

Incremental Intervention Effects in Studies with Many Timepoints, Repeated Outcomes, and Dropout

Kwangho Kim,^{*†}
Edward H. Kennedy,[‡]
and
Ashley I. Naimi [§]

May 24, 2022

Abstract

Modern longitudinal studies feature data collected at many timepoints, often of the same order of sample size. Such studies are typically affected by dropout and positivity violations. We tackle these problems by generalizing effects of recent incremental interventions (which shift propensity scores rather than set treatment values deterministically) to accommodate multiple outcomes and subject dropout. We give an identifying expression for incremental effects when dropout is conditionally ignorable (without requiring treatment positivity), and derive the nonparametric efficiency bound for estimating such effects. Then we present efficient nonparametric estimators, showing that they converge at fast parametric rates and yield uniform inferential guarantees, even when nuisance functions are estimated flexibly at slower rates. We also study the efficiency of incremental effects relative to more conventional deterministic effects in a novel infinite time horizon setting, where the number of timepoints grows with sample size, and show that incremental effects yield near-exponential gains in this setup. Finally we conclude with simulations and apply our methods in a study of the effect of low-dose aspirin on pregnancy outcomes.

Keywords: causal inference, right-censoring, observational study, positivity, efficient influence function, time-varying confounding, treatment effect, dense longitudinal data

^{*}{Department of Statistics & Data Science, Machine Learning Department}, Carnegie Mellon University, 5000 Forbes Ave, Pittsburgh, PA 15213. Email: kwhanghk@stat.cmu.edu

[†]To whom correspondence should be addressed

[‡]Assistant Professor, Department of Statistics & Data Science, Carnegie Mellon University, 5000 Forbes Ave, Pittsburgh, PA 15213. Email: edward@stat.cmu.edu

[§]Assistant Professor, Department of Epidemiology, University of Pittsburgh, 130 DeSoto Street, Pittsburgh, PA 15261. Email: ashley.naimi@pitt.edu

1 Introduction

Causal inference has long been an important scientific pursuit, and understanding causal relationships is essential across many disciplines. However, for practical and ethical reasons, causal questions cannot always be evaluated via experimental methods (i.e., randomized trials), making observational studies the only viable alternative. Further, when individuals can be exposed to varying treatment levels over time, collecting appropriate longitudinal data is important. To that end, recent technological advancements that facilitate data collection are making longitudinal studies with a very large number of time points (sometimes of the same order of sample size) increasingly common [e.g., Eysenbach et al., 2011, Klasnja et al., 2015, Kumar et al., 2013].

The increase in observational studies with detailed longitudinal data has also introduced numerous statistical challenges that remain unaddressed. For longitudinal causal studies, two analytic frameworks are often invoked: *deterministic fixed interventions* [Hernán et al., 2000, Robins, 1986, Robins et al., 2000], in which all individuals are assigned to a fixed exposure level over all time-points; and *deterministic dynamic interventions* [Murphy et al., 2001, Robins, 2004] in which, at each time, treatment is assigned according to a fixed rule that depends on past history. In the real world, the fixed deterministic interventions might not be of practical interest since the treatment is typically not applied uniformly [Kennedy, 2019].

Generally, deterministic interventions (fixed or dynamic) rely on the positivity assumption which requires every unit to have a nonzero chance of receiving each of the available treatments at every time point. If the positivity assumption is violated, the causal effect defined under deterministic (fixed or dynamic) interventions will be no longer identifiable. Even under positivity, longitudinal studies are especially prone to the curse of dimensionality, since exponentially many samples are needed to learn about all treatment trajectories. These issues only worsen when the number of timepoints or covariates increases. Thus, due to a lack of analytic methods for such longitudinal data, researchers are often forced to either rely on strong parametric assumptions, or forego the estimation of causal effects altogether [e.g. Kumar et al., 2013].

Recently, Kennedy [2019] has proposed a novel *incremental intervention effects* which quantify the effect of shifting treatment propensities, rather than effects of setting treatment to fixed values. An incremental intervention is a stochastic intervention in that it depends on unit characteristics and is random at each timepoint [see Díaz and van der Laan, 2012, Haneuse and Rotnitzky, 2013, Moore et al., 2012, Young et al., 2014, as prior works on stochastic interventions whose setup is relevant to our study]. Importantly, incremental effect estimators do not require positivity, and can still achieve \sqrt{n} -rates regardless of the number of timepoints, even when nonparametric methods are used. Despite these strengths, the method has not been adapted to general longitudinal studies, where multiple right-censored outcomes are common (particularly for human subjects). Additionally, the relative efficiency of such incremental intervention effects over traditional deterministic effects has never been formally assessed - neither theoretically nor empirically - especially for very dense longitudinal data with a large number of timepoints.

In this paper we propose a more comprehensive form of incremental intervention effects that accommodate not only time-varying treatments, but time-varying outcomes subject to right censoring (i.e., dropout). We provide an identifying expression for incremental effects

when dropout is conditionally ignorable, still without requiring (treatment) positivity, and derive the nonparametric efficiency bound for estimating such effects. We go on to present efficient nonparametric estimators, showing that they converge at fast rates and give uniform inferential guarantees, even when nuisance functions are estimated flexibly at much slower rates with flexible machine learning tools under weak conditions. Importantly, we also study the relative efficiency of incremental effects to more conventional deterministic effects in a novel infinite time horizon setting, where the number of timepoints can grow with sample size to infinity. We specifically show that incremental effects can yield near-exponential gains in this setup. Finally we conclude with a simulation study and apply our methods to a longitudinal study of the effect of low-dose aspirin on pregnancy outcomes to demonstrate the effectiveness of our method.

2 Setup

We consider a study where for each subject we observe covariates $X_t \in \mathbb{R}^d$, treatment $A_t \in \mathbb{R}$, and outcome $Y_t \in \mathbb{R}$, with all variables allowed to vary over time, but where subjects can drop out or be lost to follow-up. In particular, we observe a set of i.i.d samples (Z_1, \dots, Z_n) from a probability distribution \mathbb{P} where, for those subjects who remain in the study up to the final timepoint $t = T$, we observe

$$Z = (X_1, A_1, Y_1, X_2, A_2, Y_2, \dots, X_T, A_T, Y_T).$$

But in general we only get to observe

$$Z = (X_1, A_1, R_2, R_2(Y_1, X_2, A_2), \dots, R_T, R_T(Y_{T-1}, X_T, A_T), R_{T+1}, R_{T+1}Y_T) \quad (1)$$

with $R_t = \mathbb{1}\{\text{still in the study at time } t\}$ an indicator for whether the subject contributes data at time t . We write $R_t(Y_{t-1}, X_t, A_t)$ as a shorthand notation of $(R_t Y_{t-1}, R_t X_t, R_t A_t)$, so the missingness process we consider is one where subjects can drop out at each time after the measurement of covariates/treatment. This is motivated by the fact that this is likely the most common type of dropout, since outcomes Y_t at time t are often measured together with or just prior to covariates X_{t+1} at time $t + 1$. Since we consider a monotone dropout (i.e., right-censoring) process, R_t is non-increasing in time t , i.e.,

$$\begin{cases} R_t = 1 & \Rightarrow (R_1, \dots, R_{t-1}) = \mathbf{1} \\ R_t = 0 & \Rightarrow (R_{t+1}, \dots, R_T) = \mathbf{0}, \end{cases}$$

where $\mathbf{0}, \mathbf{1}$ are vectors of zeros and ones. Thus our data structure Z is a chain with t -th component

$$\{R_t, R_t(Y_{t-1}, X_t, A_t)\}$$

for $t = 1, \dots, T+1$ where $R_1 = 1$ and we do not use Y_0 or X_{T+1}, A_{T+1} . Although we suppose each subject's dropout will occur before the t -th stage, our data structure also covers the case when the dropout will occur after the t -th stage because in that case we can write

$$\{R_t(Y_{t-1}, X_t, A_t), R_{t+1}\}$$

as the t -th component of our chain and the general structure remains the same.

For simplicity, we consider binary treatment in this paper, so that the support of each A_t is $\mathcal{A} = \{0, 1\}$. We use overbars and underbars to denote all the past history and future

event of a variable respectively, so that $\bar{X}_t = (X_1, \dots, X_t)$ and $\underline{A}_t = (A_t, \dots, A_T)$ for example. We also write $H_t = (\bar{X}_t, \bar{A}_{t-1}, \bar{Y}_{t-1})$ to denote all the observed past history just prior to treatment at time t , with support \mathcal{H}_t . Finally, we use lower-case letters a_t, h_t, x_t to represent realized values for A_t, H_t, X_t respectively, unless stated otherwise.

Now that we have defined our data structure we turn to our estimation goal, i.e., which treatment effect we aim to estimate. Since we are interested in causal inference we use potential outcomes $Y_t^{\bar{a}_t}$ to denote the counterfactual outcome at time t that would have been observed under a treatment sequence $\bar{a}_t = (a_1, \dots, a_t)$ (note we have $Y_t^{\bar{a}_T} = Y_t^{\bar{a}_t}$ as long as the future cannot cause the past). In longitudinal causal problems it is common to pursue quantities such as $\mathbb{E}(Y_t^{\bar{a}_t})$, i.e., the mean outcome at a given time under particular treatment sequences \bar{a}_t ; for example one might compare the mean outcome under $\bar{a}_t = \mathbf{1}$ versus $\bar{a}_t = \mathbf{0}$, which represents how outcomes would change if all versus none were treated at all times. However identifying these effects requires strong positivity assumptions (i.e., that all have some chance at receiving every treatment at every time), and estimating these effects often requires untenable parametric assumptions when there are more than a few timepoints.

Following Kennedy [2019] we instead consider incremental intervention effects, which represent how mean outcomes would change if the odds of treatment at each time were multiplied by a factor δ (e.g., $\delta = 2$ means odds of treatment are doubled). Incremental interventions shift propensity scores rather than impose treatments themselves; they represent what would happen if treatment were slightly more or less likely to be assigned, relative to the natural/observational treatment. There are a number of benefits of studying incremental intervention effects: for example, positivity assumptions can be entirely and naturally avoided; complex effects under a wide range of intensities can be summarized with a single curve in δ , no matter how many timepoints T there are; and they more closely align with actual intervention effects than their fixed treatment regime counterparts. We refer to Kennedy [2019] for more discussion and details.

Formally, incremental interventions are dynamic stochastic interventions where treatment is not assigned based on the observational propensity scores $\pi_t(h_t) = \mathbb{P}(A_t = 1 \mid H_t = h_t)$; instead these propensity scores are replaced by new interventional propensity scores given by

$$q_t(h_t; \delta, \pi_t) = \frac{\delta \pi_t(h_t)}{\delta \pi_t(h_t) + 1 - \pi_t(h_t)}. \quad (2)$$

to ensure the odds of treatment are multiplied by δ . We denote potential outcomes under the above intervention as $Y_t^{\bar{Q}_t(\delta)}$ where $\bar{Q}_t(\delta) = \{Q_1(\delta), \dots, Q_t(\delta)\}$ represents draws from the conditional distributions $Q_s(\delta) \mid H_s = h_s \sim \text{Bernoulli}\{q_s(h_s; \delta, \pi_s)\}$, $s = 1, \dots, t$. We often drop δ and write $Q_t = Q_t(\delta)$ when the dependence is clear from the context. Note here we use capital letters for the intervention indices since they are random, as opposed to $Y_t^{\bar{a}_t}$ where the intervention is deterministic. Therefore in this paper we aim to estimate the mean counterfactual outcome

$$\psi_t(\delta) = \mathbb{E} \left(Y_t^{\bar{Q}_t(\delta)} \right)$$

for any $t \leq T$. This goal is different from Kennedy [2019] in that we allow varying outcomes over time and dropout/right-censoring. Thus in the next section we describe the necessary conditions for identifying $\psi_t(\delta)$ in the presence of dropout.

3 Identification

In this section, we will give assumptions under which the entire marginal distribution of the resulting counterfactual outcome $Y_t^{\bar{Q}_t(\delta)}$ is identified. Specifically, we require the following assumptions for all $t \leq T$.

Assumption A1. $Y = Y^{\bar{a}_T}$ if $\bar{A}_T = \bar{a}_T$

Assumption A2-E. $A_t \perp\!\!\!\perp Y^{\bar{a}_T} \mid H_t$

Assumption A2-M. $R_t \perp\!\!\!\perp (\underline{X}_t, \underline{A}_t, Y) \mid H_{t-1}, A_{t-1}, R_{t-1} = 1$

Assumption A3. $\mathbb{P}(R_t = 1 \mid H_{t-1}, A_{t-1}, R_{t-1} = 1)$ is bounded away from 0 a.e. $[\mathbb{P}]$

Assumptions (A1) and (A2-E) correspond to consistency and exchangeability conditions respectively, which are commonly used in causal inference problems. Consistency means the observed outcomes are equal to the corresponding potential outcomes under the observed treatment sequence, and would be violated in settings with interference, for example. Exchangeability means that the treatment and counterfactual outcome are independent, conditional on the observed past (if there were no dropout), i.e., that treatment is as good as randomized at each time conditional on the past. Experiments ensure exchangeability holds by construction, but in observational studies it requires sufficiently many relevant adjustment covariates (H_t in our case) to be collected.

In this paper, we additionally require assumptions (A2-M) and (A3) because of the missingness/dropout. (A2-M) is a time-varying missing-at-random assumption, ensuring that dropout is independent of the future (and underlying missing data values), conditioned on the observed history up to the current time point. This would be a reasonable assumption if we can collect enough data to explain the dropout process, so we can ensure that those who dropout look like those who do not, given all past observed data. (A3) is a positivity assumption for missingness, meaning that each subject in the study has some non-zero chance at staying in the study at the next timepoint. This would be expected to hold in many studies, but may not if some subjects are ‘doomed’ to drop out based on their specific measured characteristics. Note that assumptions (A2-M) and (A3) also appear in more classical works on dealing with missing data [e.g. Robins et al., 1994, 1995].

Importantly, we do not need any positivity conditions on the propensity scores, since we are targeting incremental effects as defined in (2) rather than more common deterministic effects. The next result gives an identifying expression for the incremental effect under the above assumptions.

Theorem 3.1. *Suppose identification assumptions (A1) - (A3) hold. Then the incremental effect on outcome Y at time t with given value of $\delta \in [\delta_l, \delta_u]$ for $0 < \delta_l \leq \delta_u < \infty$ equals*

$$\psi_t(\delta) = \int_{\bar{\mathcal{X}}_t \times \bar{\mathcal{A}}_t} \mu(h_t, a_t, R_{t+1} = 1) \prod_{s=1}^t q_s(a_s \mid h_s, R_s = 1) d\nu(a_s) d\mathbb{P}(x_s \mid h_{s-1}, a_{s-1}, R_s = 1) \quad (3)$$

for $t \leq T$, where $\bar{\mathcal{X}}_t = \mathcal{X}_1 \times \dots \times \mathcal{X}_t$, $\bar{\mathcal{A}}_t = \mathcal{A}_1 \times \dots \times \mathcal{A}_t$, $\mu(h_t, a_t, R_{t+1} = 1) = \mathbb{E}(Y_t \mid H_t = h_t, A_t = a_t, R_{t+1} = 1)$, and

$$q_s(a_s \mid h_s, R_s = 1) = \frac{a_s \delta \pi_s(h_s, R_s = 1) + (1 - a_s) \{1 - \pi_s(h_s, R_s = 1)\}}{\delta \pi_s(h_s, R_s = 1) + 1 - \pi_s(h_s, R_s = 1)}. \quad (4)$$

with $\pi_s(h_s, R_s = 1) = \mathbb{P}(A_s = 1 \mid H_s = h_s, R_s = 1)$ and a dominating measure ν for the distribution of A_s .

Theorem 3.1 follows by Theorem 1 in Kennedy [2019] and Lemma C.1 given in the Appendix. Note that $q_s(a_s \mid h_s)$ is the propensity score under the incremental intervention. The identifying expression (3) shows that the mean counterfactual outcome $\psi_t(\delta)$ is identified and can be expressed in terms of the observed data distribution \mathbb{P} .

As mentioned earlier, without the additional assumptions (A2-M) and (A3) together with Lemma C.1, the intervention effect $\psi_t(\delta)$ would in general not be identifiable under the setting considered by Kennedy [2019], due to the dropout. It is also worth noting that here we do not make any parametric assumptions and the censorship process is also allowed to be model-free. Theorem 3.1 therefore extends previous results on incremental interventions to studies with arbitrary time-varying outcomes and missing-at-random style dropout.

To illustrate, the next corollary shows what the identification result gives in the simple setting where there is only one timepoint, so dropout amounts to mere missing outcomes.

Corollary 3.1. *When $T = 1$, the data structure reduces to*

$$Z = (X, A, R, RY)$$

where $R = 1$ means the outcome was not missing. Then the identifying expression for $\psi(\delta)$ simplifies to

$$\psi(\delta) = \mathbb{E} \left[\frac{\delta \pi(X) \mu(X, 1, 1) + \{1 - \pi(X)\} \mu(X, 0, 1)}{\delta \pi(X) + \{1 - \pi(X)\}} \right]$$

where $\pi(X) = \mathbb{P}(A = 1 \mid X)$ and $\mu(x, a, 1) = \mathbb{E}(Y \mid X = x, A = a, R = 1)$.

Therefore when $T = 1$ the effect $\psi(\delta)$ is simply a weighted average of the regression functions $\mu(X, 1, 1)$ and $\mu(X, 0, 1)$ among those with observed outcomes, with weights depending on the observational propensity scores and δ .

4 Efficiency Theory

In the previous section, we showed the incremental intervention effect adjusted for right-censoring and repeated outcomes can be identified under weak nonparametric assumptions, without requiring any positivity conditions on the treatment process. Our main goal in this section is to develop a nonparametric efficiency theory for the incremental effect, via the efficient influence function for $\psi_t(\delta)$.

The efficient influence function is a crucial object in non/semiparametric efficiency theory because 1) its variance gives an asymptotic efficiency bound that cannot be improved upon without adding assumptions, and 2) its form indicates how to do appropriate bias correction in order to construct estimators that attain the efficiency bound under weak conditions. Mathematically, an influence function ϕ acts as the derivative term in a distributional Taylor expansion of the functional of interest, which can be seen to imply

$$\left. \frac{\partial \psi(\mathbb{P}_\epsilon)}{\partial \epsilon} \right|_{\epsilon=0} = \int \phi(z; \mathbb{P}) \left(\frac{\partial \log d\mathbb{P}_\epsilon(z)}{\partial \epsilon} \right) \Big|_{\epsilon=0} d\mathbb{P}(z) \quad (5)$$

for all smooth parametric submodels \mathbb{P}_ϵ containing the true distribution so that $\mathbb{P}_{\epsilon=0} = \mathbb{P}$. For more details we refer to Bickel et al. [1998], Kennedy [2016], Tsiatis [2006], Vaart [1998], van der Laan & James M Robins [2003], as well as Section C.2 in the Appendix.

The main result in this section gives the efficient influence function of the incremental effect $\psi_t(\delta)$ on an outcome at arbitrary time t in the presence of dropout, as defined in the identification result of the previous section.

Theorem 4.1. *The efficient influence function for the intervention effect $\psi_t(\delta)$ under a nonparametric model is given by*

$$\begin{aligned} & \sum_{s=0}^t \left\{ \frac{\{A_s - \pi_s(H_s)\}(1 - \delta)}{\delta A_s + 1 - A_s} \right\} \left[\frac{m_s(H_s, 1, R_{s+1} = 1)\delta\pi_s(H_s) + m_s(H_s, 0, R_{s+1} = 1)\{1 - \pi_s(H_s)\}}{\delta\pi_s(H_s) + 1 - \pi_s(H_s)} \right] \\ & \quad \times \omega_s(H_s, A_s) \left(\prod_{k=1}^s \frac{\delta A_k + 1 - A_k}{\delta\pi_k(H_k) + 1 - \pi_k(H_k)} \cdot \frac{\mathbb{1}(R_{s+1} = 1)}{\omega_s(H_s, A_s)} \right) \\ & + \prod_{s=1}^t \left\{ \frac{\delta A_s + 1 - A_s}{\delta\pi_s(H_s) + 1 - \pi_s(H_s)} \cdot \frac{\mathbb{1}(R_{s+1} = 1)}{\omega_s(H_s, A_s)} \right\} Y_t - \psi_t(\delta) \end{aligned}$$

where $\pi_s(h_s) = \mathbb{P}(A_s = 1 \mid H_s = h_s, R_s = 1)$, $\omega_s(H_s, A_s) = d\mathbb{P}(R_{s+1} = 1 \mid H_s, A_s, R_s = 1)$, and

$$\begin{aligned} & m_s(h_s, a_s, R_{s+1} = 1) \\ & = \int_{\mathcal{R}_s} \mu(h_t, a_t, R_{t+1} = 1) \prod_{k=s+1}^t q_k(a_k \mid h_k, R_k = 1) d\nu(a_k) d\mathbb{P}(x_k \mid h_{k-1}, a_{k-1}, R_k = 1) \end{aligned}$$

for $\forall s \leq t$, where $\mathcal{R}_s = (\bar{\mathcal{X}}_t \times \bar{\mathcal{A}}_t) \setminus (\bar{\mathcal{X}}_s \times \bar{\mathcal{A}}_s)$, $\mu(h_t, a_t, R_{t+1} = 1) = \mathbb{E}(Y_t \mid H_t = h_t, A_t = a_t, R_{t+1} = 1)$, and ν is a dominating measure for the distribution of A_k .

A proof can be found in the Appendix C.3. In the proof, first we find an identifying expression of the efficient influence function for our target parameter $\psi_t(\delta)$ and then convert it into the more succinct, estimable form in Theorem 4.1. Note that in Theorem 4.1, all terms are either directly available from the data or estimable, e.g., via regression tools, hinting that we can estimate the efficient influence function (and its mean) to use for bias correction. Our results generalize previous ones for incremental interventions by allowing time-varying outcomes and dropout: as might be expected, if there is no censoring (i.e., $\mathbb{P}[R_t = 0] = 1$ a.e. $[\mathbb{P}]$ for all $t \leq T$) then both the identifying expression and the efficient influence function reduce to the expressions presented by Kennedy [2019].

The efficient influence function in Theorem 4.1 consists of an augmentation term and an product term, both of which are quite different from those that appear in estimators for more standard causal effects. In fact, the product term (the last term with Y_t) is an inverse-probability-weighted estimator for the case when π_s, ω_s are parametrically correctly modeled for all s , which will be discussed more detail in the next section. The structure of quotient terms is rooted in the form of our new incremental interventional score defined in (4). It is worth noting that every such quotient term is now multiplied by $\frac{\mathbb{1}(R_{s+1}=1)}{\omega_s(H_s, A_s)}$ to adjust dropout effects at each stage s .

The above efficient influence function involves three types of nuisance functions: the treatment propensity scores $\pi_s(H_s)$, the missingness propensity scores $\omega_s(H_s, A_s)$ and the outcome regressions $m_s(H_s, A_s, R_{s+1} = 1)$ for $s \leq t$. The propensity scores $\pi_s(H_s)$ and

$\omega_s(H_s, A_s)$ can be directly estimated via arbitrary regression methods. The outcome regressions m_s are marginalized versions of the full regression function $\mu(h_s, a_s, R_{s+1} = 1)$ that condition on all of the past, so smaller values of t coincides with more marginalization. In the Appendix C.4 we give a sequential regression formulation for these outcome regressions to indicate how they might be estimated without resorting to complicated conditional density estimation.

The efficient influence function in the $T = 1$ case follows a relatively simple and intuitive form, equaling a weighted average of the efficient influence functions for $\mathbb{E}(Y^1)$ and $\mathbb{E}(Y^0)$ plus some contribution from the estimation of the treatment propensity scores. We give this result in the Appendix C.5.

5 Estimation and Inference

5.1 Proposed Estimator

In this section we develop an estimator that can attain fast \sqrt{n} convergence rates, even when other nuisance functions are modeled nonparametrically and estimated at rates slower than \sqrt{n} .

To begin, let $\varphi(Z; \boldsymbol{\eta}, \delta, t)$ denote the uncentered efficient influence function from Theorem 4.1, which is a function of the observations Z and the set of nuisance functions

$$\boldsymbol{\eta} = (\boldsymbol{\pi}, \mathbf{m}, \boldsymbol{\omega}) = (\pi_1, \dots, \pi_t, m_1, \dots, m_t, \omega_1, \dots, \omega_t)$$

for any $t \leq T$, where π_t, m_t, ω_t are the same nuisance functions defined in Theorem 4.1. Thus $\mathbb{E}[\varphi(Z; \boldsymbol{\eta}, \delta, t)] = \psi_t(\delta)$.

A natural estimator for $\phi(Z; \boldsymbol{\eta}, \delta)$ would be given by the solution to the efficient influence function estimating equation, i.e., the naive plug-in Z -estimator

$$\hat{\psi}_{inc.pi}(t; \delta) = \mathbb{P}_n\{\varphi(Z; \hat{\boldsymbol{\eta}}, \delta, t)\}$$

where $\hat{\boldsymbol{\eta}}$ are some regression based estimators of the nuisance functions directly plugged into the efficient influence function, and \mathbb{P}_n denotes the empirical measure so that sample averages can be written as $\frac{1}{n} \sum_i f(Z_i) = \mathbb{P}_n\{f(Z)\} = \int f(z) d\mathbb{P}_n(z)$.

Note also that if we could assume π_t and ω_t were modeled with correct parametric models, then one could use the following simple inverse-probability-weighted (IPW) estimator

$$\hat{\psi}_{inc.ipw}(t; \delta) = \mathbb{P}_n \left\{ \prod_{t=1}^T \left(\frac{\delta A_t + 1 - A_t}{\delta \hat{\pi}_t(H_t) + 1 - \hat{\pi}_t(H_t)} \cdot \frac{\mathbb{1}(R_{t+1} = 1)}{\hat{\omega}_t(H_t, A_t)} \right) Y \right\}.$$

Note that this IPW estimator is a special case of $\hat{\psi}_{inc.pi}$ where \hat{m}_t is set to zero for all t .

However, to develop general Z -estimators with desired convergence rates requires empirical process conditions that restrict the flexibility and complexity of the nuisance estimators. This is due to using the data twice (once for estimating the nuisance functions, again for estimating the average of the uncentered influence function), which can cause overfitting. Hence, to avoid this downside and to make our estimator more practically useful, we use sample splitting, following Chernozhukov et al. [2016], Kennedy [2019], Robins and Hernán [2008], Zheng and Laan [2010]. As will be seen shortly, our estimator can attain fast

parametric \sqrt{n} rates even when we have all the nuisance functions $\boldsymbol{\eta}$ estimated consistently at much slower rates than \sqrt{n} . Hence we can be more flexible in employing nonparametric methods in our model.

To this end we randomly split the observations (Z_1, \dots, Z_n) into K disjoint groups, using a random variable S drawn independently of the data, where $S_i \in \{1, \dots, K\}$ denotes the group membership for unit i . Then our proposed estimator is given by

$$\hat{\psi}_t(\delta) = \frac{1}{K} \sum_{k=1}^K \mathbb{P}_n^{(k)} \{ \varphi(Z; \hat{\boldsymbol{\eta}}_{-k}, \delta, t) \} \equiv \mathbb{P}_n \{ \varphi(Z; \hat{\boldsymbol{\eta}}_{-S}, \delta, t) \} \quad (6)$$

where we let $\mathbb{P}_n^{(k)}$ denote empirical averages only over the set of units $\{i : S_i = k\}$ in group k , and let $\hat{\boldsymbol{\eta}}_{-k}$ denote the nuisance estimator constructed excluding group k . We detail exactly how to compute the proposed estimator $\hat{\psi}_t(\delta)$ in Algorithm 1 in section A of the Appendix.

Computing the estimator is easily amenable to parallelizable due to the sample splitting. Note also that it only requires estimating regression functions and not conditional densities, by virtue of the recursive regression formulation of the functions m_t as discussed in Remark 2 in the Appendix. It is also worth noting that our method effectively utilizes all the observable samples at each time t to estimate functions m_t .

5.2 Convergence Theory

Now we provide a theorem that details the main large-sample property of our proposed estimator. In the theorem we verify that $\hat{\psi}_t(\delta)$ is \sqrt{n} -consistent and asymptotically normal even when all the nuisance functions are estimated at much slower than $n^{-1/2}$ rates.

In what follows we denote the squared $L_2(\mathbb{P})$ norm of function f by $\|f\| = (\int f(z)^2 d\mathbb{P}(z))^{1/2}$. Moreover, note that the pseudo-regression functions m_t defined in Theorem 4.1 can be indexed by both time t and the given increment parameter δ as $m_{t,\delta}$ if necessary. The next theorem shows uniform convergence of $\hat{\psi}_t(\delta)$.

Theorem 5.1. *Define the variance function as $\sigma^2(\delta, t) = \mathbb{E} \left[(\varphi(Z; \boldsymbol{\eta}, \delta, t) - \psi_t(\delta))^2 \right]$ and let $\hat{\sigma}^2(\delta, t) = \mathbb{P}_n \left[\left(\varphi(Z; \hat{\boldsymbol{\eta}}_{-S}, \delta, t) - \hat{\psi}_t(\delta) \right)^2 \right]$ denote its estimator. Assume:*

- 1) *The set $\mathcal{D} = [\delta_l, \delta_u]$ is bounded with $0 < \delta_l \leq \delta_u < \infty$.*
- 2) *$\mathbb{P}[\|m_t(H_t, A_t, R_{t+1} = 1)\| \leq C] = \mathbb{P}[\|\hat{m}_t(H_t, A_t, R_{t+1} = 1)\| \leq C] = 1$ for some constant $C < \infty$ and $\forall t$.*
- 3) *$\sup_{\delta \in \mathcal{D}} \left| \frac{\hat{\sigma}^2(\delta, t)}{\sigma^2(\delta, t)} - 1 \right| = o_{\mathbb{P}}(1)$, and $\|\sup_{\delta \in \mathcal{D}} \|\varphi(Z; \boldsymbol{\eta}, \delta, t) - \varphi(Z; \hat{\boldsymbol{\eta}}_{-S}, \delta, t)\|\| = o_{\mathbb{P}}(1)$.*
- 4) *$\left(\sup_{\delta \in \mathcal{D}} \|m_{\delta, t} - \hat{m}_{\delta, t}\| + \|\pi_t - \hat{\pi}_t\| \right) \left(\|\hat{\pi}_s - \pi_s\| + \|\hat{\omega}_s - \omega_s\| \right) = o_{\mathbb{P}} \left(\frac{1}{\sqrt{n}} \right)$ for $\forall s \leq t$.*

Then we have

$$\frac{\hat{\psi}_t(\delta) - \psi_t(\delta)}{\hat{\sigma}(t, \delta) \sqrt{n}} \rightsquigarrow \mathbb{G}(\delta, t)$$

in $l^\infty(\mathcal{D})$, where \mathbb{G} is a mean-zero Gaussian process with covariance $\mathbb{E}[\mathbb{G}(\delta_1, t_1) \mathbb{G}(\delta_2, t_2)] = \mathbb{E}[\tilde{\varphi}(Z; \boldsymbol{\eta}, \delta_1, t_1) \tilde{\varphi}(Z; \boldsymbol{\eta}, \delta_2, t_2)]$ and $\tilde{\varphi}(Z; \boldsymbol{\eta}, \delta, t) = \frac{\varphi(Z; \boldsymbol{\eta}, \delta, t) - \psi_t(\delta)}{\sigma(\delta, t)}$.

The above theorem lays the foundation for inference; its proof is given in the Appendix C.8. We analyze the second order remainder terms of the efficient influence function given in Lemma C.2, and keep the intervention distribution completely general (see section C.8, C.9 in the Appendix). Therefore, the results can be applied to study other stochastic interventions under the presence of right-censoring, which is beyond the scope of this paper.

Assumptions 1), 2) and 3) in Theorem 5.1 are all very weak. Specifically, assumptions 1) and 2) are mild boundedness conditions; assumption 2) could be further relaxed at the expense of a less simple proof, for example with bounds on L_p norms. Assumption 3) is also a basic and mild consistency assumption, with no requirement on rates of convergence. The main substantive assumption is Assumption 4), which says the nuisance estimators must be consistent and converge at a fast enough rate. Note that unlike the result from Kennedy [2019], we have additional nuisance function ω in the condition, which represents a propensity score for missingness or dropout. One sufficient condition for Assumption 4 to hold is that all the nuisance functions are consistently estimated at a rate of $n^{-1/4}$ or faster.

Lowering the bar from \sqrt{n} to $n^{-1/4}$ allows us to employ a richer set of modern machine learning methods by reducing the burden of nonparametric modeling. Such rates are attainable under diverse structural constraints; see for example [Kandasamy and Yu, 2016, Raskutti et al., 2012, Yang et al., 2015]. More conventional structural constraints including sparsity and smoothness in Györfi et al. [2006]. However, we are agnostic about how such rates might be attained by which nonparametric methods. In practice, we may want to consider using different estimation techniques for each of $\boldsymbol{\pi}, \boldsymbol{m}, \boldsymbol{\omega}$ based on our prior knowledge or use ensemble learners.

Based on the result in Theorem 5.1, given the value of δ and t we can construct pointwise $1 - \alpha$ confidence intervals for $\psi_t(\delta)$ as

$$\hat{\psi}_t(\delta) \pm z_{1-\alpha/2} \frac{\hat{\sigma}^2(\delta, t)}{\sqrt{n}}$$

where $\hat{\sigma}^2(\delta, t)$ is the variance estimator defined in Theorem 5.1. As in Kennedy [2019] we can use the multiplier bootstrap for uniform inference, by replacing the $z_{1-\alpha/2}$ critical value with one c_α satisfying

$$\mathbb{P} \left(\sup_{\delta \in \mathcal{D}, 1 \leq t \leq T} \left| \frac{\hat{\psi}_t(\delta) - \psi_t(\delta)}{\hat{\sigma}(\delta, t)/\sqrt{n}} \right| \leq c_\alpha \right) = 1 - \alpha + o(1).$$

This is due to the fact that we only add a finite number T timepoints into the function class of φ at maximum (see C.9 in the Appendix for more detailed discussion). We refer to Kennedy [2019] for details on how to construct c_α via a bootstrap procedure.

6 Infinite Time Horizon Analysis

The great majority of causal inference literature considers a finite time horizon where the number of timepoints is small and fixed, or even just equal to one, a priori ruling out much significant (if any) longitudinal structure. However, in practice more and more studies accumulate data across very many timepoints, due to ever increasing advances in data collection technology. In fact, in many applications the number of timepoints T can even

be comparable to or larger than sample size n , rendering most of the classical methods based on finite time horizons futile. For example, Kumar et al. [2013] describe how new mobile and wearable sensing technologies have revolutionized randomized trial and other health-care studies by providing data at very high sampling rates (e.g., 10-500 times per second). Klasnja et al. [2015] use 210 timepoints in their study in which they present the micro-randomized trial for just-in-time adaptive interventions via mobile applications. As we collect such more granular and fine-grained data, some recent studies explore efficient off-policy estimation techniques on infinite-time horizon (e.g. Liu et al. [2018] in reinforcement learning). Interestingly, there has been no formal analysis for longitudinal study.

Therefore here we analyze the behavior of an inverse-probability-weighted (IPW) version of our proposed incremental effect estimator (relative to a standard IPW estimator of a classical deterministic effect), in a more realistic regime where the number of timepoints can scale with sample size. To the best of our knowledge, this is one of the first such infinite-horizon analyses in causal inference, outside of some recent examples involving dynamic treatment regimes [Ertefaie and Strawderman, 2018, Laber et al., 2018]. Importantly, we show that a classical IPW estimator can suffer exponentially large variance inflation relative to an analogous incremental effect estimator: the relative efficiency is exponential in the number of timepoints T .

We proceed by comparing different estimators of two different effects, namely the usual deterministic effect of receiving treatment at every timepoint, as well as the incremental effect for a given $\delta > 1$ (we present results for effects of receiving control at every timepoint and incremental interventions with $\delta < 1$ in the Appendix C.6 as well). Although these are effects under different interventions, under positivity the incremental intervention effect can well approximate the always-treated effect by letting $\delta \rightarrow \infty$ (and similarly $\delta \rightarrow 0$ for the never-treated effect). More importantly, however, we argue that the incremental effects are more appropriate for long-term longitudinal studies with many timepoints both based on their interpretation, and based on the extreme efficiency gains we discuss here.

For simplicity, and to make our results more intuitive, we consider a simple randomized trial where propensity scores are known and do not vary with covariates (i.e., $\pi_t(H_t) = p$ for all t) and there is no dropout (i.e. $d\mathbb{P}\{R_{t+1} = 1\} = 1$ a.e. $[\mathbb{P}]$ for all $t = 1, \dots, T$). However, we expect that by introducing additional complexity (e.g., requiring estimation of nuisance parameters and introducing dropout) the efficiency gap between deterministic always-treated-type and incremental effects would not be substantially affected (and may even be exacerbated). Alternatively we can view our results as corresponding to the full nonparametric efficiency bounds under a simple setup where the propensity scores are all equal to p and the pseudo-regressions equal zero.

In this setup we have unbiased estimators of the always-treated effect $\psi_{at} = \mathbb{E}(Y^{\bar{1}})$ and incremental effect $\psi_{inc} = \mathbb{E}(Y^{\bar{Q}(\delta)})$ given by

$$\hat{\psi}_{at} = \prod_{t=1}^T \left(\frac{A_t}{p} \right) Y$$

and

$$\hat{\psi}_{inc} = \prod_{t=1}^T \left(\frac{\delta A_t + 1 - A_t}{\delta p + 1 - p} \right) Y$$

respectively, where $Y = Y_T$ for simplicity. We now explore the relative efficiency of these estimators, considering the case where T approaches infinity. In particular the next theo-

rem shows that we can achieve an asymptotically exponential efficiency gain by targeting incremental effects.

Theorem 6.1. *Consider the estimators and assumptions defined above. Suppose $|Y| \leq b_u$ for some constant $b_u > 0$ and $\mathbb{E} \left[\left(Y^{\bar{1}} \right)^2 \right] > 0$. Then for any $T \geq 1$,*

$$C_T \left[\left\{ \frac{\delta^2 p^2 + p(1-p)}{(\delta p + 1 - p)^2} \right\}^T - p^T \right] \leq \frac{\text{Var}(\hat{\psi}_{at})}{\text{Var}(\hat{\psi}_{inc})} \leq C_T \zeta(T; p) \left\{ \frac{\delta^2 p^2 + p(1-p)}{(\delta p + 1 - p)^2} \right\}^T$$

where $C_T = \frac{b_u^2}{\mathbb{E} \left[\left(Y^{\bar{1}} \right)^2 \right]}$ and $\zeta(T; p) = \left(1 + \frac{c \left(\mathbb{E} \left[Y^{\bar{1}} \right] \right)^2}{(1/p)^T \mathbb{E} \left[\left(Y^{\bar{1}} \right)^2 \right]} \right)$ for any fixed value of c such that $\frac{1}{1 - p^T \left(\mathbb{E} \left[Y^{\bar{1}} \right] \right)^2 / \mathbb{E} \left[\left(Y^{\bar{1}} \right)^2 \right]} \leq c$.

A proof of the above theorem can be found in the Appendix C.6. The proof is based on similar logic used in deriving the g-formula [Robins, 1986]. Note that we only require two very basic structural assumptions: the boundedness assumption on Y and $\mathbb{E} \left[\left(Y^{\bar{1}} \right)^2 \right] > 0$ which is equivalent to the condition that $Y^{\bar{1}}$ is a non-degenerate random variable.

Theorem 6.1 allows us to precisely quantify the asymptotic relative efficiency gain. Crucially, since $\frac{\delta^2 p^2 + p(1-p)}{(\delta p + 1 - p)^2} < 1$ when $\delta > 1$ and $\zeta(T; p) \rightarrow 1$ monotonically at an exponential rate in T , the efficiency gain is also almost exponential in T . We give a result for the case of deterministic never-treated effects as well, as stated in C.6 of the Appendix. In fact, in the proof we show the same results hold for not only always-treated effect but also any feasible deterministic effects $\mathbb{E}(Y^{\bar{a}_T})$ for $\bar{a}_T \in \bar{\mathcal{A}}_T$. Hence Theorem 6.1 provides important insight about utilizing incremental interventions for causal effects in a novel infinite time horizon (large T) regime.

Theorem 6.1 naturally leads to the conclusion that $\hat{\psi}_{inc}$ is always more efficient than $\hat{\psi}_{at}$ if we intend to incorporate many time points into the study. In what follows we refine this statement so that one can characterize the minimum threshold of the number of timepoints to make the claim true, under the same condition used in Theorem 6.1.

Corollary 6.1. *There exists a finite number T_{min} such that*

$$\text{Var}(\hat{\psi}_{inc}) < \text{Var}(\hat{\psi}_{at})$$

for every $T > T_{min}$, where T_{min} is never greater than

$$\min \left\{ T : \left[\frac{\delta^2 p + 1 - p}{(\delta p + 1 - p)^2} \right]^T - \frac{c_1}{p^T} + 2 < 0 \right\} \quad \text{where} \quad c_1 = \frac{\mathbb{E} \left[\left(Y^{\bar{1}} \right)^2 \right]}{b_u^2}.$$

A proof appears in the Appendix C.7. The proof of the above corollary relies upon the fact that $\text{var}(\hat{\psi}_{inc})$ can be represented as the variance of the weighted sum of all the distinct deterministic intervention effects $\bar{a}_T \in \bar{\mathcal{A}}_T$ (Lemma C.7). The constant c_1 is simply the normalized second order moment and can be translated into the average magnitude of $Y^{\bar{1}}$. In other words, the larger $|Y^{\bar{1}}|$ is on average the smaller the value of T_{min} is guaranteed.

Remark 1. *It may be possible to tighten the upper bound for T_{min} , but in practice the value of T_{min} is typically already small. To illustrate, consider the setup where $Y \in [0, 1]$ and $\delta = 2.5, p = 0.5$, and two extreme cases: $c_1 = 0.95$ ($Y^{\bar{1}}$ is dispersed mostly around $\{0, 1\}$) and $c_1 = 0.05$ ($Y^{\bar{1}}$ is concentrated around 0). Then the corresponding T_{min} values are 2 and 6 respectively. If we use $\delta = 5, p = 0.5$, the numbers will become 3 and 9 respectively.*

Our proof of Theorem 6.1 and Corollary 6.1 can be generalized to the case where the nuisance functions need to be estimated, but we feel the simple case captures the main ideas, and the general case would only add complexity. Numerical simulations support our theorem in both randomized and observational settings (see Section B of the Appendix). Our result in this section provides the crucial insight into longitudinal studies with many timepoints, indicating massive efficiency gains are possible by studying incremental rather than more classical deterministic effects.

7 Experiments

7.1 Simulation Study

In this section we explore finite-sample performance of the proposed estimator $\hat{\psi}(t; \delta)$ via synthetic simulation for an observational study. We consider the following data generation model

$$\begin{aligned} X_t &= (X_{1,t}, X_{2,t}) \sim N(0, \mathbf{I}), \\ \pi_t(H_t) &= \text{expit}\left(\mathbf{1}^\top X_t + 2 \sum_{s=t-2}^{t-1} (A_s - 1/2)\right), \\ \omega_t(H_t, A_t) &= \text{expit}\left(C_0 + \sum_{s=1}^t A_s\right), \quad C_0 \sim \mathcal{U}[a, 5], \\ (Y | \bar{X}_t, \bar{A}_t) &\sim N(\mu(\bar{X}_t, \bar{A}_t), 1) \end{aligned}$$

for all $t = 1, \dots, t$ where we set $\mu(\bar{X}_t, \bar{A}_t) = 10 + A_t + A_{t-1} + |((\mathbf{1}^\top X_t + \mathbf{1}^\top X_{t-1})|$ and $t = 50$. $\mathcal{U}[a, 5]$ is a uniform random variable with interval $[a, 5]$. Basically we recycle the simulation setup used in *Simulation 2* in the Appendix B, but add a right-censoring process. So in this simulation we assume that the more likely to have been treated, the less likely to drop out from the study.

We use three baseline methods: the naive Z-estimator ($\hat{\psi}_{inc.pi}$) and IPW type estimator ($\hat{\psi}_{inc.ipw}$), both of which are defined in Section 5.1, and the efficient incremental-effect estimator ($\hat{\psi}_{inc.nc}$) proposed by Kennedy [2019], which does not take right-censoring into account.

To estimate nuisance parameters, we form an ensemble of widely used nonparametric models. Specifically, we use cross-validation-based superlearner ensemble algorithm [Van der Laan et al., 2007] via the **SuperLearner** package in R to combine support vector machine, random forest, k-nearest neighbor regression, and multivariate adaptive regression splines. For the proposed method, we use sample splitting with $K = 2$ splits as described in Algorithm 1.

Setup	\widehat{RMSE}				Average Dropouts (%)
	$\hat{\psi}_{inc.pi}$	$\hat{\psi}_{inc.ipw}$	$\hat{\psi}_{inc.nc}$	$\hat{\psi}_{proposed}$	
$S = 100, n = 500, D = 25, a = 1$	0.59	0.56	1.01	0.13	35.4
$S = 200, n = 1000, D = 50, a = 1$	0.40	0.52	0.89	0.09	34.9
$S = 100, n = 500, D = 25, a = 5$	0.48	0.49	0.38	0.14	3.7
$S = 200, n = 1000, D = 50, a = 5$	0.36	0.44	0.35	0.11	3.2

Table 1: Normalized RMSE across different simulation settings.

We repeat simulation S times in which we draw n samples each simulation. We use D values of δ equally spaced on the log-scale within $[0.1, 5]$. Then performance of each estimator is assessed via normalized root-mean-squared error (RMSE) defined as belows

$$\widehat{RMSE} = \frac{1}{D} \sum_{d=1}^D \left[\frac{1}{S} \sum_{s=1}^S \left\{ \frac{\hat{\psi}_s(t; \delta_d) - \psi(t; \delta_d)}{\bar{\psi}(t; \delta_d)} \right\}^2 \right]$$

where $\hat{\psi}_s(t; \delta_d)$ and $\psi(t; \delta_d)$ are estimated value of given estimator $\hat{\psi}$ for s -th simulation with value δ_d and true value of the target parameter with δ_d respectively, and $\bar{\psi}(t; \delta_d)$ means sample average of $\psi(t; \delta_d)$ across different values of δ_d . Results are shown in Table 1.

As shown in Table 1, the proposed estimator performs better than the other baseline methods, especially when there is a lot of censored data. $\hat{\psi}_{inc.pi}$ and $\hat{\psi}_{inc.ipw}$ estimators in general show fairly large RMSE, since they are not expected to converge at \sqrt{n} rates. $\hat{\psi}_{inc.nc}$ performs relatively well when there is only a small portion of censored data, but under the presence of aggressive censoring it shows large bias. In contrast, the proposed estimator only hows a slight loss in RMSE. This is indicative of the fact that the proposed estimator only requires $n^{1/4}$ rates on every nuisance estimation to achieve full efficiency and in general has second-order bias.

7.2 Application

Here we illustrate the proposed methods in analyzing the Effects of Aspirin on Gestation and Reproduction (EAGeR) data, which evaluates the effect of daily low-dose aspirin on pregnancy outcomes and complications. The EAGeR trial was the first randomized trial to evaluate the effect of pre-conception low-dose aspirin on pregnancy outcomes (Mumford et al. [2016], Schisterman et al. [2014]). However, to date this evidence has been limited to intention-to-treat analyses.

The design and protocol used for the EAGeR study have been previously documented [Schisterman et al., 2013]. Overall, 1,228 women were recruited into the study (615 aspirin, 613 placebo) and 11% of participants chose to drop out of the study before completion. Roughly 43,000 person weeks of information were available from daily diaries, as well as study questionnaires, and clinical and telephone evaluations collected at regular intervals over follow-up.

We used our incremental propensity score approach to evaluate the effect of aspirin on live birth and pregnancy loss in the EAGeR trial, accounting for time-varying exposure and

dropout. The EAGeR dataset has been compiled as described in (1). Here, the study terminates week 89 ($T = 89$). We use 24 baseline covariates (e.g., age, race, income) and 5 time-dependent covariates (compliance, conception, vaginal bleeding, nausea and GI discomfort). A_t is binary treatment variable coded as 1 if a woman took aspirin at time t and 0 else. $R_t = 1$ indicates that the woman is observed in the study at time t . Lastly, Y_t is an indicator of having a pregnancy outcome of interest at time t . For the sake of clarity and simplicity, we perform two separate analyses for the two types of pregnancy outcomes (one for live birth and one for pregnancy loss).

For comparative purposes, we estimate the simple complete-case effect

$$\hat{\psi}_{CC} = \mathbb{P}_n(Y|\bar{A}_T = 1, R_T = 1) - \mathbb{P}_n(Y|\bar{A}_T = 0, R_T = 1).$$

which relies on both non-compliance and drop-out being completely randomized. The value of $\hat{\psi}_{CC}$ is 0.052 (5.2%) for live birth and 0.012 (1.2%) for pregnancy loss, both of which are close to the intention-to-treat estimates reported in Schisterman et al. [2013, 2014].

We estimate the incremental effect curve $\psi(T; \delta)$, which represents the probability of having live birth or pregnancy loss at the end of the study if the odds of taking aspirin were multiplied by factor δ . This effect compares the outcome probabilities that would be observed if the odds of taking aspirin for all women was increased by a factor of δ at all timepoints, relative to the odds of taking aspirin that were actually observed in the trial at all timepoints. Again, we use the cross-validated superlearner algorithm [Van der Laan et al., 2007] to combine support vector machine, random forest, k-nearest neighbor regression, and multivariate adaptive regression splines, to estimate a tuple of nuisance functions (m_t, ω_t, π_t) at every t . We use sample splitting as in Algorithm 1 with $K = 2$ splits, and use 10,000 bootstrap replications to compute pointwise and uniform confidence intervals. Results are shown in Figure 1.

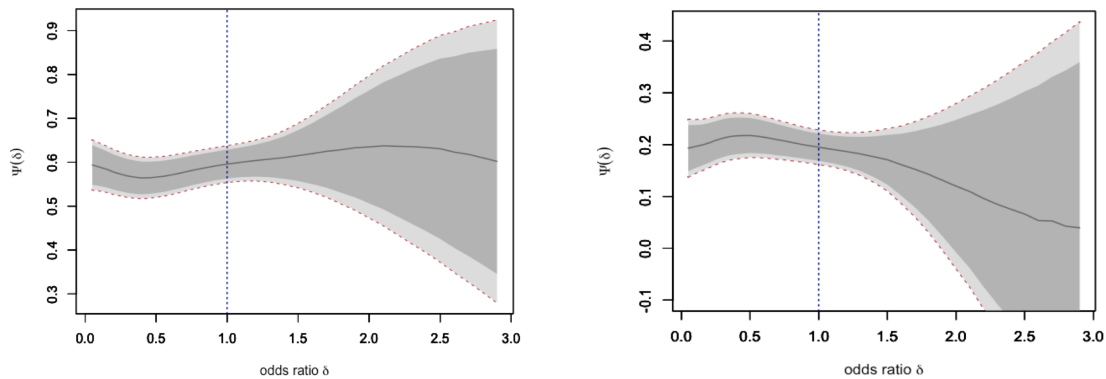


Figure 1: Estimated incremental effect curves which represent the probability of having a live birth (Left) and a pregnancy loss (Right). In each figure, lighter grey area with red dotted line represents a 95% uniform band and darker grey area represents a 95% pointwise band.

We find the estimated curve is almost flat for live birth, and has a negative gradient with respect to δ (odds ratio) in general for pregnancy loss. Thus, unlike the previous findings, our result seems indicative of a positive effect of low-dose aspirin on reducing the risk of pregnancy loss, but one needs to take the wider uniform band at large δ into consideration.

In conclusion, our analysis suggests new evidence that increase in chance of taking a low-dose aspirin may be associated with decrease in pregnancy loss, but its accuracy is still afflicted with uncertainties.

8 Discussion

Incremental interventions are a novel class of stochastic dynamic intervention where positivity assumptions can be completely avoided. However, they had not been extended to repeated outcomes, and without further assumptions do not give identifiability under dropout - both very common in practice. In this paper we solved this problem by showing how incremental intervention effects are identified and can be estimated when drop-out occurs (conditionally) at random. Even in the case of many dropouts, our proposed method efficiently uses all the data without sacrificing robustness. We give an identifying expression for incremental effects under monotone dropout, without requiring any positivity assumptions. We establish general efficiency theory and construct the efficient influence function, and present nonparametric estimators which converge at fast rates and yield uniform inferential guarantees, even when all the nuisance functions are estimated with flexible machine learning tools at slower rates. Furthermore, we studied the relative efficiency of incremental effects to conventional deterministic dynamic intervention effects in a novel infinite time horizon setting in which the number of timepoints can possibly grow with sample size, and showed that incremental effects are more efficient than deterministic effects and yield near-exponential efficiency gains in the infinite-time regime.

There are a number of avenues for future work. The first is application to other substantive problems in medicine and the social sciences. For example, in a forthcoming paper we analyze the effect of aspirin on pregnancy outcomes with more extensive data. It will also be important to consider other types of non-monotone missingness where the standard time-varying missing-at-random assumption A2-M may not be appropriate (Sun and Tchetgen [2014], Tchetgen et al. [2016]). We expect our approach can be extended to other important problems in causal inference; for example, one could develop incremental effects for continuous treatments and instruments [Kennedy et al., 2017, 2019], or for mediation in the same spirit as Díaz and Hejazi [2019], but generalized to the longitudinal case with dropout. Developing incremental-based sensitivity analyses for the longitudinal missing-at-random assumption would also be important.

9 Acknowledgement

Edward Kennedy gratefully acknowledges financial support from the NSF (Grant # DMS-1810979) for this research.

References

- Alexandre Belloni, Victor Chernozhukov, Denis Chetverikov, and Ying Wei. Uniformly valid post-regularization confidence regions for many functional parameters in z-estimation framework. *arXiv preprint arXiv:1512.07619*, 2015.
- P.J. Bickel, C.A.J. Klaassen, Y. Ritov, and J.A. Wellner. *Efficient and adaptive estimation for semiparametric models*. Springer, 1998.
- Dennis D Boos and Leonard A Stefanski. *Essential statistical inference: theory and methods*, volume 120. Springer Science & Business Media, 2013.
- Victor Chernozhukov, Denis Chetverikov, Kengo Kato, et al. Gaussian approximation of suprema of empirical processes. *The Annals of Statistics*, 42(4):1564–1597, 2014.
- Victor Chernozhukov, Denis Chetverikov, Mert Demirer, Esther Duflo, Christian Hansen, and Whitney K Newey. Double machine learning for treatment and causal parameters. Technical report, cemmap working paper, Centre for Microdata Methods and Practice, 2016.
- Iván Díaz and Nima Hejazi. Causal mediation analysis for stochastic interventions. *arXiv preprint arXiv:1901.02776*, 2019.
- Iván Díaz and Mark van der Laan. Population intervention causal effects based on stochastic interventions. *Biometrics*, 68(2):541–549, 2012.
- Ashkan Ertefaie and Robert L Strawderman. Constructing dynamic treatment regimes over indefinite time horizons. *Biometrika*, 105(4):963–977, 2018.
- Gunther Eysenbach, Consort-EHEALTH Group, et al. Consort-ehealth: improving and standardizing evaluation reports of web-based and mobile health interventions. *Journal of medical Internet research*, 13(4), 2011.
- László Györfi, Michael Kohler, Adam Krzyzak, and Harro Walk. *A distribution-free theory of nonparametric regression*. Springer Science & Business Media, 2006.
- Frank R. Hampel. The influence curve and its role in robust estimation. *Journal of the American Statistical Association*, 69(346):383–393, 1974. ISSN 01621459. URL <http://www.jstor.org/stable/2285666>.
- Sebastian Haneuse and A Rotnitzky. Estimation of the effect of interventions that modify the received treatment. *Statistics in medicine*, 32(30):5260–5277, 2013.
- Miguel Ángel Hernán, Babette Brumback, and James M Robins. Marginal structural models to estimate the causal effect of zidovudine on the survival of hiv-positive men. *Epidemiology*, pages 561–570, 2000.
- Kirthevasan Kandasamy and Yaoliang Yu. Additive approximations in high dimensional nonparametric regression via the salsa. In *International Conference on Machine Learning*, pages 69–78, 2016.
- Edward H. Kennedy. *Semiparametric Theory and Empirical Processes in Causal Inference*, pages 141–167. Springer International Publishing, Cham, 2016.

- Edward H. Kennedy. Nonparametric causal effects based on incremental propensity score interventions. *Journal of the American Statistical Association*, 114(526):645–656, 2019.
- Edward H Kennedy, Zongming Ma, Matthew D McHugh, and Dylan S Small. Non-parametric methods for doubly robust estimation of continuous treatment effects. *Journal of the Royal Statistical Society: Series B (Statistical Methodology)*, 79(4):1229–1245, 2017.
- Edward H Kennedy, Scott Lorch, and Dylan S Small. Robust causal inference with continuous instruments using the local instrumental variable curve. *Journal of the Royal Statistical Society: Series B (Statistical Methodology)*, 81(1):121–143, 2019.
- Predrag Klasnja, Eric B Hekler, Saul Shiffman, Audrey Boruvka, Daniel Almirall, Ambuj Tewari, and Susan A Murphy. Microrandomized trials: An experimental design for developing just-in-time adaptive interventions. *Health Psychology*, 34(S):1220, 2015.
- Santosh Kumar, Wendy J Nilsen, Amy Abernethy, Audie Atienza, Kevin Patrick, Misha Pavel, William T Riley, Albert Shar, Bonnie Spring, Donna Spruijt-Metz, et al. Mobile health technology evaluation: the mhealth evidence workshop. *American journal of preventive medicine*, 45(2):228–236, 2013.
- Eric B Laber, Nick J Meyer, Brian J Reich, Krishna Pacifici, Jaime A Collazo, and John M Drake. Optimal treatment allocations in space and time for on-line control of an emerging infectious disease. *Journal of the Royal Statistical Society: Series C (Applied Statistics)*, 67(4):743–789, 2018.
- Qiang Liu, Lihong Li, Ziyang Tang, and Dengyong Zhou. Breaking the curse of horizon: Infinite-horizon off-policy estimation. In *Advances in Neural Information Processing Systems*, pages 5356–5366, 2018.
- Kelly L Moore, Romain Neugebauer, Mark J van der Laan, and Ira B Tager. Causal inference in epidemiological studies with strong confounding. *Statistics in medicine*, 31(13):1380–1404, 2012.
- Sunni L Mumford, Robert M Silver, Lindsey A Sjaarda, Jean Wactawski-Wende, Janet M Townsend, Anne M Lynch, Noya Galai, Laurie L Lesher, David Faraggi, Neil J Perkins, et al. Expanded findings from a randomized controlled trial of preconception low-dose aspirin and pregnancy loss. *Human Reproduction*, 31(3):657–665, 2016.
- Susan A Murphy, Mark J van der Laan, James M Robins, and Conduct Problems Prevention Research Group. Marginal mean models for dynamic regimes. *Journal of the American Statistical Association*, 96(456):1410–1423, 2001.
- Garvesh Raskutti, Martin J Wainwright, and Bin Yu. Minimax-optimal rates for sparse additive models over kernel classes via convex programming. *Journal of Machine Learning Research*, 13(Feb):389–427, 2012.
- James Robins. A new approach to causal inference in mortality studies with a sustained exposure period application to control of the healthy worker survivor effect. *Mathematical modelling*, 7(9-12):1393–1512, 1986.
- James M Robins. Optimal structural nested models for optimal sequential decisions. In *Proceedings of the second seattle Symposium in Biostatistics*, pages 189–326. Springer, 2004.

- James M Robins and Miguel A Hernán. Estimation of the causal effects of time-varying exposures. In *Longitudinal data analysis*, pages 547–593. Chapman and Hall/CRC, 2008.
- James M Robins, Andrea Rotnitzky, and Lue Ping Zhao. Estimation of regression coefficients when some regressors are not always observed. *Journal of the American statistical Association*, 89(427):846–866, 1994.
- James M Robins, Andrea Rotnitzky, and Lue Ping Zhao. Analysis of semiparametric regression models for repeated outcomes in the presence of missing data. *Journal of the american statistical association*, 90(429):106–121, 1995.
- James M Robins, Miguel Angel Hernan, and Babette Brumback. Marginal structural models and causal inference in epidemiology, 2000.
- Enrique F Schisterman, Robert M Silver, Neil J Perkins, Sunni L Mumford, Brian W Whitcomb, Joseph B Stanford, Laurie L Leshner, David Faraggi, Jean Wactawski-Wende, Richard W Browne, et al. A randomised trial to evaluate the effects of low-dose aspirin in gestation and reproduction: design and baseline characteristics. *Paediatric and perinatal epidemiology*, 27(6):598–609, 2013.
- Enrique F Schisterman, Robert M Silver, Laurie L Leshner, David Faraggi, Jean Wactawski-Wende, Janet M Townsend, Anne M Lynch, Neil J Perkins, Sunni L Mumford, and Noya Galai. Preconception low-dose aspirin and pregnancy outcomes: results from the eager randomised trial. *The Lancet*, 384(9937):29–36, 2014.
- BaoLuo Sun and Eric J Tchetgen Tchetgen. On inverse probability weighting for nonmonotone missing at random data. *arXiv preprint arXiv:1411.5310*, 2014.
- Eric J Tchetgen Tchetgen, Linbo Wang, and BaoLuo Sun. Discrete choice models for nonmonotone nonignorable missing data: Identification and inference. *arXiv preprint arXiv:1607.02631*, 2016.
- Anastasios Tsiatis. *Semiparametric Theory and Missing Data*. Springer Verlag New York, 2006. doi: 10.1007/0-387-37345-4.
- A. W. van der Vaart. *Asymptotic Statistics*. Cambridge Series in Statistical and Probabilistic Mathematics. Cambridge University Press, 1998. doi: 10.1017/CBO9780511802256.
- Mark J van der Laan & James M Robins. *Unified Methods for Censored Longitudinal Data and Causality*. Springer Verlag New York, 2003. doi: 10.1007/978-0-387-21700-0.
- Mark J Van der Laan, Eric C Polley, and Alan E Hubbard. Super learner. *Statistical applications in genetics and molecular biology*, 6(1), 2007.
- Aad W Van Der Vaart and Jon A Wellner. Weak convergence. In *Weak convergence and empirical processes*, pages 16–28. Springer, 1996.
- Yun Yang, Surya T Tokdar, et al. Minimax-optimal nonparametric regression in high dimensions. *The Annals of Statistics*, 43(2):652–674, 2015.
- Jessica G Young, Miguel A Hernán, and James M Robins. Identification, estimation and approximation of risk under interventions that depend on the natural value of treatment using observational data. *Epidemiologic methods*, 3(1):1–19, 2014.

W Zheng and MVD Laan. Asymptotic theory for cross-validated targeted maximum likelihood estimation 2010, 2010.

A Algorithm

Algorithm 1 Implementation of the proposed estimator (6)

Let δ be fixed and pick $t \leq T$. For each $k \in \{1, \dots, K\}$, let $D_0 = \{Z_i : S_i \neq k\}$ and $D_1 = \{Z_i : S_i = k\}$ denote corresponding training and test data, respectively, and let $D = D_0 \cup D_1$.

1. For each time $t = 1, \dots, t$ regress A_t on H_t using only observable samples at time t in D_0 , then obtain predicted values $\hat{\pi}_t(H_t)$ for only subject with $R_t = 1$ in D .
2. For each time $t = 1, \dots, t$ regress R_{t+1} on (H_t, A_t) using only observable samples at time t in D_0 , then obtain predicted values $\hat{\omega}_t(H_t, A_t)$ for only subject with $R_t = 1$ in D .
3. For each time $t = 1, \dots, t$, letting $W_s = \frac{\delta A_s + 1 - A_s}{\delta \hat{\pi}_s(H_s) + 1 - \hat{\pi}_s(H_s)} \cdot \frac{1}{\hat{\omega}_s(H_s, A_s)}$ and construct following cumulative product weights for only subject with $R_{t+1} = 1$ in D_1 :
 - $\widetilde{W}_t = \hat{\omega}_t(H_t, A_t) \prod_{s=1}^t W_s$ for $1 \leq t < t$
 - $\widetilde{W}_t = \prod_{s=1}^t W_s$
4. For each time $t = t, t-1, \dots, 1$, by setting $M_{t+1} = Y_t$:
 - a. Regress M_{t+1} on (H_t, A_t) using only observable samples at time $t+1$ (i.e. only if $R_{t+1} = 1$) in D_0 , then obtain predictions $\hat{m}_t(H_t, 1)$ and $\hat{m}_t(H_t, 0)$ for only subject with $R_t = 1$ in D .
 - b. Construct pseudo-outcome $M_t = \frac{\hat{m}_t(H_t, 1)\delta\hat{\pi}_t(H_t) + \hat{m}_t(H_t, 0)\{1 - \hat{\pi}_t(H_t)\}}{\delta\hat{\pi}_t(H_t) + 1 - \hat{\pi}_t(H_t)}$ for only subject with $R_t = 1$ in D .
5. Construct time-dependent weights $V_t = \frac{\{A_t - \hat{\pi}_t(H_t)\}(1 - \delta)}{\delta A_t + 1 - A_t}$ for only subject with $R_t = 1$ in D_1 .
6. Compute $\sum_t \widetilde{W}_t V_t M_t + \widetilde{W}_t Y_t$ for only subject with $R_{t+1} = 1$ in D_1 and define $\hat{\psi}_t^{(k)}(\delta)$ to be its average.

Output : $\hat{\psi}_t(\delta) = \frac{1}{K} \sum_{k=1}^K \hat{\psi}_t^{(k)}(\delta)$

B Empirical demonstration for Theorem 6.1

To empirically assess the above result in finite samples, we conduct two simple simulations under different setups; one in a randomized trial and the other in an observational study.

Simulation 1. (Randomized Trial) We set $p = 0.5$ in the simulation for both always-treated and never-treated units. We let $Y \mid \bar{A}_t \sim N(10 + \mid \bar{A}_t \mid_2, 1)$ truncated at \pm two standard deviations. Given a value of δ , we generate datasets for $t = 1, \dots, 50$, $n = 250$ for all t , and repeat the same simulation 100 times with the same data generation process. For positivity assumption to be valid, we always keep at least one always-treated or never-treated unit in each simulation. We compute the sample variance of each estimator and the relative efficiency. Figure 2 shows the results along with the true lower bound on the relative

efficiency given in Theorem 6.1 (the dotted line).

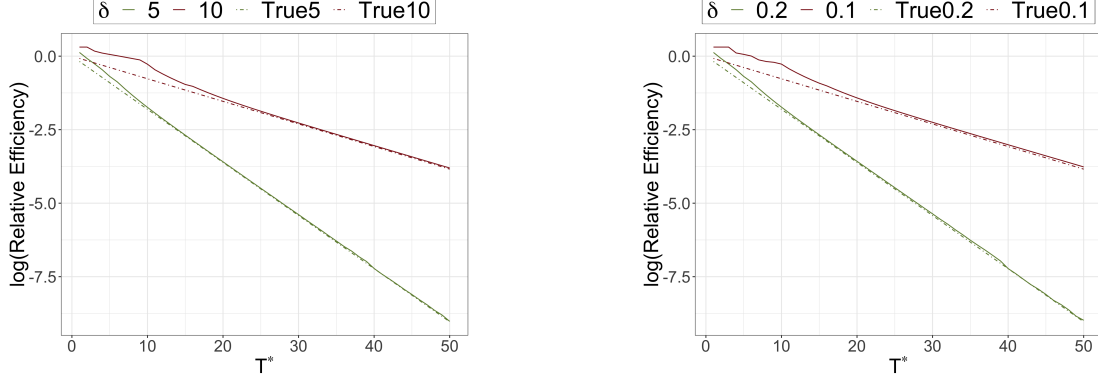


Figure 2: Relative efficiency curve in log-scale over time t for the case of always-treated unit where we use $\delta = 5, 10$ (Left) and for the case of never-treated unit where we use $\delta = 0.2, 0.1$ (Right). The true lower bound for each δ is represented as dotted line.

Simulation 2. (Observational Study) Although not directly covered by the setup from Theorem 6.1, it is also valuable to investigate the corresponding results in an observational study. To this end, we consider the following model

$$X_t = (X_{1,t}, X_{2,t}) \sim N(0, \mathbf{I})$$

$$\pi_t(H_t) = \expit\left(\mathbf{1}^\top X_t + 2 \sum_{s=t-2}^{t-1} (A_s - 1/2)\right)$$

$$(Y|\bar{X}_t, \bar{A}_t) \sim N(\mu(\bar{X}_t, \bar{A}_t), 1)$$

for all $t \leq T$ where we set $\mu(\bar{X}_t, \bar{A}_t) = 10 + A_t + A_{t-1} + |((\mathbf{1}^\top X_t + \mathbf{1}^\top X_{t-1})|$ and $\mathbf{1} = [1, 1]^\top$. This simple simulation setup assumes that it is more (less) likely to receive a treatment if a subject has recently received (not received) treatments. The rest of the simulation specifications are the same as *Simulation 1*. The result is presented in Figure 3.

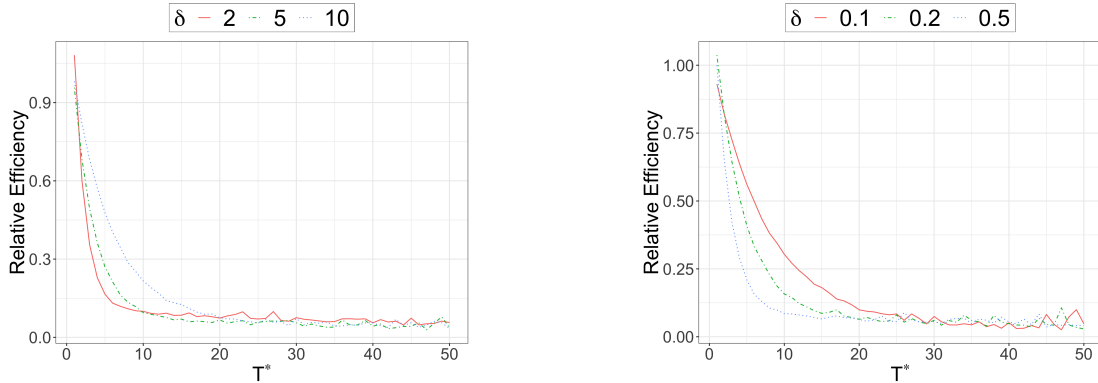


Figure 3: Relative efficiency curve over time t for the case of always-treated unit where we use $\delta = 2, 5, 10$ (Left) and for the case of never-treated unit where we use $\delta = 0.5, 0.2, 0.1$ (Right).

Overall, the simulation results support Theorem 6.1. Remarkably, even when we consider the setup for observational studies (the second simulation) we still observe almost exponential gains with incremental intervention effects.

C Technical Results and Proofs

C.1 Lemma for the identifying expression in Theorem 3.1

To identify our target parameter $\psi_t(\delta) = \mathbb{E}\left(Y_t^{\bar{Q}_t(\delta)}\right)$, we need the following lemma.

Lemma C.1. *Under (A2-M) and (A3), and for all $t \leq T$, we have following equivalence properties:*

- a. $d\mathbb{P}(A_t|H_t) = d\mathbb{P}(A_t|H_t, R_t = 1)$
- b. $d\mathbb{P}(X_t|A_{t-1}, H_{t-1}) = d\mathbb{P}(X_t|A_{t-1}, H_{t-1}, R_t = 1)$
- c. $\mathbb{E}[Y|\bar{X}_t, \bar{A}_t] = \mathbb{E}[Y|\bar{X}_t, \bar{A}_t, R_{t+1} = 1]$

Lemma C.1 thus shows that the above important quantities conditional on the observed data are equivalent to corresponding quantities conditioned on the full data. In the identifying expression we can only use quantities directly estimated from observed history, so the above equivalence relations play a key role.

Proof. Proof is done based on induction. We proceed one by one as follows.

- $d\mathbb{P}(A_t|H_t) = d\mathbb{P}(A_t|H_t, R_t = 1)$

First note that

$$\begin{aligned}
d\mathbb{P}(A_t, H_t) &= d\mathbb{P}(\bar{X}_t, \bar{A}_t) = d\mathbb{P}(\underline{X}_2, \underline{A}_2 \mid X_1, A_1) d\mathbb{P}(X_1, A_1) \\
&= d\mathbb{P}(\underline{X}_2, \underline{A}_2 \mid X_1, A_1, R_2 = 1) d\mathbb{P}(X_1, A_1, R_1 = 1) \\
&= d\mathbb{P}(\underline{X}_3, \underline{A}_3 \mid \bar{X}_2, \bar{A}_2, R_2 = 1) \frac{d\mathbb{P}(X_1, A_1, R_1 = 1)}{d\mathbb{P}(X_1, A_1, R_2 = 1)} d\mathbb{P}(\bar{X}_2, \bar{A}_2, R_2 = 1) \\
&= d\mathbb{P}(\underline{X}_3, \underline{A}_3 \mid \bar{X}_2, \bar{A}_2, R_3 = 1) \frac{d\mathbb{P}(X_1, A_1, R_1 = 1)}{d\mathbb{P}(X_1, A_1, R_2 = 1)} d\mathbb{P}(\bar{X}_2, \bar{A}_2, R_2 = 1) \\
&= d\mathbb{P}(X_t, A_t \mid \bar{X}_{t-1}, \bar{A}_{t-1}, R_t = 1) \prod_{s=1}^{t-2} \frac{d\mathbb{P}(\bar{X}_s, \bar{A}_s, R_s = 1)}{d\mathbb{P}(\bar{X}_s, \bar{A}_s, R_{s+1} = 1)} d\mathbb{P}(\bar{X}_{t-1}, \bar{A}_{t-1}, R_{t-1} = 1) \\
&= d\mathbb{P}(\bar{X}_t, \bar{A}_t, R_t = 1) \prod_{s=1}^{t-1} \frac{d\mathbb{P}(\bar{X}_s, \bar{A}_s, R_s = 1)}{d\mathbb{P}(\bar{X}_s, \bar{A}_s, R_{s+1} = 1)}
\end{aligned}$$

where the first equality follows by definition, the second by definition of conditional probability, the third by assumption (A2-M), the fourth again by definition of conditional probability, the fifth by assumption (A2-M), and the sixth by repeating the same step $t-1$ times. The last expression is obtained by simply rearranging terms using the definition of conditional probability.

Now introduce the following shorthand notation:

$$\mathbf{\Pi}_{\mathbb{P}}(t-1) \equiv \prod_{s=1}^{t-1} \frac{d\mathbb{P}(\bar{X}_s, \bar{A}_s, R_s = 1)}{d\mathbb{P}(\bar{X}_s, \bar{A}_s, R_{s+1} = 1)}$$

so we can write $d\mathbb{P}(A_t, H_t) = d\mathbb{P}(\bar{X}_t, \bar{A}_t, R_t = 1)\mathbf{\Pi}_{\mathbb{P}}(t-1)$.

Then, similarly we have

$$d\mathbb{P}(H_t) = d\mathbb{P}(\bar{X}_t, \bar{A}_{t-1}) = d\mathbb{P}(\bar{X}_t, \bar{A}_{t-1}, R_t = 1)\mathbf{\Pi}_{\mathbb{P}}(t-1).$$

Hence, finally we obtain

$$\begin{aligned} d\mathbb{P}(A_t | H_t) &= \frac{d\mathbb{P}(A_t, H_t)}{d\mathbb{P}(H_t)} = \frac{d\mathbb{P}(\bar{X}_t, \bar{A}_t, R_t = 1)}{d\mathbb{P}(\bar{X}_t, \bar{A}_{t-1}, R_t = 1)} \\ &= \frac{d\mathbb{P}(A_t, H_t, R_t = 1)}{d\mathbb{P}(H_t, R_t = 1)} \\ &= d\mathbb{P}(A_t | H_t, R_t = 1) \end{aligned}$$

where the second equality comes from the above results. The proof naturally leads to subsequent result of $dQ_t(\mathbf{A}_t | \mathbf{H}_t) = dQ_t(\mathbf{A}_t | \mathbf{H}_t, \mathbf{R}_t = 1)$.

- $d\mathbb{P}(\mathbf{X}_t | \mathbf{A}_{t-1}, \mathbf{H}_{t-1}) = d\mathbb{P}(\mathbf{X}_t | \mathbf{A}_{t-1}, \mathbf{H}_{t-1}, \mathbf{R}_t = 1)$

By definition $d\mathbb{P}(X_t | A_{t-1}, H_{t-1}) = d\mathbb{P}(H_t) / d\mathbb{P}(A_{t-1}, H_{t-1})$, and from previous part it immediately follows

$$\begin{aligned} d\mathbb{P}(H_t) &= d\mathbb{P}(\bar{X}_t, \bar{A}_{t-1}, R_t = 1)\mathbf{\Pi}_{\mathbb{P}}(t-1), \\ d\mathbb{P}(A_{t-1}, H_{t-1}) &= d\mathbb{P}(\bar{X}_{t-1}, \bar{A}_{t-1}, R_{t-1} = 1)\mathbf{\Pi}_{\mathbb{P}}(t-2). \end{aligned}$$

Hence, we have

$$\begin{aligned} \frac{d\mathbb{P}(H_t)}{d\mathbb{P}(A_{t-1}, H_{t-1})} &= \frac{d\mathbb{P}(\bar{X}_t, \bar{A}_{t-1}, R_t = 1)}{d\mathbb{P}(\bar{X}_{t-1}, \bar{A}_{t-1}, R_{t-1} = 1)} \\ &= d\mathbb{P}(X_t | \bar{H}_{t-1}, \bar{A}_{t-1}, R_t = 1) \end{aligned}$$

which yields the desired result.

- $\mathbb{E}[\mathbf{Y} | \bar{\mathbf{X}}_t, \bar{\mathbf{A}}_t] = \mathbb{E}[\mathbf{Y} | \bar{\mathbf{X}}_t, \bar{\mathbf{A}}_t, \mathbf{R}_{t+1} = 1]$

By definition $\mathbb{E}[Y | \bar{X}_t, \bar{A}_t] = \int y d\mathbb{P}(y | \bar{X}_t, \bar{A}_t)$, and thereby it suffices to show that $d\mathbb{P}(Y | \bar{X}_t, \bar{A}_t) = d\mathbb{P}(Y | \bar{X}_t, \bar{A}_t, R_{t+1} = 1)$.

By the same logic we use for the first proof, we have

$$d\mathbb{P}(Y, \bar{X}_t, \bar{A}_t) = d\mathbb{P}(Y, \bar{X}_t, \bar{A}_t, R_t = 1)\mathbf{\Pi}_{\mathbb{P}}(t-1)$$

and also

$$d\mathbb{P}(\bar{X}_t, \bar{A}_t) = d\mathbb{P}(\bar{X}_t, \bar{A}_t, R_t = 1)\mathbf{\Pi}_{\mathbb{P}}(t-1).$$

Thus it follows by what are shown above displays together with assumption (A2-M) that

$$d\mathbb{P}(Y | \bar{X}_t, \bar{A}_t) = d\mathbb{P}(Y | \bar{X}_t, \bar{A}_t, R_t = 1) = d\mathbb{P}(Y | \bar{X}_t, \bar{A}_t, R_{t+1} = 1).$$

Hence, we have shown that all the identities hold. \square

C.2 More details on influence functions

Here we briefly describe the influence function. It was first introduced by Hampel [1974] and studied to provide general solution to find approximation-by-averages representation for a functional statistic (for example, see Chapter 5 in Boos and Stefanski [2013]). For a functional $\psi(\mathbb{P})$, the influence function $\phi(\mathbb{P})$ is defined by

$$\phi(\mathbb{P}) = \left. \frac{\partial}{\partial \epsilon} \psi((1 - \epsilon)\mathbb{P} + \epsilon\delta_z) \right|_{\epsilon=0^+} = \lim_{\epsilon \rightarrow 0^+} \frac{\psi((1 - \epsilon)\mathbb{P} + \epsilon\delta_z) - \psi(\mathbb{P})}{\epsilon} \quad (7)$$

where we let δ_z be the Dirac measure at $Z = z$. This definition is equivalent to Gateaux derivative of ψ at \mathbb{P} in direction of point mass $(\delta_z - \mathbb{P})$.

Mathematically, influence functions can be viewed as elements of the Hilbert space of mean-zero finite-variance functions whose covariance with parametric submodel scores equals a pathwise derivative of the target parameter [Tsiatis, 2006]. The influence function is hugely important particularly in a nonparametric model \mathbb{P} . Let $\{\mathbb{P}_\epsilon, \epsilon \in \mathbb{R}\}$, denote a smooth parametric submodel for \mathbb{P} with $\mathbb{P}_{\epsilon=0} = \mathbb{P}$. Then the influence function for parameter $\psi(\mathbb{P})$ is the function $\phi(\mathbb{P})$ satisfying

$$\left. \frac{\partial}{\partial \epsilon} \psi(\mathbb{P}_\epsilon) \right|_{\epsilon=0} = \int \phi(\mathbb{P}) \left(\left. \frac{\partial}{\partial \epsilon} \log d\mathbb{P}_\epsilon \right|_{\epsilon=0} \right) d\mathbb{P}. \quad (8)$$

It is known that no estimator can beat an estimator $\hat{\psi}(\mathbb{P})$ such that

$$\sqrt{n}(\hat{\psi} - \psi) \rightsquigarrow N(0, \text{var}(\phi))$$

in an asymptotic minimax sense [Kennedy, 2016]. ϕ is called the *efficient influence function*. The efficient influence function is the only influence function in nonparametric models, and thus providing an important benchmark and allowing for the construction of optimal estimators. Both (5) and (8) can be used as technical device to obtain the efficient influence function.

There are at least two more fundamental reasons for why characterizing influence functions is essential in nonparametric statistics. First and most importantly, influence functions can be used to construct estimators with very favorable properties, such as double robustness or general second-order bias. Estimators with these properties can attain fast parametric convergence rates, even in fully nonparametric settings where nuisance functions are estimated at slower rates via flexible machine learning. Secondly, influence functions are also critical for understanding the asymptotics of corresponding estimators, since by definition any regular asymptotically linear estimator can be expressed as the empirical average of an influence function plus a negligible $o_p(1/\sqrt{n})$ error term. We refer elsewhere (for example, Kennedy [2016], Vaart [1998], Bickel et al. [1998], van der Laan & James M Robins [2003], Tsiatis [2006]) for more detailed information about nonparametric efficiency theory.

C.3 Proof of Theorem 4.1

C.3.1 Identifying expression for the efficient influence function

In the next lemma, we provide an identifying expression for the efficient influence function for our incremental effect $\psi_t(\delta)$ under a nonparametric model, which allows the data-generating process \mathbb{P} to be infinite-dimensional.

Lemma C.2. *Define*

$$m_s(h_s, a_s, R_{s+1} = 1) = \int_{\mathcal{R}_s} \mu(h_t, a_t, R_{t+1} = 1) \prod_{k=s+1}^t dQ_k(a_k | h_k, R_k = 1) d\mathbb{P}(x_k | h_{k-1}, a_{k-1}, R_k = 1)$$

for $s = 0, \dots, t-1$, $\forall t \leq T$, where we write $\mathcal{R}_s = (\overline{\mathcal{X}}_t \times \overline{\mathcal{A}}_t) \setminus (\overline{\mathcal{X}}_s \times \overline{\mathcal{A}}_s)$ and $\mu(h_t, a_t, R_{t+1} = 1) = \mathbb{E}(Y_t | H_t = h_t, A_t = a_t, R_{t+1} = 1)$. For $s = t$ and $s = t+1$, we set $m_s(\cdot) = \mu(h_t, a_t, R_{t+1} = 1)$ and $m_{t+1}(\cdot) = Y$. Moreover, let $\frac{\mathbb{1}(H_s=h_s, R_s=1)}{d\mathbb{P}(h_s, R_s=1)} \phi_s(H_s, A_s, R_s = 1; a_s)$ denote the efficient influence function for $dQ_s(a_s | h_s, R_s = 1)$.

Then, the efficient influence function for $m_0 = \psi_t(\delta)$ is given by

$$\begin{aligned} & \sum_{s=0}^t \left\{ \int_{\mathcal{A}_{s+1}} m_{s+1}(H_{s+1}, A_{s+1}, R_{s+2} = 1) dQ_{s+1}(a_{s+1} | H_{s+1}, R_{s+1} = 1) - m_s(H_s, A_s, R_{s+1} = 1) \right\} \\ & \quad \times \mathbb{1}(R_{s+1} = 1) \left(\prod_{k=0}^s \frac{dQ_k(A_k | H_k, R_k = 1)}{d\mathbb{P}(A_k | H_k, R_k = 1)} \frac{1}{d\mathbb{P}(R_{k+1} = 1 | H_k, A_k, R_k = 1)} \right) \\ & + \sum_{s=1}^t \mathbb{1}(R_s = 1) \left(\prod_{k=0}^{s-1} \frac{dQ_k(A_k | H_k, R_k = 1)}{d\mathbb{P}(A_k | H_k, R_k = 1)} \frac{1}{d\mathbb{P}(R_{k+1} = 1 | H_k, A_k, R_k = 1)} \right) \\ & \quad \times \int_{\mathcal{A}_s} m_s(H_s, a_s, R_{s+1} = 1) \phi_s(H_s, A_s, R_s = 1; a_s) d\nu(a_s) \end{aligned}$$

where we define $dQ_{t+1} = 1$, $m_{t+1}(\cdot) = Y$, and $dQ_0(a_0 | h_0) / d\mathbb{P}(a_0 | h_0) = 1$, and ν is a dominating measure for the distribution of A_s .

The proof of Lemma C.2 involves derivation of efficient influence function for general stochastic interventions that depend on the both observational propensity scores and right-censoring process. In the proof, we delineate how we can apply chain rule arguments to derive efficient influence functions for complicated functionals from much simpler functional forms. We further simplify and render the above efficient influence function to estimable form in next theorem.

The basic proof structure follows the work of Kennedy [2019]. We begin by presenting the following three additional lemmas to prove Lemma C.2.

Lemma C.3. *For $\forall t$, the efficient influence function for*

$$dQ_t(a_t | h_t, R_t = 1) = \frac{a_t \delta \pi_t(h_t) + (1 - a_t) \{1 - \pi_t(h_t)\}}{\delta \pi_t(h_t) + 1 - \pi_t(h_t)}$$

which is defined in (2) is given by $\frac{\mathbb{1}(H_t=h_t, R_t=1)}{d\mathbb{P}(h_t, R_t=1)} \phi_t(H_t, A_t, R_t = 1; a_t)$, where $\phi_t(H_t, A_t, R_t = 1; a_t)$ equals

$$\frac{(2a_t - 1) \delta \{A_t - \pi_t(H_t)\}}{(\delta \pi_t(H_t) + 1 - \pi_t(H_t))^2}$$

where $\pi_t(h_t) = \mathbb{P}(A_t = 1 | H_t = h_t, R_t = 1)$.

Lemma C.4. *Suppose \overline{Q}_T is not depending on \mathbb{P} . Recall that for $\forall t \leq T$,*

$$m_s(h_s, a_s, R_{s+1} = 1) = \int_{\mathcal{R}_s} \mu(h_t, a_t, R_{t+1} = 1) \prod_{k=s+1}^t dQ_k(a_k | h_k, R_k = 1) d\mathbb{P}(x_k | h_{k-1}, a_{k-1}, R_k = 1)$$

for $s = 0, \dots, t-1$, where we write $\mathcal{R}_s = (\overline{\mathcal{X}}_t \times \overline{\mathcal{A}}_t) \setminus (\overline{\mathcal{X}}_s \times \overline{\mathcal{A}}_s)$ and $\mu(h_t, a_t, R_{t+1} = 1) = \mathbb{E}(Y_t \mid H_t = h_t, A_t = a_t, R_{t+1} = 1)$. Note that from definition of m_s it immediately follows $m_s = \int_{\mathcal{X}_s \times \mathcal{A}_s} m_{s+1} dQ_{s+1}(a_{s+1} \mid h_{s+1}, R_{s+1} = 1) d\mathbb{P}(x_{s+1} \mid h_s, a_s, R_{s+1} = 1)$.

Now the efficient influence function for $\psi^*(\overline{Q}_t) = m_0$ is

$$\sum_{s=0}^t \left\{ \int_{\mathcal{A}_{s+1}} m_{s+1}(H_{s+1}, A_{s+1}, R_{s+2} = 1) dQ_{s+1}(a_{s+1} \mid H_{s+1}, R_{s+1} = 1) - m_s(H_s, A_s, R_{s+1} = 1) \right\} \\ \times \mathbb{1}(R_{s+1} = 1) \left(\prod_{k=0}^s \frac{dQ_k(A_k \mid H_k, R_k = 1)}{d\mathbb{P}(A_k \mid H_k, R_k = 1)} \frac{1}{d\mathbb{P}(R_{k+1} = 1 \mid H_k, A_k, R_k = 1)} \right)$$

where we define $dQ_{t+1} = 1$, $m_{t+1}(\cdot) = Y_t$, and $dQ_0(a_0 \mid h_0) / d\mathbb{P}(a_0 \mid h_0) = 1$.

Lemma C.5. Suppose \overline{Q}_T depends on \mathbb{P} and let $\frac{\mathbb{1}(H_t=h_t, R_t=1)}{d\mathbb{P}(h_t, R_t=1)} \phi_t(H_t, A_t, R_t = 1; a_t)$ denote the efficient influence function for $dQ_t(a_t \mid h_t, R_t = 1)$ defined in Lemma C.3 for all t . Then the efficient influence function for $\psi_t(\delta)$ is given as

$$\varphi^*(\overline{Q}_t) \\ + \sum_{s=1}^t \mathbb{1}(R_s = 1) \left(\prod_{k=0}^{s-1} \frac{dQ_k(A_k \mid H_k, R_k = 1)}{d\mathbb{P}(A_k \mid H_k, R_k = 1)} \frac{1}{d\mathbb{P}(R_{k+1} = 1 \mid H_k, A_k, R_k = 1)} \right) \\ \times \int_{\mathcal{A}_s} m_s(H_s, a_s, R_{s+1} = 1) \phi_s(H_s, A_s, R_s = 1; a_s) d\nu(a_s)$$

where $\varphi^*(\overline{Q}_t)$ is the efficient influence function from Lemma C.4 and ν is a dominating measure for the distribution of A_s .

The proof of Lemma C.3, C.4 and C.5 are basically results of a series of chain rules, after specifying efficient influence functions for terms that commonly appear. The full proofs are not particularly illuminating considering its length. Thus we omit a proof of Lemma C.3 and only include a brief sketch for proofs of Lemma C.4 and C.5 below, which can be useful to develop results for more general stochastic interventions.

Proof of Lemma C.4 and Lemma C.5

Let $\mathcal{IF} : \psi \rightarrow \phi$ denote a map to the efficient influence function ϕ for a functional ψ . First without proof, we specify efficient influence functions for mean and conditional mean which serve two basic ingredients for our proof. For mean value of a random variable Z , we have

$$\mathcal{IF}(\mathbb{E}[Z]) = Z - \mathbb{E}[Z],$$

and for conditional mean with a pair of random variables $(X, Y) \sim \mathbb{P}$ where X is discrete, we have

$$\mathcal{IF}(\mathbb{E}[Y \mid X = x]) = \frac{\mathbb{1}(X = x)}{\mathbb{P}(X = x)} \left\{ Y - \mathbb{E}[Y \mid X = x] \right\}.$$

These results can be directly obtained from either (5) or (8) in section 4.

Proof. It is sufficient to prove for the case $t = 2$ since it is straightforward to extend the proof for general $t \leq T$ by induction. For $t = 2$, it is enough to compute the following four terms.

$$\begin{aligned}
\text{A)} \quad & \int_{\mathcal{H}_2 \times \mathcal{A}_2} \mathcal{IF}(\mu(h_2, a_2, R_3 = 1)) \prod_{s=1}^2 dQ_s(a_s | h_s, R_s = 1) d\mathbb{P}(x_s | h_{s-1}, a_{s-1}, R_s = 1) \\
&= \int_{\mathcal{H}_2 \times \mathcal{A}_2} \frac{\mathbb{1}\{(H_2, A_2, R_3) = (h_2, a_2, 1)\}}{d\mathbb{P}(h_2, a_2, R_3 = 1)} \{Y - \mu(h_2, a_2, R_3 = 1)\} \\
&\quad \times \prod_{s=1}^2 dQ_s(a_s | h_s, R_s = 1) d\mathbb{P}(x_s | h_{s-1}, a_{s-1}, R_s = 1) \\
&= \int_{\mathcal{H}_2 \times \mathcal{A}_2} \mathbb{1}\{(H_2, A_2, R_3) = (h_2, a_2, 1)\} \{Y - \mu(h_2, a_2, R_3 = 1)\} \\
&\quad \times \prod_{s=1}^2 \frac{dQ_s(a_s | h_s, R_s = 1)}{d\mathbb{P}(a_s | h_s, R_s = 1)} \frac{1}{d\mathbb{P}(R_{s+1} = 1 | h_s, a_s, R_s = 1)} \\
&= \{Y - \mu(H_2, A_2, R_3 = 1)\} \mathbb{1}(R_3 = 1) \prod_{s=1}^2 \frac{dQ_t(A_s | H_s, R_s = 1)}{d\mathbb{P}(A_s | H_s, R_s = 1)} \frac{1}{d\mathbb{P}(R_{s+1} = 1 | H_s, A_s, R_s = 1)}
\end{aligned}$$

B)

$$\begin{aligned}
& \int_{\mathcal{H}_2 \times \mathcal{A}_2} \mu(h_2, a_2, R_3 = 1) \mathcal{IF} \left(d\mathbb{P}(x_2 | h_1, a_1, R_2 = 1) \right) d\mathbb{P}(h_1) \prod_{s=1}^2 dQ_s(a_s | h_s, R_s = 1) \\
&= \int_{\mathcal{H}_2 \times \mathcal{A}_2} \mu(h_2, a_2, R_3 = 1) \frac{\mathbb{1}\{(H_1, A_1, R_2) = (h_1, a_1, 1)\}}{d\mathbb{P}(h_1, a_1, R_2 = 1)} \left\{ \mathbb{1}(X_2 = x_2) - d\mathbb{P}(x_2 | h_1, a_1, R_2 = 1) \right\} \\
&\quad \times d\mathbb{P}(h_1) \prod_{s=1}^2 dQ_s(a_s | h_s, R_s = 1) \\
&= \int_{\mathcal{H}_2 \times \mathcal{A}_2} \mu(h_2, a_2, R_3 = 1) \frac{\mathbb{1}\{(H_1, A_1, R_2) = (h_1, a_1, 1)\} \left\{ \mathbb{1}(X_2 = x_2) - d\mathbb{P}(x_2 | h_1, a_1, R_2 = 1) \right\}}{d\mathbb{P}(R_2 = 1 | h_1, a_1) d\mathbb{P}(a_1 | h_1) d\mathbb{P}(h_1)} \\
&\quad \times d\mathbb{P}(h_1) \prod_{s=1}^2 dQ_s(a_s | h_s, R_s = 1) \\
&= \int_{\mathcal{H}_2 \times \mathcal{A}_2} \mu(h_2, a_2, R_3 = 1) dQ_2(a_2 | h_2, R_2 = 1) \mathbb{1}\{(H_1, A_1, R_2) = (h_1, a_1, 1)\} \\
&\quad \times \left\{ \mathbb{1}(X_2 = x_2) - d\mathbb{P}(x_2 | h_1, a_1, R_2 = 1) \right\} \frac{dQ_1(A_1 | H_1)}{d\mathbb{P}(A_1 | H_1)} \frac{1}{d\mathbb{P}(R_2 = 1 | H_1, A_1)} \\
&= \left\{ \int_{\mathcal{H}_2 \times \mathcal{A}_2 \setminus \mathcal{H}_2} \mu(H_2, a_2, R_3 = 1) dQ_2(a_2 | H_2, R_2 = 1) \right. \\
&\quad \left. - \int_{\mathcal{H}_2 \times \mathcal{A}_2 \setminus \mathcal{H}_1 \times \mathcal{A}_1} \mu(h_2, a_2, R_3 = 1) dQ_2(a_2 | h_2, R_2 = 1) d\mathbb{P}(x_2 | h_1, a_1, R_2 = 1) \right\} \\
&\quad \times \mathbb{1}(R_2 = 1) \frac{dQ_1(A_1 | H_1)}{d\mathbb{P}(A_1 | H_1)} \frac{1}{d\mathbb{P}(R_2 = 1 | H_1, A_1)} \\
&= \left\{ \int_{\mathcal{A}_2} \mu(H_2, a_2, R_3 = 1) dQ_2(a_2 | H_2, R_2 = 1) - m_1(h_1, a_1, R_2 = 1) \right\} \\
&\quad \times \mathbb{1}(R_2 = 1) \frac{dQ_1(A_1 | H_1)}{d\mathbb{P}(A_1 | H_1)} \frac{1}{d\mathbb{P}(R_2 = 1 | H_1, A_1)}
\end{aligned}$$

C)

$$\begin{aligned}
& \int_{\mathcal{H}_2 \times \mathcal{A}_2} \mu(h_2, a_2, R_3 = 1) d\mathbb{P}(x_2 | h_1, a_1, R_2 = 1) \mathcal{IF} \left(d\mathbb{P}(h_1) \right) \prod_{s=1}^2 dQ_s(a_s | h_s, R_s = 1) \\
&= \int_{\mathcal{H}_2 \times \mathcal{A}_2} \mu(h_2, a_2, R_3 = 1) d\mathbb{P}(x_2 | h_1, a_1, R_2 = 1) \left\{ \mathbb{1}(X_1 = x_1) - d\mathbb{P}(x_1) \right\} \prod_{s=1}^2 dQ_s(a_s | h_s, R_s = 1) \\
&= \int_{\mathcal{H}_2 \times \mathcal{A}_2 \setminus \mathcal{H}_1} \mu(h_2, a_2, R_3 = 1) dQ_2(a_2 | h_2, R_2 = 1) d\mathbb{P}(x_2 | h_1, a_1, R_2 = 1) dQ_1(a_1 | h_1) - m_0 \\
&= \int_{\mathcal{A}_1} m_1(h_1, a_1, R_2 = 1) dQ_1(a_1 | h_1) - m_0
\end{aligned}$$

D) Let ϕ_t denote the efficient influence function for $dQ_t(a_t | h_t, R_t = 1)$ as given in Lemma C.3. Now we have

$$\begin{aligned}
& \int_{\mathcal{H}_2 \times \mathcal{A}_2} \mu(h_2, a_2, R_3 = 1) d\mathbb{P}(h_1) d\mathbb{P}(x_2 | h_1, a_1, R_2 = 1) \mathcal{IF} \left(dQ_1(a_1 | h_1) dQ_2(a_2 | h_2, R_2 = 1) \right) \\
&= \int_{\mathcal{H}_2 \times \mathcal{A}_2} \mu(h_2, a_2, R_3 = 1) d\mathbb{P}(h_1) d\mathbb{P}(x_2 | h_1, a_1, R_2 = 1) \frac{\mathbb{1}\{(H_2, R_2) = (h_2, 1)\}}{d\mathbb{P}(h_2, R_2 = 1)} \phi_2 dQ_1(a_1 | h_1) \\
&\quad + \int_{\mathcal{H}_2 \times \mathcal{A}_2} \mu(h_2, a_2, R_3 = 1) d\mathbb{P}(h_1) d\mathbb{P}(x_2 | h_1, a_1, R_2 = 1) \frac{\mathbb{1}\{(H_1 = h_1)\}}{d\mathbb{P}(h_1)} \phi_1 dQ_2(a_2 | h_2, R_2 = 1) \\
&= \int_{\mathcal{H}_2 \times \mathcal{A}_2} \mu(h_2, a_2, R_3 = 1) \frac{\mathbb{1}\{(H_2, R_2) = (h_2, 1)\} d\mathbb{P}(h_1) d\mathbb{P}(x_2 | h_1, a_1, R_2 = 1) dQ_1(a_1 | h_1)}{d\mathbb{P}(x_2 | h_1, a_1, R_2 = 1) d\mathbb{P}(R_2 = 1 | h_1, a_1) d\mathbb{P}(a_1 | h_1) d\mathbb{P}(h_1)} \phi_2 \\
&\quad + \int_{\mathcal{H}_2 \times \mathcal{A}_2} \mu(h_2, a_2, R_3 = 1) d\mathbb{P}(x_2 | h_1, a_1, R_2 = 1) \mathbb{1}\{(H_1 = h_1)\} \phi_1 dQ_2(a_2 | h_2, R_2 = 1) \\
&= \int_{\mathcal{H}_2 \times \mathcal{A}_2 \setminus \mathcal{H}_2} \mu(H_2, a_2, R_3 = 1) \mathbb{1}(R_2 = 1) \phi_2 \frac{dQ_1(A_1 | H_1)}{d\mathbb{P}(A_1 | H_1)} \frac{1}{d\mathbb{P}(R_2 = 1 | H_1, A_1)} \\
&\quad + \int_{\mathcal{H}_2 \times \mathcal{A}_2 \setminus \mathcal{H}_1} \mu(h_2, a_2, R_3 = 1) dQ_2(a_2 | h_2, R_2 = 1) d\mathbb{P}(x_2 | h_1, a_1, R_2 = 1) \phi_1 \\
&= \left\{ \frac{dQ_1(A_1 | H_1)}{d\mathbb{P}(A_1 | H_1)} \frac{1}{d\mathbb{P}(R_2 = 1 | H_1, A_1)} \right\} \int_{\mathcal{A}_2} \mu(H_2, a_2, R_3 = 1) \phi_2 d\nu(a_2) \mathbb{1}(R_2 = 1) \\
&\quad + \int_{\mathcal{A}_1} m_1(h_1, a_1, R_2 = 1) \phi_1 d\nu(a_1)
\end{aligned}$$

Note that we have set $dQ_0(a_0 | h_0) / d\mathbb{P}(a_0 | h_0) = 1$, and that we have $d\mathbb{P}(R_1 = 1) = 1$ and $\mathbb{1}(R_1 = 1) = 1$ by construction. Hence, putting part A), B), and C) together proves Lemma C.4 and part D) proves Lemma C.5. \square

C.3.2 Conversion to an estimable form

Next, we convert the identifying expression in Lemma C.2 into an estimable form which is also more succinct and intuitive. To this end, we first present two identities about the parameter m_t defined in Lemma C.2 in the following lemma.

Lemma C.6. *Given m_t defined in Lemma C.2 for $\forall t \leq T$ we have the following identities.*

- a. $\mathbb{1}(R_{t+1} = 1) m_t(H_t, A_t, R_{t+1} = 1) = m_t(H_t, A_t, R_{t+1} = 1)$
- b. $\left(\frac{\mathbb{1}(R_{t+1}=1)}{d\mathbb{P}(R_{t+1}=1 | H_t, A_t, R_t=1)} \right) m_t(H_t, A_t, R_{t+1} = 1) = \mathbb{1}(R_{t+1} = 1) m_t(H_t, A_t, R_{t+1} = 1)$

Proof. First, note that from Remark 2,

$$\begin{aligned}
& m_t(H_t, A_t, R_{t+1} = 1) \\
&= \mathbb{E} \left[\frac{m_t(H_{t+1}, a_{t+1}, 1) \delta \pi_{t+1}(H_{t+1}) + \{1 - m_t(H_{t+1}, 0, 1)\} \{1 - \pi_{t+1}(H_{t+1})\}}{\delta \pi_{t+1}(H_{t+1}) + 1 - \pi_{t+1}(H_{t+1})} \middle| H_t, A_t, R_{t+1} = 1 \right]
\end{aligned}$$

where we use shorthand notation $m_t(H_{t+1}, a_{t+1}, 1) = m_t(H_{t+1}, A_{t+1} = a_{t+1}, R_{t+2} = 1)$. In this proof, let $(m \cdot dQ)_{t+1}$ denote $\frac{m_t(H_{t+1}, a_{t+1}, 1) \delta \pi_{t+1}(H_{t+1}) + \{1 - m_t(H_{t+1}, 0, 1)\} \{1 - \pi_{t+1}(H_{t+1})\}}{\delta \pi_{t+1}(H_{t+1}) + 1 - \pi_{t+1}(H_{t+1})}$ which is the quotient inside above conditional expectation.

The identity in *part a* immediately follows from the definition of m_t .

For the identity in *part b*, we first note that by assumption (A2-M) it follows $d\mathbb{P}(x_s|h_{s-1}, a_{s-1}, R_s = 1) = d\mathbb{P}(x_s|h_{s-1}, a_{s-1}, R_{s-1} = 1)$ for every $s > 1$. Thus, we can write

$$m_t = \mathbb{E}[(m \cdot dQ)_{t+1} | H_t, A_t, R_t = 1]$$

based on the definition of m_t . Now define another shorthand notation $h_{t+1}^{A_t, H_t} := (x_{t+1}, A_t, H_t)$ and $R_{t+1}^{R_t=1} := (R_{t+1}, R_t = 1)$. Then it follows that

$$\begin{aligned} m_t(H_t, A_t, R_{t+1} = 1) &= \mathbb{E}[(m \cdot dQ)_{t+1} | H_t, A_t, R_t = 1] \\ &= \mathbb{E}\left[\mathbb{E}\left\{(m \cdot dQ)_{t+1} | H_{t+1}, A_{t+1}, R_{t+1}^{R_t=1}\right\} | H_t, A_t, R_t = 1\right] \\ &= \int \mathbb{E}\left\{(m \cdot dQ)_{t+1} | h_{t+1}^{A_t, H_t}, a_{t+1}, R_{t+1}^{R_t=1}\right\} d\mathbb{P}(a_{t+1} | h_{t+1}^{A_t, H_t}, R_{t+1}^{R_t=1}) d\mathbb{P}(x_{t+1}, R_{t+1} | H_t, A_t, R_t = 1) \\ &= \int \mathbb{E}\left\{(m \cdot dQ)_{t+1} | h_{t+1}^{A_t, H_t}, a_{t+1}, R_{t+1}^{R_t=1}\right\} \\ &\quad \times d\mathbb{P}(a_{t+1} | h_{t+1}^{A_t, H_t}, R_{t+1}^{R_t=1}) d\mathbb{P}(x_{t+1} | H_t, A_t, R_t = 1) d\mathbb{P}(R_{t+1} | H_t, A_t, R_t = 1) \\ &= \int \mathbb{E}\left\{(m \cdot dQ)_{t+1} | h_{t+1}^{A_t, H_t}, a_{t+1}, R_{t+1}^{R_t=1}\right\} \\ &\quad \times d\mathbb{P}(a_{t+1} | h_{t+1}^{A_t, H_t}, R_{t+1}^{R_t=1}) d\mathbb{P}(x_{t+1} | H_t, A_t, R_{t+1}^{R_t=1}) d\mathbb{P}(R_{t+1} | H_t, A_t, R_t = 1) \\ &= \mathbb{E}\left[(m \cdot dQ)_{t+1} | H_t, A_t, R_{t+1}^{R_t=1}\right] d\mathbb{P}(R_{t+1} | H_t, A_t, R_t = 1) \end{aligned}$$

, where both the fourth and the fifth equalities follow from assumption (A2-M). From this result, it is straightforward to see

$$\begin{aligned} \mathbb{1}(R_{t+1} = 1) m_t(H_t, A_t, R_{t+1} = 1) &= \mathbb{1}(R_{t+1} = 1) \mathbb{E}\left[(m \cdot dQ)_{t+1} | H_t, A_t, R_{t+1}^{R_t=1}\right] d\mathbb{P}(R_{t+1} | H_t, A_t, R_t = 1) \\ &= \mathbb{1}(R_{t+1} = 1) \mathbb{E}\left[(m \cdot dQ)_{t+1} | H_t, A_t, R_{t+1} = 1\right] d\mathbb{P}(R_{t+1} = 1 | H_t, A_t, R_t = 1). \end{aligned}$$

Finally assumption (A3) guarantees that we obtain

$$\left(\frac{\mathbb{1}(R_{t+1} = 1)}{d\mathbb{P}(R_{t+1} = 1 | H_t, A_t, R_t = 1)}\right) m_t(H_t, A_t, R_{t+1} = 1) = \mathbb{1}(R_{t+1} = 1) m_t(H_t, A_t, R_{t+1} = 1)$$

which is the desired identity. \square

Finally, we are ready to give a proof of Theorem 4.1. In fact, it is nothing but simplifying the given efficient influence function in terms of estimable regression functions.

C.3.3 Proof of Theorem 4.1

Proof. First, we define following shorthand notations for the proof: for $\forall s \leq t$

$$dQ_s(A_s) \equiv dQ_s(A_s | H_s, R_s = 1), \quad d\mathbb{P}_s(A_s) \equiv d\mathbb{P}(A_s | H_s, R_s = 1),$$

$$d\omega_s \equiv \omega_s(H_s, A_s) \equiv d\mathbb{P}(R_{s+1} = 1 | H_s, A_s, R'_s = 1),$$

$$m_s(H_s, a_s) \equiv m_s(H_s, a_s, R_{s+1} = 1)$$

With these notations we can rewrite the result of Lemma C.4 as below.

$$\begin{aligned} & \sum_{s=0}^t \left\{ \int_{\mathcal{A}_{s+1}} m_{s+1}(H_{s+1}, a_{s+1}) dQ_{s+1}(a_{s+1}) - m_s(H_s, A_s) \right\} \mathbb{1}(R_{s+1} = 1) \left(\prod_{k=0}^s \frac{dQ_k(A_k)}{d\mathbb{P}_k(A_k)} \frac{1}{d\omega_k} \right) \\ &= \sum_{s=1}^t \left\{ \int_{\mathcal{A}_s} m_s(H_s, a_s) dQ_s(a_s) - m_s(H_s, A_s) \left[\mathbb{1}(R_{s+1} = 1) \frac{dQ_s(A_s)}{d\mathbb{P}_s(A_s)} \frac{1}{d\omega_s} \right] \right\} \\ & \quad \times \mathbb{1}(R_s = 1) \left(\prod_{k=0}^{s-1} \frac{dQ_k(A_k)}{d\mathbb{P}_k(A_k)} \frac{1}{d\omega_k} \right) + \mathbb{1}(R_{t+1} = 1) \left(\prod_{s=1}^t \frac{dQ_s(A_s)}{d\mathbb{P}_s(A_s)} \frac{1}{d\omega_s} \right) Y_t - m_0. \end{aligned}$$

Now, by the result of Lemma C.4 and C.5, we can represent the efficient influence function for $\psi_t(\delta)$ as

$$\begin{aligned} & \sum_{s=1}^t \left\{ \int_{\mathcal{A}_s} m_s(H_s, a_s) dQ_s(a_s) - m_s(H_s, A_s) \left[\mathbb{1}(R_{s+1} = 1) \frac{dQ_s(A_s)}{d\mathbb{P}_s(A_s)} \frac{1}{d\omega_s} \right] \right. \\ & \quad \left. + \int_{\mathcal{A}_s} m_s(H_s, a_s) \phi_s(H_s, A_s, R_s = 1; a_s) d\nu(a_s) \right\} \mathbb{1}(R_s = 1) \left(\prod_{k=0}^{s-1} \frac{dQ_k(A_k)}{d\mathbb{P}_k(A_k)} \frac{1}{d\omega_k} \right) \\ & \quad + \mathbb{1}(R_{t+1} = 1) \left(\prod_{s=1}^t \frac{dQ_s(A_s)}{d\mathbb{P}_s(A_s)} \frac{1}{d\omega_s} \right) Y_t - m_0. \end{aligned}$$

On the other hand, we have

$$\int_{\mathcal{A}_s} m_s(H_s, a_s) dQ_s(a_s) = \frac{m_s(H_s, 1) \delta \pi_s(H_s) + m_s(H_s, 0) \{1 - \pi_s(H_s)\}}{\delta \pi_s(H_s) + 1 - \pi_s(H_s)},$$

$$\frac{dQ_s(A_s)}{d\mathbb{P}_s(A_s)} = \frac{\delta A_s + 1 - A_s}{\delta \pi_s(H_s) + 1 - \pi_s(H_s)},$$

$$m_s(H_s, A_s) \frac{dQ_s(A_s)}{d\mathbb{P}_s(A_s)} = \frac{m_s(H_s, 1, R_{s+1} = 1) \delta A_s + m_s(H_s, 0, R_{s+1} = 1) (1 - A_s)}{\delta \pi_s(H_s) + 1 - \pi_s(H_s)},$$

$$\int_{\mathcal{A}_s} m_s(H_s, a_s) \phi_s(H_s, A_s, R_s = 1; a_s) d\nu(a_s) = \frac{\{m_s(H_s, 1) - m_s(H_s, 0)\} \delta (A_s - \pi_s(H_s))}{(\delta \pi_s(H_s) + 1 - \pi_s(H_s))^2}.$$

Now going back to the expression for the efficient influence function, note that by Lemma C.6 terms inside the summation before multiplied by

$\mathbb{1}(R_s = 1) \left(\prod_{k=0}^{s-1} \frac{dQ_k(A_k)}{d\mathbb{P}_k(A_k)} \frac{1}{d\omega_k} \right)$ simplify to

$$\begin{aligned} & \int_{\mathcal{A}_s} m_s(H_s, a_s) dQ_s(a_s) - m_s(H_s, A_s) \left[\mathbb{1}(R_{s+1} = 1) \frac{dQ_s(A_s)}{d\mathbb{P}_s(A_s)} \frac{1}{d\omega_s} \right] \\ &= \int_{\mathcal{A}_s} \mathbb{1}(R_{s+1} = 1) m_s(H_s, a_s) dQ_s(a_s) - \mathbb{1}(R_{s+1} = 1) m_s(H_s, A_s) \frac{dQ_s(A_s)}{d\mathbb{P}_s(A_s)} \end{aligned}$$

$$\begin{aligned}
& + \int_{\mathcal{A}_s} \mathbb{1}(R_{s+1} = 1) m_s(H_s, a_s) \phi_s(H_s, A_s, R'_s = 1; a_s) d\nu(a_s) \\
& = \left[\frac{m_s(H_s, 1) \delta \pi_s(H_s) + m_s(H_s, 0) \{1 - \pi_s(H_s)\}}{\delta \pi_s(H_s) + 1 - \pi_s(H_s)} + \frac{m_s(H_s, 1) \delta A_s + m_s(H_s, 0) (1 - A_s)}{\delta \pi_s(H_s) + 1 - \pi_s(H_s)} \right. \\
& \quad \left. + \frac{\{m_s(H_s, 1) - m_s(H_s, 0)\} \delta (A_s - \pi_s(H_s))}{(\delta \pi_s(H_s) + 1 - \pi_s(H_s))^2} \right] \mathbb{1}(R_{s+1} = 1) \\
& = \left[\frac{(\pi_s(H_s) - A_s) \{\delta m_s(H_s, 1) - m_s(H_s, 0)\}}{\delta \pi_s(H_s) + 1 - \pi_s(H_s)} + \frac{\{m_s(H_s, 1) - m_s(H_s, 0)\} \delta (A_s - \pi_s(H_s))}{(\delta \pi_s(H_s) + 1 - \pi_s(H_s))^2} \right] \mathbb{1}(R_{s+1} = 1) \\
& = \left(\frac{(A_s - \pi_s(H_s)) (1 - \delta)}{\delta \pi_s(H_s) + 1 - \pi_s(H_s)} \right) \left[\frac{m_s(H_s, 1) \delta \pi_s(H_s) + m_s(H_s, 0) \{1 - \pi_s(H_s)\}}{\delta \pi_s(H_s) + 1 - \pi_s(H_s)} \right] \mathbb{1}(R_{s+1} = 1)
\end{aligned}$$

By multiplying $\left[\frac{dQ_s(A_s)}{d\mathbb{P}_s(A_s)} \frac{1}{d\omega_s} \right]^{-1}$ to the last expression, we finally obtain an equivalent form of the efficient influence function for $\psi_t(\delta)$ as

$$\begin{aligned}
& \sum_{s=0}^t \left\{ \frac{\{A_s - \pi_s(H_s)\} (1 - \delta)}{\delta A_s + 1 - A_s} \right\} \left[\frac{m_s(H_s, 1) \delta \pi_s(H_s) + m_s(H_s, 0) \{1 - \pi_s(H_s)\}}{\delta \pi_s(H_s) + 1 - \pi_s(H_s)} \right] \omega_s(H_s, A_s) \\
& \quad \times \left(\prod_{k=1}^s \frac{\delta A_k + 1 - A_k}{\delta \pi_k(H_k) + 1 - \pi_k(H_k)} \cdot \frac{\mathbb{1}(R_{k+1} = 1)}{\omega_k(H_k, A_k)} \right) + \prod_{s=1}^t \left\{ \frac{\delta A_s + 1 - A_s}{\delta \pi_s(H_s) + 1 - \pi_s(H_s)} \cdot \frac{\mathbb{1}(R_{s+1} = 1)}{\omega_s(H_s, A_s)} Y_t \right\} \\
& - \psi_t(\delta).
\end{aligned}$$

□

C.4 Sequential regression formulation

The efficient influence function derived in the previous subsection involves pseudo-regression functions m , whose estimation in general might involve complicated conditional density estimation. However, as pointed out by Kennedy [2019], one efficient strategy is to formulate a series of sequential regressions for m_s , as described in the subsequent remark in more detail.

Remark 2. From the definition of m_s , it immediately follows that

$$m_s = \int_{\mathcal{X}_s \times \mathcal{A}_s} m_{s+1} dQ_{s+1}(a_{s+1} \mid h_{s+1}, R_{s+1} = 1) d\mathbb{P}(x_{s+1} \mid h_s, a_s, R_{s+1} = 1).$$

Hence, we can find equivalent form of the functions $m_s(\cdot)$ in Theorem 4.1 as the following recursive regression:

$$\begin{aligned}
& m_s(H_s, A_s, R_{s+1} = 1) \\
& = \mathbb{E} \left[\frac{m_{s+1}(H_{s+1}, a_{s+1}, 1) \delta \pi_{s+1}(H_{s+1}) + \{1 - m_{s+1}(H_{s+1}, 0, 1)\} \{1 - \pi_{s+1}(H_{s+1})\}}{\delta \pi_{s+1}(H_{s+1}) + 1 - \pi_{s+1}(H_{s+1})} \middle| H_s, A_s, R_{s+1} = 1 \right]
\end{aligned}$$

for $s = 1, \dots, t-1$, where we use shorthand notation $m_{s+1}(H_{s+1}, a_{s+1}, 1) = m_{s+1}(H_{s+1}, A_{s+1} = a_{s+1}, R_{t+2} = 1)$ and $m_s(H_s, A_s, 1) = \mu(H_s, A_s, R_{s+1} = 1)$.

Above sequential regression form is very practically useful when we estimate m_s , since it allows us to bypass all the conditional density estimations and instead use regression methods that are more readily available in statistical software.

C.5 EIF for $T = 1$

In the next corollary we provide the efficient influence function for the incremental effect in a single timepoint study ($T = 1$) whose identifying expression is given in Corollary 3.1.

Corollary C.1. *When $T = 1$, the efficient influence function for $\psi(\delta)$ in Corollary 3.1 is given by*

$$\mathbb{1}(R = 1) \left[\frac{\delta\pi(1|X)\phi_{1,R=1}(Z) + \pi(0|X)\phi_{0,R=1}(Z)}{\delta\pi(1|X) + \pi(0|X)} + \frac{\delta\{\mu(X, 1, 1) - \mu(X, 0, 1)\}(A - \pi(1|X))}{\{\delta\pi(1|X) + \pi(0|X)\}^2} \right]$$

where

$$\mu(x, a, 1) = \mathbb{E}(Y \mid X = x, A = a, R = 1),$$

$$\pi(a|X) = d\mathbb{P}(A = a \mid X = x),$$

and

$$\phi_{a,R=1}(Z) = \frac{\mathbb{1}(A = a) \mathbb{1}(R = 1)}{\pi(a|X)\omega(X, a)} \{Y - \mu(X, a, 1)\} + \mu(X, a, 1)$$

which is the uncentered efficient influence function for $\mathbb{E}[\mu(X, a, 1)]$.

The efficient influence function for the point exposure case has a simpler and more intuitive form. In fact, as stated in Corollary C.1, it is a weighted average of the two efficient influence functions $\phi_{0,R=1}, \phi_{1,R=1}$, plus a contribution term due to unknown propensity scores. An existence of the indicator function $\mathbb{1}(R = 1)$ proceeds from a likelihood of potential dropouts, and it implies that if a dropout occurs the outcome would not be available and consequently a contribution from the subject would not be taken into account.

C.6 Proof of Theorem 6.1

First we find an alternative form of the variance of each estimator, which eventually comes in handy for our proof. To this end, let $\hat{\psi}_{c.ipw}(\bar{a}'_T)$ denote the standard IPW estimator of a classical deterministic intervention effect $\mathbb{E}[Y^{\bar{a}'_T}]$ under *i.i.d* assumption, i.e.

$$\hat{\psi}_{c.ipw}(\bar{a}'_T) = \prod_{t=1}^T \left(\frac{\mathbb{1}(A_t = a'_t)}{\pi_t(a'_t|H_t)} \right) Y.$$

Hence $\hat{\psi}_{c.ipw}(\bar{\mathbf{1}})$ is equivalent to $\hat{\psi}_{at}$ in the main text. Now by definition we have

$$\begin{aligned} Var\left(\hat{\psi}_{c.ipw}(\bar{a}'_T)\right) &= \mathbb{E}\left\{\left(\prod_{t=1}^T \frac{\mathbb{1}(A_t = a'_t)}{\pi_t(a'_t|H_t)^2}\right) Y^2\right\} - \left\{\mathbb{E}\left[\prod_{t=1}^T \frac{\mathbb{1}(A_t = a'_t)}{\pi_t(a'_t|H_t)} Y\right]\right\}^2 \\ &\equiv \mathbb{V}_{c.ipw.1}(\bar{a}'_T) - \mathbb{V}_{c.ipw.2}(\bar{a}'_T) \end{aligned}$$

where $\mathbb{V}_{c.ipw.1}(\bar{a}'_T)$ and $\mathbb{V}_{c.ipw.2}(\bar{a}'_T)$ are simply the first and second term in the first line of the expansion respectively.

By the same procedure to derive g-formula [Robins, 1986] it is easy to see

$$\mathbb{V}_{c.ipw.1}(\bar{a}'_T) = \mathbb{E}\left\{\prod_{t=1}^T \left(\frac{\mathbb{1}(A_t = a'_t)}{\pi_t(a'_t|H_t)^2}\right) Y^2\right\}$$

$$= \int_{\mathcal{X}} \mathbb{E}[Y^2 \mid \bar{X}_t, \bar{A}_t = \bar{a}'_t] \prod_{t=1}^T \frac{d\mathbb{P}(X_t \mid \bar{X}_{t-1}, \bar{A}_{t-1} = \bar{a}'_{t-1})}{\pi_t(a'_t \mid H_t)}$$

where $\mathcal{X} = \mathcal{X}_1 \times \dots \times \mathcal{X}_T$. Above result simply follows by iterative expectation conditioning on \bar{X}_t and then another iterative expectation conditioning on H_t followed by the fact that $\mathbb{E}\left[\frac{\mathbb{1}(A_t=a'_t)}{\pi_t(a'_t \mid H_t)} \mid H_t\right] = 1$ for all t . We repeat this process T times, starting from $t = T$ all the way through $t = 1$.

Likewise, for $\hat{\psi}_{inc}$ we have

$$\begin{aligned} Var(\hat{\psi}_{inc}) &= \mathbb{E}\left\{\prod_{t=1}^T \left(\frac{\delta A_t + 1 - A_t}{\delta \pi_t(H_t) + 1 - \pi_t(H_t)}\right)^2 Y^2\right\} - \left\{\mathbb{E}\left[\prod_{t=1}^T \left(\frac{\delta A_t + 1 - A_t}{\delta \pi_t(H_t) + 1 - \pi_t(H_t)}\right) Y\right]\right\}^2 \\ &\equiv \mathbb{V}_{inc.1} - \mathbb{V}_{inc.2} \end{aligned}$$

For the first term $\mathbb{V}_{inc.1}$, observe that

$$\begin{aligned} &\mathbb{E}\left\{\prod_{t=1}^T \left(\frac{\delta A_t + 1 - A_t}{\delta \pi_t(H_t) + 1 - \pi_t(H_t)}\right)^2 Y^2\right\} \\ &= \mathbb{E}\left\{\prod_{t=1}^{T-1} \left(\frac{\delta A_t + 1 - A_t}{\delta \pi_t(H_t) + 1 - \pi_t(H_t)}\right)^2 \mathbb{E}\left[\left(\frac{\delta A_T + 1 - A_T}{\delta \pi_T(H_T) + 1 - \pi_T(H_T)}\right)^2 Y^2 \mid H_T\right]\right\} \\ &= \mathbb{E}\left\{\prod_{t=1}^{T-1} \left(\frac{\delta A_t + 1 - A_t}{\delta \pi_t(H_t) + 1 - \pi_t(H_t)}\right)^2 \mathbb{E}\left[\frac{\delta^2 Y^2}{(\delta \pi_T(H_T) + 1 - \pi_T(H_T))^2} \mid H_T, A_T = 1\right] \pi_T(H_T)\right\} \\ &\quad + \mathbb{E}\left\{\prod_{t=1}^{T-1} \left(\frac{\delta A_t + 1 - A_t}{\delta \pi_t(H_t) + 1 - \pi_t(H_t)}\right)^2 \mathbb{E}\left[\frac{Y^2}{(\delta \pi_T + 1 - \pi_T)^2} \mid H_T, A_T = 0\right] (1 - \pi_T(H_T))\right\} \end{aligned}$$

where we apply the law of total expectation in the first equality and the law of total probability in the second.

After repeating the same process for $T - 1$ times, for $t = T - 1, \dots, 1$, we obtain 2^T terms in the end where each of which corresponds to distinct treatment sequence $\bar{A}_T = \bar{a}_T$. Hence, we eventually have

$$\begin{aligned} \mathbb{V}_{inc.1} &= \sum_{\bar{a}_T \in \bar{\mathcal{A}}_T} \int_{\mathcal{X}} \mathbb{E}[Y^2 \mid H_T, A_T = a_T] \prod_{t=1}^T \frac{\mathbb{1}(a_t = 1) \delta^2 \pi_t(H_t) + \mathbb{1}(a_t = 0) \{1 - \pi_t(H_t)\}}{(\delta \pi_t(H_t) + 1 - \pi_t(H_t))^2} \\ &\quad \times d\mathbb{P}(X_t \mid \bar{X}_{t-1}, \bar{A}_{t-1} = \bar{a}_{t-1}). \end{aligned}$$

Recall that we assume $\pi_t(H_t) = p$ for all t as stated in Theorem 6.1. Hence we can write $\pi_t(a_t \mid H_t)$ as $\pi_t(a_t) = \mathbb{1}(a_t = 1)p + \mathbb{1}(a_t = 0)\{1 - p\}$.

Next we notice that to compute the upper bound of $RE(\hat{\psi}_{c.ipw}(\bar{a}_T), \hat{\psi}_{inc}) = \frac{\mathbb{V}_{inc.1} - \mathbb{V}_{inc.2}}{\mathbb{V}_{c.ipw.1}(\bar{a}_T) - \mathbb{V}_{c.ipw.2}(\bar{a}_T)}$ for always-treated unit (i.e. $\bar{a}_T = \bar{\mathbf{1}}$) it suffices to compute the quantity

$$\frac{\mathbb{V}_{inc.1}}{\mathbb{V}_{c.ipw.1}(\bar{\mathbf{1}}) - \mathbb{V}_{c.ipw.2}(\bar{\mathbf{1}})}$$

since $0 < \mathbb{V}_{inc.2} < \mathbb{V}_{inc.1}$ by Jensen's inequality.

On the other hand, we have

$$\begin{aligned}\mathbb{V}_{c.ipw.1}(\bar{\mathbf{1}}) - \mathbb{V}_{c.ipw.2}(\bar{\mathbf{1}}) &= \int_{\mathcal{X}} \mathbb{E}[Y^2 \mid \bar{X}_T, \bar{A}_T = \bar{a}'_T] \prod_{t=1}^T \frac{d\mathbb{P}(X_t \mid \bar{X}_{t-1}, \bar{A}_{t-1} = \bar{a}'_{t-1})}{p} - \left(\mathbb{E}[Y^{\bar{\mathbf{1}}}] \right)^2 \\ &= \left(\frac{1}{p}\right)^T \mathbb{E}\left[\left(Y^{\bar{\mathbf{1}}}\right)^2\right] - \left(\mathbb{E}\left[Y^{\bar{\mathbf{1}}}\right]\right)^2\end{aligned}$$

, and under the given boundedness assumption we see the ratio of the second term to the first term becomes quickly (at least exponentially) negligible as t increases. Hence we can write

$$\frac{1}{\mathbb{V}_{c.ipw.1}(\bar{\mathbf{1}}) - \mathbb{V}_{c.ipw.2}(\bar{\mathbf{1}})} \leq \frac{1}{\mathbb{V}_{c.ipw.1}(\bar{\mathbf{1}})} \left(1 + \frac{c \left(\mathbb{E}\left[Y^{\bar{\mathbf{1}}}\right]\right)^2}{(1/p)^T \mathbb{E}\left[\left(Y^{\bar{\mathbf{1}}}\right)^2\right]} \right)$$

for some constant c such that $\frac{1}{1 - \mathbb{V}_{c.ipw.2}(\bar{\mathbf{1}})/\mathbb{V}_{c.ipw.1}(\bar{\mathbf{1}})} = \frac{1}{1 - p^T (\mathbb{E}[Y^{\bar{\mathbf{1}}}]^2 / \mathbb{E}[(Y^{\bar{\mathbf{1}}})^2])} \leq c$. Note that in our setting in which we have an infinitely large value of T , c can be almost any constant greater than one.

Putting above ingredients together, for sufficiently large t it follows that

$$RE(\hat{\psi}_{c.ipw}(\bar{\mathbf{1}}), \hat{\psi}_{inc}) \leq \frac{\mathbb{V}_{inc.1}}{\mathbb{V}_{c.ipw.1}(\bar{\mathbf{1}})} \left(1 + \frac{c \left(\mathbb{E}\left[Y^{\bar{\mathbf{1}}}\right]\right)^2}{(1/p)^T \mathbb{E}\left[\left(Y^{\bar{\mathbf{1}}}\right)^2\right]} \right),$$

where we have

$$\begin{aligned}\frac{\mathbb{V}_{inc.1}}{\mathbb{V}_{c.ipw.1}(\bar{\mathbf{1}})} &= \frac{w(\bar{\mathbf{1}})\mathbb{V}_{c.ipw.1}(\bar{\mathbf{1}}) + \sum_{\bar{a}_T \neq \bar{\mathbf{1}}} w(\bar{a}_T; \delta, p) \mathbb{V}_{c.ipw.1}(\bar{a}_T)}{\mathbb{V}_{c.ipw.1}(\bar{\mathbf{1}})} \\ &= w(\bar{\mathbf{1}}) + \sum_{\bar{a}_T \neq \bar{\mathbf{1}}} w(\bar{a}_T; \delta, p) \prod_{t=1}^T \left(\frac{p}{\pi_t(a_t)} \frac{\mathbb{E}\left[(Y^2)^{\bar{a}_T}\right]}{\mathbb{E}\left[\left(Y^{\bar{\mathbf{1}}}\right)^2\right]} \right) \\ &\leq \frac{b_u^2}{\mathbb{E}\left[\left(Y^{\bar{\mathbf{1}}}\right)^2\right]} \left\{ w(\bar{\mathbf{1}}) + \sum_{\bar{a}_T \neq \bar{\mathbf{1}}} \left[\prod_{t=1}^T \frac{\mathbb{1}(a_t = 1) \delta^2 p^2 + \mathbb{1}(a_t = 0) (1-p)p}{(\delta p + 1 - p)^2} \right] \right\} \\ &= \frac{b_u^2}{\mathbb{E}\left[\left(Y^{\bar{\mathbf{1}}}\right)^2\right]} \left\{ \frac{\delta^2 p^2 + p(1-p)}{(\delta p + 1 - p)^2} \right\}^T\end{aligned}$$

where the first equality follows by the fact that $\mathbb{V}_{inc.1} = \sum_{\bar{a}_T \in \bar{\mathcal{A}}_T} w(\bar{a}_T; \delta, p) \mathbb{V}_{c.ipw.1}(\bar{a}_T)$ derived in the proof of the first part, the second equality by the fact that $\mathbb{V}_{c.ipw.1}(\bar{a}_T) = \prod_{t=1}^T \frac{1}{\pi_t(a_t)} \mathbb{E}\left[(Y^2)^{\bar{a}_T}\right]$, the first inequality by definition of $w(\bar{a}_T; \delta, p)$ and the given boundedness assumption, and the last equality by binomial theorem. Therefore we obtain the

upper bound as

$$RE(\widehat{\psi}_{c.ipw}(\bar{\mathbf{1}}), \widehat{\psi}_{inc}) \leq \frac{b_u^2}{\mathbb{E} \left[\left(Y^{\bar{\mathbf{1}}} \right)^2 \right]} \left\{ \frac{\delta^2 p^2 + p(1-p)}{(\delta p + 1 - p)^2} \right\}^T \left(1 + \frac{c \left(\mathbb{E} \left[Y^{\bar{\mathbf{1}}} \right] \right)^2}{(1/p)^T \mathbb{E} \left[\left(Y^{\bar{\mathbf{1}}} \right)^2 \right]} \right).$$

Next for the lower bound, first we note that

$$\begin{aligned} \mathbb{V}_{inc.2} &= \left\{ \mathbb{E} \left[\prod_{t=1}^T \left(\frac{\delta A_t + 1 - A_t}{\delta p + 1 - p} \right) Y \right] \right\}^2 \\ &= \left\{ \sum_{\bar{a}_T \in \bar{\mathcal{A}}_T} \int_{\mathcal{X}} \mathbb{E}[Y \mid H_T, A_T = a_T] \left(\prod_{t=1}^T \frac{\mathbb{1}(a_t = 1) \delta p + \mathbb{1}(a_t = 0)(1-p)}{\delta p + 1 - p} \right) \right. \\ &\quad \left. \times d\mathbb{P}(X_t \mid \bar{X}_{t-1}, \bar{A}_{t-1} = \bar{a}_{t-1}) \right\}^2 \\ &\leq b_u^2 \left[\sum_{\bar{a}_T \in \bar{\mathcal{A}}_T} \prod_{t=1}^T \left(\frac{\mathbb{1}(a_t = 1) \delta p + \mathbb{1}(a_t = 0)(1-p)}{\delta p + 1 - p} \right) \right]^2 \\ &= b_u^2 \left(\frac{\delta p + 1 - p}{\delta p + 1 - p} \right)^{2T} = b_u^2 \end{aligned}$$

where the first equality follows by definition, the second equality by exactly same process used to find the expression for $\mathbb{V}_{inc.1}$, the first inequality by the boundedness assumption, and the third equality by binomial theorem.

However, we already know that

$$\mathbb{V}_{c.ipw.1}(\bar{\mathbf{1}}) - \mathbb{V}_{c.ipw.2}(\bar{\mathbf{1}}) \leq \mathbb{V}_{c.ipw.1}(\bar{\mathbf{1}}) = \left(\frac{1}{p} \right)^T \mathbb{E} \left[\left(Y^{\bar{\mathbf{1}}} \right)^2 \right].$$

Hence putting these together we conclude

$$\begin{aligned} RE(\widehat{\psi}_{c.ipw}(\bar{\mathbf{1}}), \widehat{\psi}_{inc}) &= \frac{\mathbb{V}_{inc.1} - \mathbb{V}_{inc.2}}{\mathbb{V}_{c.ipw.1}(\bar{\mathbf{1}}) - \mathbb{V}_{c.ipw.2}(\bar{\mathbf{1}})} \\ &\geq \frac{\mathbb{V}_{inc.1} - b_u^2}{\mathbb{V}_{c.ipw.1}(\bar{\mathbf{1}})} \\ &= \frac{b_u^2}{\mathbb{E} \left[\left(Y^{\bar{\mathbf{1}}} \right)^2 \right]} \left\{ \frac{\delta^2 p^2 + p(1-p)}{(\delta p + 1 - p)^2} \right\}^T - \frac{b_u^2}{\mathbb{E} \left[\left(Y^{\bar{\mathbf{1}}} \right)^2 \right]} p^T. \end{aligned}$$

At this point, we obtain upper and lower bound for $RE(\widehat{\psi}_{c.ipw}(\bar{\mathbf{1}}), \widehat{\psi}_{inc})$, which yields the result of part *ii*) having $C_T = \frac{b_u^2}{\mathbb{E} \left[\left(Y^{\bar{\mathbf{1}}} \right)^2 \right]}$.

Proof for the case of $\bar{a}_T = \bar{\mathbf{0}}$ (*never-treated unit*) is based on the almost same steps as the case of $\bar{a}_T = \bar{\mathbf{1}}$ except for the rearrangement of terms due to replacing $\left(\frac{1}{p} \right)^T$ by $\left(\frac{1}{1-p} \right)^T$ and

so on. In fact, due to the generality of our proof structure, the exact same logic used for $\widehat{\psi}_{c.ipw}(\bar{\mathbf{1}})$ also applies to $\widehat{\psi}_{c.ipw}(\bar{\mathbf{0}})$ (and $\widehat{\psi}_{c.ipw}(\bar{a}'_T)$ for $\forall \bar{a}'_T \in \bar{\mathcal{A}}_T$). We present the result without the proof as below.

$$\begin{aligned} C'_T \left[\left\{ \frac{\delta^2 p(1-p) + (1-p)^2}{(\delta p + 1 - p)^2} \right\}^T - (1-p)^T \right] &\leq RE(\widehat{\psi}_{c.ipw}(\bar{\mathbf{0}}), \widehat{\psi}_{inc}) \\ &\leq C'_T \zeta'(T; p) \left\{ \frac{\delta^2 p(1-p) + (1-p)^2}{(\delta p + 1 - p)^2} \right\}^T \end{aligned}$$

where we define $C'_T = \frac{b_u^2}{\mathbb{E}[(Y^2)^{\bar{\mathbf{0}}}]}$ and $\zeta'(T; p) = \left(1 + \frac{c(\mathbb{E}[Y^{\bar{\mathbf{1}}]})^2}{(1/(1-p))^T \mathbb{E}[(Y^{\bar{\mathbf{1}}})^2]} \right)$.

C.7 Proof of Corollary 6.1

Now we provide following Lemma C.7 which becomes a key to prove Corollary 6.1.

Lemma C.7. *Assume that $\pi_t(H_t) = p$ for all $1 \leq t \leq T$ for $0 < p < 1$. Then we have following variance decomposition :*

$$Var(\widehat{\psi}_{inc}) = Var \left(\sum_{\bar{a}_T \in \bar{\mathcal{A}}_T} \sqrt{w(\bar{a}_T; \delta, p)} \widehat{\psi}_{c.ipw}(\bar{a}_T) \right)$$

where for $\forall \bar{a}_T \in \bar{\mathcal{A}}_T$ the weight w is defined by

$$w(\bar{a}_T; \delta, p) = \prod_{t=1}^T \frac{\pi_t(a_t) \{ \mathbb{1}(a_t = 1) \delta^2 p + \mathbb{1}(a_t = 0) (1-p) \}}{(\delta \pi_t(H_t) + 1 - \pi_t(H_t))^2}.$$

Proof. From the last display for $\mathbb{V}_{inc.1}$, we have that

$$\begin{aligned} &\mathbb{V}_{inc.1} \\ &= \sum_{\bar{a}_T \in \bar{\mathcal{A}}_T} \int_{\mathcal{X}} \mathbb{E}[Y^2 \mid H_T, A_T = a_T] \prod_{t=1}^T \frac{\pi_t(a_t) (\mathbb{1}(a_t = 1) \delta^2 p + \mathbb{1}(a_t = 0) \{1-p\})}{(\delta p + 1 - p)^2} \\ &\quad \times \prod_{t=1}^T \frac{d\mathbb{P}(X_t \mid \bar{X}_{t-1}, \bar{A}_{t-1} = \bar{a}_{t-1})}{\pi_t(a_t)} \\ &= \sum_{\bar{a}_T \in \bar{\mathcal{A}}_T} w(\bar{a}_T; \delta, p) \int_{\mathcal{X}} \mathbb{E}[Y^2 \mid H_T, A_T = a_T] \prod_{t=1}^T \frac{d\mathbb{P}(X_t \mid \bar{X}_{t-1}, \bar{A}_{t-1} = \bar{a}_{t-1})}{\pi_t(a_t)} \\ &= \sum_{\bar{a}_T \in \bar{\mathcal{A}}_T} w(\bar{a}_T; \delta, p) \mathbb{V}_{c.ipw.1}(\bar{a}_T) \end{aligned}$$

where we let weight $w(\bar{a}_T; \delta, p)$ denote the product term $\prod_{t=1}^T \frac{\pi_t(a_t) (\mathbb{1}(a_t=1)\delta^2 p + \mathbb{1}(a_t=0)\{1-p\})}{(\delta \pi_t(H_t) + 1 - \pi_t(H_t))^2}$.

Next, we observe that

$$\begin{aligned}
\mathbb{V}_{inc.2} &= \left\{ \mathbb{E} \left[\prod_{t=1}^T \left(\frac{\delta A_t + 1 - A_t}{\delta p + 1 - p} \right) Y \right] \right\}^2 \\
&= \left\{ \mathbb{E} \left[\prod_{t=1}^T \left(\frac{\delta \mathbb{1}(A_t = 1)}{\delta p + 1 - p} \right) Y + \dots + \prod_{t=1}^T \left(\frac{\mathbb{1}(A_t = 0)}{\delta p + 1 - p} \right) Y \right] \right\}^2 \\
&= \sum_{\bar{a}_T \in \bar{\mathcal{A}}_T} v_{inc.2}^2(\bar{A}_T; \bar{a}_T) + \sum_{\bar{a}'_T \neq \bar{a}_T} v_{inc.2}(\bar{A}_T; \bar{a}_T) v_{inc.2}(\bar{A}_T; \bar{a}'_T)
\end{aligned}$$

where we have decomposed $\mathbb{V}_{inc.2}$ into $2^T \times 2^T$ terms by defining $v_{inc.2}(\bar{A}_T; \bar{a}_T)$ by

$$v_{inc.2}(\bar{A}_T; \bar{a}_T) \equiv \mathbb{E} \left[\prod_{t=1}^T \left(\frac{\delta \mathbb{1}(a_t = 1) + \mathbb{1}(a_t = 0)}{\delta p + 1 - p} \right) \mathbb{1}(A_t = a_t) \cdot Y \right].$$

Then for fixed \bar{a}_T it is straightforward to see that

$$\begin{aligned}
\frac{v_{inc.2}^2(\bar{A}_T; \bar{a}_T)}{w(\bar{a}_T; \delta, p)} &= \left\{ \mathbb{E} \left[\prod_{t=1}^T \left(\frac{\{\delta \mathbb{1}(a_t = 1) + \mathbb{1}(a_t = 0)\} \mathbb{1}(A_t = a_t)}{\sqrt{\pi(a_t) (\mathbb{1}(a_t = 1) \delta^2 p + \mathbb{1}(a_t = 0) \{1 - p\})}} \right) Y \right] \right\}^2 \\
&= \left\{ \mathbb{E} \left[\prod_{t=1}^T \left(\frac{\mathbb{1}(A_t = a_t)}{\pi(a_t)} \right) Y \right] \right\}^2 = \mathbb{V}_{c.ipw.2}(\bar{a}_T)
\end{aligned}$$

Now putting this together, we obtain

$$\begin{aligned}
&\mathbb{V}_{inc.1} - \mathbb{V}_{inc.2} \\
&= \sum_{\bar{a}_T \in \bar{\mathcal{A}}_T} w(\bar{a}_T; \delta, p) \{ \mathbb{V}_{c.ipw.1}(\bar{a}_T) - \mathbb{V}_{c.ipw.2}(\bar{a}_T) \} - \sum_{\bar{a}'_T \neq \bar{a}_T} v_{inc.2}(\bar{A}_T; \bar{a}_T) v_{inc.2}(\bar{A}_T; \bar{a}'_T) \\
&= \sum_{\bar{a}_T \in \bar{\mathcal{A}}_T} w(\bar{a}_T; \delta, p) Var \left(\hat{\psi}_{c.ipw}(\bar{a}_T) \right) - \sum_{\bar{a}'_T \neq \bar{a}_T} v_{inc.2}(\bar{A}_T; \bar{a}_T) v_{inc.2}(\bar{A}_T; \bar{a}'_T).
\end{aligned}$$

However, from the second term in the last display one could notice that

$$\begin{aligned}
\frac{v_{inc.2}(\bar{A}_T; \bar{a}_T) v_{inc.2}(\bar{A}_T; \bar{a}'_T)}{\sqrt{w(\bar{a}_T; \delta, p) w(\bar{a}'_T; \delta, p)}} &= \mathbb{E} \left[\prod_{t=1}^T \left(\frac{\mathbb{1}(A_t = a_t)}{\pi(a_t)} \right) Y \right] \mathbb{E} \left[\prod_{t=1}^T \left(\frac{\mathbb{1}(A_t = a'_t)}{\pi(a'_t)} \right) Y \right] \\
&= -Cov(\hat{\psi}_{c.ipw}(\bar{a}_T), \hat{\psi}_{c.ipw}(\bar{a}'_T))
\end{aligned}$$

where the last equality follows by the fact that

$$\mathbb{E} \left\{ \prod_{t=1}^T \left(\frac{\mathbb{1}(A_t = a_t)}{\pi(a_t)} \right) \prod_{t=1}^T \left(\frac{\mathbb{1}(A_t = a'_t)}{\pi(a'_t)} \right) Y^2 \right\} = 0 \quad \text{for } \forall \bar{a}'_T \neq \bar{a}_T.$$

Hence finally we conclude that

$$Var(\hat{\psi}_{inc}) = \mathbb{V}_{inc.1} - \mathbb{V}_{inc.2}$$

$$\begin{aligned}
&= \sum_{\bar{a}_T \in \bar{\mathcal{A}}_T} w(\bar{a}_T; \delta, p) \text{Var} \left(\hat{\psi}_{c.ipw}(\bar{a}_T) \right) + \sum_{\substack{\bar{a}_T, \bar{a}'_T \in \bar{\mathcal{A}}_T \\ \bar{a}'_T \neq \bar{a}_T}} \sqrt{w(\bar{a}_T; \delta, p) w(\bar{a}'_T; \delta, p)} \text{Cov}(\hat{\psi}_{c.ipw}(\bar{a}_T), \hat{\psi}_{c.ipw}(\bar{a}'_T)) \\
&= \sum_{\bar{a}_T, \bar{a}'_T \in \bar{\mathcal{A}}_T} \sqrt{w(\bar{a}_T; \delta, p) w(\bar{a}'_T; \delta, p)} \text{Cov}(\hat{\psi}_{c.ipw}(\bar{a}_T), \hat{\psi}_{c.ipw}(\bar{a}'_T)).
\end{aligned}$$

□

In Lemma C.7 it should be noticed that the weight $w(\bar{a}_T; \delta, p)$ exponentially and monotonically decays to zero for $\forall \bar{a}_T \in \bar{\mathcal{A}}_T$.

Now we show that there always exists T_{min} such that $\text{Var}(\hat{\psi}_{inc}) < \text{Var}(\hat{\psi}_{c.ipw}(\bar{\mathbf{1}}))$ for all $T \geq T_{min}$. Let $\bar{\mathbf{1}} = [1, \dots, 1]$. From Lemma C.7 it follows that

$$\begin{aligned}
&\text{Var}(\hat{\psi}_{inc}) - \text{Var}(\hat{\psi}_{c.ipw}(\bar{\mathbf{1}})) \\
&= \sum_{\bar{a}_T \in \bar{\mathcal{A}}_T} w(\bar{a}_T; \delta, p) \text{Var} \left(\hat{\psi}_{c.ipw}(\bar{a}_T) \right) - \text{Var}(\hat{\psi}_{c.ipw}(\bar{\mathbf{1}})) \\
&\quad + \sum_{\substack{\bar{a}_T, \bar{a}'_T \in \bar{\mathcal{A}}_T \\ \bar{a}'_T \neq \bar{a}_T}} \sqrt{w(\bar{a}_T; \delta, p) w(\bar{a}'_T; \delta, p)} \text{Cov}(\hat{\psi}_{c.ipw}(\bar{a}_T), \hat{\psi}_{c.ipw}(\bar{a}'_T)) \\
&= \sum_{\bar{a}_T \in \bar{\mathcal{A}}_T} \prod_{t=1}^T \frac{\pi_t(a_t) \{ \mathbb{1}(a_t = 1) \delta^2 p + \mathbb{1}(a_t = 0) (1 - p) \}}{(\delta p + 1 - p)^2} \left(\prod_{t=1}^T \frac{1}{\pi_t(a_t)} \mathbb{E} \left[(Y^2)^{\bar{a}_T} \right] - (\mathbb{E} [Y^{\bar{a}_T}])^2 \right) \\
&\quad - \left(\frac{1}{p} \right)^T \mathbb{E} \left[(Y^{\bar{\mathbf{1}}})^2 \right] + (\mathbb{E} [Y^{\bar{\mathbf{1}}}])^2 - \sum_{\substack{\bar{a}_T, \bar{a}'_T \in \bar{\mathcal{A}}_T \\ \bar{a}'_T \neq \bar{a}_T}} \sqrt{w(\bar{a}_T; \delta, p) w(\bar{a}'_T; \delta, p)} \mathbb{E} [Y^{\bar{a}_T}] \mathbb{E} [Y^{\bar{a}'_T}] \\
&\leq b_u^2 \sum_{\bar{a}_T \in \bar{\mathcal{A}}_T} \left(\prod_{t=1}^T \frac{\mathbb{1}(a_t = 1) \delta^2 p + \mathbb{1}(a_t = 0) (1 - p)}{(\delta p + 1 - p)^2} \right) - \left(\frac{1}{p} \right)^T \mathbb{E} \left[(Y^{\bar{\mathbf{1}}})^2 \right] + (\mathbb{E} [Y^{\bar{\mathbf{1}}}])^2 \\
&\quad - \sum_{\substack{\bar{a}_T, \bar{a}'_T \in \bar{\mathcal{A}}_T \\ \bar{a}'_T \neq \bar{a}_T}} \sqrt{w(\bar{a}_T; \delta, p) w(\bar{a}'_T; \delta, p)} \mathbb{E} [Y^{\bar{a}_T}] \mathbb{E} [Y^{\bar{a}'_T}] + \sum_{\bar{a}_T \in \bar{\mathcal{A}}_T} w(\bar{a}_T; \delta, p) (\mathbb{E} [Y^{\bar{a}_T}])^2 \\
&= b_u^2 \left\{ \left[\frac{\delta^2 p + 1 - p}{(\delta p + 1 - p)^2} \right]^T - \left(\frac{c_1^{1/T}}{p} \right)^T \right\} - \sum_{\bar{a}_T, \bar{a}'_T \in \bar{\mathcal{A}}_T} \sqrt{w(\bar{a}_T; \delta, p) w(\bar{a}'_T; \delta, p)} \mathbb{E} [Y^{\bar{a}_T}] \mathbb{E} [Y^{\bar{a}'_T}] + (\mathbb{E} [Y^{\bar{\mathbf{1}}}])^2 \\
&= b_u^2 \left\{ \left[\frac{\delta^2 p + 1 - p}{(\delta p + 1 - p)^2} \right]^T - \left(\frac{c_1^{1/T}}{p} \right)^T - A(\delta, p) + B \right\}
\end{aligned}$$

where $c_1 = \frac{\mathbb{E}[(Y^{\bar{\mathbf{1}}})^2]}{b_u^2}$, $A(\delta, p) = \sum_{\bar{a}_T, \bar{a}'_T \in \bar{\mathcal{A}}_T} \sqrt{w(\bar{a}_T; \delta, p) w(\bar{a}'_T; \delta, p)} \frac{\mathbb{E}[Y^{\bar{a}_T}]}{b_u} \frac{\mathbb{E}[Y^{\bar{a}'_T}]}{b_u}$, and $B = \frac{(\mathbb{E}[Y^{\bar{\mathbf{1}}}])^2}{b_u^2}$. The inequality comes from the boundedness condition. It can be immediately noted that $c_1^{1/T} \rightarrow 1$ as $T \rightarrow \infty$ very quickly and monotonically. Also we note $|A(\delta, p)| \leq 1$ and $0 \leq B \leq 1$.

For $\delta > 1$, $\frac{\delta^2 p + 1 - p}{(\delta p + 1 - p)^2} < \frac{1}{p}$. Hence based on above observation, it follows that for sufficiently large T the last display is strictly less than zero. Consequently we conclude $Var(\hat{\psi}_{inc}) - Var(\hat{\psi}_{c.ipw}(\bar{\mathbf{1}})) < 0$ for all $T \geq T_{min}$, which is the result of part *i*). Likewise, we have the same conclusion for $\bar{\mathbf{0}}_T = [0, \dots, 0]$ such that $Var(\hat{\psi}_{inc}) - Var(\hat{\psi}_{c.ipw}(\bar{\mathbf{0}}_T)) < 0$.

The value of T_{min} is determined by δ, p , and distribution of counterfactual outcome $Y^{\bar{a}_T}$. One rough upper bound of such T_{min} is

$$\min \left\{ T : \left[\frac{\delta^2 p + 1 - p}{(\delta p + 1 - p)^2} \right]^T - \frac{c_1}{p^T} + 2 < 0 \right\}$$

which could be obtained by the last display above and is always finite due to the fact $c_1 > 0$ by given assumption in the theorem. T_{min} should not be very large for moderately large value of δ unless c_1 is unreasonably small since the difference $\frac{1}{p^T} - \left[\frac{\delta^2 p + 1 - p}{(\delta p + 1 - p)^2} \right]^T$ also grows exponentially.

C.8 Proof of Theorem 5.1

First we need to define the following notations:

$$\|f\|_{\mathcal{D}, \mathcal{T}} \equiv \sup_{\delta \in \mathcal{D}, t \in \mathcal{T}} |f(\delta, t)|$$

$$\hat{\Psi}_n(\delta, t) \equiv \sqrt{n} \{ \hat{\psi}_t(\delta) - \psi_t(\delta) \} / \hat{\sigma}(\delta, t)$$

$$\tilde{\Psi}_n(\delta, t) \equiv \sqrt{n} \{ \hat{\psi}_t(\delta) - \psi_t(\delta) \} / \sigma(\delta, t)$$

$$\Psi_n(\delta; t) \equiv \mathbb{G}_n \{ \tilde{\varphi}(Z; \boldsymbol{\eta}, \delta, t) \}$$

where we let $\mathcal{T} = \{1, \dots, T\}$, let \mathbb{G}_n denote the empirical process on the full sample as usual, and let $\tilde{\varphi}(Z; \boldsymbol{\eta}, \delta, t) = \{\varphi(Z; \boldsymbol{\eta}, \delta, t) - \psi_t(\delta)\} / \sigma(\delta; t)$ and let \mathbb{G} be a mean-zero Gaussian process with covariance $\mathbb{E}[\mathbb{G}(\delta_1; t_1) \mathbb{G}(\delta_2; t_2)] = \mathbb{E}[\tilde{\varphi}(Z; \boldsymbol{\eta}, \delta_1, t_1) \tilde{\varphi}(Z; \boldsymbol{\eta}, \delta_2, t_2)]$ as defined in Theorem 5.1 in the main text.

The proof consists of two parts; in the first part we will show $\Psi_n(\cdot) \rightsquigarrow \mathbb{G}(\cdot)$ in $l^\infty(\mathcal{D}, \mathcal{T})$ and in the second we will show $\|\hat{\Psi}_n - \Psi_n\|_{\mathcal{D}, \mathcal{T}} = o_{\mathbb{P}}(1)$.

Part 1. A proof of the first statement immediately follows from the proof of Theorem 3 in Kennedy [2019]. He showed the function class $\mathcal{F}_{\bar{\boldsymbol{\eta}}} = \{\varphi(\cdot; \bar{\boldsymbol{\eta}}, \delta) : \delta \in \mathcal{D}\}$ is Lipschitz and thus has a finite bracketing integral for any fixed set of nuisance functions, and then applied Theorem 2.5.6 in Van Der Vaart and Wellner [1996]. In our case, the function class $\mathcal{F}_{\bar{\boldsymbol{\eta}}} = \{\varphi(\cdot; \bar{\boldsymbol{\eta}}, \delta, t) : \delta \in \mathcal{D}, t \leq T\}$ is still Lipschitz, since for $\forall t \in \{1, \dots, T\}$ we have

$$\begin{aligned} \left| \frac{\partial}{\partial \delta} \left[\frac{\{a_t - \pi_t(h_t)\}(1 - \delta)}{\delta a_t + 1 - a_t} \right] \right| &\leq \frac{1}{\delta_t} + \frac{1}{4\delta_t^2} \\ \left| \frac{\partial}{\partial \delta} \left[\frac{m_t(h_t, 1, 1)\delta\pi_t(h_t) + m_t(h_t, 0, 1)\{1 - \pi_t(h_t)\}}{\delta\pi_t(h_t) + 1 - \pi_t(h_t)} \cdot \omega_t(h_t, a_t) \right] \right| &\leq \frac{2C}{\delta_t^2} \\ \frac{\partial}{\partial \delta} \left[\frac{\delta a_t + 1 - a_t}{\delta\pi_t(h_t) + 1 - \pi_t(h_t)} \cdot \frac{1}{\omega_t(h_t, a_t)} \right] &\leq \frac{1}{c_\omega \delta_t^2} \end{aligned}$$

where we use assumption 1) and 2) in the Theorem, and the identification assumption (A3) that there exist a constant c_ω such that $0 < \omega_t(h_t, a_t) < c_\omega \leq 1$ and thus $\frac{1}{\omega_t(h_t, a_t)} \leq \frac{1}{c_\omega}$ a.e. $[\mathbb{P}]$. Therefore, every $\varphi(\cdot; \bar{\boldsymbol{\eta}}, \delta, t)$ is basically a finite sum of products of Lipschitz functions with bounded \mathcal{D} and we conclude $\mathcal{F}_{\bar{\boldsymbol{\eta}}}$ is Lipschitz.

Hence our function class still has a finite bracketing integral for fixed $\bar{\boldsymbol{\eta}}$ and t , which concludes the first statement is true.

Part 2. Let $N = n/K$ be the sample size in any group $k = 1, \dots, K$, and denote the empirical process over group k units by $\mathbb{G}_n^k = \sqrt{N}(\mathbb{P}_n^k - \mathbb{P})$. From the result of Part 1 and the proof of Theorem 3 in Kennedy [2019] we have

$$\begin{aligned} & \tilde{\Psi}_n(\delta; t) - \Psi_n(\delta; t) \\ &= \frac{\sqrt{n}}{K\sigma(\delta; t)} \sum_{k=1}^K \left[\frac{1}{\sqrt{N}} \mathbb{G}_n^k \{ \varphi(Z; \hat{\boldsymbol{\eta}}_{-k}, \delta, t) - \varphi(Z; \boldsymbol{\eta}, \delta, t) \} + \mathbb{P} \{ \varphi(Z; \hat{\boldsymbol{\eta}}_{-k}, \delta, t) - \varphi(Z; \boldsymbol{\eta}, \delta, t) \} \right] \\ &\equiv B_{n,1}(\delta; t) + B_{n,2}(\delta; t). \end{aligned}$$

Now we analyze the above two pieces $B_{n,1}(\delta; t)$ and $B_{n,2}(\delta; t)$. Showing $B_{n,1}(\delta; t) = o_{\mathbb{P}}(1)$ follows the exact same steps done by Kennedy [2019]. However, analysis on $B_{n,2}(\delta; t)$ is largely different.

To analyze $B_{n,2}(\delta; t)$, we follow the same notation with that of Kennedy [2019]. First let $\psi(\mathbb{P}; Q)$ denote the mean outcome under intervention Q for a population corresponding to observed data distribution \mathbb{P} . Next, let denote $\varphi^*(z; \boldsymbol{\eta}, t)$ its *centered* efficient influence function when Q does not depend on \mathbb{P} , as given in Lemma C.4 and let denote $\zeta^*(z; \boldsymbol{\eta}, t)$ the contribution to the efficient influence function $\varphi^*(z; \boldsymbol{\eta}, t)$ due to estimating Q when it depends on \mathbb{P} , as given in Lemma C.5. Now by definition,

$$\varphi(Z; \boldsymbol{\eta}, \delta, t) = \varphi^*(Z; \boldsymbol{\eta}, t) + \psi(\mathbb{P}; Q) + \zeta^*(Z; \boldsymbol{\eta}, t),$$

and thereby after some rearrangement we obtain

$$\begin{aligned} \frac{1}{\sqrt{n}} B_{n,2}(\delta; t) &= \mathbb{P} \{ \varphi(Z; \bar{\boldsymbol{\eta}}, \delta, t) - \varphi(Z; \boldsymbol{\eta}, \delta, t) \} \\ &= \int \varphi^*(z; \bar{\boldsymbol{\eta}}, t) d\mathbb{P}(z) + \psi(\bar{\mathbb{P}}; \bar{Q}) - \psi(\mathbb{P}; \bar{Q}) \\ &\quad + \int \zeta^*(z; \bar{\boldsymbol{\eta}}, t) d\mathbb{P}(z) + \psi(\mathbb{P}; \bar{Q}) - \psi(\mathbb{P}; Q). \end{aligned}$$

Although one can relate $\bar{\boldsymbol{\eta}}$ to $\hat{\boldsymbol{\eta}}_{-k}$ in above equation, it can be anything associated with new $\bar{\mathbb{P}}$ and \bar{Q} .

Hence, by analyzing the second order remainder terms of von Mises expansion for the efficient influence functions given in Lemma C.4 and C.5, we can evaluate the convergence rate of $B_{n,2}(\delta; t)$. The following two lemmas analyze those second order remainder terms in the presence of censoring process.

Lemma C.8. *Let $\psi(\mathbb{P}; Q)$ be a mean outcome under intervention Q for a population corresponding to observed data distribution \mathbb{P} , and let $\varphi^*(z; \boldsymbol{\eta}, t)$ denote its efficient influence function when Q does not depend on \mathbb{P} for given t , as given in Lemma C.4. For another*

data distribution $\bar{\mathbb{P}}$, let $\bar{\boldsymbol{\eta}}$ denote the corresponding nuisance functions. Then we have von Mises type expansion

$$\begin{aligned}\psi(\bar{\mathbb{P}}; Q) - \psi(\mathbb{P}; Q) &= \int \varphi^*(z; \bar{\boldsymbol{\eta}}, t) d\mathbb{P}(z) \\ &\quad + \sum_{t=1}^2 \sum_{s=1}^t \int (m_t^* - \bar{m}_t) \left(\prod_{r=1}^t dQ_r d\mathbb{P}_r \right) \left(\frac{d\pi_s - d\bar{\pi}_s}{d\bar{\pi}_s} \right) \left(\frac{d\omega_s}{d\bar{\omega}_s} \right) \prod_{r=1}^{s-1} \left(\frac{d\pi_r}{d\bar{\pi}_r} \frac{d\omega_r}{d\bar{\omega}_r} \right) \\ &\quad + \sum_{t=1}^2 \sum_{s=1}^t \int (m_t^* - \bar{m}_t) \left(\prod_{r=1}^t dQ_r d\mathbb{P}_r \right) \left(\frac{d\omega_s - d\bar{\omega}_s}{d\bar{\omega}_s} \right) \prod_{r=1}^{s-1} \left(\frac{d\pi_r}{d\bar{\pi}_r} \frac{d\omega_r}{d\bar{\omega}_r} \right)\end{aligned}$$

where we define

$$\begin{aligned}\bar{m}_t &= \int \bar{m}_{t+1} dQ_{t+1} d\bar{\mathbb{P}}_{t+1}, & m_t^* &= \int \bar{m}_{t+1} dQ_{t+1} d\mathbb{P}_{t+1}, \\ dQ_t &= dQ_t(A_t | H_t), & d\pi_t &= d\mathbb{P}(A_t | H_t), & d\mathbb{P}_t &= d\mathbb{P}(X_t | H_{t-1}, A_{t-1}), \\ d\omega_s &= d\mathbb{P}(R_{s+1} = 1 | H_s, A_s, R_s = 1), & d\bar{\omega}_s &= d\bar{\mathbb{P}}(R_{s+1} = 1 | H_s, A_s, R_s = 1).\end{aligned}$$

Proof. From Lemma C.4, we have

$$\begin{aligned}\mathbb{E}\{\varphi^*(Z; \bar{\boldsymbol{\eta}})\} &= \sum_{t=0}^t \mathbb{E} \left\{ \left(\int \bar{m}_{t+1} dQ_{t+1} - \bar{m}_t \right) \mathbb{1}(R_{t+1} = 1) \prod_{s=0}^t \left(\frac{dQ_s}{d\bar{\pi}_s} \frac{1}{d\bar{\omega}_s} \right) \right\} \\ &= \sum_{t=0}^t \mathbb{E} \left\{ \mathbb{E} \left[\left(\int \bar{m}_{t+1} dQ_{t+1} - \bar{m}_t \right) \mathbb{1}(R_{t+1} = 1) \mathbb{1}(R_t = 1) \prod_{s=0}^t \left(\frac{dQ_s}{d\bar{\pi}_s} \frac{1}{d\bar{\omega}_s} \right) \middle| H_t, A_t, R_t \right] \right\} \\ &= \sum_{t=0}^t \mathbb{E} \left\{ \mathbb{E} \left[\left(\int \bar{m}_{t+1} dQ_{t+1} - \bar{m}_t \right) \mathbb{1}(R_t = 1) \prod_{s=0}^t \left(\frac{dQ_s}{d\bar{\pi}_s} \frac{1}{d\bar{\omega}_s} \right) \middle| H_t, A_t, R_t = 1, R_{t+1} = 1 \right] \right. \\ &\quad \left. \times d\mathbb{P}(R_{t+1} = 1 | H_t, A_t, R_t = 1) \right\} \\ &= \sum_{t=0}^t \mathbb{E} \left\{ \left(\int \int \bar{m}_{t+1} dQ_{t+1} d\mathbb{P}_{t+1} - \bar{m}_t \right) \mathbb{1}(R_t = 1) d\omega_t \prod_{s=0}^t \left(\frac{dQ_s}{d\bar{\pi}_s} \frac{1}{d\bar{\omega}_s} \right) \right\} \\ &= \sum_{t=0}^t \mathbb{E} \left\{ (m_t^* - \bar{m}_t) d\omega_t \mathbb{1}(R_t = 1) \prod_{s=0}^t \left(\frac{dQ_s}{d\bar{\pi}_s} \frac{1}{d\bar{\omega}_s} \right) \right\} \\ &= \sum_{t=0}^t \int (m_t^* - \bar{m}_t) d\omega_t \prod_{s=0}^t \left\{ \left(\frac{dQ_s}{d\bar{\pi}_s} \frac{1}{d\bar{\omega}_s} \right) d\pi_s d\mathbb{P}_s d\omega_{s-1} \right\}\end{aligned}$$

where the first equality follows by the definition and linearity of expectation, the second by iterated expectation and the equivalence between $\mathbb{1}(R_{t+1} = 1)$ and $\mathbb{1}(R_{t+1} = 1, R_t = 1)$ ¹, the third by the law of total probability on conditional expectation², the fourth by the result of Lemma C.1 (i.e. $d\mathbb{P}_{t+1} = d\mathbb{P}(X_{t+1} | H_t, A_t, R_{t+1} = 1)$) and by the definition, and the fifth simply by definition. To obtain the last equality, we first apply iterated expectation conditioning on (H_t, R_t) , then do another iterated expectation conditioning

¹For $\forall t$ the event $\{R_t = 1\}$ implies $\{R_s = 1 \text{ for all } s \leq t\}$ by construction.

²For random variable X, Y, Z , it follows $\mathbb{E}[X|Y] = \sum_z \mathbb{E}[X|Y, Z = z] \mathbb{P}(Z = z|Y)$.

on $(H_{t-1}, A_{t-1}, R_{t-1})$ followed by same steps from the second, the third and the fourth equalities, and repeat these processes for $t - 2, \dots, 1$.

From the last expression, now we have

$$\begin{aligned}
& \sum_{t=0}^t \int (m_t^* - \bar{m}_t) \prod_{s=0}^t \left\{ \left(\frac{dQ_s}{d\pi_s} \frac{d\omega_s}{d\bar{\omega}_s} \right) d\pi_s d\mathbb{P}_s \right\} \\
&= \sum_{t=0}^t \int (m_t^* - \bar{m}_t) \frac{d\pi_t}{d\bar{\pi}_t} \frac{d\omega_t}{d\bar{\omega}_t} dQ_t d\mathbb{P}_t \prod_{s=0}^{t-1} \left\{ \left(\frac{dQ_s}{d\pi_s} \frac{d\omega_s}{d\bar{\omega}_s} \right) d\pi_s d\mathbb{P}_s \right\} \\
&= \sum_{t=0}^t \int (m_t^* - \bar{m}_t) \left(\frac{d\pi_t - d\bar{\pi}_t}{d\bar{\pi}_t} \right) \frac{d\omega_t}{d\bar{\omega}_t} dQ_t d\mathbb{P}_t \prod_{s=0}^{t-1} \left\{ \left(\frac{dQ_s}{d\pi_s} \frac{d\omega_s}{d\bar{\omega}_s} \right) d\pi_s d\mathbb{P}_s \right\} \\
&\quad + \sum_{t=0}^t \int (m_t^* - \bar{m}_t) \frac{d\omega_t}{d\bar{\omega}_t} dQ_t d\mathbb{P}_t \prod_{s=0}^{t-1} \left\{ \left(\frac{dQ_s}{d\pi_s} \frac{d\omega_s}{d\bar{\omega}_s} \right) d\pi_s d\mathbb{P}_s \right\} \\
&= \sum_{t=1}^t \int (m_t^* - \bar{m}_t) \left(\frac{d\pi_t - d\bar{\pi}_t}{d\bar{\pi}_t} \right) \frac{d\omega_t}{d\bar{\omega}_t} dQ_t d\mathbb{P}_t \prod_{s=0}^{t-1} \left\{ \left(\frac{dQ_s}{d\pi_s} \frac{d\omega_s}{d\bar{\omega}_s} \right) d\pi_s d\mathbb{P}_s \right\} \\
&\quad + \sum_{t=1}^t \int (m_t^* - \bar{m}_t) \left(\frac{d\omega_t - d\bar{\omega}_t}{d\bar{\omega}_t} \right) dQ_t d\mathbb{P}_t \prod_{s=0}^{t-1} \left\{ \left(\frac{dQ_s}{d\pi_s} \frac{d\omega_s}{d\bar{\omega}_s} \right) d\pi_s d\mathbb{P}_s \right\} \\
&\quad + \sum_{t=1}^t \int (m_t^* - \bar{m}_t) dQ_t d\mathbb{P}_t \prod_{s=0}^{t-1} \left\{ \left(\frac{dQ_s}{d\pi_s} \frac{d\omega_s}{d\bar{\omega}_s} \right) d\pi_s d\mathbb{P}_s \right\} + (m_0^* - \bar{m}_0)
\end{aligned}$$

, where all the algebras are basically adding and subtracting the same term after some rearrangement. Note that we use the convention from earlier lemmas that all the quantities with negative times such as dQ_{-1} are set to one. If we repeat above process t times we obtain the following identity.

$$\begin{aligned}
& \sum_{t=0}^t \int (m_t^* - \bar{m}_t) \prod_{s=0}^t \left\{ \left(\frac{dQ_s}{d\pi_s} \frac{d\omega_s}{d\bar{\omega}_s} \right) d\pi_s d\mathbb{P}_s \right\} \\
&= \sum_{t=1}^t \sum_{s=1}^t \int (m_t^* - \bar{m}_t) \left(\prod_{r=s}^t dQ_r d\mathbb{P}_r \right) \left(\frac{d\pi_s - d\bar{\pi}_s}{d\bar{\pi}_s} \right) \frac{d\omega_s}{d\bar{\omega}_s} \prod_{r=1}^{s-1} \left\{ \left(\frac{dQ_r}{d\pi_r} \frac{d\omega_r}{d\bar{\omega}_r} \right) d\pi_r d\mathbb{P}_r \right\} \\
&\quad + \sum_{t=1}^t \sum_{s=1}^t \int (m_t^* - \bar{m}_t) \left(\prod_{r=s}^t dQ_r d\mathbb{P}_r \right) \left(\frac{d\omega_s - d\bar{\omega}_s}{d\bar{\omega}_s} \right) \prod_{r=1}^{s-1} \left\{ \left(\frac{dQ_r}{d\pi_r} \frac{d\omega_r}{d\bar{\omega}_r} \right) d\pi_r d\mathbb{P}_r \right\} \\
&\quad + \sum_{t=1}^t \int (m_t^* - \bar{m}_t) \left(\prod_{s=1}^t dQ_s d\mathbb{P}_s \right) + (m_0^* - \bar{m}_0)
\end{aligned}$$

However, by last part of Lemma 5 in Kennedy [2019] we have

$$\sum_{t=1}^t \int (m_t^* - \bar{m}_t) \left(\prod_{s=1}^t dQ_s d\mathbb{P}_s \right) = m_0 - m_0^*.$$

Putting all these together, after some rearranging finally we have

$$\mathbb{E}\{\varphi^*(Z; \bar{\eta})\} = m_0 - \bar{m}_0$$

$$\begin{aligned}
& + \sum_{t=1}^t \sum_{s=1}^t \int (m_t^* - \bar{m}_t) \left(\prod_{r=1}^t dQ_r d\mathbb{P}_r \right) \left(\frac{d\pi_s - d\bar{\pi}_s}{\bar{\pi}_s} \right) \left(\frac{d\omega_s}{d\bar{\omega}_s} \right) \prod_{r=1}^{s-1} \left(\frac{d\pi_r}{d\bar{\pi}_r} \frac{d\omega_r}{d\bar{\omega}_r} \right) \\
& + \sum_{t=1}^t \sum_{s=1}^t \int (m_t^* - \bar{m}_t) \left(\prod_{r=1}^t dQ_r d\mathbb{P}_r \right) \left(\frac{d\omega_s - d\bar{\omega}_s}{d\bar{\omega}_s} \right) \prod_{r=1}^{s-1} \left(\frac{d\pi_r}{d\bar{\pi}_r} \frac{d\omega_r}{d\bar{\omega}_r} \right)
\end{aligned}$$

, which yields the formula we have in Lemma C.8. \square

Lemma C.9. Let $\zeta^*(z; \bar{\eta}, t)$ denote the contribution to the efficient influence function $\varphi^*(z; \eta, t)$ due to dependence between \mathbb{P} and Q as given in Lemma C.5. Then for two different intervention distributions Q and \bar{Q} whose corresponding densities are dQ_t and $d\bar{Q}_t$ respectively with respect to some dominating measure for $t = 1, \dots, t$, we have von Mises type expansion

$$\begin{aligned}
\psi(\mathbb{P}; \bar{Q}) - \psi(\mathbb{P}; Q) &= \int \zeta^*(z; \bar{\eta}, t) d\mathbb{P}(z) \\
&+ \sum_{t=1}^t \int \bar{\phi}_t d\pi_t (m_t - \bar{m}_t) d\nu d\mathbb{P}_t \prod_{s=0}^{t-1} \left(\frac{d\bar{Q}_s}{d\bar{\pi}_s} \frac{1}{d\bar{\omega}_s} \right) d\pi_s d\mathbb{P}_s d\omega_s \\
&+ \sum_{t=1}^t \sum_{s=1}^t \int \bar{\phi}_t d\pi_t m_t d\nu d\mathbb{P}_t \left(\prod_{r=0}^{t-1} d\bar{Q}_r d\mathbb{P}_r \right) \left(\frac{d\bar{\pi}_s - d\pi_s}{d\bar{\pi}_s} \right) \left(\frac{d\omega_s}{d\bar{\omega}_s} \right) \prod_{r=1}^{s-1} \left(\frac{d\pi_r}{d\bar{\pi}_r} \frac{d\omega_r}{d\bar{\omega}_r} \right) \\
&+ \sum_{t=1}^t \sum_{s=1}^t \int \bar{\phi}_t d\pi_t m_t d\nu d\mathbb{P}_t \left(\prod_{r=0}^{t-1} d\bar{Q}_r d\mathbb{P}_r \right) \left(\frac{d\bar{\omega}_s - d\omega_s}{d\bar{\omega}_s} \right) \prod_{r=1}^{s-1} \left(\frac{d\pi_r}{d\bar{\pi}_r} \frac{d\omega_r}{d\bar{\omega}_r} \right) \\
&+ \sum_{t=1}^t \int m_t (d\bar{Q}_t - dQ_t - \bar{\phi}_t d\pi_t d\nu) d\mathbb{P}_t \left(\prod_{s=0}^{t-1} d\bar{Q}_s d\mathbb{P}_s \right)
\end{aligned}$$

where we define all the notation in the same way in Lemma C.8.

Proof. From Lemma 6 in Kennedy [2019] and by Lemma C.1, we have

$$\begin{aligned}
\Psi(\mathbb{P}; \bar{Q}) - \Psi(\mathbb{P}; Q) &= \int m_T \left(\prod_{t=1}^T d\bar{Q}_t d\mathbb{P}_t - \prod_{t=1}^T dQ_t d\mathbb{P}_t \right) \\
&= \sum_{t=1}^t \int m_t (d\bar{Q}_t - dQ_t) d\mathbb{P}_t \prod_{s=0}^{t-1} d\bar{Q}_s d\mathbb{P}_s.
\end{aligned}$$

Next, for the expected contribution to the influence function due to estimating Q when it depends on \mathbb{P} , we have that

$$\begin{aligned}
\mathbb{E}[\zeta^*(Z; \bar{\eta})] &= \mathbb{E} \left[\sum_{t=1}^t \int \bar{\phi}_t \bar{m}_t d\nu \left(\prod_{s=0}^{t-1} \frac{d\bar{Q}_s}{d\bar{\pi}_s} \frac{1}{d\bar{\omega}_s} \right) \mathbb{1}(R_t = 1) \right] \\
&= \sum_{t=1}^t \mathbb{E} \left[\int \bar{\phi}_t d\pi_t \bar{m}_t d\nu \left(\prod_{s=0}^{t-1} \frac{d\bar{Q}_s}{d\bar{\pi}_s} \frac{1}{d\bar{\omega}_s} \right) \mathbb{1}(R_t = 1) \mathbb{1}(R_{t-1} = 1) \right] \\
&= \sum_{t=1}^t \mathbb{E} \left\{ \left[\int \bar{\phi}_t d\pi_t \bar{m}_t d\nu d\mathbb{P}_t \left(\prod_{s=0}^{t-1} \frac{d\bar{Q}_s}{d\bar{\pi}_s} \frac{1}{d\bar{\omega}_s} \right) \mathbb{1}(R_{t-1} = 1) \right] d\mathbb{P}(R_t = 1 \mid H_{t-1}, A_{t-1}, R_{t-1} = 1) \right\}
\end{aligned}$$

$$\begin{aligned}
&= \sum_{t=1}^t \mathbb{E} \left\{ \int \bar{\phi}_t d\pi_t \bar{m}_t d\nu d\mathbb{P}_t \prod_{s=0}^{t-1} \left(\frac{d\bar{Q}_s}{d\bar{\pi}_s} \frac{1}{d\bar{\omega}_s} \right) d\omega_{t-1} \mathbb{1}(R_{t-1} = 1) \right\} \\
&= \sum_{t=1}^t \int \bar{\phi}_t d\pi_t \bar{m}_t d\nu d\mathbb{P}_t \prod_{s=0}^{t-1} \left(\frac{d\bar{Q}_s}{d\bar{\pi}_s} \frac{1}{d\bar{\omega}_s} \right) d\pi_s d\mathbb{P}_s d\omega_s
\end{aligned}$$

where the first equality by definition, the second by iterated expectation conditioning on (H_t, R_t) and equivalence between $\mathbb{1}(R_t = 1)\mathbb{1}(R_{t-1} = 1)$ and $\mathbb{1}(R_t = 1)$, the third by iterated expectation conditioning on $(H_{t-1}, A_{t-1}, R_{t-1})$ and law of total probability, and the fifth by repeating the process T times. Details follow almost the same logic as in Lemma C.8.

Now, we further expand our last expression as

$$\begin{aligned}
&\sum_{t=1}^t \int \bar{\phi}_t d\pi_t \bar{m}_t d\nu d\mathbb{P}_t \prod_{s=0}^{t-1} \left(\frac{d\bar{Q}_s}{d\bar{\pi}_s} \frac{1}{d\bar{\omega}_s} \right) d\pi_s d\mathbb{P}_s d\omega_s \\
&= \sum_{t=1}^t \int \bar{\phi}_t d\pi_t (\bar{m}_t - m_t) d\nu d\mathbb{P}_t \prod_{s=0}^{t-1} \left(\frac{d\bar{Q}_s}{d\bar{\pi}_s} \frac{1}{d\bar{\omega}_s} \right) d\pi_s d\mathbb{P}_s d\omega_s \\
&\quad + \sum_{t=1}^t \int \bar{\phi}_t d\pi_t m_t d\nu d\mathbb{P}_t \prod_{s=0}^{t-1} \left(\frac{d\bar{Q}_s}{d\bar{\pi}_s} \frac{1}{d\bar{\omega}_s} \right) d\pi_s d\mathbb{P}_s d\omega_s \\
&= \sum_{t=1}^t \int \bar{\phi}_t d\pi_t (\bar{m}_t - m_t) d\nu d\mathbb{P}_t \prod_{s=0}^{t-1} \left(\frac{d\bar{Q}_s}{d\bar{\pi}_s} \frac{1}{d\bar{\omega}_s} \right) d\pi_s d\mathbb{P}_s d\omega_s \\
&\quad + \sum_{t=1}^t \sum_{s=1}^t \int \bar{\phi}_t d\pi_t m_t d\nu d\mathbb{P}_t \left(\prod_{r=0}^{t-1} d\bar{Q}_r d\mathbb{P}_r \right) \left(\frac{d\pi_s - d\bar{\pi}_s}{d\bar{\pi}_s} \right) \left(\frac{d\omega_s}{d\bar{\omega}_s} \right) \prod_{r=1}^{s-1} \left(\frac{d\pi_r}{d\bar{\pi}_r} \frac{d\omega_r}{d\bar{\omega}_r} \right) \\
&\quad + \sum_{t=1}^t \sum_{s=1}^t \int \bar{\phi}_t d\pi_t m_t d\nu d\mathbb{P}_t \left(\prod_{r=0}^{t-1} d\bar{Q}_r d\mathbb{P}_r \right) \left(\frac{d\omega_s - d\bar{\omega}_s}{d\bar{\omega}_s} \right) \prod_{r=1}^{s-1} \left(\frac{d\pi_r}{d\bar{\pi}_r} \frac{d\omega_r}{d\bar{\omega}_r} \right) \\
&\quad + \sum_{t=1}^t \int \bar{\phi}_t d\pi_t m_t d\nu d\mathbb{P}_t \left(\prod_{s=0}^{t-1} d\bar{Q}_s d\mathbb{P}_s \right)
\end{aligned}$$

where the first equality follows by adding and subtracting the second term, and the second by the same steps used in Lemma C.8.

With the last term in the last expression above, it follows

$$\begin{aligned}
\Psi(\mathbb{P}; \bar{Q}) - \Psi(\mathbb{P}; Q) &- \sum_{t=1}^t \int \bar{\phi}_t d\pi_t m_t d\nu d\mathbb{P}_t \left(\prod_{s=0}^{t-1} d\bar{Q}_s d\mathbb{P}_s \right) \\
&= \sum_{t=1}^t \int m_t (d\bar{Q}_t - dQ_t - \bar{\phi}_t d\pi_t d\nu) d\mathbb{P}_t \left(\prod_{s=0}^{t-1} d\bar{Q}_s d\mathbb{P}_s \right).
\end{aligned}$$

Putting these all together, finally we have

$$\begin{aligned}
\Psi(\mathbb{P}; \bar{Q}) - \Psi(\mathbb{P}; Q) &= \mathbb{E}[\zeta^*(Z; \bar{\eta})] \\
&\quad + \sum_{t=1}^t \int \bar{\phi}_t d\pi_t (m_t - \bar{m}_t) d\nu d\mathbb{P}_t \prod_{s=0}^{t-1} \left(\frac{d\bar{Q}_s}{d\bar{\pi}_s} \frac{1}{d\bar{\omega}_s} \right) d\pi_s d\mathbb{P}_s d\omega_s
\end{aligned}$$

$$\begin{aligned}
& + \sum_{t=1}^t \sum_{s=1}^t \int \bar{\phi}_t d\pi_t m_t d\nu d\mathbb{P}_t \left(\prod_{r=0}^{t-1} d\bar{Q}_r d\mathbb{P}_r \right) \left(\frac{d\bar{\pi}_s - d\pi_s}{d\bar{\pi}_s} \right) \left(\frac{d\omega_s}{d\bar{\omega}_s} \right) \prod_{r=1}^{s-1} \left(\frac{d\pi_r}{d\bar{\pi}_r} \frac{d\omega_r}{d\bar{\omega}_r} \right) \\
& + \sum_{t=1}^t \sum_{s=1}^t \int \bar{\phi}_t d\pi_t m_t d\nu d\mathbb{P}_t \left(\prod_{r=0}^{t-1} d\bar{Q}_r d\mathbb{P}_r \right) \left(\frac{d\bar{\omega}_s - d\omega_s}{d\bar{\omega}_s} \right) \prod_{r=1}^{s-1} \left(\frac{d\pi_r}{d\bar{\pi}_r} \frac{d\omega_r}{d\bar{\omega}_r} \right) \\
& + \sum_{t=1}^t \int m_t (d\bar{Q}_t - dQ_t - \bar{\phi}_t d\pi_t d\nu) d\mathbb{P}_t \left(\prod_{s=0}^{t-1} d\bar{Q}_s d\mathbb{P}_s \right)
\end{aligned}$$

which is the result of the lemma. \square

Finally, the next Lemma concludes the proof of the second statement and thus completes the proof of the Theorem 5.1. In fact, it is this lemma that substantiates why having all nuisance functions estimated at rate of $n^{-1/4}$ can be one sufficient condition.

Lemma C.10. *Remainders of the von Mises expansion from Lemma C.8 and C.9 are both diminishing at rate of $n^{-\frac{1}{2}}$ uniformly in δ , if*

$$\left(\sup_{\delta \in \mathcal{D}} \|m_{\delta,t} - \hat{m}_{\delta,t}\| + |\pi_t - \hat{\pi}_t| \right) \left(\|\pi_s - \bar{\pi}_s\| + \|\omega_s - \bar{\omega}_s\| \right) = o_{\mathbb{P}} \left(\frac{1}{\sqrt{n}} \right),$$

for $\forall s \leq t \leq T$.

Proof. The remainder term of the Von Mises type expansion from Lemma C.8 equals

$$\begin{aligned}
& \sum_{t=1}^t \sum_{s=1}^t \int (m_t^* - \bar{m}_t) \left(\prod_{r=1}^t dQ_r d\mathbb{P}_r \right) \left(\frac{d\pi_s - d\bar{\pi}_s}{d\bar{\pi}_s} \right) \left(\frac{d\omega_s}{d\bar{\omega}_s} \right) \prod_{r=1}^{s-1} \left(\frac{d\pi_r}{d\bar{\pi}_r} \frac{d\omega_r}{d\bar{\omega}_r} \right) \\
& + \sum_{t=1}^t \sum_{s=1}^t \int (m_t^* - \bar{m}_t) \left(\prod_{r=1}^t dQ_r d\mathbb{P}_r \right) \left(\frac{d\omega_s - d\bar{\omega}_s}{d\bar{\omega}_s} \right) \prod_{r=1}^{s-1} \left(\frac{d\pi_r}{d\bar{\pi}_r} \frac{d\omega_r}{d\bar{\omega}_r} \right) \\
& = \sum_{t=1}^t \sum_{s=1}^t \int \left\{ (\bar{m}_{t+1} - m_{t+1}) dQ_{t+1} d\mathbb{P}_{t+1} + (m_t - \bar{m}_t) \right\} \left(\prod_{r=1}^t dQ_r d\mathbb{P}_r \right) \left(\frac{d\pi_s - d\bar{\pi}_s}{d\bar{\pi}_s} \right) \left(\frac{d\omega_s}{d\bar{\omega}_s} \right) \prod_{r=1}^{s-1} \left(\frac{d\pi_r}{d\bar{\pi}_r} \frac{d\omega_r}{d\bar{\omega}_r} \right) \\
& + \sum_{t=1}^t \sum_{s=1}^t \int \left\{ (\bar{m}_{t+1} - m_{t+1}) dQ_{t+1} d\mathbb{P}_{t+1} + (m_t - \bar{m}_t) \right\} \left(\prod_{r=1}^t dQ_r d\mathbb{P}_r \right) \left(\frac{d\omega_s - d\bar{\omega}_s}{d\bar{\omega}_s} \right) \prod_{r=1}^{s-1} \left(\frac{d\pi_r}{d\bar{\pi}_r} \frac{d\omega_r}{d\bar{\omega}_r} \right) \\
& \lesssim \sum_{t=1}^t \left(\|\bar{m}_{t+1} - m_{t+1}\| + |m_t - \bar{m}_t| \right) \sum_{s=1}^t \left(\|\pi_s - \bar{\pi}_s\| + \|\omega_s - \bar{\omega}_s\| \right)
\end{aligned}$$

where we obtain the first inequality simply by adding and subtracting m_t .

For the remainder term from Lemma C.9, first note that by Lemma C.1 the following results stated in Kennedy [2019] also holds for our case:

$$\begin{aligned}
\int \bar{\phi}_t d\pi_t &= \frac{\delta(2a_t - 1)(\pi_t - \bar{\pi}_t)}{(\delta\bar{\pi}_t + 1 - \bar{\pi}_t)^2}, \\
d\bar{Q}_t - dQ_t - \int \bar{\phi}_t d\pi_t &= \frac{\delta(\delta - 1)(2a_t - 1)(\bar{\pi}_t - \pi_t)^2}{(\delta\bar{\pi}_t + 1 - \bar{\pi}_t)^2(\delta\pi_t + 1 - \pi_t)}.
\end{aligned}$$

where we additionally condition $R_t = 1$ for $\pi_t, \bar{\pi}_t$ in our case. Hence, it immediately follows that the remainder from Lemma C.9 is

$$\begin{aligned}
& \sum_{t=1}^t \int \bar{\phi}_t d\pi_t (m_t - \bar{m}_t) d\nu d\mathbb{P}_t \prod_{s=0}^{t-1} \left(\frac{d\bar{Q}_s}{d\bar{\pi}_s} \frac{1}{d\bar{\omega}_s} \right) d\pi_s d\mathbb{P}_s d\omega_s \\
& + \sum_{t=1}^t \sum_{s=1}^t \int \bar{\phi}_t d\pi_t m_t d\nu d\mathbb{P}_t \left(\prod_{r=0}^{t-1} d\bar{Q}_r d\mathbb{P}_r \right) \left(\frac{d\bar{\pi}_s - d\pi_s}{d\bar{\pi}_s} \right) \left(\frac{d\omega_s}{d\bar{\omega}_s} \right) \prod_{r=1}^{s-1} \left(\frac{d\pi_r}{d\bar{\pi}_r} \frac{d\omega_r}{d\bar{\omega}_r} \right) \\
& + \sum_{t=1}^t \sum_{s=1}^t \int \bar{\phi}_t d\pi_t m_t d\nu d\mathbb{P}_t \left(\prod_{r=0}^{t-1} d\bar{Q}_r d\mathbb{P}_r \right) \left(\frac{d\bar{\omega}_s - d\omega_s}{d\bar{\omega}_s} \right) \prod_{r=1}^{s-1} \left(\frac{d\pi_r}{d\bar{\pi}_r} \frac{d\omega_r}{d\bar{\omega}_r} \right) \\
& + \sum_{t=1}^t \int m_t (d\bar{Q}_t - dQ_t - \bar{\phi}_t d\pi_t d\nu) d\mathbb{P}_t \left(\prod_{s=0}^{t-1} d\bar{Q}_s d\mathbb{P}_s \right) \\
& \lesssim \sum_{t=1}^t |\pi_t - \bar{\pi}_t| \left\{ |m_t - \bar{m}_t| + \sum_{s=1}^t \left(\|\pi_s - \bar{\pi}_s\| + \|\omega_s - \bar{\omega}_s\| \right) + |\pi_t - \bar{\pi}_t| \right\}.
\end{aligned}$$

Therefore, supported by the condition 4) in Theorem 5.1, if we have

$$\left(\sup_{\delta \in \mathcal{D}} \|m_{\delta,t} - \hat{m}_{\delta,t}\| + |\pi_t - \hat{\pi}_t| \right) \left(\|\pi_s - \bar{\pi}_s\| + \|\omega_s - \bar{\omega}_s\| \right) = o_{\mathbb{P}} \left(\frac{1}{\sqrt{n}} \right),$$

for $\forall s \leq t \leq t$, both of the remainders from Lemma C.8 and C.9 are diminishing at rate of $n^{-\frac{1}{2}}$ uniformly in δ . \square

C.9 Rationality of using multiplier bootstrap from Kennedy [2019]

As in the proof of Theorem 5.1, we let

Proof.

$$\|f\|_{\mathcal{D}, \mathcal{T}} \equiv \sup_{\delta \in \mathcal{D}, t \in \mathcal{T}} |f(\delta, t)|$$

and define the processes

$$\begin{aligned}
\hat{\Psi}_n(\delta, t) & \equiv \sqrt{n} \{ \hat{\psi}_t(\delta) - \psi_t(\delta) \} / \hat{\sigma}(\delta, t) \\
\hat{\Psi}_n^*(\delta, t) & \equiv \mathbb{G}_n \left[\varepsilon \{ \varphi(Z; \hat{\boldsymbol{\eta}}_{-S}, \delta, t) - \hat{\psi}_t(\delta) \} / \hat{\sigma}(\delta, t) \right] \\
\Psi_n^*(\delta, t) & \equiv \mathbb{G}_n \left[\varepsilon \{ \varphi(Z; \boldsymbol{\eta}, \delta, t) - \psi(t; \delta) \} / \sigma(\delta, t) \right]
\end{aligned}$$

where we let the star superscripts denote multiplier bootstrap processes defined in Theorem 4 of Kennedy [2019] and let \mathbb{G} be a mean-zero Gaussian process with covariance $\mathbb{E}[\mathbb{G}(\delta_1; t) \mathbb{G}(\delta_2; t)] = \mathbb{E}[\tilde{\varphi}(Z; \boldsymbol{\eta}, \delta_1, t_1) \tilde{\varphi}(Z; \boldsymbol{\eta}, \delta_2, t_2)]$ as defined in Theorem 5.1 in the main text.

From above setup and the result of Theorem 5.1 it only requires to show

$$\left| \mathbb{P} \left(\|\hat{\Psi}_n\|_{\mathcal{D}, \mathcal{T}} \leq \hat{c}_\alpha \right) - \mathbb{P} \left(\|\hat{\Psi}_n^*\|_{\mathcal{D}, \mathcal{T}} \leq \hat{c}_\alpha \right) \right| = o(1),$$

since $\mathbb{P} \left(\|\hat{\Psi}_n^*\|_{\mathcal{D}, \mathcal{T}} \leq \hat{c}_\alpha \right) = 1 - \alpha$ by definition. The proof is very straightforward since we already have shown $\|\hat{\Psi}_n - \Psi_n\|_{\mathcal{D}, \mathcal{T}} = o_{\mathbb{P}}(1)$ in the proof of Theorem 5.1, which implies

that $\left| \widehat{\Psi}_n^*|_{\mathcal{D}, \mathcal{T}} - \Psi_n^*|_{\mathcal{D}, \mathcal{T}} \right| = o_{\mathbb{P}}(1)$. Furthermore since we are adding only finite number of discrete timepoints into the function class used in the proof of Theorem 4 in Kennedy [2019], Lemma 2.3. in Chernozhukov et al. [2014] and Corollary 2.2 in Belloni et al. [2015] are still valid in our case and thereby the exact same argument used in the proof of Theorem 4 in Kennedy [2019] follows to conclude the above statement.

□