

More Hierarchy in Route Planning Using Edge Hierarchies

Demian Hesse

Karlsruhe Institute of Technology, Germany

www.kit.edu

hesse@kit.edu

Peter Sanders

Karlsruhe Institute of Technology, Germany

www.kit.edu

sanders@kit.edu

Abstract

A highly successful approach to route planning in networks (particularly road networks) is to identify a hierarchy in the network that allows faster queries after some preprocessing that basically inserts additional “shortcut”-edges into a graph. In the past there has been a succession of techniques that infer a more and more fine grained hierarchy enabling increasingly more efficient queries. This appeared to culminate in contraction hierarchies that assign one hierarchy level to each *vertex*.

In this paper we show how to identify an even more fine grained hierarchy that assigns one level to each *edge* of the network. Our findings indicate that this can lead to considerably smaller search spaces in terms of visited edges. Currently, this does not result in improved query times so that it remains an open question whether these edge hierarchies can lead to overall improved performance. However, we believe that the technique as such is a noteworthy enrichment of the portfolio of available techniques that might prove useful in the future.

Keywords and phrases shortest path, hierarchy, road networks, preprocessing

1 Introduction

Computing shortest, fastest, or otherwise optimal routes in networks is fundamental problem needed in many applications. For road networks alone there are multiple important applications, e.g., car navigation, traffic simulation, planning in logistics, etc. An important approach to fast route planning is to preprocess the network in such a way that subsequent queries are accelerated. In this paper we focus on point-to-point queries in road networks but note that other types of queries or networks might also be supported in a way analogous to previous applications of contraction hierarchies [12, 3].

A particularly successful class of preprocessing techniques for road networks is to exploit hierarchy in the network. An informal way to describe this is, that “usually”, the farther away we are from source or destination, the more important are the roads we use. Hierarchical route planning techniques had a history in becoming more aggressive in exploiting the hierarchy resulting in smaller and smaller search spaces. This began with early heuristics based on road categories [15, 16] and later used exact techniques that insert *shortcut edges*. Shortcuts encode that certain subpaths are important and, together with an appropriate query algorithm, ensure that optimal paths can be found using hierarchical routing techniques. Such techniques include overlay graphs [22, 7], reach based routing [14], highway hierarchies [20] and highway node routing [21] – so far culminating in contraction hierarchies (CHs) [11, 12, 9].

CHs order the *vertices* of the network by importance, i.e., we conceptually have n levels of hierarchy in a network with n vertices. By inserting appropriate shortcuts, CHs ensure that there exists an *up-down path* between any pair of vertices that is a shortest path. An up-down path progresses from the source vertex to more important vertices and then descends to less

important vertices until reaching the destination. CHs are widely used since they are simple, allow fast preprocessing using little space and lead to very small search space.

In this paper we introduce *edge hierarchies* (EHs) as an even more fine grained way to define hierarchy in the network. EHs order *edges* rather than vertices by importance. They keep the concept of up-down paths resulting in a very simple query algorithm. Intuitively, this should further reduce search spaces. EHs – in contrast to CHs – only have to explore edges out of a vertex v that are more important than the edge leading to v in the current query. Also note that EHs are very close to the informal definition of hierarchical routing that we gave above.

After introducing basic terms and techniques in Section 2 and discussing further related work in Section 3, we describe EHs in detail in Section 4. While the basic query algorithm is simple by design, a preprocessing algorithm finding the “right” shortcuts turns out to be much more complicated. We also discuss some basic techniques for pruning the query search space.

In Section 5.2 we perform an experimental evaluation using large real world road networks and different cost functions. It turns out that EHs relax significantly less edges than CHs in particular for cost functions that are known to be difficult for CHs – with distance as the main optimization criterion and/or explicit modeling of turn penalties. Unfortunately, the overall query time is slightly worse than CHs and preprocessing time is considerably larger. Overall, EHs are thus an intriguing concept with considerable potential but they need further research to find out whether they will eventually be useful in some applications. In Section 6 we discuss possible research in this direction.

2 Preliminaries

In this paper, we consider directed and weighted graphs $G = (V, E, w)$, where V is a set of *vertices*, $E \subseteq V \times V$ a set of *edges* connecting vertices and $w : E \rightarrow \mathbb{R}_0^+$ a non-negative edge weight function. A path is a sequence of vertices (v_0, \dots, v_n) such that $(v_i, v_{i+1}) \in E$ for $0 \leq i < n$. The *length* of a path is the sum of its edge weights. The length of a shortest path with source vertex s and target vertex t is also called the *distance* between s and t , or $\text{dist}(s, t)$.

The classical algorithm for finding shortest paths is Dijkstra’s algorithm [10]. It maintains a *distance label* (dist) for each vertex and repeatably *settles* the vertex u with the currently smallest distance label among all unsettled vertices. It then *relaxes* all outgoing edges (u, v) by setting $\text{dist}(v) \leftarrow \min(\text{dist}(v), \text{dist}(u) + w(u, v))$. In the *bidirectional* version of Dijkstra’s algorithm, the *forward* search from s is complemented by a *backward* search from t that only considers incoming edges of the settled vertices.

A *shortcut* is an edge whose length corresponds to the length of some nontrivial path in the graph. For example, for edges $e_1 = (u, v)$ and $e_2 = (v, w)$, a shortcut $e_s = (u, w)$ with $w(e_s) = w(e_1) + w(e_2)$ can be added to the graph. Note that adding shortcuts does not change the distance for any pair of vertices in the graph. Also, by storing skipped vertices, we can recursively *unpack* shortcuts, e.g., by replacing e_s with e_1 and e_2 to find the corresponding path that only uses original (non-shortcut) edges.

Contraction Hierarchies [11, 12, 9] use shortcuts to build a hierarchy where every vertex is on its own level. Vertices are repeatably removed from the graph in order of a measure of importance. If for any pair of incoming and outgoing neighbors u, w the removed vertex v is on the *only* shortest path (u, v, w) , then a shortcut (u, w) is added. Whether this shortcut is necessary is determined by a so-called *witness search* that runs a shortest path search

starting at u on the *overlay graph*. The overlay graph consists of all vertices not yet removed and all edges incident to these vertices. The witness search can be restricted to stop after settling a small amount of vertices. This might add unnecessary shortcuts but does not affect correctness, while having the potential to speed up the algorithm. Vertex importance is usually determined by a combination of different measures. Metrics successfully implemented in previous work (and used in the implementation we compare against in our evaluation) are the amount of shortcuts added when a vertex were removed next, the number of *hops* represented by these shortcuts and an additional *level* metric that helps removing vertices uniformly throughout the graph. These numbers have in common that they only change when a neighbor of a vertex is removed from the graph. The algorithm therefore maintains all vertices in a priority queue with their importance as key. When a vertex is removed, the importance of its neighbors are updated. The query algorithm is a bidirectional Dijkstra search that only relaxes edges that connect a vertex to a more (less) important vertex in the forward (backward) search. Due to this, edges only need to be stored at the end point that is removed first.

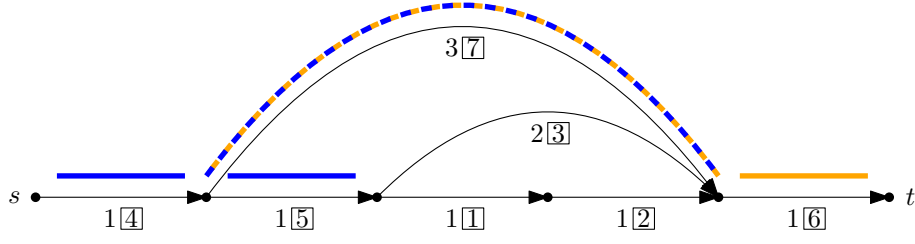
3 More Related Work

There has been a lot of work on route planning. Refer to [3] for a recent overview. Here we only give selected references to place EHs into the big picture. Besides hierarchical route planning techniques there are also techniques which direct the shortest path search towards the goal (e.g., landmarks [13], precomputed cluster distances [18], arc flags [19]). On road networks goal directed techniques are usually inferior to hierarchical ones since they need considerably more query or preprocessing time. However, combining goal directed and hierarchical route planning is a useful approach [13, 6]. We expect that this is also possible for EHs using the same techniques as used before. Other techniques allow very fast queries by building shortest paths directly from two (hub labeling [1]) or three (transit node routing [4, 2]) precomputed shortcuts without requiring a graph search. However, these methods require considerably more space than EHs.

4 Edge Hierarchies

The main idea of EHs is to provide a precomputed data structure that allows queries similar to those of CHs: All shortest paths can be found by a bidirectional Dijkstra search that only searches “upwards”. In contrast to CHs, which build a hierarchy of vertices, EHs build a hierarchy of edges. Let $r(u, v)$ denote the *rank* assigned to the edge (u, v) . Then, paths found by an EH query have the form $(s = v_0, \dots, v_m, \dots, v_n = t)$ with $r(v_{i-1}, v_i) \leq r(v_i, v_{i+1})$ for $0 < i \leq m$ and $r(v_{i-1}, v_i) \geq r(v_i, v_{i+1})$ for $m < i < n$ (allowing $s = m$ or $t = m$). In line with the terminology from CHs, we call such paths *up-down paths*.

The EH query is a modified version of the bidirectional variant of Dijkstra’s algorithm: In addition to the distance label dist , we maintain a rank label r at every node, set to 0 for s and t . When settling a vertex u , only edges with $r(u, v) \geq r(u)$ are relaxed. Whenever $\text{dist}(v)$ is updated while relaxing an edge (u, v) , $r(v)$ is set to $r(u, v)$. For a stopping condition, the algorithm maintains an upper bound \bar{d} for $\text{dist}(s, t)$ (initially ∞) which is updated whenever a vertex is settled that has already been settled from the other direction. No edges leaving vertices with $\text{dist}(v) > \bar{d}$ are relaxed. Figure 1 illustrates the search space of an Edge Hierarchy Query. Note how the edges ranked 2 and 3 are not in the search space of the backward search, even though its target vertex is settled.



■ **Figure 1** Search space of an EH Query. Blue edges are in the search space of the forward search, orange edges are in the search space of the backward search. Boxed numbers are edge ranks, unboxed numbers are edge weights.

Algorithm 1: BuildEdgeHierarchy

```

currentRank  $\leftarrow$  0;
while Unranked edges remain do
    Pick unranked edge  $(u, v)$ ;
     $r(u, v) \leftarrow$  currentRank++;
    for all unranked edges  $(u', u)$  do
        for all unranked edges  $(v, v')$  do
            if  $\text{dist}(u', v') = w(u', u) + w(u, v) + w(v, v')$  then
                | Add shortcut  $(u', v)$  or  $(u, v')$ ; // Or adjust weight + unset rank
            end
        end
    end
end

```

Algorithm 1 shows an algorithm template for constructing an EH. Initially, all edges are unranked (which we will treat as rank ∞). In iteration i , we pick an unranked edge (u, v) and set its rank to i . We then iterate over all unranked edges (u', u) and (v, v') and test whether (u', u, v, v') is a shortest path. If yes, we add either (u', v) or (u, v') as a shortcut. If either of these two edges already exists, we instead adjust its weight and reset its rank to ∞ , if it was already ranked before.

► **Theorem 1.** *For every pair of vertices s and t , such that there is a path from s to t in the input graph, Algorithm 1 assigns ranks and adds shortcuts such that there is a shortest up-down path from s to t .*

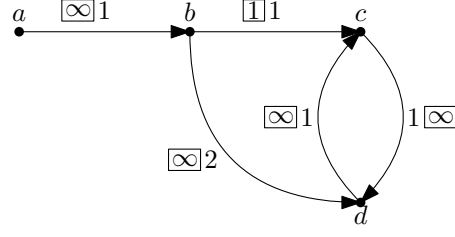
Proof. We prove this by showing the following: If at the beginning of iteration i , there is a shortest path from s to t that only uses unranked edges, then in iteration $j > i$, there exists an up-down-path p from s to t that only uses edges of rank $\geq i$. As at the beginning of the first iteration, all edges are unranked, this proves the theorem.

In iteration i , an edge e gets ranked. Let p be a shortest path from s to t consisting only of unranked edges. If e is not part of p , then p is still a shortest path that only uses unranked (rank ∞) edges (which is an up-down path by definition).

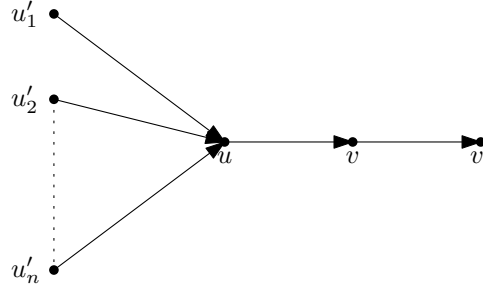
If e is at neither end of p , then a shortcut is inserted that replaces two edges of p , so there still is a shortest path only using unranked edges from s to t .

If $e = (s, v)$ (the case $e = (v, t)$ is analogous) we distinguish two cases:

1. There still exists a shortest path of unranked edges from s to v : Then there is also a path of unranked edges from s to t .



■ **Figure 2** Example showing that EH construction needs to calculate distances on the complete graph. Boxed numbers are edge ranks, unboxed numbers are edge weights.



■ **Figure 3** When ranking (u, v) , we could either add *all* shortcuts (u'_i, v) or just (u, v') .

2. There is no shortest path of unranked edges from s to v : Then (s, v) gets assigned rank i and can never change its rank (note for this, that edges can only be inserted or assigned to a different rank if there is a shortest path of unranked edges between their endpoints). Furthermore, there is a shortest path of unranked edges from v to t . By induction, in every iteration $j > i$, there will be an up-down-path from v to t that uses only edges of rank $\geq i$. By adding the edge (s, v) to the beginning of that path, we get an up-down path from s to t .

As the induction basis, note that at the end of the algorithm, no edges are unranked, so the claim holds trivially. ◀

Note that from the induction in the proof above, it follows that we can use the EH query for the distance calculation in Algorithm 1.

The algorithm can also be slightly altered by only adding a shortcut if (u', u, v, v') is the *only* remaining unranked shortest path from u' to v' . However, preliminary experiments showed that the version presented here yields better results.

An important difference to CH construction is that Algorithm 1 has to calculate distances in the complete graph, whereas CH construction only has to query the overlay graph. See Figure 2 for an example why using the overlay graph does not suffice for EHs: If (b, d) is assigned rank 2, we need to check whether $p = (a, b, d, c)$ is a shortest path. If only the overlay graph were used for the distance calculation, then we would falsely assume that p is a shortest path and add a shortcut.

4.1 Shortcut Selection

The choice of the shortcut that is added in the inner loop of Algorithm 1 can make a significant impact on the total number of shortcuts added. For example, in Figure 3, we could either add the shortcut (u, v') or *all* of the shortcuts (u'_i, v) (assuming (u'_i, u, v, v') is a shortest path for all u'_i). In contrast, in CHs there is no choice of which shortcut to add.

We minimize the number of shortcuts added using a solution to a minimum bipartite vertex cover problem for every iteration of the outer while-loop of Algorithm 1.

The problem $(U \cup V, E)$ is constructed as followed: Instead of directly adding one of the two possible shortcuts, we add the vertices u', v' to U, V respectively (if they have not been added before) and an edge between them.

After all shortcut candidates for an iteration of the outer loop have been added to the bipartite graph, we compute a minimum Vertex Cover C . Note that this can be done in polynomial time via maximum cardinality bipartite matching using König's Theorem. We then add the shortcuts (u', v) for every $u' \in U \cap C$ and (u, v') for every $v' \in V \cap C$. It is easy to verify that for every pair of candidate shortcuts, one is added. Also, every set of shortcuts added implies a Vertex Cover for the graph above, so finding a *minimum* Vertex Cover minimizes the number of shortcuts added in every iteration of the construction algorithm, given the edge that is assigned a rank.

To further minimize the number of shortcuts added, we always prefer edges already present in the graph: if (u', v) or (u, v') is already in the graph (ranked or unranked), we change its weight accordingly and reset its rank. The pair (u', v') is then not added to the minimum Vertex Cover problem described above.

4.2 Edge Selection

In every iteration of Algorithm 1, an edge is selected to rank. Our heuristic to select these edges is guided by two goals: Adding a small number of shortcut edges to the graph, and ranking edges uniformly throughout the graph. Here, we present the version that produced the best results in our preliminary experiments. Other versions that resemble the vertex selection strategies used for CHs resulted in worse preprocessing and query times.

Our heuristic works in rounds: in the beginning of each round, a set of edges to rank is selected and fixed. Only when all edges selected are ranked, a new round is started and a new set of edges is selected. Edges are selected by counting for each unranked edge e the number of new shortcuts that would be added if e was ranked. This is done by simulating an iteration of the outer while-loop of Algorithm 1 without actually adding any shortcuts to the graph and resetting $r(u, v)$ to ∞ afterwards. Then, we select all edges that cause the minimum number of shortcuts among all their incident edges.

4.3 Stalling

A technique that significantly reduces query times for CHs is called *Stall on Demand*. The idea is to stall the search at vertices that do not lie on a shortest path from s to t by checking whether a shorter path can be found via incoming (outgoing) downward edges in the forward (backward) search. This can happen because CHs only guarantee shortest up-down paths between any pairs of vertices. The same is true for EHs. We present two stalling techniques that can be used with EHs.

Stall on Demand In EHs any edge can be a downward or an upward edge depending on the rank of the edges leading to the source vertex of that edge. Stall on Demand checks *all* incoming (outgoing) edges in the forward (backward) search.

Stall in Advance Stall on Demand may relax every edge twice: Once when settling the source (target) vertex and once for stalling when settling the target (source) vertex in the forward (backward) search. *Stall in Advance* relaxes every edge at most once: When settling a vertex u , we not only relax all outgoing (incoming) edges that are ranked

higher than the path to u , but also all edges that are ranked lower. However, we do not update dist with the distance computed via the low ranked edges. Instead, we store it in a separate stallDist label. To check whether we can stall the search at vertex v , we compare $\text{dist}(v)$ at with $\text{stallDist}(v)$. If stallDist is smaller, we can stall at v .

5 Experimental Evaluation

We implement EHs in C++ and compile with gcc 7.4.0 using full optimizations (`-O3`). Our implementation of the construction algorithm is relatively straight forward without much emphasis on optimizations. For queries, we use adjacency arrays for incoming and outgoing edges and sort all edges incident to a vertex in descending order of their rank. This way we can stop iterating over a vertex's neighborhood once we find an edge with a lower rank than allowed for the current path. Additionally, we reorder the vertices in depth-first-search-post order for better memory locality. The EH *construction* algorithm uses CH queries to find the distance between two vertices and unless otherwise noted, EH queries do not use any stalling technique.

For comparison with CHs, we use the implementation from RoutingKit¹ [9] where queries use Stall on Demand.

The machine used for all experiments is equipped with 4 x Intel Xeon E5-4640 at 2.4 GHz and 512 GiB DDR3-PC1600 RAM but only a single core is utilized.

5.1 Data Sets

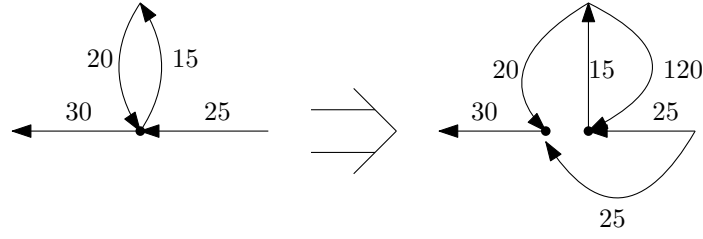
We evaluate EHs on two benchmark graphs from the DIMACS Challenge on Shortest Paths [8]: The road network of Western Europe from PTV AG with 18 million vertices and 42 million directed edges, and the TIGER/USA road network with 23 million vertices and 29 million undirected edges (resulting in 58 million directed edges), as well as smaller subsets of the TIGER/USA graph. Both graphs are available with edge weights corresponding to travel times or geographic distance.

In addition to these graphs, we also evaluate the performance on graphs that model the cost for taking turns at a crossing. We follow the approach used in [7, 3] to define simple turn costs that reportedly yield performance characteristics similar to truly realistic values: For the travel time metric, we assign costs of 100 seconds for U-turns (meaning an edge pair $(u, v), (v, u)$) and 0 for all other turns. For the distance metric, all turns are free. We explicitly model turns into our graphs. This can be done by splitting every vertex v into a number of vertices equal to its degree. Connecting each new vertex to one of v 's incident edges. Then, edges between the new vertices are added: For each vertex incident to one of v 's incoming edges, an edge is added to each of the vertices incident to one of v 's outgoing edges. The weights of these new edges are set to the turn costs. We use a more compact representation of the same concept: We only split a vertex into a number of vertices equal to its outgoing degree and connect incoming edges directly to these new vertices, adding the turn costs to the edge weights. Figure 4 shows an example for travel times.

The distance metric as well as adding turn information are cases in which CHs were shown to perform significantly worse than with the travel time metric and without turn information (e.g. [7]).

Table 1 lists all instances and their sizes used in our evaluation.

¹ <https://github.com/RoutingKit/RoutingKit>



■ **Figure 4** Left: Original graph. Right: Graph with added turns. 100 seconds are added to the edge corresponding to a U-turn.

■ **Table 1** The instances used in our evaluation. *With turns* are the original instances with added explicitly modeled turns.

Graph	Original		With turns	
	$ V $	$ E $	$ V $	$ E $
USA.BAY	321 270	794 830	794 830	2 279 208
USA.W	6 262 104	15 119 284	15 119 284	41 815 474
USA.CTR	14 081 816	33 866 826	33 866 826	93 609 832
USA	23 947 347	57 708 624	57 708 624	159 734 066
EUROPE	18 010 173	42 188 664	42 188 664	113 953 602

5.2 Results

As EHs share similarities with CHs, both using similar query algorithms, we compare the two with respect to their preprocessing and query times as well as the number of vertices settled and edges relaxed during queries. Another interesting property is the number of edges in the hierarchy. Note however, that CHs only store each edge once, whereas EHs need to store each edge at both endpoints. Tables 2 and 3 show these numbers averaged over 100 000 random queries. Due to time restrictions, the construction was only run once for each algorithm and instance. Checking whether the search can be stalled at a vertex is essentially an edge relaxation (minus priority queue operations), so we combine these numbers here. We can see that EHs suffer less from adding turns to the graphs than CHs. While the number of shortcuts added is comparable for EHs and CHs on the original graphs (with CHs even adding slightly fewer), CHs add significantly more when turns are added. This can also be seen in the number of edges relaxed: EHs relax up to 3.2 times fewer edges without turns and up to 7.5 times fewer edges with turns on EUROPE with distances. For the distance metric, EHs perform even better when adding turns than on the original inputs. This shows that the intuition behind EHs – ranking *roads* (edges) rather than *junctions* (vertices) – helps to better prune parts of the graph that are irrelevant for the query. However, due to a larger number of vertices settled (up to 3.3 times more without turns on USA with distances and up to 1.7 times more with turns on EUROPE with travel times) and more data to keep track of during queries, running times are still faster for CHs. The preprocessing step is much faster for CHs, partially due to our unoptimized implementation, but the CH vertex ranking also only updates the neighbors of a vertex after it was ranked. The edge ranking we use, on the other hand, simulates the ranking of every edge, for each round of edge selection. The CH implementation in RoutingKit also limits the number of steps done for the witness search, giving additional speed up. As EHs have to find witnesses and (depending on the edge ranking technique) calculate importance values for every edge, compared to CHs having to do the same for every vertex, longer preprocessing times are to be expected.

■ **Table 2** Running times and search space sizes of Edge Hierarchies and Contraction Hierarchies on different graphs with the **travel time** metric.

	Graph	Prepr. [s]		E [M]		Query [μ s]		settled		relaxed	
		EH	CH	EH	CH	EH	CH	EH	CH	EH	CH
Original	USA.BAY	100	6	1.4	1.4	41	16	301	108	710	679
	USA.W	1785	153	27.5	27.4	107	37	538	193	1299	1386
	USA.CTR	4389	482	61.5	61.1	162	54	810	254	2134	2136
	USA	7145	674	104.5	104.0	178	59	857	271	2213	2253
	EUROPE	3171	453	70.3	70.3	155	77	753	356	1592	2967
With turns	USA.BAY	634	156	4.0	6.0	82	67	511	362	929	3253
	USA.W	9403	2730	69.9	105.1	174	126	748	564	1365	4810
	USA.CTR	25084	7316	159.3	239.2	266	177	1103	700	2129	6530
	USA	45904	15462	270.3	404.3	281	190	1125	737	2154	6792
	EUROPE	17822	4743	194.0	249.1	220	132	906	533	1734	4857

■ **Table 3** Running times and search space sizes of Edge Hierarchies and Contraction Hierarchies on different graphs with the **distance** metric.

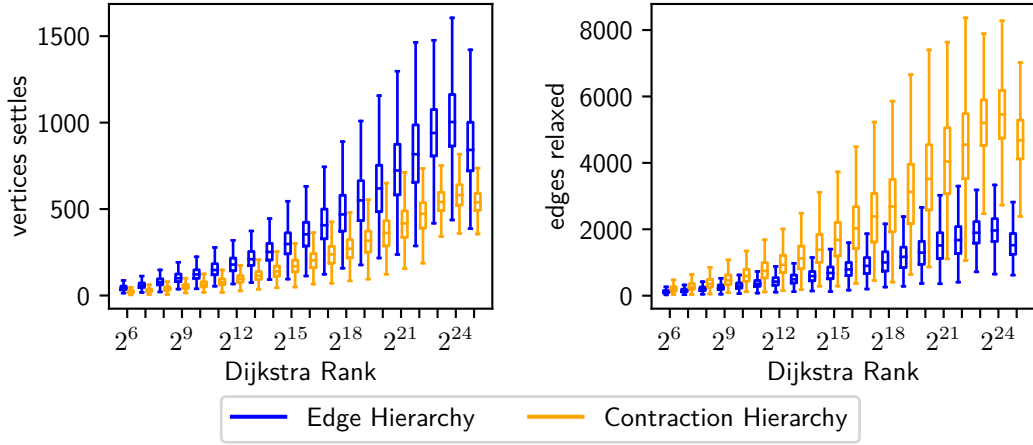
	Graph	Prepr. [s]		E [M]		Query [μ s]		settled		relaxed	
		EH	CH	EH	CH	EH	CH	EH	CH	EH	CH
Original	USA.BAY	166	9	1.5	1.5	83	30	560	180	1440	1686
	USA.W	3435	243	28.6	28.5	292	97	1460	446	3919	6045
	USA.CTR	13062	1157	65.7	65.5	723	218	3189	832	9393	15561
	USA	21041	1537	110.8	110.7	783	239	3339	897	9653	16787
	EUROPE	14487	2152	79.6	79.6	729	359	3255	1179	8718	27807
With turns	USA.BAY	476	158	3.6	5.7	103	94	623	470	1149	4979
	USA.W	8452	3338	64.9	102.3	295	253	1289	993	2564	13402
	USA.CTR	30313	13629	148.5	235.7	681	547	2550	1743	5470	31629
	USA	58025	30869	251.1	398.3	761	599	2631	1849	5596	33436
	EUROPE	24757	13266	172.3	267.2	747	641	2573	1943	5586	41856

Table 4 compares the number of vertices settled and edges relaxed for different stalling techniques averaged over 100 000 random queries. Here, the number of edges actually relaxed and the number of edges “relaxed” to check whether the search can be stalled are shown separately. We also count the number of vertices that are settled at their actual distance to the source vertex. This gives an insight into how many vertices would be settled with a *perfect* stalling technique. The table shows that for EHs with both Stall on Demand and Stall in Advance significantly more stall checks have to be done than for CHs, outweighing the savings in number of vertices settled. With these stalling techniques, queries become much slower than without any pruning of the search space at query time. For CHs, less stall checks have to be done for a more reduced number of settled vertices. The last column also shows that stalling holds more potential for CHs than for EHs. However, we also see that EHs already perform relatively well without stalling: CHs would have to settle more than twice as many vertices if no stalling was used and even when not counting the stall checks, CHs with Stall on Demand relax more edges than EHs.

The random queries used for the experiments above are long-ranged on average. However, real-world queries tend to be short-ranged. For this reason, Sanders and Schultes [20] introduce an evaluation methodology using *Dijkstra Ranks*. When running a Dijkstra query

■ **Table 4** Vertices settled and edges relaxed with and without stalling for Edge Hierarchies and Contraction Hierarchies on the EUROPE road network with the **travel time** metric and **turns**. The column *min. vertices* counts the number of vertices that were settled at their actual distance to the source vertex in each direction.

Algo.	Stalling	settled	relaxed	stall checks	min. vertices
EH	-	906	1734	-	361
	S. on Demand	604	958	11920	
	S. in Advance	614	982	10563	
CH	S. on Demand	533	1969	2888	253
	-	1996	15500	-	



■ **Figure 5** Number of vertices settled and edges relaxed for different Dijkstra Ranks on EUROPE with the travel time metric and turn costs.

starting at some vertex in the graph, the i th vertex removed from the priority queue is assigned Dijkstra Rank i . Figure 5 shows number of vertices settled and number of edges relaxed for vertices of Dijkstra Ranks $2^6, \dots, 2^{\lceil \log |V| \rceil}$ from 1000 random starting vertices. This way, the performance of algorithms can be observed for both short-ranged and long-ranged queries (and everything in between). The comparison between EHs and CHs shows that their relative performance is very similar among all Dijkstra Ranks: EHs relax less edges and CHs always settle less vertices among all Dijkstra Ranks. Query times are also faster for CHs for all lengths.

6 Future Work

For CHs there is a lot of experience with configuring the preprocessing process. The additional complications of EH preprocessing make it likely that much better versions are possible also for EHs. Similarly, more sophisticated stalling techniques might help to prune the search space. On the application side, we can look for networks with different characteristics where EHs might have advantages. For road networks, we might harvest the advantage in number of relaxed edges by looking at generalizations of static shortest path search where edge relaxations are expensive, e.g., time-dependent edge costs [5, 17] or multicriteria shortest paths.

References

- 1 Ittai Abraham, Daniel Delling, Andrew V. Goldberg, and Renato F. Werneck. A hub-based labeling algorithm for shortest paths in road networks. In *10th Symposium on Experimental Algorithms (SEA)*, volume 6630 of *LNCS*, pages 230–241, 2011.
- 2 Julian Arz, Dennis Luxen, and Peter Sanders. Transit node routing reconsidered. In *12th International Symposium on Experimental Algorithms (SEA)*, volume 7933 of *LNCS*, pages 55–66. Springer, 2013.
- 3 Hannah Bast, Daniel Delling, Andrew Goldberg, Matthias Müller-Hannemann, Thomas Pajor, Peter Sanders, Dorothea Wagner, and Renato F. Werneck. Route planning in transportation networks. In *Algorithm engineering*, pages 19–80. Springer, 2016.
- 4 Holger Bast, Stefan Funke, Peter Sanders, and Dominik Schultes. Fast routing in road networks with transit nodes. *Science*, 316(5824):566, 2007.
- 5 Gernot Veit Batz, Robert Geisberger, Peter Sanders, and Christian Vetter. Minimum time-dependent travel times with contraction hierarchies. *ACM Journal of Experimental Algorithmics*, 18, 2013.
- 6 Reinhard Bauer, Daniel Delling, Peter Sanders, Dennis Schieferdecker, Dominik Schultes, and Dorothea Wagner. Combining hierarchical and goal-directed speed-up techniques for Dijkstra’s algorithm. *ACM Journal of Experimental Algorithmics*, 15, 2010.
- 7 Daniel Delling, Andrew V. Goldberg, Thomas Pajor, and Renato F. Werneck. Customizable route planning in road networks. *Transportation Science*, 51(2):566–591, 2015.
- 8 Camil Demetrescu, Andrew V. Goldberg, and David S. Johnson. *The Shortest Path Problem: Ninth DIMACS Implementation Challenge*, volume 74. American Mathematical Soc., 2009.
- 9 Julian Dibbelt, Ben Strasser, and Dorothea Wagner. Customizable contraction hierarchies. *ACM Journal of Experimental Algorithmics*, 21:1–5, 2016.
- 10 Edsger W. Dijkstra. A note on two problems in connexion with graphs. *Numerische mathematik*, 1(1):269–271, 1959.
- 11 Robert Geisberger, Peter Sanders, Dominik Schultes, and Daniel Delling. Contraction hierarchies: Faster and simpler hierarchical routing in road networks. In *7th Workshop on Experimental Algorithms (WEA)*, volume 5038 of *LNCS*, pages 319–333. Springer, 2008.
- 12 Robert Geisberger, Peter Sanders, Dominik Schultes, and Christian Vetter. Exact routing in large road networks using contraction hierarchies. *Transportation Science*, 46(3):388–404, 2012.
- 13 Andrew V. Goldberg, Haim Kaplan, and Renato F. Werneck. Reach for A*: Efficient point-to-point shortest path algorithms. In *8th Workshop on Algorithm Engineering and Experiments (ALENEX)*, Miami, 2006.
- 14 Ronald J. Gutman. Reach-based routing: A new approach to shortest path algorithms optimized for road networks. In *6th Workshop on Algorithm Engineering and Experiments (ALENEX)*, pages 100–111, 2004.
- 15 Kunihiro Ishikawa, Michima Ogawa, Shigetoshi Azuma, and Tooru Ito. Map navigation software of the electro-multivision of the ’91 Toyota Soarer. In *Vehicle Navigation and Information Systems Conference*, volume 2, pages 463–473. IEEE, 1991.
- 16 George R. Jagadeesh, Thambipillai Srikanthan, and K. H. Quek. Heuristic techniques for accelerating hierarchical routing on road networks. *IEEE Transactions on intelligent transportation systems*, 3(4):301–309, 2002.
- 17 Spyros C. Kontogiannis, Dorothea Wagner, and Christos D. Zaroliagis. Hierarchical time-dependent oracles. In *27th International Symposium on Algorithms and Computation (ISAAC)*, pages 47:1–47:13, 2016.
- 18 Jens Maue, Peter Sanders, and Domagoj Matijević. Goal directed shortest path queries using Precomputed Cluster Distances. *ACM Journal of Experimental Algorithmics*, 14, 2009.
- 19 Rolf H. Möhring, Heiko Schilling, Birk Schütz, Dorothea Wagner, and Thomas Willhalm. Partitioning graphs to speed up Dijkstra’s algorithm. In *4th Workshop on Efficient and Experimental Algorithms (WEA)*, pages 189–202, 2005.

- 20 Peter Sanders and Dominik Schultes. Highway hierarchies hasten exact shortest path queries. In *13th Annual European Symposium on Algorithms (ESA)*, pages 568–579. Springer, 2005.
- 21 Dominik Schultes and Peter Sanders. Dynamic highway-node routing. In *6th Workshop on Experimental Algorithms (WEA)*, volume 4525 of *LNCS*, pages 66–79. Springer, 2007.
- 22 Frank Schulz, Dorothea Wagner, and Christos D. Zaroliagis. Using multi-level graphs for timetable information. In *4th Workshop on Algorithm Engineering and Experiments (ALENEX)*, volume 2409 of *LNCS*, pages 43–59. Springer, 2002.