

Lags in the Release, Adoption, and Propagation of npm Vulnerability Fixes

Bodin Chinthanet · Raula Gaikovina
Kula · Shane McIntosh · Takashi Ishio ·
Akinori Ihara · Kenichi Matsumoto

Received: date / Accepted: date

Abstract Security vulnerabilities in third-party dependencies are a growing concern not only for developers of the affected software, but for the risks it poses to an entire software ecosystem e.g., Heartbleed vulnerability. Recent studies show that developers are slow to respond to the threat of a vulnerability, sometimes taking four to eleven months to act. To ensure quick adoption and propagation of a release that contains the fix (*fixing release*), we conduct an empirical investigation to identify lags that may occur between the vulnerable release and its fixing release (*fixing release update*). Through a preliminary study of 131 fixing releases of npm projects on GitHub, we observe that a fixing release is rarely released on their own, with up to 92.86% of the bundled commits being unrelated to a fix. We then compare the fixing release update with changes on the client-side (*client-side fixing release update*). Through an empirical study of the adoption and propagation tendencies of 188 fixing releases that impact throughout a network of 882,222 npm packages, we find that stale clients require additional migration effort, even if the fixing release was quick (i.e., patch landing). Furthermore, we find that factors such as the branch that the fixing release lands on and the severity of the vulnerability influences its propagation. In addition to these lags that we identify and characterize, this paper lays the groundwork for future research on how to mitigate propagation lags in an ecosystems

Bodin Chinthanet, Raula Gaikovina Kula, Takashi Ishio, Kenichi Matsumoto
Nara Institute of Science and Technology, Japan
E-mail: {bodin.chinthanet.ay1,raula-k,ishio,matumoto}@is.naist.jp

Shane McIntosh
McGill University, Canada
E-mail: shane.mcintosh@mcgill.ca

Akinori Ihara
Wakayama University, Japan
E-mail: ihara@wakayama-u.ac.jp

1 Introduction

Vulnerabilities in third-party dependencies are a growing concern for the software developer. In a 2018 report, over *four million vulnerabilities* were raised to the attention of the developers of over 500 thousand GitHub repositories (GitHub, 2018a). The risk of vulnerabilities is not restricted to the direct users of these software artifacts, but it also extends to the broader software ecosystems to which they belong. Examples include the ShellShock (Bennett, 2014) and Heartbleed (Synopsys, 2014) vulnerabilities, which caused widespread damage to broad and diverse software ecosystems made up of direct and indirect adopters. Indeed, the case of Heartbleed emphasized its critical role in the modern web. McAfee estimates¹ that OpenSSL i.e., the project where the Heartbleed vulnerability originated, is present on the web servers that host (at least) 66% of the sites and (at least) 20% of the secure sites on the internet.

The speed at which ecosystems react to vulnerabilities and the availability of fixes to vulnerabilities is of paramount importance. Three lines of prior work support this the intuition:

1. Studies by Hejderup (2015); Howard and Leblanc (2001); Munaiah et al (2017); Nguyen et al (2016); Pashchenko et al (2018); Ponta et al (2018); Williams et al (2018) encourage developers to use security best practices e.g., project validation, security monitoring, to prevent and detect vulnerabilities in deployed projects.
2. Studies by Cox et al (2015); Decan et al (2017, 2018); Kikas et al (2017) show that vulnerabilities can cascade transitively through package dependency networks. Moreover, they observe that security issues are more likely to occur in the field due to stale (outdated) dependencies than directly within product code.
3. Studies by Bavota et al (2015); Bogart et al (2016); Ihara et al (2017); Kula et al (2018) show that developers are slow to update their vulnerable packages, which is sometimes due to management and process factors.

While these prior studies have made important advances, they have tended to focus on a coarse granularity that focused on the vulnerable dependency e.g., releases. Only a few works focus on the fix contents at the commit-level granularity and evaluate fixing with respect to the vulnerable dependency only.

To bridge this research gap, we set out to identify and characterize the release, adoption, and propagation tendencies of vulnerability fixes. We identify and track a release that contains the fix, which is defined as a *fixing release*. We then identify lags that may occur between the detection of a vulnerability in a release and its subsequent fixing release, which is defined as the *fixing release update*. Based on semantic versioning (Preston-Werner, 2009), a fixing release update is a **major landing**, **minor landing**, or **patch landing**. From a client perspective, we identify *client-side fixing release update* lags to classify how a client migrates from a vulnerable version to the fixing version as

¹ <https://www.sanfordbrown.edu/Student-Life/blog/October-2014/Heartbleed-Impact-So-Far>

a `major client landing`, `minor client landing`, `patch client landing`, and `dependency removal`. By comparing the fixing releases updates with the client-side fixing release update, we identify lags in the adoption process as clients keep stale dependencies.

Our empirical study is comprised of two parts. First, we perform a preliminary study of 131 fixing releases of npm projects on GitHub. We find that the fixing release is rarely released on its own, with up to 92.86% of the bundled commits being unrelated to the fix. Second, we conduct an empirical study of 188 fixing releases to analyze their adoption and propagation tendencies throughout a network of 882,222 npm packages. We find that quickly releasing fixes does not ensure that clients will adopt them quickly. Indeed, we find that only 17.69% of clients reacted to this by performing a patch client landing of their own. Furthermore, we find that factors such as the branch upon which a fix lands and the severity of the vulnerability influence its propagation trajectory throughout the ecosystem i.e., the latest lineage and medium severity suffer the most lags.

Our contributions are three-fold. The first contribution is a set of definitions and measures to characterize the vulnerability discovery and fix release process from both the vulnerable library and its client. The second contribution is an empirical study that identified potential lags in the release, adoption, and propagation of a fixing release. Third, we contribute a detailed replication package, which is available at <https://github.com/NAIST-SE/Vulnerability-Fix-Lags-Release-Adoption-Propagation>.

1.1 Paper Organization

The remainder of the paper is organized as follows: Section 2 describes key concepts and definitions. Section 3 presents the motivations, approaches, and results of our preliminary study. Section 4 introduces the concepts of fix adoption and propagation with the empirical study to identify them. We then discuss implications of our results and threats to validity of the study in Section 5. Section 6 surveys the related works. Finally, Section 7 concludes the study.

2 Concepts and Definitions

2.1 Vulnerability Fixing Process

Figure 1 illustrates the timeline of the vulnerability fixing process of package \mathbb{P} . We break down this process into two steps:

Step one: Vulnerability Discovery. Figure 1 shows the vulnerability of package \mathbb{P} being detected after the release of $\mathbb{P}_{V1.1.0}$. As reported by Kula et al (2018), CVE defines four phases of a vulnerability: (i) threat detection, (ii) CVE assessment, (iii) security advisory, and (iv) patch release. We define the vulnerability discovery as the period between the threat detection and before

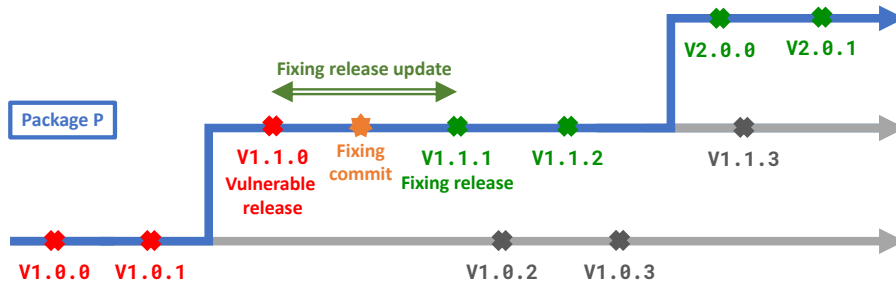


Fig. 1 Vulnerability discovery, fix, and release process of package \mathbb{P} over time. Red and green releases indicate whether releases are vulnerable or not.

the patch release. It is most likely that the fixing process starts after the CVE assessment i.e., a vulnerability has been assigned a CVE number. In addition to a CVE number, a vulnerability report details the affected packages, which can include releases up to an upper-bound of reported versions. In this step, the developers of an affected package are notified via communication channels such as a GitHub issue for GitHub projects.

Step two: Vulnerability Fix and Release. Figure 1 shows the vulnerability of package \mathbb{P} being fixed and released as $\mathbb{P}_{V1.1.1}$. We define the vulnerability fix and release as the period where developers spend their efforts to identify and mitigate the vulnerable code. Once the fix is ready, developers merge that fix to a package repository. In most GitHub projects, developers will review changes via a GitHub pull request. Semantic versioning convention is also used to manage a release version number of a package (Preston-Werner, 2009). We define the *fixing release* as the first release that contains a vulnerability fix ($\mathbb{P}_{V1.1.1}$). We also define the difference between a vulnerable release and a fixing release as the *fixing release update* ($\mathbb{P}_{V1.1.0}$ to $\mathbb{P}_{V1.1.1}$ is classified as a patch landing).

2.2 Motivating Example

Figure 2 shows a practical case of the vulnerability fixing process which affects a library for network communication i.e., `socket.io`. Figure 2(a) and Figure 2(b) show step one, where the vulnerability is reported as a GitHub issue² and summarized in snyk.io³. The vulnerability report contains detailed information regarding the identified problem, its severity, and a proof-of-concept to confirm the threat. In this example, `socket.io` was vulnerable to a medium severity vulnerability. We also found that the reporter is the same person who also created the fix. Figure 2(c) and 2(d) show step two. Figure 2(c) shows a fix that will be merged into the code base. The fix is submitted in the form of a

² <https://github.com/socketio/socket.io/issues/856>

³ <https://snyk.io/vuln/npm:socket.io:20120323>

Vulnerability DB > npm > socket.io

Insecure Randomness

Affecting `socket.io` package, versions <0.9.7

Overview

`socket.io` is a node.js realtime framework server. Affected versions of the package are vulnerable to Insecure Randomness due to the cryptographically insecure `Math.random` function which can produce predictable values and should not be used in security-sensitive context.

Remediation

Upgrade `socket.io` to version 0.9.7 or higher.

References

- [GitHub Changelog](#)
- [GitHub PR](#)
- [GitHub Issue](#)
- [GitHub Commit](#)
- [Google Group Forum](#)

CVSS SCORE
5.3
Severity: MEDIUM SEVERITY

CREDIT
Martin Thomson

CVE
CVE-2017-16031

CWE
CWE-330

SNYK ID
npm:socket.io:20120323

DISCLOSED
22 Mar, 2012

PUBLISHED
13 Feb, 2017

(a) `socket.io` vulnerability report with medium severity.

ID generation vulnerability #856

Closed martinthomson opened this issue on Apr 27, 2012 · 0 comments

martinthomson commented on Apr 27, 2012

The generation of new IDs for new sockets is vulnerable to prediction attacks. Potentially, though highly unlikely, collisions are also possible.

Mentioned in the comments of #497.

The Manager.generateID() method generates identifiers using the default Math.random() pseudorandom number generator, which produces predictable output. Knowledge of the socket.io identifier is sufficient information for a client to receive information from a socket.io server. With the current implementation, an attacker that is able to predict subsequent identifiers can make a request and gain potentially private information.

(b) GitHub Issue reporting the vulnerability.

Fix for ID generation vulnerability #856 #857

Merged fe6dd87 merged 4 commits into socketio/socket.io from martinthomson:fix856 on Apr 27, 2012

martinthomson commented on Apr 27, 2012

Using crypto.randomBytes to generate a session ID: 96 bits of randomness, 24 bits of sequence number. Using the URL-safe base64 encoding RFC 4648 to represent the value.

Backward compatibility for node 0.4 uses an insecure generation method with Math.random(). I could fix this too, but I don't believe that this version of node is still popular enough to justify the effort.

(c) Pull request containing the fixing commit.

Making ID generation securely random

martinthomson committed on Apr 27, 2012

1 parent fe6dd87 commit 67b4eb9abdf111dfa9be4176d1709374a2b4ded8

(d) Fixing commit to mitigate the vulnerability.

Fig. 2 Developer artifacts that mitigate a vulnerability (`socket.io`) on GitHub.

pull request⁴. Figure 2(d) shows that there are four commits in a pull request with one commit actually fixes the vulnerability⁵. The other three commits were found to be unrelated e.g., "removing fixes for other bug".

Interestingly, there is a lag in the vulnerability fix and release step. This example shows that there is an 89 days period between when the fix was created and released for any client to use. We found that `socket.io` merged it fixes on 27 April 2012, however, it was actually released on 25 July 2012⁶ and classified as a patch landing i.e., V0.9.7.

⁴ <https://github.com/socketio/socket.io/pull/857>

⁵ <https://github.com/socketio/socket.io/commit/67b4eb9abdf111dfa9be4176d1709374a2b4ded8>

⁶ <https://github.com/socketio/socket.io/releases/tag/0.9.7>

3 Preliminary Study: Fix Commits and Landing

From the motivating example in Section 2.2, we identified a lag between creation and actual release of the fix. Thus, we conduct a preliminary study to identify possible lags that may occur during the vulnerability fix and release step at the commit-level. We first highlight the motivation, approach, and analysis to answer our preliminary questions. We then show our data collection and finally provide the results. The following two preliminary questions guide the study:

(PQ₁) What is the prevalence of patch landing?

- *Motivation* Our motivation for (PQ₁) is to analyze the fixing release update. Different from Decan et al (2018), we manually investigate the version changes in the fixing release itself. Our assumption is that *every fix is applied as a patch landing*.
- *Approach* The approach to answer (PQ₁) involves a manual investigation to identify the fixing release update i.e., major, minor, patch. This is done in three steps.
 1. The first step is to extract the fix-related information on GitHub. The extracted information are captured into three types as (i) an issue, (ii) a commit, and (iii) a pull request.
 2. The second step is to identify the release that contains a fix. This step involves a investigation of the package history. From the link in the first step, the first author manually tracked the git commit history to identify when the fix was applied.
 3. The final step is to identify a difference between a vulnerable release and a fixing release. We compare a vulnerable release i.e., listed in the report, against a fixing release to categorize the fixing release update: (i) major landing, (ii) minor landing, and (iii) patch landing.
- *Analysis* The analysis to answer (PQ₁) is the investigation of vulnerability fixing release updates. We use a summary statistic to show the fixing release update distribution. Furthermore, an interesting example case from the result is used to confirm and explain our findings.

(PQ₂) What portion of the release content is a vulnerability fix?

- *Motivation* Extending (PQ₁), our motivation for (PQ₂) is to reveal what kind of contents are bundled within the fixing release. We compliment recent studies, but at the commit-level (Decan et al, 2018; Hejderup, 2015). We would like to evaluate the assumption that *commits bundled in a fixing release are mostly related to the fixing commits*.
- *Approach* The approach to answer (PQ₂) involves a manual investigation of contents inside the fixing release. This is done in three steps.
 1. The first step is to gather information of a fix commit. In this case, we tracked the git commit history similar to the second step of (PQ₁).

Table 1 A summary of collected dataset information for preliminary study.

npm Vulnerability Report Information	
Disclosures Period	9 Apr. 2009 – 16 Nov. 2016
# Vul. Reports	792
# Vul. Reports (with fix references)	131

2. The second step is to list commits in a fixing release. We use GitHub comparing changes tool⁷ to perform this task.
 3. The final step is to identify the type of commits bundled in a fixing release. Similar to (PQ_1), the first author manually tracked and labeled the commit as either (i) fixing commit or (ii) other commit. To label commits, the first author uses source codes, commit messages and GitHub pull request information. For validation, other co-authors confirmed the results i.e., one author found the evidence and the other validated.
- *Analysis* The analysis to answer (PQ_2) is to examine the portion of fixing commits in a fixing release. We show the cumulative frequency distribution to describe the distribution of fixing commits for 131 fixing releases. We use a box plot to show fixing commit size in terms of lines of code (LoC). Similar to (PQ_1), we show interesting example cases from the result.

3.1 Data Collection

Our dataset contains the vulnerability reports with fix-related information on GitHub. For the vulnerability reports, we crawled the data from snyk.io (Snyk, 2015) that were originally disclosed in CVE and CWE database. For the fix-related information, we focus on packages from npm JavaScript ecosystem that is one of the largest package collection on GitHub (NPM, 2010) and also has been the focus of recent studies (Abdalkareem et al, 2017; Decan et al, 2017, 2018; Hejderup, 2015; Kikas et al, 2017). At the time of study, we extracted fix-related information links directly from snyk.io e.g., GitHub issue, commit, pull request.

As shown in Table 1, we crawled and collected all reports from 9 April 2009 to 16 November 2016 i.e., in total 792 reports. To identify the reports with fix-related information, we removed reports that (i) do not have the fixing release or (ii) do not provide any fix-related information. In the end, our dataset includes 131 reports.

3.2 Results to the Preliminary Study

⁷ <https://help.github.com/en/github/committing-changes-to-your-project/comparing-commits>

Table 2 A summary statistic of fixing release update distribution in (PQ_1) .

Fixing release update	# of fixing releases
Major landing	9 (6.87%)
Minor landing	47 (35.88%)
Patch landing	75 (57.25%)
131	

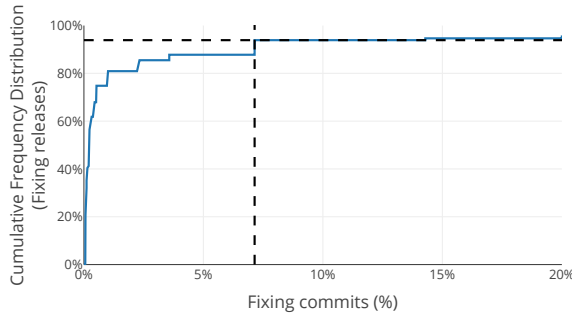
**Fig. 3** We find that 93.89% out of 131 fixing releases have up to 7.14% confirmed fixing commits.***(PQ₁) What is the prevalence of patch landing?***

Table 2 shows the evidence that not every fix is applied as a patch. This evidence contradicts our assumption. We find that 57.25% of fixes are a patch landing. On the other hand, we find that 6.87% and 35.88% of fixes are major and minor landings respectively.

The example case is a major landing of an HTTP server framework i.e., `connect` (V2.0.0). This package was vulnerable to Denial of Service (DoS) attack (Snyk, 2017a). Under closer investigation, we manually validated that the other fixes were bundled in a fixing release, including API breaking changes (i.e., removed function)⁸. This fix also takes 53 days before it get released. We find that this may cause a lag in the fixing release, especially if the project has a release cycle.

Summary: We find that fix not always released as its own patch update. We find that only 57.25% of fixing release are a patch landing. The rest of fixing releases are either major landing i.e., 6.87%, or minor landing i.e., 35.88%.

(PQ₂) What portion of the release content is a vulnerability fix?

Figure 3 is evidence that fixes are usually bundled with other kinds of changes. We find that 93.89% out of 131 fixing releases have up to 7.14% commits that

⁸ <https://github.com/senchalabs/connect/blob/fe28026347c2653a9602240236fc43a8f0ff8e87/History.md#200--2011-10-05>

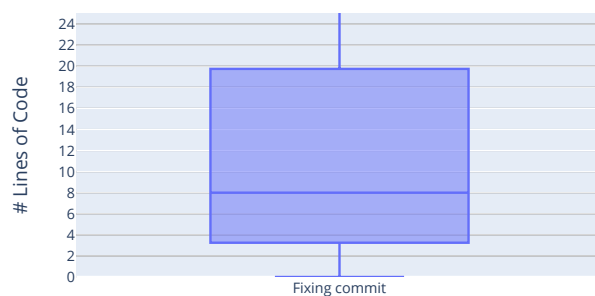


Fig. 4 LoC of the fix for 131 vulnerabilities. We see that the fix is relatively small i.e., median of 8.

related to the fix, which means that 92.86% of commits were unrelated. Figure 4 shows that the fix itself tends to be smaller in size i.e., median of eight LoC. This result confirms the findings of (PQ_1) and illustrates some lags in the fixing release.

We show two examples to investigate the fix content and its size. The first example is a patch landing of a simple publish-subscribe messaging for a web i.e., `faye` (Snyk, 2017b). Under closer manual inspection, we find that there is one commit that updates the default value of variables⁹. However, a patch landing includes a total of 45 commits that not related to the fix¹⁰. In the second example, we show that the actual fix is a very small lines of code. The `npm` package, which is the command line interface of JavaScript package manager (Snyk, 2017c), took seven lines of code¹¹ to fix the vulnerability.

Summary: We find that a small portion of the release content is related, with 93.89% of 131 fixing releases having up to 92.86% unrelated commits. Furthermore, we found that the fix itself tends to be smaller in size (i.e., median of eight lines of code).

4 Lags after the Fixing Release

The results of our preliminary study identified lags before the fixing release, where we find that (i) up to 57.25% of vulnerability fixes are classified as a patch landing and (ii) up to 92.86% of commits in a release are unrelated. Based on these results, we perform an empirical evaluation to explore other potential lags in the adoption and propagation of the fix. Complementary prior works (Cox et al, 2015; Decan et al, 2018; Kikas et al, 2017) have shown some evidence of a lag in the update. Different to these works, we model the release

⁹ <https://github.com/faye/faye/commit/e407e08c68dd885896552b59ce65503be85030ad>

¹⁰ <https://github.com/faye/faye/compare/0.8.8...0.8.9>

¹¹ <https://github.com/npm/npm/commit/f4d31693>

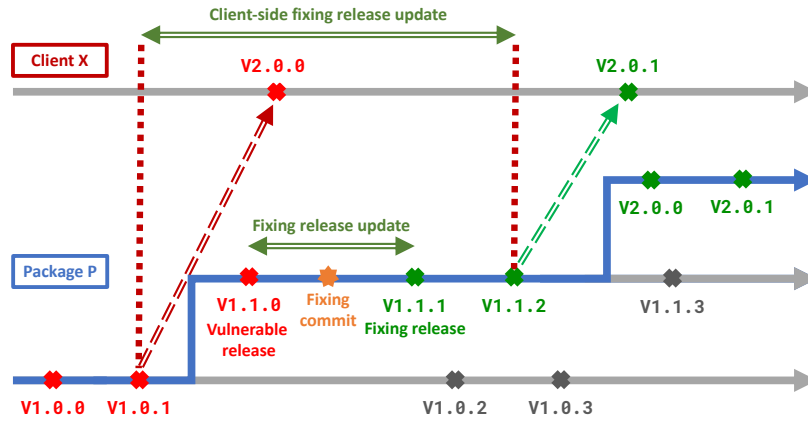


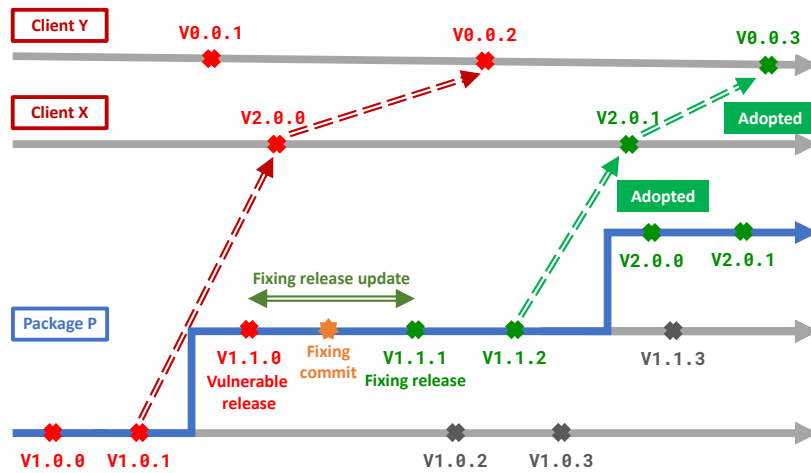
Fig. 5 An example of a lag in the initial adoption, caused by the client-side fixing release update.

of different versions as separated branches rather than being linear. Hence, the adoption and propagation is tracked across the different branches.

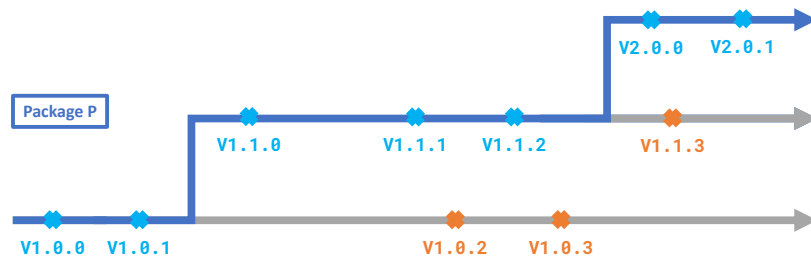
4.1 Client-side fixing release update

Prior work suggests that lags in adoption could be the result of migration effort (Kula et al, 2018). Thus to quantify this effort, we compare a vulnerable release that a client is using i.e., listed in the report, against the fixing release to categorize as a *client-side fixing release update*. Developers of the vulnerable package fulfilled their responsibility, thus the adoption responsibility is left to the client.

Figure 5 is an extension from Figure 1, which includes the timelines of a fixing release and its clients. Figure 5 shows that client \mathbb{X} suffers a lag in the adoption of a fixing release by switching dependency branches i.e., minor client landing. As shown in the figure, client \mathbb{X} directly depends on package \mathbb{P} . Client \mathbb{X} is vulnerable ($V2.0.0$) due to its dependency ($\mathbb{P}_{V1.0.1}$). To mitigate the vulnerability, package \mathbb{P} creates a new branch i.e., minor branch, which includes the fixing release ($\mathbb{P}_{V1.1.1}$). Client \mathbb{X} finally adopts the new release of package \mathbb{P} which is not vulnerable ($V1.1.2$). We consider that client \mathbb{X} has a lag, which was not efficient because it actually skipped the fixing release ($\mathbb{P}_{V1.1.1}$). Instead, client \mathbb{X} adopted the next release ($\mathbb{P}_{V1.1.2}$). A possible cause of lags is the potential migration effort needed to switch branches i.e., from $\mathbb{P}_{V1.0.1}$ to $\mathbb{P}_{V1.1.2}$. This migration effort involving a minor or major change may includes breaking changes or issues in the release cycle.



(a) An example of a lag in the propagation, caused by cascade delays from upstream clients.



(b) An example of a Latest Lineage (LL) and a Supported Lineage (SL) classify to track freshness of a fixing release.

Fig. 6 These figures show the metrics that are used to model and track the lags.

4.2 Model and Track Lags

To measure lags in both adoption and propagation, we model and track the fixing release as illustrated in Figure 6.

Released and Adopted by Version - We identify lags in the adoption by an analysis of patterns between a fixing release and adopted clients using two metrics, which is similar to technical lag [Zerouali et al \(2018\)](#) and based on a semantic versioning. The first metric was defined in (PQ_1) as a *fixing release update*. Note that pre-releases or special releases are not considered in this study. The second metric measures the difference between a vulnerable release and its fixing release adopted in clients. We define the second metric as a *client-side fixing release update*. This metric classifies the adoption into four types: major client landing, minor client landing, patch client landing, and dependency removal.

Figure 6(a) shows an example of the two metrics defined above. First, we find that the fixing release update for package \mathbb{P} is classified as a patch landing. This is because of the difference between a fixing release ($\mathbb{P}_{V1.1.1}$) and its vulnerable release ($\mathbb{P}_{V1.1.0}$). Furthermore, we find that the client-side fixing release update for client \mathbb{X} is a minor client landing. This is because of the difference between the adopted fixing release ($\mathbb{P}_{V1.1.2}$) and its previous vulnerable release ($\mathbb{P}_{V1.0.1}$).

Propagation Influencing Factors - We define *Downstream Propagation* as the transitive dependency distance between a fixing release and any downstream clients that have adopted this fix i.e., 1, 2, 3 and more than or equal to 4 hops. As shown in Figure 6(a), client \mathbb{X} is one hop away from package \mathbb{P} . We consider two different factors to model and track lags in the propagation:

1. *Lineage Freshness*: refers to the freshness of the fixing release as inspired by Cox et al (2015) and Kula et al (2018). Figure 6(b) shows two types of lineage freshness based on the release branches including: *Latest Lineage (LL)*: the client has adopted any fixing release on the latest branch, and *Supported Lineage (SL)*: the client has adopted any fixing release not on the latest branch. Our assumption is that a fixing release in the latest lineage is adopted faster than a fixing release in a supported lineage i.e., suffer less lags. Figure 6(b) shows that three versions of package \mathbb{P} (V1.0.2, V1.0.3, V1.1.3) are classified as SL.
2. *Vulnerability Severity*: refers to severity of vulnerability i.e., H = high, M = medium, L = low, as indicated in the vulnerability report (as shown in Figure 2(a) from Section 2). Our assumption is that a fixing release with higher severity is adopted quicker i.e., less lags.

4.3 Empirical Evaluation

The goal of our empirical study is to investigate lags in the adoption and propagation. We use these two research questions to guide our study:

(RQ₁) Is the fixing release update consistent with the client-side fix release update? Our motivation for (RQ₁) is to understand whether developers are keeping up to date with the library releases. Our key assumption is that a major or minor *client landing* requires more migration effort, which in turn is likely to create lags.

(RQ₂) Do lineage freshness and severity influence lags in the fix propagation? Our motivation for (RQ₂) is to identify the existence of lags during a propagation. Concretely, we use our defined metrics i.e., propagation influencing factors, to characterize a propagation lag. Our assumption is that a fixing release on the latest lineage with high severity should propagate quick.

Table 3 A summary of collected dataset information for empirical study.

npm JavaScript Ecosystem Information	
Repository Snapshot	17 Dec 2017
# Extracted Package GitHub Repositories	154,425
# Matched Package GitHub Repositories	42,980
# Total Dependencies (with downstream)	83,427
# Total Packages Releases	882,222
npm Vulnerability Report Information	
Disclosures Period	9 Apr. 2009 – 16 Nov. 2016
# Extracted Reports	792
# Matched Reports	188
High severity	47
Medium severity	128
Low severity	13
(RQ_1) Dataset	
# Vul. Reports (follow semver)	75
# Vulnerable Packages (follow semver)	43
# Direct Clients (follow semver)	5,133
# Filtered Clients (break semver)	7,141
(RQ_2) Dataset	
# Vul. Reports (with fix released)	136
# Vulnerable Packages (with fix released)	74
# Downstream Clients	19,583

Data Collection - Similar to our preliminary study, the collected data includes vulnerability reports and information extracted from cloned npm packages as inspired by [Wittern et al \(2016\)](#). To ensure the quality of datasets, we first filter out vulnerabilities that do not have the available fix. We then used the package name and its GitHub link from reports to automatically match cloned repositories.

As shown in [Table 3](#), our initial collection included 792 vulnerability reports that disclosed from 9 April 2009 to 16 November 2016 before the filter process. For package repositories, we collected a repository snapshot from GitHub on 17 December 2017 with 154,425 repositories. To make sure that the fixing release is included in the datasets, we captured a one year lag. This is according to the assumption that more than 90% of fixing releases occurred in a year ([Decan et al, 2018](#)). After the filter process was completed, our final datasets include 42,980 repositories (including all downstream clients) with 188 vulnerability reports.

Approach to Answer RQ_1 - The data processing to answer (RQ_1) involves the fixing release update and client-side fixing release update extraction. Similar to (PQ_1) , we first identify the fixing release update by comparing a vulnerable release and a fixing release. To track the client-side fixing release update, we then extract the direct clients version history of the vulnerable packages. A client is deemed vulnerable if its lower-bound dependency falls within the reported upper-bound as listed in a vulnerability report.

Table 4 A summary number of filtered clients grouped by their update pattern in (RQ_1).

SemVer Update Patterns	# clients
Major only	97
Minor only	320
Patch only	2,588
No change	4,136

To ensure quality, we additionally filter out clients that did not follow semantic versioning as shown Table 4. Our key assumption is to keep clients that follow a semantic version release cycle i.e., clients should have all the update pattern of major, minor, and patch landings. As a result, 7,141 clients were filtered out from the dataset. As shown in Table 3, our final dataset for (RQ_1) consists of 75 vulnerability reports, 43 vulnerable packages, and 5,133 clients.

The analysis to answer (RQ_1) is the identification of lags in the adoption. We show the frequency distribution of client-side fixing release update in each fixing release update. In order to statistically validate our results, we apply Pearson’s chi-squared test (χ^2) (Pearson, 1900) with the null hypothesis ‘the fixing release update and the client-side fixing release update are independent’. To support the hypothesis, we investigate the effect size using Cramér’s V (ϕ'), which is a measure of association between two nominal categories (Cramér, 1946). According to Cohen (1988), effect size is analyzed as follows: (1) $\phi' < 0.07$ as Negligible, (2) $0.07 \leq \phi' < 0.20$ as Small, (3) $0.20 \leq \phi' < 0.35$ as Medium, or (4) $0.35 \geq \phi'$ as Large. To analyze Cramér’s V, we use the `researchpy` package¹².

Approach to Answer RQ_2 - The data processing to answer (RQ_2) involves propagation influencing factors extraction. There are three steps to track downstream propagation, and classify lineage freshness and severity. First, we build and traverse in a dependency tree for each fixing release using a breadth-first search (BFS) approach. The meta-data is collected from each downstream client which includes: (i) version, (ii) release date, and (iii) dependency list i.e., exact version and ranged version. We then classify whether or not client is vulnerable using the approach similar to (RQ_1). Our method involves removing duplicated clients in the dependency tree, which is caused by the npm tree structure. Second, we classify the lineage freshness of a fixing release by confirming that it is on the latest branch. Finally, we extract the vulnerability severity from the report. As shown in Table 3, our final dataset for (RQ_2) consists of 136 vulnerability reports, 74 vulnerable packages with fixes, and 19,583 downstream clients.

The analysis to answer (RQ_2) is the identification of lags in the propagation. We show a summary statistic of lags in terms of days i.e., the mean, the median, the standard deviation, and the frequency distribution, with two influencing factors. In order to statistically validate the differences in the results,

¹² <https://pypi.org/project/researchpy/>

Table 5 A contingency table shows the frequency distribution of client-side fixing release update for each fixing release update.

	Major landing (3)	Minor landing (26)	Patch landing (46)	All
Major client landing	93 (90.29%)	82 (16.70%)	365 (23.06%)	540
Minor client landing	0 (0.00%)	292 (59.47%)	767 (48.45%)	1,059
Patch client landing	0 (0.00%)	27 (5.50%)	280 (17.69%)	307
Dependency removal	10 (9.71%)	90 (18.33%)	171 (10.80%)	271
All	103	491	1,583	2,177

we apply Kruskal-Wallis non-parametric statistical test (Kruskal and Wallis, 1952). We test the null hypothesis that ‘lags in the latest and supported lineages are the same’. We investigate the effect size using Cliff’s δ , which is a non-parametric effect size measure (Romano et al, 2006). Effect size are analyzed as follows: (1) $|\delta| < 0.147$ as Negligible, (2) $0.147 \leq |\delta| < 0.33$ as Small, (3) $0.33 \leq |\delta| < 0.474$ as Medium, or (4) $0.474 \leq |\delta|$ as Large. To analyze Cliff’s δ , we use the `cliffsDelta` package¹³.

4.4 Results to the Empirical Study

(RQ₁) Is the fixing release update consistent with the client-side fix release update? Our results are summarized into two findings. First, Table 5 shows the evidence that most of fixing release updates are patch landing. As shown in the first row of a table, we find that 46 out of 75 fixing releases have patch landing (highlighted in red). We also find that there are 3 major landings and 26 minor landings. This finding complements the result of (PQ_1).

Second, Table 5 shows the evidence that the client-side fixing release update follows the fixing release update except for a case of a patch client landing. As highlighted in *Patch client landing* row of Table 5, we find that there are only 17.69% of clients adopt a patch landing as patch client landings. Instead, clients are more likely have minor client landings i.e., 48.45% of clients (highlighted in red). The other fixing release updates are consistent with client-side fixing release updates. We find that 93.29% of clients adopt a major landing as major client landings and 59.47% of clients have minor client landings in a minor landing (highlighted in green).

For the statistical evaluation, we find that there is an association between the fixing release update and the client-side fixing release update. Table 6 shows that our null hypothesis on ‘the fixing release update and the client-side fixing release update are independent’ is rejected (i.e., $\chi^2 = 327.41$, p -value < 0.001). From the Cramér’s V effect size (ϕ'), we got a value of 0.27 which show the medium level of association.

¹³ <https://github.com/neilernst/cliffsDelta>

Table 6 A result of statistical test for (RQ_1) .

Statistic	Value
Pearson’s chi-squared test (χ^2)	327.41
p-value	1.09×10^{-67}
Cramér’s V (ϕ')	0.27

Table 7 A summary statistic of lags in the propagation (# days) categorized by lineage freshness. Note that lags in the table is not accumulative.

	Down Prop.	# clients	Mean	Median	SD
LL	1	15,580	567.98	517.95	424.78
	2	22,887	310.75	279.30	246.57
	3	16,640	490.63	459.35	350.78
	≥ 4	7,727	332.34	234.57	321.81
		62,834			
SL	1	6,178	281.36	242.19	238.61
	2	4,606	219.94	199.10	175.59
	3	665	139.92	102.41	142.00
	≥ 4	101	77.30	28.31	105.31
		11,550			

Answer to (RQ_1) : No, the fixing release update is not consistent with client-side fixing release update. We find that only 17.69% of clients that performed a patch client landing with a patch landing. The evidence suggests that since clients keep stale dependencies, more migration effort is required to fix that client (i.e., minor or major client landing).

(RQ_2) Do lineage freshness and severity influence lags in the fix propagation? Our results are summarized into two findings. First, Table 7 shows the evidence that the lineage freshness influences lags in a propagation. As highlighted in red, we find that LL has more lags than SL in terms of days for every downstream propagation e.g., median of lags for the first hop: 517.95 days > 242.19 days.

Second, Table 8 shows the evidence that the vulnerability severity influences lags in a propagation. As highlighted in green, we find that the low severity fixing release has the least lags than others in every hop e.g., the first hop: 126.13 days. We also find that the medium severity fix has the most lags than others as highlighted in red e.g., the first hop: 468.85 days. However, there is the exception where clients at the second hop suffer the most lags when they adopt the high severity fix i.e., the second hop: 293.15 days.

For the statistical evaluation, we find that lags in the latest and supported lineages are statistically different. Table 9 shows that our null hypothesis on whether ‘lags in the latest and supported lineages are the same’ is rejected i.e.,

Table 8 A summary statistic of lags in the propagation (# days) categorized by vulnerability severity. Note that lags in the table is not accumulative.

	Down Prop.	# clients	Mean	Median	SD
H	1	2,916	326.89	257.94	286.69
	2	7,553	302.77	293.15	207.77
	3	2,314	201.82	147.40	189.46
	≥ 4	582	144.81	94.27	157.21
		13,365			
M	1	17,261	540.29	468.85	415.00
	2	15,756	312.17	269.05	263.10
	3	14,472	533.47	526.15	349.14
	≥ 4	7,179	346.42	259.01	326.72
		54,668			
L	1	1,581	194.88	126.13	187.00
	2	4,184	219.85	204.73	169.11
	3	519	134.21	84.39	138.58
	≥ 4	67	68.44	14.09	98.55
		6,351			

Table 9 A comparison of lags in the propagation between clients that adopt the latest lineage and supported lineage fixing release (LL = median of the latest lineage, SL = median of the supported lineage, * = statistically significant), (Medium, Large) = effect size.

Downstream Dep.	H	M	L
1	LL > SL * (Medium)	LL > SL * (Medium)	LL < SL * (Medium)
2	LL > SL * (Large)	LL > SL * (Medium)	LL < SL * (Large)
3	LL > SL	LL > SL * (Large)	LL < SL * (Medium)
≥ 4	LL > SL	LL > SL	-

the first hop to the third hop for medium and low severity and the first hop to the second hop for high severity. It also shows that the effect sizes of the differences are noticeable i.e., medium to large.

Answer to (RQ₂): Yes, lineage freshness and severity influence lags in the propagation. We find that fixing releases that occur on the latest lineage and medium severity suffer the most lags.

5 Discussion

5.1 Lessons Learned

This section discusses three main implications based on our results in (PQ₁), (PQ₂), (RQ₁), and (RQ₂). These are presented as lessons learned and could have implications for both practitioner and researcher.

1. Release cycle matters. According to the results of (PQ_2) , fixing commits are small with less than 7.14% of fixing commits in the fixing release. We suspect that vulnerability fix repackage is a cause for lags. Hence, developers of the vulnerable packages are recommended to release fixes as soon as they have applied the fix, if not they should highlight these fixes when bundling the fix. Additionally, from ten randomly selected vulnerabilities, we found that discussions between developers did not include explicit mention of the vulnerability i.e., GitHub issue, commit, and pull request. Since developers bundled the fix with other updates, developers may have been unaware. *In summary, researchers should provide strategies for making the most efficient update via the release cycle. Furthermore, practitioners can upgrade security fixes as first class citizens, so that the vulnerability fix can travel quicker throughout the ecosystem.*
2. Awareness is important. According to (PQ_1) and (RQ_1) , 57.25% of fixes are a patch landing. However, clients are more likely to have major client landing and minor client landing i.e., 23.06% and 48.45%, than the patch client landing i.e., 10.80%. Security fixes need to be highlighted in the update note, as a possible reason is for failure to update because client developers are more interested in major features that are highlighted in an update. Recently, some open source communities start to make tools to highlight the vulnerability problems in a software ecosystem. GitHub ([GitHub, 2017](#)) made a new function for notifying a new vulnerability from the dependency list of clients. Also, npm ([NPM, 2018](#)) made a new command for listing the vulnerability information in downloaded dependencies of clients. From a result of (PQ_2) , explicit fixing release with a highlight of the vulnerability is needed to speed up the adoption. *In summary, researchers and practitioners need to provide developers more awareness mechanisms to allow quicker planning of the update. The good news is current initiatives like GitHub security are trending towards this. Clients are more likely to adopt a fix, if they are aware that it is highlighted.*
3. Migration cost effort. From our first finding of (RQ_2) , the fixing release in the latest lineage suffers more lags that the supported lineage in terms of days. A possible reason is that developers of clients consider a package in the supported lineage is more worthwhile to adopt the new release than the latest lineage regardless the fix. In terms of security, according to the official documentation of npm ([NPM, 2016](#)), when a security threat is identified, the following severity policy is put into action: (a) P0: Drop everything and fix!, (b) P1: High severity, schedule work within 7 days, (c) P2: Medium severity, (d) schedule work within 30 days, (e) P3: Low severity, fix within 180 days. Surprisingly, second finding of (RQ_2) shows evidence that low severity fixes are adopted just as quick as high severity fixes. A possible reason for the quicker adopting of low severity could be because the fix is easier to integrate into the application. *In summary, researchers and practitioners is that package developers in npm seem to require additional time before updating their dependencies.*

5.2 Threats to Validity

Internal Validity - We discuss three internal threats. The first threat is the correctness of tools and techniques used in this study. We use the listed dependencies and version number as defined in the `package.json` meta-file. The threat is that sometimes some dependencies are not listed or semantic version is invalid and vice-versa, so we applied a filter to remove clients that do not follow the semantic versioning, thus making this threat minimal. The second threat is the tools used to implement our defined terminology (i.e., *numpy*, *scipy*, *gitpython*, and *semantic-version*). To mitigate this, we carefully confirmed our results by manually validating the results for (RQ_1) and (RQ_2), then also manually validating results with statistics on the npm website. For the existing tool for suggesting the fixing release like `npm-audit`, we found that this tool was inappropriate to use in this work due to its limitation of the `package-lock.json` file is required for analyzing repositories, which only 2.27% of repositories of the dataset and the tool assumes the latest information. Unlike our work, we analyzed the data available in the historical snapshot. As the correctness of dependency relations is dependent on getting all dependencies, the final internal threat is the validity of our collected data. In this study, our ecosystem is made up of packages and clients that were either or affected directly or transitively by at least a single vulnerability. We also consider only normal dependencies listed in the `package.json` file to make sure that the packages are used in production environment, not only for testing. Other types of dependencies including: (1) `devDependencies`, (2) `peerDependencies`, (3) `bundledDependencies`, and (4) `optionalDependencies` are ignored in this study. We are confident that the result of (RQ_2) are not affected by invalid data.

External Validity - The main external threat is the generality of other results to other ecosystems. In this study, we focused solely on the npm JavaScript ecosystem. However, our analysis is applicable to other ecosystems that have similar package management system e.g., PyPI for Python, Maven for Java. Immediate future plans include studying the lags in other ecosystems. Another threat is the sample size of the analyzed data. In this study, we analyzed only 188 matched vulnerability reports from 792 extracted reports on *snyk.io*. This small size of sample data might not be able to represent the population. However, we are confident of the data quality and reduced bias as we followed strict methods to validate by two authors for (PQ_1), (PQ_2), and (RQ_1) data.

Construct Validity - The key threat is that there may be other factors apart from the two factors lineage freshness and vulnerability severity. We believe the bias are minimal and validate our selection of these factors since they were discussed in prior studies related to dependency updating and vulnerability impact i.e., measuring of dependency freshness from Cox et al (2015), impact of a vulnerability to transitive dependencies from Kikas et al (2017), responding to a vulnerability NPM (2016).

6 Related Work

Complementary the related work introduced throughout the paper, in this section, we discuss some key related work.

On Updating Dependencies - These studies relate to the migration of libraries to the latest versions of libraries. With new libraries and newer versions of existing libraries continuously being released, managing a system library dependencies is a concern on its own. As outlined in [Bogart et al \(2016\)](#); [Rae-maekers et al \(2012\)](#); [Teyton et al \(2012\)](#), dependency management includes making cost-benefit decisions related to keeping or updating dependencies on outdated libraries. Additionally, [Bavota et al \(2015\)](#); [Hora et al \(2015\)](#); [Ihara et al \(2017\)](#); [Robbes et al \(2012\)](#); [Sawant et al \(2016\)](#) showed that updating libraries and their APIs are slow and lagging. [Kula et al \(2018\)](#) found that such update decisions are not only influenced by whether or not security vulnerabilities have been fixed and important features have been improved, but also by the amount of work required to accommodate changes in the API of a newer library version. Recently, [Abdalkareem et al \(2017\)](#); [Decan et al \(2017\)](#); [Mirhosseini and Parnin \(2017\)](#) also studied dependency issues at the ecosystem level. **Our work** focuses on the lag of the fix instead of vulnerability itself. Our work complements also the findings of prior work, with the similar goal of encouraging developers to update.

On Malware and Vulnerabilities - These studies relate to security vulnerability within the software ecosystem from various aspects. Recent studies try to look at the impact of vulnerability within the ecosystem by looking at dependencies usage ([Decan et al, 2018](#); [Hejderup, 2015](#); [Kikas et al, 2017](#); [Lauinger et al, 2017](#); [Linares-Vásquez et al, 2017](#)). These results show that vulnerability able to affect the wide range of clients in the ecosystem. There is a study about the relationship between bugs and vulnerabilities, to conclude that the relationship is weak ([Munaiah et al, 2017](#)). In order to increase the awareness of developers to the security vulnerability, some studies try to create a tool to detect and alert vulnerability when it disclosed ([Cadariu et al, 2015](#); [GitHub, 2018b](#)). There is a study about addressing the over-estimation problem for reporting the vulnerable dependencies in open source communities and the impact of vulnerable libraries usage in the industry ([Pashchenko et al, 2018](#)). Additionally, some studies try to predict the vulnerability of software system by analyzing source code ([Alhazmi et al, 2007](#); [Chowdhury and Zulkernine, 2011](#); [Shin and Williams, 2008](#)). **Our work** takes a look at the vulnerable code and its fix at the commit-level, instead of the release-level in prior studies. We also propose a set of definitions and measures to characterize the discovery and fixing release process, which covers both direct and transitive dependencies. Prior work instead only analyzes the direct dependencies.

Mining-related studies - These studies relate to the mining technique in the software repository and software ecosystem. The first step of software repository mining is data collection and extraction. Researchers need to have the data sources and know about which part of the data can use in their work. In the case of the npm package repository, we can extract the information of

packages from `package.json` meta-file (Mirhosseini and Parnin, 2017; Wittern et al, 2016). In the case of the security vulnerability, we can collect data from Common Weakness Enumeration (CWE) (Mitre Corporation, 2018b) and Common Vulnerabilities and Exposures (CVE) (Mitre Corporation, 2018a) database (Alhazmi et al, 2007; Cadariu et al, 2015; Chowdhury and Zulkernine, 2011; Lauinger et al, 2017; Linares-Vásquez et al, 2017; Munaiah et al, 2017). To study the issues within the software ecosystem, we also define the traversal of the downstream clients by using the dependency list of clients. These studies introduce some technique to model the dependency graph (Bavota et al, 2015; Hejderup, 2015; Kikas et al, 2017). *Our work* uses similar mining techniques to extract the dependencies as well as construct the ecosystem. In our work, we manually extract and investigate the commits to understand the contents of the fix.

7 Conclusion

Vulnerabilities in third-party dependencies are a growing concern for the software developers as the risk of it could be extended to the entire software ecosystem. To ensure quick adoption and propagation of a fixing release, we conduct an empirical investigation to identify lags that may occur between the vulnerable release and its fixing release from a case study of `npm` JavaScript ecosystem. We found that the fixing release is rarely released on its own, with up to 92.86% of the bundled commits in a fixing release being unrelated to the fix. We then found that a quick fixing release update (i.e., patch landing) does not always ensure that a client will adopt it quicker, with only 17.69% of clients matching a patch landing to a patch client landing. Furthermore, factors such as the lineage freshness and the vulnerability severity do influence its propagation.

In addition to these lags that we identified and characterized, this paper lays the groundwork for future research on how to mitigate these propagation lags in an ecosystem. We suggest that researchers should provide strategies for making the most efficient update via the release cycle. Practitioners also need more awareness to allow quicker planning of the update. Potential future avenues for researchers includes (i) a developer survey to better understanding the reason for the release and adoption of fixes, (ii) a tool for highlighting fixing releases, (iii) a tool for managing and prioritizing vulnerability fixing process.

Acknowledgment

This work was supported by the Japan Society for Promotion of Science (JSPS) KAKENHI Grant Numbers JP18H04094, JP18H03221.

References

- Abdalkareem R, Nourry O, Wehaibi S, Mujahid S, Shihab E (2017) Why Do Developers Use Trivial Packages? An Empirical Case Study on npm. In: Proceedings of the 11th Joint Meeting on Foundations of Software Engineering (ESEC/FSE), pp 385–395
- Alhazmi OH, Malaiya YK, Ray I (2007) Measuring, analyzing and predicting security vulnerabilities in software systems. *Computers and Security* 26(3):219–228
- Bavota G, Canfora G, Di Penta M, Oliveto R, Panichella S (2015) How the Apache Community Upgrades Dependencies: An Evolutionary Study. *Empirical Software Engineering (EMSE)* 20(5):1275–1317
- Bennett JT (2014) Shellshock in the Wild - Shellshock in the Wild. <https://www.fireeye.com/blog/threat-research/2014/09/shellshock-in-the-wild.html>, (Accessed on 04/20/2020)
- Bogart C, Kästner C, Herbsleb J, Thung F (2016) How to Break an API: Cost Negotiation and Community Values in Three Software Ecosystems. In: Proceedings of the 24th International Symposium on the Foundations of Software Engineering (FSE), pp 109–120
- Cadariu M, Bouwers E, Visser J, van Deursen A (2015) Tracking known security vulnerabilities in proprietary software systems. In: Proceedings of the 22nd International Conference on Software Analysis, Evolution, and Reengineering (SANER), pp 516–519
- Chowdhury I, Zulkernine M (2011) Using complexity, coupling, and cohesion metrics as early indicators of vulnerabilities. *Journal of Systems Architecture (JSA)* 57(3):294–313
- Cohen J (1988) *Statistical Power Analysis for the Behavioral Sciences*. Routledge
- Cox J, Bouwers E, Eekelen M, Visser J (2015) Measuring dependency freshness in software systems. In: 2015 IEEE/ACM 37th IEEE International Conference on Software Engineering (ICSE), pp 109–118
- Cramér H (1946) *Mathematical Methods of Statistics*. Princeton University Press
- Decan A, Mens T, Claes M (2017) An empirical comparison of dependency issues in OSS packaging ecosystems. In: Proceedings of the 24th International Conference on Software Analysis, Evolution, and Reengineering (SANER), pp 2–12
- Decan A, Mens T, Constantinou E (2018) On the impact of security vulnerabilities in the npm package dependency network. In: Proceedings of the 15th International Conference on Mining Software Repositories (MSR), pp 181–191
- GitHub (2017) About security alerts for vulnerable dependencies. <https://help.github.com/articles/about-security-alerts-for-vulnerable-dependencies/>, (Accessed on 04/20/2020)

- GitHub (2018a) How security alerts are keeping your code safer. <https://github.blog/2018-03-21-security-alerting-a-first-look-at-community-responses/>, (Accessed on 04/20/2020)
- GitHub (2018b) Viewing and updating vulnerable dependencies in your repository. <https://help.github.com/articles/viewing-and-updating-vulnerable-dependencies-in-your-repository/>, (Accessed on 04/20/2020)
- Hejderup J (2015) In Dependencies We Trust: How vulnerable are dependencies in software modules? Master's thesis, Delft University of Technology
- Hora A, Robbes R, Anquetil N, Etien A, Ducasse S, Valente MT (2015) How Do Developers React to API Evolution? The Pharo Ecosystem Case. In: Proceedings of the 31st International Conference on Software Maintenance and Evolution (ICSME), pp 251–260
- Howard M, Leblanc D (2001) Writing Secure Code. Redmond, WA, USA
- Ihara A, Fujibayashi D, Suwa H, Kula RG, Matsumoto K (2017) Understanding When to Adopt a Library: A Case Study on ASF Projects. In: Proceedings of the 13th International Conference on Open Source Systems (OSS), pp 128–138
- Kikas R, Gousios G, Dumas M, Pfahl D (2017) Structure and Evolution of Package Dependency Networks. In: Proceedings of the 14th International Conference on Mining Software Repositories (MSR), pp 102–112
- Kruskal WH, Wallis WA (1952) Use of Ranks in One-Criterion Variance Analysis. *Journal of the American Statistical Association* 47(260):583–621
- Kula RG, De Roover C, German DM, Ishio T, Inoue K (2018) A generalized model for visualizing library popularity, adoption, and diffusion within a software ecosystem. In: 2018 IEEE 25th International Conference on Software Analysis, Evolution and Reengineering (SANER), pp 288–299
- Kula RG, German DM, Ouni A, Ishio T, Inoue K (2018) Do developers update their library dependencies? *Empirical Software Engineering (EMSE)* 23(1):384–417
- Lauinger T, Chaabane A, Arshad S, Robertson W, Wilson C, Kirda E (2017) Thou Shalt Not Depend on Me: Analysing the Use of Outdated JavaScript Libraries on the Web. In: Proceedings of the 24th Network and Distributed System Security Symposium (NDSS)
- Linares-Vásquez M, Bavota G, Escobar-Velásquez C (2017) An Empirical Study on Android-related Vulnerabilities. In: Proceedings of the 14th International Conference on Mining Software Repositories (MSR), pp 2–13
- Mirhosseini S, Parnin C (2017) Can automated pull requests encourage software developers to upgrade out-of-date dependencies? In: Proceedings of the 32nd IEEE/ACM International Conference on Automated Software Engineering (ASE), pp 84–94
- Mitre Corporation (2018a) CVE - Common Vulnerabilities and Exposures (CVE). <https://cve.mitre.org/>, (Accessed on 04/20/2020)
- Mitre Corporation (2018b) CWE - Common Weakness Enumeration. <https://cwe.mitre.org/>, (Accessed on 04/20/2020)

- Munaiah N, Camilo F, Wigham W, Meneely A, Nagappan M (2017) Do bugs foreshadow vulnerabilities? An in-depth study of the chromium project. *Empirical Software Engineering (EMSE)* 22(3):1305–1347
- Nguyen VH, Dashevskiy S, Massacci F (2016) An automatic method for assessing the versions affected by a vulnerability. *Empirical Software Engineering (EMSE)* 21(6):2268–2297
- NPM (2010) npm. <https://www.npmjs.com/>, (Accessed on 04/20/2020)
- NPM (2016) Responding to Security Threats and Critical Updates . <https://www.npmjs.com/policies/security#responding-to-security-threats-and-critical-updates>, (Accessed on 04/20/2020)
- NPM (2018) Auditing package dependencies for security vulnerabilities. <https://docs.npmjs.com/auditing-package-dependencies-for-security-vulnerabilities>, (Accessed on 04/20/2020)
- Pashchenko I, Plate H, Ponta SE, Sabetta A, Massacci F (2018) Vulnerable Open Source Dependencies: Counting Those That Matter. In: *Proceedings of the 12th International Symposium on Empirical Software Engineering and Measurement (ESEM)*, pp 42:1–42:10
- Pearson K (1900) X. on the criterion that a given system of deviations from the probable in the case of a correlated system of variables is such that it can be reasonably supposed to have arisen from random sampling. *The London, Edinburgh, and Dublin Philosophical Magazine and Journal of Science* 50(302):157–175
- Ponta SE, Plate H, Sabetta A (2018) Beyond Metadata: Code-centric and Usage-based Analysis of Known Vulnerabilities in Open-source Software. In: *Proceedings of the 34th International Conference on Software Maintenance and Evolution (ICSME)*, pp 58–68
- Preston-Werner T (2009) Semantic Versioning 2.0.0. <https://semver.org/>, (Accessed on 04/20/2020)
- Raemaekers S, van Deursen A, Visser J (2012) Measuring software library stability through historical version analysis. In: *Proceedings of the 28th International Conference on Software Maintenance (ICSM)*, pp 378–387
- Robbes R, Lungu M, Röthlisberger D (2012) How Do Developers React to API Deprecation?: The Case of a Smalltalk Ecosystem. In: *Proceedings of the 20th International Symposium on the Foundations of Software Engineering (FSE)*, pp 56:1–56:11
- Romano J, Kromrey JD, Coraggio J, Skowronek J, Devine L (2006) Exploring methods for evaluating group differences on the nsse and other surveys: Are the t-test and cohen’s d indices the most appropriate choices. In: *Annual meeting of the Southern Association for Institutional Research*, Citeseer
- Sawant AA, Robbes R, Bacchelli A (2016) On the reaction to deprecation of 25,357 clients of 4+1 popular Java APIs. In: *Proceedings of the 32th International Conference on Software Maintenance and Evolution (ICSME)*, pp 400–410

- Shin Y, Williams L (2008) An empirical model to predict security vulnerabilities using code complexity metrics. In: Proceedings of the 2nd International Symposium on Empirical Software Engineering and Measurement (ESEM), pp 315–317
- Snyk (2015) Vulnerability DB. <https://snyk.io/vuln>, (Accessed on 04/20/2020)
- Snyk (2017a) Denial of Service (DoS) - npm:connect. <https://snyk.io/vuln/npm:connect:20120107>, (Accessed on 04/20/2020)
- Snyk (2017b) Insecure defaults in faye | snyk. <https://snyk.io/vuln/npm:faye:20121107>, (Accessed on 04/20/2020)
- Snyk (2017c) Symlink attack due to predictable tmp folder names in npm | snyk. <https://snyk.io/vuln/npm:npm:20130708>, (Accessed on 04/20/2020)
- Synopsys (2014) Heartbleed Bug. <http://heartbleed.com/>, (Accessed on 04/20/2020)
- Teyton C, Falleri JR, Blanc X (2012) Mining Library Migration Graphs. In: Proceedings of the 19th Working Conference on Reverse Engineering (WCRE), pp 289–298
- Williams L, McGraw G, Miguez S (2018) Engineering Security Vulnerability Prevention, Detection, and Response. *IEEE Software* 35(5):76–80
- Wittern E, Suter P, Rajagopalan S (2016) A Look at the Dynamics of the JavaScript Package Ecosystem. In: Proceedings of the 13th International Conference on Mining Software Repositories (MSR), pp 351–361
- Zerouali A, Constantinou E, Mens T, Robles G, Gonzalez-Barahona J (2018) An empirical analysis of technical lag in npm package dependencies. In: Proceedings of the 17th International Conference on Software Reuse (ICSR), pp 95–110