

Sampling the $\mu\nu$ SSM for displaced decays of the tau left sneutrino LSP at the LHC

Essodjolo Kpatcha^{*a,b}, Iñaki Lara^{†a,b,h}, Daniel E. López-Fogliani^{‡c,d},
 Carlos Muñoz^{§a,b}, Natsumi Nagata^{¶e}, Hidetoshi Otono^{||f}, and
 Roberto Ruiz de Austri^{**g}

^a*Departamento de Física Teórica, Universidad Autónoma de Madrid (UAM), Campus de Cantoblanco, 28049 Madrid, Spain*

^b*Instituto de Física Teórica (IFT) UAM-CSIC, Campus de Cantoblanco, 28049 Madrid, Spain*

^c*Instituto de Física de Buenos Aires UBA & CONICET, Departamento de Física, Facultad de Ciencia Exactas y Naturales, Universidad de Buenos Aires, 1428 Buenos Aires, Argentina*

^d*Pontificia Universidad Católica Argentina, 1107 Buenos Aires, Argentina*

^e*Department of Physics, University of Tokyo, Tokyo 113-0033, Japan*

^f*Research Center for Advanced Particle Physics, Kyushu University, Fukuoka 819-0395, Japan*

^g*Instituto de Física Corpuscular CSIC-UV, c/Catedrático José Beltrán 2, 46980 Paterna, Valencia, Spain*

^h*Center for Theoretical Physics of the Universe, Institute for Basic Science (IBS), Daejeon, 34126, Korea*

Abstract

Within the framework of the $\mu\nu$ SSM, a displaced dilepton signal is expected at the LHC from the decay of a tau left sneutrino as the lightest supersymmetric particle (LSP) with a mass in the range 45 – 100 GeV. We compare the predictions of this scenario with the ATLAS search for long-lived particles using displaced lepton pairs in pp collisions, considering an optimization of the trigger requirements by means of a high level trigger that exploits tracker information. The analysis is carried out in the general case of three families of right-handed neutrino superfields, where all the neutrinos get contributions to their masses at tree level. To analyze the parameter space, we sample the $\mu\nu$ SSM for a tau left sneutrino LSP with proper decay length $c\tau > 0.1$ mm using a likelihood data-driven method, and paying special attention to reproduce the current experimental data on neutrino and Higgs physics, as well as flavor observables. The sneutrino is special in the $\mu\nu$ SSM since its couplings have to be chosen so that the neutrino oscillation data are reproduced. We find that important regions of the parameter space can be probed at the LHC run 3.

*kpatcha.essodjolo@uam.es

†inaki.lara@csic.es

‡daniel.lopez@df.uba.ar

§c.munoz@uam.es

¶natsumi@hep-th.phys.s.u-tokyo.ac.jp

||otono@phys.kyushu-u.ac.jp

**rruiz@ific.uv.es

Keywords: Supersymmetry Phenomenology; Supersymmetric Standard Model; LHC phenomenology

Contents

1	Introduction	2
2	The $\mu\nu$S SM	4
2.1	Neutrino/sneutrino physics	7
2.2	$\tilde{\nu}_\tau$ LSP	8
3	Searching for $\tilde{\nu}_\tau$ LSP at the LHC	9
4	Strategy for the scanning	13
4.1	Sampling the $\mu\nu$ S SM	13
4.2	Likelihoods	13
4.3	Input parameters	16
5	Results	18
5.1	Constraints from neutrino/sneutrino physics.	18
5.2	Constraints from accelerator searches	22
6	Conclusions	26

1 Introduction

The search for low-energy supersymmetry (SUSY) is one of the main goals of the LHC. This search has been focused mainly on signals with missing transverse energy (MET) inspired in R -parity conserving (RPC) models, such as the minimal supersymmetric standard model (MSSM) [1–3]. There, significant bounds on sparticle masses have been obtained [4], especially for strongly interacting sparticles whose masses must be above about 1 TeV [5,6]. Less stringent bounds of about 100 GeV have been obtained for weakly interacting sparticles, and even the bino-like neutralino is basically not constrained due to its small pair production cross section. Qualitatively similar results have also been obtained in the analysis of simplified R -parity violating (RPV) scenarios with trilinear lepton- or baryon-number violating terms [7], assuming a single channel available for the decay of the LSP into leptons. However, this assumption is not possible in other RPV scenarios, such as the ‘ μ from ν ’ supersymmetric standard model ($\mu\nu$ S SM) [8], where the several decay branching ratios (BRs) of the LSP significantly decrease the signal. This implies that the extrapolation of the usual bounds on sparticle masses to the $\mu\nu$ S SM is not applicable.

The most recent analyses of signals at the LHC for LSP candidates in the $\mu\nu$ S SM have been dedicated to the left sneutrino [9, 10], and to the bino-like neutralino [11].¹ In the

¹The phenomenology of a neutralino LSP was analyzed in the past in Refs. [12–15]. In the recent works [16, 17], in addition to perform the complete one-loop renormalization of the neutral scalar sector of the $\mu\nu$ S SM, interesting scenarios with right sneutrinos lighter than the standard model-like Higgs boson were studied.

latter case, it was shown that no points of the parameter space of the $\mu\nu$ SSM were excluded when the left sneutrino is the next-to-LSP (NLSP) and hence a suitable source of binos. In the region of bino (sneutrino) masses 110 – 120 (120 – 140) GeV it was found a tri-lepton signal compatible with the local excess reported by ATLAS [18]. If this excess were due to a statistical fluctuation,² the prospects for the bounds on the parameter space of the sneutrino-bino mass in the $\mu\nu$ SSM were discussed for the 13-TeV search with an integrated luminosity of 100 and 300 fb⁻¹.

Concerning the left sneutrino LSP, in Ref. [9] the prospects for detection of signals with di-photon plus leptons or MET from neutrinos, and multi-leptons, from the pair production of left sneutrinos/sleptons and their prompt decays ($c\tau \lesssim 0.1$ mm), were analyzed. A significant evidence is expected only in the mass range of about 100 to 300 GeV. The mass range of 45 to 100 GeV (with the lower limit imposed not to disturb the decay width of the Z) was covered in Ref [10] for the tau left sneutrino ($\tilde{\nu}_\tau$) LSP. First, it was checked that no constraint on the $\tilde{\nu}_\tau$ mass is obtained from previous searches. In particular, since the sneutrino has several relevant decay modes, the LEP lower bound on its mass of about 90 GeV [20–25] obtained under the assumption of BR one to leptons, via trilinear RPV couplings, is not applicable. Similar conclusions were obtained from LEP mono-photon search (gamma+MET) [26], and LHC mono-photon and mono-jet (jet+MET) searches [27, 28]. Concerning LEP searches for staus [20–25], in the $\mu\nu$ SSM the left stau does not decay directly but through an off-shell W and a $\tilde{\nu}_\tau$, and therefore searches for its direct decay are not relevant in this model. Although the sneutrino mass can in principle be constrained using searches for final states as those of the $\mu\nu$ SSM from the production of a pair of $\tilde{\nu}_\tau$ from staus, it was also checked in Ref [10] that this is not the case. Then, the displaced-vertex decays of the $\tilde{\nu}_\tau$ LSP producing signals with di-lepton pairs was studied. Using the present data set of the ATLAS 8-TeV dilepton search [29], the conclusion was that one can constrain the sneutrino in some regions of the parameter space of the $\mu\nu$ SSM, especially when the Yukawa couplings and mass scale of neutrinos are rather small. In order to improve the sensitivity of this search, it was proposed an optimization of the trigger requirements exploited in ATLAS based on a high level trigger that utilizes the tracker information.

The above analyses were carried out in the simplest case of the $\mu\nu$ SSM with one right-handed neutrino superfield. Thus only one of the light neutrinos gets a nonvanishing tree-level contribution to its mass, whereas the other two masses rely on loop corrections. Basically, the only experimental constraint imposed in those works was that the heavier neutrino mass should be in the range $m_\nu \sim [0.05, 0.23]$ eV, i.e. below the upper bound on the sum of neutrino masses ~ 0.23 eV [30], and above the square root of the mass-squared difference $\Delta m_{\text{atm}}^2 \sim 2.42 \times 10^{-3} \text{eV}^2$ [31]. In addition, the simplified assumption that all neutrino Yukawas have the same value was also applied. Although these analyses were useful to get a first idea of the accelerator constraints on the left sneutrino LSP, the lack of experimental bounds on the masses of the superpartners in the $\mu\nu$ SSM makes it peremptory a detailed study reproducing the whole neutrino physics. This is the aim of this work. We will reconsider the analysis of Ref. [10], but in the context of the $\mu\nu$ SSM with three families of right-handed neutrino superfields where all the neutrinos get contributions

²The recent emulated recursive jigsaw reconstruction [19] confirmed the 3σ excess with 36 fb⁻¹, but sees only a small 1.27σ excess of data with respect to predictions with full 139 fb⁻¹.

to their masses at tree level, and different values of the neutrino Yukawas are necessary to reproduce neutrino physics. In particular, we will study the constraints on the parameter space by sampling the model to get the $\tilde{\nu}_\tau$ LSP in the range of masses 45 – 100 GeV, with a decay length of the order of the millimeter. We will pay special attention to reproduce the experimental neutrino masses and mixing angles [32–35]. The different values of the neutrino Yukawas will imply that certain regions of the parameter space are excluded by the LEP analysis, unlike the result of Ref [10]. In addition, we will impose on the resulting parameters to be in agreement with Higgs data and other observables.

The paper is organized as follows. In Section 2, we will briefly review the $\mu\nu$ SSM and its relevant parameters for our analysis of the neutrino/sneutrino sector, emphasizing the special role of the sneutrino in this scenario since its couplings have to be chosen so that the neutrino oscillation data are reproduced. In Section 3, we will introduce the phenomenology of the $\tilde{\nu}_\tau$ LSP, studying its pair production channels at the LHC, as well as the signals. These consist of two dileptons or a dilepton plus MET from the sneutrino decays. Then, we will consider the existing dilepton displaced-vertex searches, and discuss its feasibility and significance on $\tilde{\nu}_\tau$ searches. In Section 4, we will discuss the strategy that we employed to perform scans searching for points of the parameter space of our scenario compatible with current experimental data on neutrino and Higgs physics, as well as flavor observables. The results of these scans will be presented in Section 5, and applied to show the current reach of the LHC search on the parameter space of the $\tilde{\nu}_\tau$ LSP based on the ATLAS 8-TeV result [29], and the prospects for the 13-TeV searches. Finally, our conclusions are left for Section 6.

2 The $\mu\nu$ SSM

The $\mu\nu$ SSM [8, 36] is a natural extension of the MSSM where the μ problem is solved and, simultaneously, the neutrino data can be reproduced [8, 36, 12, 13, 37, 38]. This is obtained through the presence of trilinear terms in the superpotential involving right-handed neutrino superfields $\hat{\nu}_i^c$, which relate the origin of the μ -term to the origin of neutrino masses and mixing. The simplest superpotential of the $\mu\nu$ SSM [8, 36, 9] with three right-handed neutrinos is the following:

$$\begin{aligned}
W = & \epsilon_{ab} \left(Y_{e_{ij}} \hat{H}_d^a \hat{L}_i^b \hat{e}_j^c + Y_{d_{ij}} \hat{H}_d^a \hat{Q}_i^b \hat{d}_j^c + Y_{u_{ij}} \hat{H}_u^b \hat{Q}_i^a \hat{u}_j^c \right) \\
& + \epsilon_{ab} \left(Y_{\nu_{ij}} \hat{H}_u^b \hat{L}_i^a \hat{\nu}_j^c - \lambda_i \hat{\nu}_i^c \hat{H}_u^b \hat{H}_d^a \right) + \frac{1}{3} \kappa_{ijk} \hat{\nu}_i^c \hat{\nu}_j^c \hat{\nu}_k^c,
\end{aligned} \tag{1}$$

where the summation convention is implied on repeated indices, with $a, b = 1, 2$ $SU(2)_L$ indices and $i, j, k = 1, 2, 3$ the usual family indices of the standard model (SM).

The simultaneous presence of the last three terms in Eq. (1) makes it impossible to assign R -parity charges consistently to the right-handed neutrinos (ν_{iR}), thus producing explicit RPV (harmless for proton decay). Note nevertheless, that in the limit $Y_{\nu_{ij}} \rightarrow 0$, $\hat{\nu}^c$ can be identified in the superpotential as a pure singlet superfield without lepton number, similar to the next-to-MSSM (NMSSM) [39], and therefore R parity is restored. Thus, the neutrino Yukawa couplings $Y_{\nu_{ij}}$ are the parameters which control the amount of RPV in the $\mu\nu$ SSM, and as a consequence this violation is small. After the electroweak symmetry

breaking (EWSB) induced by the soft SUSY-breaking terms of the order of the TeV, and with the choice of CP conservation, the neutral Higgses ($H_{u,d}$) and right ($\tilde{\nu}_{iR}$) and left ($\tilde{\nu}_i$) sneutrinos develop the following vacuum expectation values (VEVs):

$$\langle H_d \rangle = \frac{v_d}{\sqrt{2}}, \quad \langle H_u \rangle = \frac{v_u}{\sqrt{2}}, \quad \langle \tilde{\nu}_{iR} \rangle = \frac{v_{iR}}{\sqrt{2}}, \quad \langle \tilde{\nu}_i \rangle = \frac{v_i}{\sqrt{2}}, \quad (2)$$

where $v_{iR} \sim \text{TeV}$, whereas $v_i \sim 10^{-4} \text{ GeV}$ because of the small contributions $Y_\nu \lesssim 10^{-6}$ whose size is determined by the electroweak-scale seesaw of the $\mu\nu\text{SSM}$ [8, 36]. Note in this sense that the last term in Eq. (1) generates dynamically Majorana masses, $m_{\mathcal{M}_{ij}} = 2\kappa_{ijk} \frac{v_{kR}}{\sqrt{2}} \sim \text{TeV}$. On the other hand, the fifth term in the superpotential generates the μ -term, $\mu = \lambda_i \frac{v_{iR}}{\sqrt{2}} \sim \text{TeV}$.

The new couplings and sneutrino VEVs in the $\mu\nu\text{SSM}$ induce new mixing of states. The associated mass matrices were studied in detail in Refs. [36, 13, 9]. Summarizing, there are eight neutral scalars and seven neutral pseudoscalars (Higgses-sneutrinos), eight charged scalars (charged Higgses-sleptons), five charged fermions (charged leptons-charginos), and ten neutral fermions (neutrinos-neutralinos). In the following, we will concentrate in briefly reviewing the neutrino and left sneutrino mass eigenstates, which are the relevant ones for our analysis.

The neutral fermions have the flavor composition $(\nu_i, \tilde{B}, \tilde{W}, \tilde{H}_d, \tilde{H}_u, \nu_{iR})$. Thus, with the low-energy bino and wino soft masses, M_1 and M_2 , of the order of the TeV, and similar values for μ and $m_{\mathcal{M}}$ as discussed above, this generalized seesaw produces three light neutral fermions dominated by the left-handed neutrino (ν_i) flavor composition. In fact, data on neutrino physics [32–35] can easily be reproduced at tree level [8, 36, 12, 13, 37, 38], even with diagonal Yukawa couplings [12, 37], i.e. $Y_{\nu_{ii}} = Y_{\nu_i}$ and vanishing otherwise. A simplified formula for the effective mixing mass matrix of the light neutrinos is [37]:

$$(m_\nu)_{ij} \simeq \frac{Y_{\nu_i} Y_{\nu_j} v_u^2}{6\sqrt{2}\kappa v_R} (1 - 3\delta_{ij}) - \frac{v_i v_j}{4M^{\text{eff}}} - \frac{1}{4M^{\text{eff}}} \left[\frac{v_d (Y_{\nu_i} v_j + Y_{\nu_j} v_i)}{3\lambda} + \frac{Y_{\nu_i} Y_{\nu_j} v_d^2}{9\lambda^2} \right], \quad (3)$$

with

$$M^{\text{eff}} \equiv M - \frac{v^2}{2\sqrt{2}(\kappa v_R^2 + \lambda v_u v_d)} \frac{1}{3\lambda v_R} \left(2\kappa v_R^2 \frac{v_u v_d}{v^2} + \frac{\lambda v^2}{2} \right), \quad (4)$$

and

$$\frac{1}{M} = \frac{g'^2}{M_1} + \frac{g^2}{M_2}, \quad (5)$$

where $v^2 = v_d^2 + v_u^2 + \sum_i v_i^2 = 4m_Z^2/(g^2 + g'^2) \approx (246 \text{ GeV})^2$. For simplicity, we are also assuming in these formulas, and in what follows, $\lambda_i = \lambda$, $v_{iR} = v_R$, and $\kappa_{iii} \equiv \kappa_i = \kappa$ and vanishing otherwise. We are then left with the following set of variables as independent parameters in the neutrino sector:

$$\lambda, \kappa, Y_{\nu_i}, \tan \beta, v_i, v_R, M, \quad (6)$$

where $\tan \beta \equiv v_u/v_d$ and since $v_i \ll v_d, v_u$, we have $v_d \approx v/\sqrt{\tan^2 \beta + 1}$. For the discussion,

hereafter we will use indistinctly the subindices $(1,2,3) \equiv (e, \mu, \tau)$. In the numerical analyses of the next sections, it will be enough for our purposes to consider the sign convention where all these parameters are positive. Of the five terms in Eq. (3), the first two are generated through the mixing of ν_i with ν_{iR} -Higgsinos, and the rest of them also include the mixing with the gauginos. These are the so-called ν_R -Higgsino seesaw and gaugino seesaw, respectively [37].

As we can understand from these equations, neutrino physics in the $\mu\nu$ SSM is closely related to the parameters and VEVs of the model, since the values chosen for them must reproduce current data on neutrino masses and mixing angles.

Concerning the neutral scalars in the $\mu\nu$ SSM, although they have flavor composition $(H_d^{\mathcal{R}}, H_u^{\mathcal{R}}, \tilde{\nu}_{iR}^{\mathcal{R}}, \tilde{\nu}_i^{\mathcal{R}})$, the off-diagonal terms of the mass matrix mixing the left sneutrinos with Higgses and right sneutrinos are suppressed by Y_ν and v_{iL} , implying that the left sneutrino states will be almost pure. The same happens for the pseudoscalar left sneutrino states $\tilde{\nu}_i^{\mathcal{I}}$, which have in addition degenerate masses with the scalars $m_{\tilde{\nu}_i^{\mathcal{R}}} \approx m_{\tilde{\nu}_i^{\mathcal{I}}} \equiv m_{\tilde{\nu}_i}$. From the minimization equations for v_i , we can write their approximate tree-level values as

$$m_{\tilde{\nu}_i}^2 \approx \frac{Y_{\nu_i} v_u}{v_i} \frac{v_R}{\sqrt{2}} \left[\frac{-T_{\nu_i}}{Y_{\nu_i}} + \frac{v_R}{\sqrt{2}} \left(-\kappa + \frac{3\lambda}{\tan\beta} \right) \right], \quad (7)$$

where T_{ν_i} are the trilinear parameters in the soft Lagrangian, $-\epsilon_{ab} T_{\nu_{ij}} H_u^b \tilde{L}_{iL}^a \tilde{\nu}_{jR}^*$, taking for simplicity $T_{\nu_{ii}} = T_{\nu_i}$ and vanishing otherwise. Therefore, left sneutrino masses introduce in addition to the parameters of Eq. (6), the

$$T_{\nu_i}, \quad (8)$$

as other relevant parameters for our analysis. In the numerical analyses of Sections 4 and 5, we will use negative values for them in order to avoid tachyonic left sneutrinos.

Since we have assumed diagonal sfermion mass matrices, and from the minimization conditions we have eliminated the soft masses $m_{H_d}^2$, $m_{H_u}^2$, $m_{\tilde{\nu}_{iR}}^2$ and $m_{L_{iL}}^2$ in favor of the VEVs, the parameters in Eqs. (6) and (8), together with the rest of soft trilinear parameters, soft scalar masses, and soft gluino masses

$$T_\lambda, T_\kappa, T_{u_i}, T_{d_i}, T_{e_i}, m_{\tilde{Q}_{iL}}, m_{\tilde{u}_{iR}}, m_{\tilde{d}_{iR}}, m_{\tilde{e}_{iR}}, M_3, \quad (9)$$

constitute our whole set of free parameters, and are specified at low scale. Note that the parameters κ , v_R and T_κ are the key ingredients to determine the mass scale of the right sneutrino states [36, 12]. For example, for $\lambda \lesssim 0.01$ they are free from any doublet contamination, and the masses can be approximated by [15, 9]:

$$m_{\tilde{\nu}_{iR}}^2 \approx \frac{v_R}{\sqrt{2}} \left(T_\kappa + \frac{v_R}{\sqrt{2}} 4\kappa^2 \right), \quad m_{\tilde{\nu}_i^{\mathcal{I}}}^2 \approx -\frac{v_R}{\sqrt{2}} 3T_\kappa. \quad (10)$$

Thus we will use negative values for T_κ in order to avoid tachyonic pseudoscalar right sneutrinos. Given that we will focus on a $\tilde{\nu}_\tau$ LSP with a mass smaller than 100 GeV, we will also use negative values for T_{u_3} in order to avoid too light left sneutrinos due to loop corrections.

Let us finally point out, that if we follow the usual assumption based on the breaking of supergravity, that all the trilinear parameters are proportional to their corresponding Yukawa couplings, defining $T_\nu = A_\nu Y_\nu$ we can write Eq. (7) as:

$$m_{\tilde{\nu}_i}^2 \approx \frac{Y_{\nu_i} v_u}{v_i} \frac{v_R}{\sqrt{2}} \left[-A_{\nu_i} + \frac{v_R}{\sqrt{2}} \left(-\kappa + \frac{3\lambda}{\tan \beta} \right) \right], \quad (11)$$

and the parameters A_{ν_i} substitute the T_{ν_i} as the most representative. We will use both type of parameters throughout this work.

2.1 Neutrino/sneutrino physics

Since reproducing neutrino data is an important asset of the $\mu\nu$ SSM, as explained above, we will try to establish here qualitatively what regions of the parameter space are the best in order to be able to obtain correct neutrino masses and mixing angles. In particular, we will determine natural hierarchies among neutrino Yukawas, and among left sneutrino VEVs.

In addition, left sneutrinos are special in the $\mu\nu$ SSM with respect to other SUSY models. This is because, as discussed in Eq. (7), their masses are determined by the minimization equations with respect to v_i . Thus, they depend not only on left sneutrino VEVs but also on neutrino Yukawas, and as a consequence neutrino physics is very relevant. In particular, if we work with Eq. (11) assuming the simplest situation that all the A_{ν_i} are naturally of the order of the TeV, neutrino physics determines sneutrino masses through the prefactor $Y_{\nu_i} v_u / v_i$. Considering the normal ordering (NO) for the neutrino mass spectrum, which is nowadays favored by the analyses of neutrino data [32–35], representative solutions for neutrino/sneutrino physics using diagonal neutrino Yukawas in this scenario are summarized below. Note that these solutions take advantage of the dominance of the gaugino seesaw for some of the three neutrino families.

- 1) $M < 0$, with $Y_{\nu_1} < Y_{\nu_2}, Y_{\nu_3}$, and $v_1 > v_2, v_3$.

As explained in Refs. [37, 40], a negative value for M is useful in order to reproduce neutrino data with Y_{ν_1} the smallest Yukawa and v_1 the largest VEV. Essentially, this is because a small tuning in Eq. (3) between the gaugino seesaw and the ν_R -Higgsino seesaw is necessary in order to obtain the correct mass of the first family. Here the contribution of the gaugino seesaw is always the largest one. On the contrary, for the other two neutrino families, the contribution of the ν_R -Higgsino seesaw is the most important one and that of the gaugino seesaw is less relevant for the tuning. Following the above discussion about the prefactor of Eq. (11), these hierarchies of Yukawas and VEVs determine that $m_{\tilde{\nu}_1}$ is the smallest of all the sneutrino masses.

- 2) $M > 0$, with $Y_{\nu_3} < Y_{\nu_1} < Y_{\nu_2}$, and $v_1 < v_2 \sim v_3$.

In this case, it is easy to find solutions with the gaugino seesaw as the dominant one for the third family. Then, v_3 determines the corresponding neutrino mass and Y_{ν_3} can be small. On the other hand, the NO for neutrinos determines that the first family dominates the lightest mass eigenstate implying that $Y_{\nu_1} < Y_{\nu_2}$ and $v_1 < v_2, v_3$, with both ν_R -Higgsino and gaugino seesaws contributing significantly to the masses of the first and second family. Taking also into account that the composition of these two families in the second mass eigenstate is similar, we expect $v_2 \sim v_3$. Now for this solution we will have $m_{\tilde{\nu}_3}$ as the

smallest of all the sneutrino masses.

3) $M > 0$, with $Y_{\nu_2} < Y_{\nu_1} < Y_{\nu_3}$, and $v_1 < v_2 \sim v_3$.

These solutions can be deduced from the previous ones in 2) interchanging the values of the third family, Y_{ν_3} and v_3 , with the corresponding ones of the second family, Y_{ν_2} and v_2 . A small adjust in the parameters will lead again to a point in the parameter space satisfying neutrino data. This is clear from the fact that θ_{13} and θ_{12} are not going to be significantly altered, whilst θ_{23} may require a small tuning in the parameters. If the gaugino seesaw dominates for the second family, v_2 determines the corresponding neutrino mass and Y_{ν_2} can be small. Then, $m_{\tilde{\nu}_2}$ will be the smallest of all sneutrino masses.

We will see in the next subsection that solutions of type 2) are the ones interesting for our analysis.

Let us finally point out that when off-diagonal neutrino Yukawas are allowed, it is not possible to arrive to a general conclusion regarding the hierarchy in sneutrinos masses, specially when the gaugino seesaw is sub-dominant. This is because one can play with the hierarchies among v_i with enough freedom in the neutrino Yukawas in order to reproduce the experimental results. Therefore, there is no a priori knowledge of the hierarchies in the sneutrino masses, and carrying out an analysis case by case turns out to be necessary.

2.2 $\tilde{\nu}_\tau$ LSP

In the $\mu\nu$ SSM, because of RPV any SUSY particle can be a candidate for the LSP. Nevertheless, the case of the $\tilde{\nu}_\tau$ LSP turns out to be particularly interesting because of the large value of the tau Yukawa coupling, which can give rise to significant BRs for decays to³ $\tau\tau$ and $\tau\ell$, once the sneutrinos are dominantly pair-produced via a Drell-Yan process mediated by a virtual W , Z or γ , as we will discuss in the next section.

There is enough freedom in the parameter space of the $\mu\nu$ SSM in order to get light left sneutrinos. Assuming as discussed above that the A_{ν_i} are naturally of the order of the TeV, values of the prefactor of Eq. (11) $Y_{\nu_i}v_u/v_i$ in the range of about 0.01 – 1, i.e. $Y_{\nu_i} \sim 10^{-8} - 10^{-6}$, will give rise to left sneutrino masses in the range of about 100 – 1000 GeV. Thus, with the hierarchy of neutrino Yukawas $Y_{\nu_3} \sim 10^{-8} - 10^{-7} < Y_{\nu_{1,2}} \sim 10^{-6}$, we can obtain a $\tilde{\nu}_\tau$ LSP with a mass around 100 GeV whereas the masses of $\tilde{\nu}_{e,\mu}$ are of the order of the TeV. Clearly, we are in the case of solutions for neutrino physics of type 2) discussed in Subsection 2.1. Actually this type of hierarchy, with significant values for $Y_{\nu_{1,2}}$, increases the dilepton BRs of the $\tilde{\nu}_\tau$ LSP producing signals that can be probed at the LHC, as the analysis of the next sections will show.

It is worth noticing here that in this scenario the left stau can be naturally the NLSP, since it is only a little heavier than the $\tilde{\nu}_\tau$ because they are in the same $SU(2)$ doublet, with the mass splitting mainly due to the usual small D-term contribution, $-m_W^2 \cos 2\beta$. As we will see in the next section, this has implications for the production of the left sneutrino LSP at the LHC, because the direct production of sleptons and their decays is a significant source of sneutrinos.

³In what follows, the symbol ℓ will be used for an electron or a muon, $\ell = e, \mu$, and charge conjugation of fermions is to be understood where appropriate.

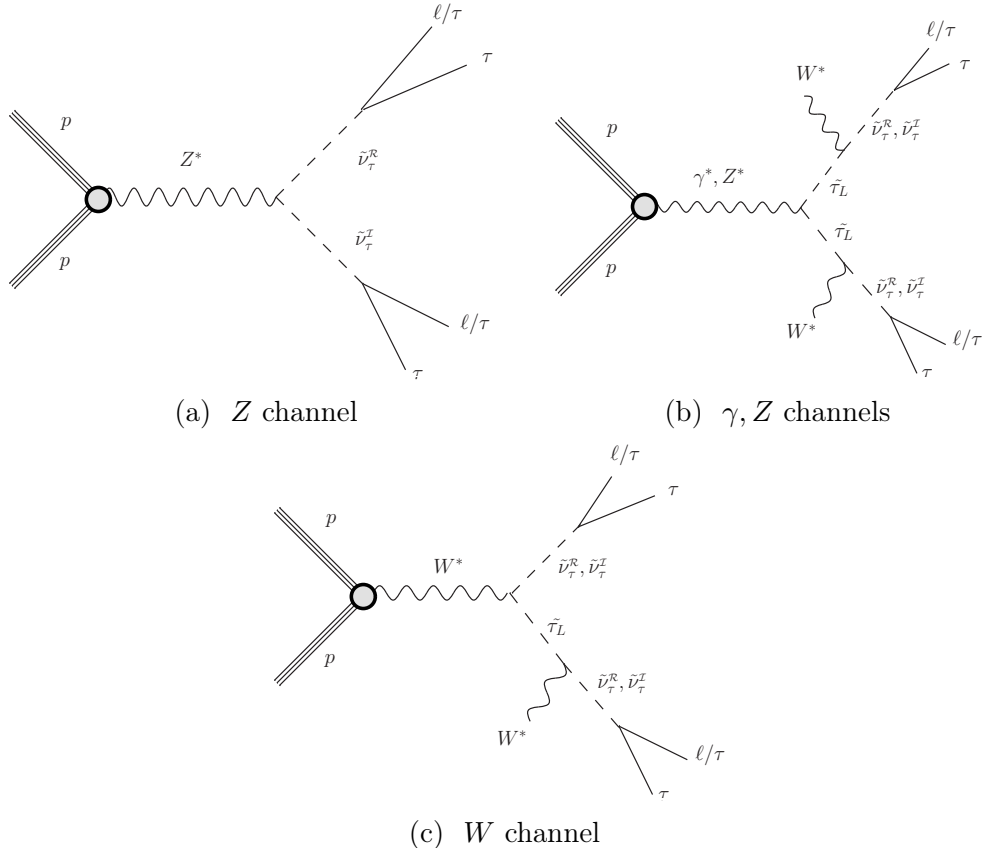


Figure 1: Decay channels into two $\tau \ell/\tau$, from a pair production at the LHC of scalar and pseudoscalar tau left sneutrinos co-LSPs. Decay channels into one $\tau \ell/\tau$ plus neutrinos are the same but substituting in (a), (b) and (c) one of the two vertices by a two-neutrino vertex.

3 Searching for $\tilde{\nu}_\tau$ LSP at the LHC

To probe the $\tilde{\nu}_\tau$ LSP, the dilepton displaced-vertex searches are found to be the most promising. Following the strategy of Ref. [10], we will compare the predictions of our current scenario with three right-handed neutrinos with the ATLAS search [29] for long-lived particles using displaced ($\gtrsim 1$ mm) lepton pairs $\ell\ell$ in pp collisions at $\sqrt{s} = 8$ TeV, as well as the prospects for the 13-TeV searches.

The direct production of $\tilde{\nu}_\tau$ occurs via a Z channel giving rise to a pair of scalar and pseudoscalar left sneutrinos, as shown in Fig. 1(a). Note that they are co-LSPs since they have essentially degenerate masses, as explained in the previous section. On the other hand, since the left stau is typically the NLSP its direct production and decay is another important source of the $\tilde{\nu}_\tau$ LSP. In particular, pair production can be obtained through a γ or Z decaying into two staus, as shown in Fig. 1(b), with the latter having a dominant RPC prompt decay into a (scalar or pseudoscalar) sneutrino plus an off-shell W producing a soft meson or a pair of a charged lepton and a neutrino. Note that although RPV decays of the stau are possible, e.g. stau into a tau plus a neutrino, they are extremely suppressed compared to the RPC one. Numerically, the stau has partial decay widths through RPV

diagrams $\sim 10^{-14} - 10^{-13}$ GeV, while the ones corresponding to the RPC three-body decays are $\sim 10^{-7}$ GeV. Therefore, its proper decay length is $\sim 10^{-9}$ m, with the BRs corresponding to the RPV decays $< 10^{-6}$. Sneutrinos can also be pair produced through a W decaying into a stau and a (scalar or pseudoscalar) sneutrino as shown in Fig. 1(c), with the stau decaying as before.

Subsequently, the pair-produced $\tilde{\nu}_\tau$ can decay into $\tau\ell/\tau$. As a result of the mixing between left sneutrinos and Higgses, the sizable decay of $\tilde{\nu}_\tau$ into $\tau\tau$ is possible because of the large value of the tau Yukawa coupling. Other sizable decays into $\tau\ell/\tau$ can occur through the Yukawa interaction of $\tilde{\nu}_\tau$ with τ and charged Higgsinos, via the mixing between the latter and ℓ or τ . To analyze these processes we can write approximate formulas for the partial decay widths of the scalar/pseudoscalar tau left sneutrino. The one into $\tau\tau$ is given by:

$$\Gamma(\tilde{\nu}_\tau \rightarrow \tau\tau) \approx \frac{m_{\tilde{\nu}_\tau}}{16\pi} \left(Y_\tau Z_{\tilde{\nu}_\tau H_d}^{H/A} - Y_{\nu_\tau} \frac{Y_\tau}{3\lambda} \right)^2, \quad (12)$$

where $Y_\tau \equiv Y_{e_{33}}$, and $Z^{H/A}$ is the matrix which diagonalizes the mass matrix for the neutral scalars/pseudoscalars. The latter is determined by the neutrino Yukawas, which are the order parameters of the RPV. The contribution of λ in the second term of Eq. (12) is due to the charged Higgsino mass that can be approximated by the value of $\mu = 3\lambda \frac{v_R}{\sqrt{2}}$. The partial decay width into $\tau\ell$ can then be approximated for both sneutrino states by the second term of Eq. (12) with the substitution $Y_{\nu_\tau} \rightarrow Y_{\nu_\ell}$:

$$\Gamma(\tilde{\nu}_\tau \rightarrow \tau\ell) \approx \frac{m_{\tilde{\nu}_\tau}}{16\pi} \left(Y_{\nu_\ell} \frac{Y_\tau}{3\lambda} \right)^2. \quad (13)$$

On the other hand, the gauge interactions of $\tilde{\nu}_\tau$ with neutrinos and binos (winos) can produce a large decay width into neutrinos, via the gauge mixing between these gauginos and neutrinos. This partial decay width can be approximated for scalar and pseudoscalar sneutrinos as

$$\sum_i \Gamma(\tilde{\nu}_\tau \rightarrow \nu_\tau \nu_i) \approx \frac{m_{\tilde{\nu}_\tau}}{16\pi} \sum_i \left| \frac{g'}{2} U_{i4}^V - \frac{g}{2} U_{i5}^V \right|^2, \quad (14)$$

where U^V is the matrix which diagonalizes the mass matrix for the neutral fermions, and the above entries can be approximated as

$$\begin{aligned} U_{i4}^V &\approx \frac{-g'}{\sqrt{2}M_1} \sum_l v_l U_{il}^{PMNS}, \\ U_{i5}^V &\approx \frac{g}{\sqrt{2}M_2} \sum_l v_l U_{il}^{PMNS}. \end{aligned} \quad (15)$$

Here U_{il}^{PMNS} are the entries of the PMNS matrix, with i and l neutrino physical and flavor indices, respectively. The relevant diagrams for $\tilde{\nu}_\tau$ searches that include this decay mode are the same as in Fig. 1, but substituting one of the $\tau\ell/\tau$ vertices by a two-neutrino vertex.

Let us remark that other decay channels of the $\tilde{\nu}_\tau$ can be present and have been taken

into account in our numerical computation, but they turn out to be negligible for the sneutrino masses that we are interested in this work.

Given the above results valid for three families of right-handed neutrino superfields, we can now follow the prescription of Ref. [10] for improving and recasting the ATLAS search [29] to the case of the $\tilde{\nu}_\tau$. One of the problems with the existing searches [29, 41–43] is that they are designed for a generic purpose and therefore not optimized for light metastable particles such as the $\tilde{\nu}_\tau$; we thus proposed in Ref. [10] a strategy of improving these searches by lowering trigger thresholds, relying on a high level trigger that utilizes tracker information. This optimization turned out to be quite feasible and considerably improves the sensitivity of the displaced-vertex searches to long-lived $\tilde{\nu}_\tau$. In particular, in the ATLAS 8-TeV analysis, the events must satisfy the following trigger requirements [29]:

- One muon with $p_T > 50$ GeV and $|\eta| < 1.07$, one electron with $p_T > 120$ GeV or two electrons with $p_T > 40$ GeV each,

and off-line selection requirements:

- One pair e^+e^- , $\mu^+\mu^-$ or $e^\pm\mu^\mp$ with $p_T > 10$ GeV and $0.02 < |\eta| < 2.5$ for each particle.

As shown in Ref. [10], the trigger requirement for electrons is so restrictive that it makes the selection efficiency for the dielectron channel be a few percent level, while for the $\mu^+\mu^-$ and $e^\pm\mu^\mp$ channels the efficiency can be a few tens of percent. We can however overcome this difficulty by optimizing the trigger requirements for left sneutrino searches by relaxing the momentum thresholds [10]. In fact, it is possible to reduce momentum thresholds for triggers by means of established techniques. For instance, the `mu24i` trigger used in the ATLAS experiment [44] only requires $p_T > 24$ GeV; such a low threshold can be achieved thanks to the information from the inner detector. This information can also improve the trigger performance in a wider range of the pseudorapidity of tracks, and thus we can also relax the requirement on η ; from $|\eta| < 1.07$ to $|\eta| < 2.5$ [44]. It is then argued in Ref. [10] that we can still consider the number of background events to be zero even after we relax the momentum threshold. Consequently, to exploit this trigger instead of that used in Ref. [29] can significantly enhance the sensitivity to light sneutrinos, since the typical momentum of muons from the sneutrino decays is a few tens of GeV. After all, one can use the following criteria for the optimized 8-TeV analysis:⁴

- At least one muon with $p_T > 24$ GeV.
- One pair $\mu^+\mu^-$ or $e^\pm\mu^\mp$ with $p_T > 10$ GeV and $0.02 < |\eta| < 2.5$ for each particle.

We can also assume an optimization of the trigger requirements in the 13-TeV searches. It is again discussed in Ref. [10] that one can use the following criteria for the 13-TeV analysis:

- At least one electron or muon with $p_T > 26$ GeV.

⁴We could have required a lower threshold for the electron trigger as well, but we do not consider this optimization since we are unable to estimate the increase in the number of background events caused by the relaxation in the trigger requirement [10].

- One pair $\mu^+\mu^-$, e^+e^- , or $e^\pm\mu^\mp$ with $p_T > 10$ GeV and $0.02 < |\eta| < 2.5$ for each particle.

Since we do not have the 13-TeV result for dilepton displaced-vertex searches for the moment, we just assume the expected number of background events to be zero, which should be validated in the future experiments. It is worth noticing that unlike the previous two trigger requirements, in this case the p_T threshold of 26 GeV is for both muons and electrons. The improvement of the selection efficiencies, ϵ_{sel} , for different masses, for the three production processes, and for the $\mu\mu$, μe , and ee channels, can be found in Tables III-IX of Ref. [10]. As pointed out also in that work, this possible improvement is not only for the ATLAS analysis but also for the CMS one [41].

We can now discuss how to obtain the limits for light sneutrinos. Throughout our analysis, we assume that the number of both background and signal events to be zero, as in the ATLAS 8-TeV search result [44]. The limits from the ATLAS search can be translated into a vertex-level efficiency, taking into account the lack of observation of events for any value of the decay length. Therefore, $\epsilon_{\text{vert}}(c\tau)$ can be obtained as the ratio of the number of signal events compatible with zero observed events (which in this case is 3 as we assume zero background) and that corresponding to the upper limits given in Ref. [29] with an appropriate modification described in Ref. [10]; for example, we can use the purple-shaded solid line of Fig. 3 in the later work to obtain the vertex-level efficiency $\epsilon_{\text{vert}}^{\mu\mu}(c\tau)$ for the dimuon channel. It is found that the efficiency decreases significantly for $c\tau \lesssim 1$ mm, which has important implications for the prospects of the $\tilde{\nu}_\tau$ searches as we will see below. By multiplying the number of the events passing the trigger and event selection criteria with this vertex-level efficiency, we can estimate the total number of signal events; for the 8-TeV case, this is given for the $\mu\mu$ channel by

$$\begin{aligned} \#\text{Dimuons} &= \left[\sigma(pp \rightarrow Z \rightarrow \tilde{\nu}_\tau \tilde{\nu}_\tau) \epsilon_{\text{sel}}^Z + \sigma(pp \rightarrow W \rightarrow \tilde{\nu}_\tau \tilde{\tau}) \epsilon_{\text{sel}}^W + \sigma(pp \rightarrow \gamma, Z \rightarrow \tilde{\tau} \tilde{\tau}) \epsilon_{\text{sel}}^{\gamma, Z} \right] \\ &\times \mathcal{L} \times \left[\text{BR}(\tilde{\nu}_\tau^{\mathcal{R}} \rightarrow \mu\mu) \epsilon_{\text{vert}}^{\mu\mu}(c\tau^{\mathcal{R}}) + \text{BR}(\tilde{\nu}_\tau^{\mathcal{I}} \rightarrow \mu\mu) \epsilon_{\text{vert}}^{\mu\mu}(c\tau^{\mathcal{I}}) \right], \end{aligned} \quad (16)$$

where

$$\text{BR}(\tilde{\nu}_\tau \rightarrow \mu\mu) \equiv \text{BR}(\tilde{\nu}_\tau \rightarrow \tau\mu) \times 0.1739 + \text{BR}(\tilde{\nu}_\tau \rightarrow \tau\tau) \times (0.1739)^2, \quad (17)$$

with 0.1739 the BR of the τ decay into muons (plus neutrinos), and we use an integrated luminosity of $\mathcal{L} = 20.3 \text{ fb}^{-1}$ [29] (300 fb^{-1} when studying the 13-TeV prospects). The same formula can be applied for the other two channels. If the predicted number of signal events is above 3 the corresponding parameter point of the model is excluded so that this is compatible with zero number of events.

Let us finally remark that in our analysis below, we scan the parameter space of the model and therefore $m_{\tilde{\nu}_\tau}$ can be regarded as a continuous variable, unlike Ref [10] where the sneutrino masses used were 50, 60, 80 and 100 GeV. For the selection efficiency we used a polynomial fitting from the discrete values of ϵ_{sel} given in Ref. [10] for each production mode, whereas for the vertex-level efficiency, the fitting function is of the form $e^{P[\log(c\tau)]}$, where $P[x]$ is a polynomial in the variable x .

4 Strategy for the scanning

In this section we describe the methodology that we employed to search for points of our parameter space that are compatible with the current experimental data on neutrino and Higgs physics, as well as ensuring that the $\tilde{\nu}_\tau$ is the LSP with a mass in the range of 45–100 GeV. In addition, we demanded the compatibility with some flavor observables. To this end, we performed scans on the parameter space of the model, with the input parameters optimally chosen.

4.1 Sampling the $\mu\nu$ SSM

For the sampling of the $\mu\nu$ SSM, we used a likelihood data-driven method employing the `Multinest` [45] algorithm as optimizer. The goal is to find regions of the parameter space of the $\mu\nu$ SSM that are compatible with a given experimental data.

For it we have constructed the joint likelihood function:

$$\mathcal{L}_{\text{tot}} = \mathcal{L}_{\tilde{\nu}_\tau} \times \mathcal{L}_{\text{neutrino}} \times \mathcal{L}_{\text{Higgs}} \times \mathcal{L}_{\text{B physics}} \times \mathcal{L}_{\mu \text{ decay}} \times \mathcal{L}_{m_{\tilde{\chi}^\pm}}, \quad (18)$$

where $\mathcal{L}_{\tilde{\nu}_\tau}$ is basically the prior we impose on the tau left sneutrino mass, $\mathcal{L}_{\text{neutrino}}$ represents measurements of neutrino observables, $\mathcal{L}_{\text{Higgs}}$ Higgs observables, $\mathcal{L}_{\text{B physics}}$ B-physics constraints, $\mathcal{L}_{\mu \text{ decay}}$ μ decays constraints and $\mathcal{L}_{m_{\tilde{\chi}^\pm}}$ LEP II constraints on the chargino mass.

To compute the spectrum and the observables we used SARAH [46] to generate a `SPheno` [47, 48] version for the model. We condition that each point is required not to have tachyonic eigenstates. For the points that pass this constraint, we compute the likelihood associated to each experimental data set and for each sample all the likelihoods are collected in the joint likelihood \mathcal{L}_{tot} (see Eq. (18) above).

4.2 Likelihoods

We used three types of likelihood functions in our analysis. For observables in which a measure is available we use a Gaussian likelihood function defined as follows

$$\mathcal{L}(x) = \exp \left[-\frac{(x - x_0)^2}{2\sigma_T^2} \right], \quad (19)$$

where x_0 is the experimental best fit set on the parameter x , $\sigma_T^2 = \sigma^2 + \tau^2$ with σ and τ being respectively the experimental and theoretical uncertainties on the observable x .

On the other hand, for any observable for which the constraint is set as lower or upper limit, an example is the chargino mass lower bound, the likelihood function is defined as

$$\mathcal{L}(x) = \frac{\sigma}{\sigma_T} [1 - K(D(x))] \exp \left[-\frac{(x - x_0)^2 p}{2\sigma_T^2} \right] + \frac{1}{\tau} K((x - x_0)p), \quad (20)$$

where

$$D(x) = \frac{\sigma}{\tau} \left(\frac{(x_0 - x)p}{\sigma_T} \right), \quad K(a) = \frac{1}{2} \operatorname{erfc} \left(\frac{a}{\sqrt{2}} \right). \quad (21)$$

Parameters	$\sin^2 \theta_{12}$	$\sin^2 \theta_{13}$	$\sin^2 \theta_{23}$	$\delta m^2 / 10^{-5} \text{ (eV}^2\text{)}$	$\Delta m^2 / 10^{-3} \text{ (eV}^2\text{)}$
μ_{exp}	0.297	0.0215	0.425	7.37	2.525
σ_{exp}	0.017	0.0007	0.021	0.17	0.042

Table 1: Neutrino data used in the sampling of the $\mu\nu$ SSM.

The variable p takes $+1$ when x_0 represents the lower limit and -1 in the case of upper limit, while erfc is the complementary error function.

The last class of likelihood function we used is a step function in such a way that the likelihood is one/zero if the constraint is satisfied/non-satisfied.

It is important to mention that in this work unless explicitly mentioned, the theoretical uncertainties τ are unknown and therefore are taken to be zero. Subsequently, we present each constraint used in this work together with the corresponding type of likelihood function.

Tau left sneutrino mass

In order to concentrate the sampling in the area in which the mass of the tau left sneutrino $m_{\tilde{\nu}_\tau} \in (45, 100)$ GeV, we constructed a likelihood function $\mathcal{L}_{\tilde{\nu}_\tau}$ which is a Gaussian (see Eq. (19)) with mean value $\mu_{m_{\tilde{\nu}_\tau}} = 70$ GeV and width $\sigma_{m_{\tilde{\nu}_\tau}} = 10$ GeV, and included it in the combined likelihood.

Neutrino observables

We used the results for NO from Ref. [32] summarized in Table 1,⁵ where $\delta m^2 = m_2^2 - m_1^2$ and $\Delta m^2 = m_3^2 - (m_2^2 + m_1^2)/2$. For each of the observables listed in the neutrino sector, the likelihood function is a Gaussian (see Eq. (19)) centered at the mean value μ_{exp} and with width σ_{exp} . Concerning the cosmological upper bound on the sum of the masses of the light active neutrinos given by $\sum m_{\nu_i} < 0.12$ eV [49], even though we did not include it directly in the total likelihood, we imposed it on the viable points obtained.

Higgs observables

Before the discovery of the SM-like Higgs boson, the negative searches of Higgs signals at the Tevatron, LEP and LHC, were transformed into exclusion limits that must be used to constrain any model. Its discovery at the LHC added crucial constraints that must be taken into account in those exclusion limits. We have considered all these constraints in the analysis of the $\mu\nu$ SSM, where the Higgs sector is extended with respect to the MSSM as discussed in Section 2. For constraining the predictions in that sector of the model, we interfaced `HiggsBounds` v5.3.2 [50, 51] with MultiNest. First, several theoretical predictions in the Higgs sector (using a ± 3 GeV theoretical uncertainty on the SM-like Higgs boson) are provided to determine which process has the highest exclusion power, according to the list of expected limits from LEP and Tevatron. Once the process with the highest statistical sensitivity is identified, the predicted production cross section of scalars and pseudoscalars multiplied by the BRs are compared with the limits set by these

⁵While we were doing the scan, we updated neutrino observables from a new neutrino global fit analysis [35].

experiments. Then, whether the corresponding point of the parameter under consideration is allowed or not at 95% confidence level is indicated. In constructing the likelihood from HiggsBounds constraints, the likelihood function is taken to be a step function. Namely, it is set to one for points for which Higgs physics is realized, and zero otherwise. Finally, in order to address whether a given Higgs scalar of the $\mu\nu$ SSM is in agreement with the signal observed by ATLAS and CMS, we interfaced `HiggsSignals` v2.2.3 [52,53] with MultiNest. A χ^2 measure is used to quantitatively determine the compatibility of the $\mu\nu$ SSM prediction with the measured signal strength and mass. The experimental data used are those of the LHC with some complements from Tevatron. The details of the likelihood evaluation can be found in Refs. [52,53].

B decays

$b \rightarrow s\gamma$ is a flavour changing neutral current (FCNC) process, and hence it is forbidden at tree level in the SM. However, it occurs at leading order through loop diagrams. Thus, the effects of new physics (in the loops) on the rate of this process can be constrained by precision measurements. In the combined likelihood, we used the average value of $(3.55 \pm 0.24) \times 10^{-4}$ provided in Ref. [54]. Notice that the likelihood function is also a Gaussian (see Eq. (19)). Similarly to the previous process, $B_s \rightarrow \mu^+\mu^-$ and $B_d \rightarrow \mu^+\mu^-$ are also forbidden at tree level in the SM but occur radiatively. In the likelihood for these observables (19), we used the combined results of LHCb and CMS [55], $\text{BR}(B_s \rightarrow \mu^+\mu^-) = (2.9 \pm 0.7) \times 10^{-9}$ and $\text{BR}(B_d \rightarrow \mu^+\mu^-) = (3.6 \pm 1.6) \times 10^{-10}$. Concerning the theoretical uncertainties for each of these observables we take $\tau = 10\%$ of the corresponding best fit value. We denote by $\mathcal{L}_{\text{B physics}}$ the likelihood from $b \rightarrow s\gamma$, $B_s \rightarrow \mu^+\mu^-$ and $B_d \rightarrow \mu^+\mu^-$.

$\mu \rightarrow e\gamma$ and $\mu \rightarrow eee$

We also included in the joint likelihood the constraint from $\text{BR}(\mu \rightarrow e\gamma) < 5.7 \times 10^{-13}$ and $\text{BR}(\mu \rightarrow eee) < 1.0 \times 10^{-12}$. For each of these observables we defined the likelihood as a step function. As explained before, if a point is in agreement with the data, the likelihood $\mathcal{L}_{\mu \text{ decay}}$ is set to 1 otherwise to 0.

Let us point out here that we did not try to explain the interesting but not conclusive 3.5σ discrepancy between the measurement of the anomalous magnetic moment of the muon and the SM prediction, $\Delta a_\mu = a_\mu^{\text{exp}} - a_\mu^{\text{SM}} = (26.8 \pm 6.3 \pm 4.3) \times 10^{-10}$ [4]. Since we decouple the rest of the SUSY spectrum with respect to the tau left sneutrino mass, we do not expect a large SUSY contribution over the SM value. We checked for the points fulfilling all constraints discussed in Section 5, that the extra contribution a_μ^{SUSY} is within the SM uncertainty.

Chargino mass bound

In RPC SUSY, the lower bound on the lightest chargino mass of about 94 GeV depends on the spectrum of the model [4,56]. Although in the $\mu\nu$ SSM there is RPV and therefore this constraint does not apply automatically, to compute $\mathcal{L}_{m_{\tilde{\chi}_1^\pm}}$ we have chosen a conservative limit of $m_{\tilde{\chi}_1^\pm} > 92$ GeV with the theoretical uncertainty $\tau = 5\%$ of the chargino mass.

4.3 Input parameters

In order to efficiently scan for the $\tilde{\nu}_\tau$ LSP in the $\mu\nu$ SSM with a mass in the range 45 – 100 GeV, it is important to identify first the parameters to be used, and optimize their number and their ranges of values. This is what we carry out here, where we discuss the most relevant parameters for obtaining correct neutrino and Higgs physics, providing at the same time the $\tilde{\nu}_\tau$ as the LSP with the mass in the desired range.

The relevant parameters in the neutrino sector of the $\mu\nu$ SSM are $\lambda, \kappa, v_R, v_i, Y_{\nu_i}, \tan\beta$ and M (see Eq. (6)). Since λ, κ and v_R are crucial for Higgs physics, we will fix first them to appropriate values. The parameter $\tan\beta$ is also important for both, Higgs and neutrino physics, thus we will consider a narrow range of possible values to ensure good Higgs physics. Concerning M , which is a kind of average of bino and wino soft masses (see Eq. (5)), inspired by GUTs we will assume $M_2 = 2M_1$, and scan over M_2 . On the other hand, sneutrino masses introduce in addition the parameters T_{ν_i} (see Eq. (7)). In particular, T_{ν_3} is the most relevant one for our discussion of the $\tilde{\nu}_\tau$ LSP, and we will scan it in an appropriate range of small values. Since the left sneutrinos of the first two generations must be heavier, we will fix $T_{\nu_{1,2}}$ to a larger value.

Summarizing, we will perform scans over the 9 parameters $Y_{\nu_i}, v_i, T_{\nu_3}, \tan\beta, M_2$, as shown in Table 2, using log priors (in logarithmic scale) for all of them, except for $\tan\beta$ which is taken to be a flat prior (in linear scale). The ranges of v_i and Y_{ν_i} are natural in the context of the electroweak-scale seesaw of the $\mu\nu$ SSM. The range of T_{ν_3} is also natural if we follow the usual assumption based on the supergravity framework discussed in Eq. (11) that the trilinear parameters are proportional to the corresponding Yukawa couplings, i.e. in this case $T_{\nu_3} = A_{\nu_3} Y_{\nu_3}$ implying $-A_{\nu_3} \in (1, 10^4)$ GeV. Concerning M_2 , its range of values is taken such that a bino at the bottom of the neutralino spectrum leaves room to accommodate a $\tilde{\nu}_\tau$ LSP with a mass below 100 GeV. Scans 1 (S_1) and 2 (S_2) correspond to different values of $\tan\beta$, and other benchmark parameters as shown in Table 3.

In Table 3 we choose first two values of λ , covering a representative region of this parameter. From a small/moderate value, $\lambda \approx 0.1$ (S_1), to a large value, $\lambda \approx 0.4$ (S_2), in the border of perturbativity up to the GUT scale [36]. For scan S_1 , since λ is small we are in a similar situation as in the MSSM, and moderate/large values of $\tan\beta$, $|T_{u_3}|$, and soft stop masses, are necessary to obtain the correct SM-like Higgs mass. In addition, if we want to avoid the chargino mass bound of RPC SUSY, the value of λ also force us to choose a moderate/large value of v_R to obtain a large enough value of $\mu = 3\lambda \frac{v_R}{\sqrt{2}}$. In particular, we choose $v_R = 1750$ GeV giving rise to $\mu \approx 379$ GeV. The latter parameters, λ and v_R , together with κ and T_λ are also relevant to obtain the correct values of the off-diagonal terms of the mass matrix mixing the right sneutrinos with Higgses. As explained in Eq. (10), the parameters κ and v_R (together with T_κ) are also crucial to determine the mass scale of the right sneutrinos. In scan S_1 , where we choose $T_\kappa = -390$ GeV to have heavy pseudoscalar right sneutrinos (of about 1190 GeV), the value of κ has to be large enough in order to avoid too light (even tachyonic) scalar right sneutrinos. Choosing $\kappa = 0.4$, we get masses for the latter of about 700 – 755 GeV.

For scan S_2 , where we choose a large value for λ , we are in a similar situation as in the NMSSM, and a small value of $\tan\beta$, and moderate values of $|T_{u_3}|$ and soft stop masses, are sufficient to reproduce the correct SM-like Higgs mass. Now, a moderate value of v_R is sufficient to obtain a large enough value of μ . In particular, we choose $v_R = 421$ GeV

Scan 1 (S_1)	Scan 2 (S_2)
$\tan \beta \in (10, 16)$	$\tan \beta \in (1, 4)$
$Y_{\nu_i} \in (10^{-8}, 10^{-6})$ $v_i \in (10^{-6}, 10^{-3})$ $-T_{\nu_3} \in (10^{-6}, 10^{-4})$ $M_2 \in (150, 2000)$	

Table 2: Range of low-energy values of the input parameters that are varied in the two scans, where Y_{ν_i} , v_i , T_{ν_3} and M_2 are log priors while $\tan \beta$ is a flat prior. The VEVs v_i , and the soft parameters T_{ν_3} and M_2 , are given in GeV.

Parameter	Scan 1 (S_1)	Scan 2 (S_2)
λ	0.102	0.42
κ	0.4	0.46
v_R	1750	421
T_λ	340	350
$-T_\kappa$	390	108
$-T_{u_3}$	4140	1030
$m_{\tilde{Q}_{3L}}$	2950	1972
$m_{\tilde{u}_{3R}}$	1140	1972
M_3	2700	
$m_{\tilde{Q}_{1,2L}}, m_{\tilde{u}_{1,2R}}, m_{\tilde{d}_{1,2,3R}}, m_{\tilde{e}_{1,2,3R}}$	1000	
$T_{u_{1,2}}$	0	
$T_{d_{1,2}}, T_{d_3}$	0, 100	
$T_{e_{1,2}}, T_{e_3}$	0, 40	
$-T_{\nu_{1,2}}$	10^{-3}	

Table 3: Low-energy values of the input parameters that are fixed in the two scans. The VEV v_R and the soft trilinear parameters, soft gluino masses and soft scalar masses are given in GeV.

giving rise to $\mu \approx 375$ GeV. This value of v_R implies that $|T_\kappa|$ cannot be as large as for scan S_1 because then a too large value of κ would be needed to avoid tachyonic scalar right sneutrinos. Thus we choose $T_\kappa = -108$ GeV, and $\kappa = 0.42$, which produces scalar and pseudoscalar sneutrinos lighter than in scan S_1 but still heavier than $\tilde{\nu}_\tau$ LSP and left stau NLSP. In particular, their masses are in the ranges $225 - 256$ GeV and $345 - 355$ GeV, respectively.

The values of the parameters shown below $m_{\tilde{u}_{3R}}$ in Table 3, concerning gluino, and squark and slepton masses, and quark and lepton trilinear parameters, are not specially relevant for our analysis, and we choose for each of them the same values for both scans. Finally, compared to the values of T_{ν_3} , the values chosen for $T_{\nu_{1,2}}$ are natural within our framework $T_{\nu_{1,2}} = A_{\nu_{1,2}} Y_{\nu_{1,2}}$, since larger values of the Yukawa couplings are required for similar values of A_{ν_i} . In the same way, the values of T_{d_3} and T_{e_3} have been chosen taking into account the corresponding Yukawa couplings

5 Results

By using the methods described in the previous sections, we evaluate now the current and potential limits on the parameter space of our scenario from the displaced-vertex searches with the 8-TeV ATLAS result [29], and discuss the prospects for the 13-TeV searches.

To find regions consistent with experimental observations we have performed about 72 million of spectrum evaluations in total and the total amount of computer required for this was approximately 380 CPU years.

To carry this analysis out, we follow several steps. First, we select points from the scan that lie within $\pm 3\sigma$ of all neutrino physics observables, namely the mixing angles and mass squared differences. Second, we put $\pm 3\sigma$ cuts from $b \rightarrow s\gamma$, $B_s \rightarrow \mu^+\mu^-$ and $B_d \rightarrow \mu^+\mu^-$. The points that pass these cuts are required to satisfy also the upper limits of $\mu \rightarrow e\gamma$ and $\mu \rightarrow eee$. The third step in the selection of our points is to ensure a tau left sneutrino LSP with $m_{\tilde{\nu}_\tau} \in (45, 100)$ GeV, and the left stau as the NLSP. In the fourth step we impose that Higgs physics is realized. As already mentioned, we use `HiggsBounds` and `HiggsSignals` taking into account the constraints from the latest 13-TeV results. In particular, we require that the p-value reported by `HiggsSignals` be larger than 5 %. It is worth noticing here that, with the help of `Vevacious` [57], we have also checked that the EWSB vacua corresponding to the previous allowed points are stable.

The final set of cuts is related to $\tilde{\nu}_\tau$ LSP searches with displaced vertices. From the points left above, we select those with decay length $c\tau > 0.1$ mm in order to be constrained by the current experimental results, as mentioned in previous sections. Finally, since the number of signal events compatible with zero observed events is 3, we look for points with a number of signal events above 3.

5.1 Constraints from neutrino/sneutrino physics.

As discussed in detail in Section 2, reproducing neutrino physics is an important asset of the $\mu\nu$ SSM. It is therefore important to analyze first the constraints imposed by this requirement on the relevant parameter space of the model when the $\tilde{\nu}_\tau$ is the LSP.

Imposing all the cuts discussed above, with the exception of the one associated to the

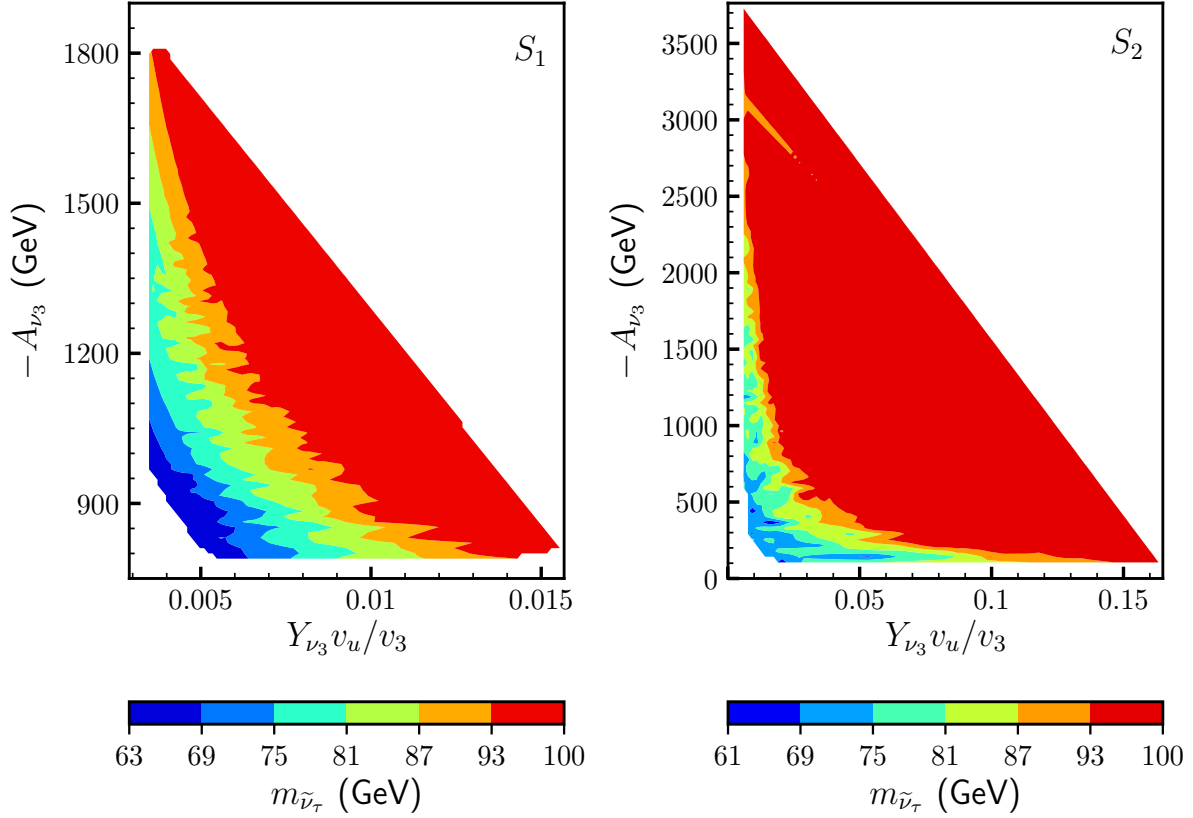


Figure 2: $-A_{\nu_3}$ versus $Y_{\nu_3} v_u / v_3$ for scan S_1 (left) and scan S_2 (right). The colours indicate different values of the tau left sneutrino LSP mass.

number of signal events, we show in Fig. 2 the values of the parameter A_{ν_3} versus the prefactor in Eq. (11), $Y_{\nu_3} v_u / v_3$, giving rise to a mass of the $\tilde{\nu}_\tau$ in the desired range 45 – 100 GeV. The colours indicate different values of this mass. Scan S_1 (S_2) is shown in the left (right)-hand side of the figure. Let us remark that these plots have been obtained using the full numerical computation including loop corrections, although the tree-level mass in Eq. (11) gives a good qualitative idea of the results. In particular, in scan S_1 we can see that the allowed range of $-A_{\nu_3}$ is 779 – 1820 GeV, corresponding to $-T_{\nu_3}$ in the range $8.3 \times 10^{-6} - 3.5 \times 10^{-5}$ GeV. We can also see, as can be deduced from Eq. (11), that for a fixed value of $-A_{\nu_3}$ ($Y_{\nu_3} v_u / v_3$) the greater $Y_{\nu_3} v_u / v_3$ ($-A_{\nu_3}$) is, the greater $m_{\tilde{\nu}_\tau}$ becomes. For scan S_2 , the allowed range of $-A_{\nu_3}$ turns out to be 67 – 3764 GeV, corresponding to $-T_{\nu_3}$ in the range $2.1 \times 10^{-6} - 4.9 \times 10^{-5}$ GeV. The differences in the range of allowed values for A_{ν_3} and $Y_{\nu_3} v_u / v_3$ of the scan S_1 with respect to S_2 , are due to the negative vs. the positive contribution of the sum of the second and third terms in the bracket of Eq. (11), respectively, as well as to the different values of v_R which appears also as a prefactor in that equation.

Let us finally note that $m_{\tilde{\nu}_\tau}$ is always larger than about 61 GeV, which corresponds to half of the mass of the SM-like Higgs (remember that we allow a ± 3 GeV theoretical uncertainty on its mass). For smaller masses, the latter would dominantly decay into

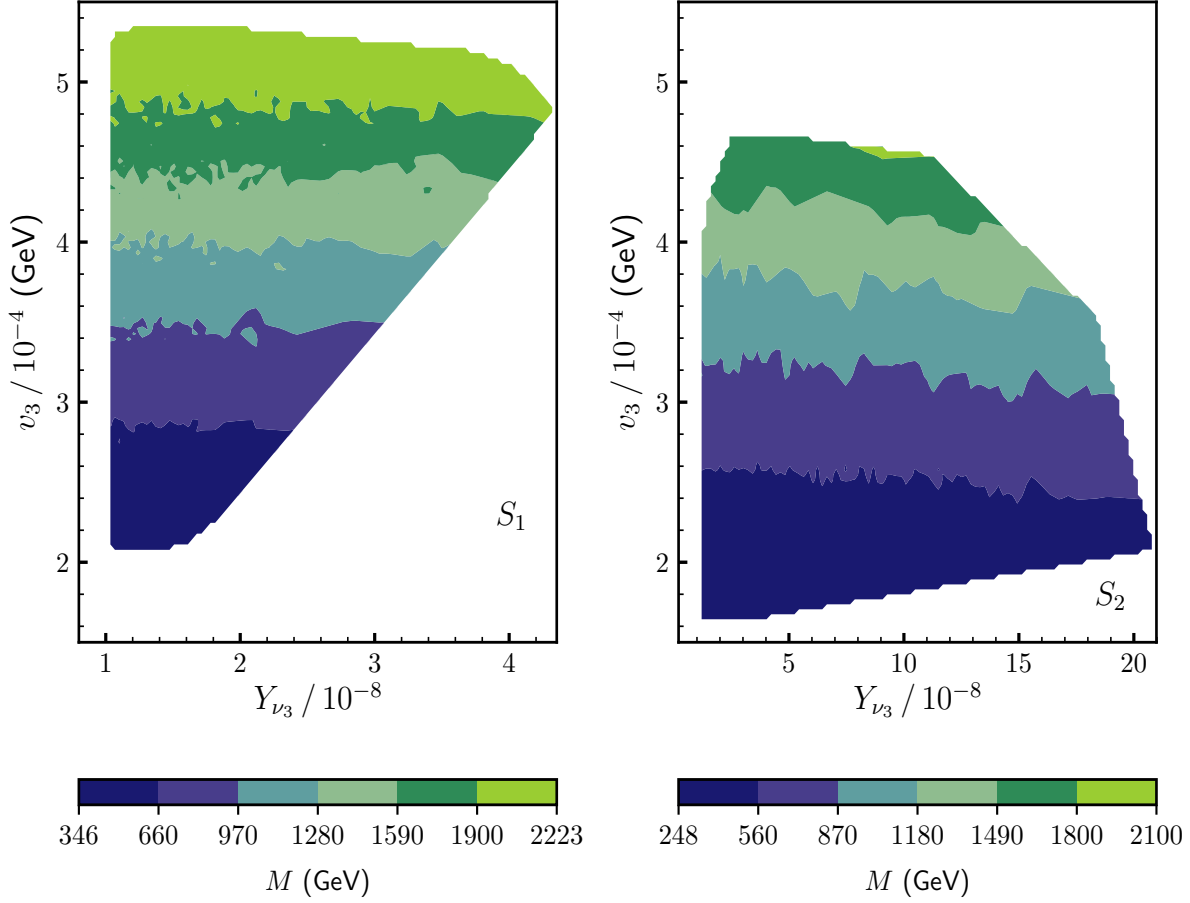


Figure 3: v_3 versus Y_{ν_3} for scan S_1 (left) and scan S_2 (right). The colours indicate different values of the gaugino mass parameter M defined in Eq. (5).

sneutrino pairs, leading to an inconsistency with Higgs data.⁶

In Fig. 3, we show v_3 vs. Y_{ν_3} for scan S_1 (left) and scan S_2 (right), with the colours indicating now different values of M . There we can see that the greater v_3 is, the greater M becomes. In addition, for a fixed value of v_3 , M is quite independent of the variation in Y_{ν_3} . This confirms that, as explained in solution 2) of Subsection 2.1, the gaugino seesaw is the dominant one for the third neutrino family. From the figure, we can see that the range of M reproducing the correct neutrino physics is 346 – 2223 GeV for scan S_1 and 248 – 2100 GeV for S_2 , corresponding to M_2 in the range 236 – 1515 GeV and 169 – 1431 GeV, respectively. Note that for a fixed value of v_3 , when Y_{ν_3} is sufficiently large the $\tilde{\nu}_\tau$ becomes heavier than 100 GeV, and these points are not shown in the figure. As can also be seen, Y_{ν_3} acquires larger values in scan S_2 than in S_1 , in agreement with the discussion of Fig. 2.

The values of Y_{ν_3} and v_3 used in order to obtain a $\tilde{\nu}_\tau$ LSP in turn constrain the values of $Y_{\nu_{1,2}}$ and $v_{1,2}$ producing a correct neutrino physics. This is shown in Fig. 4, where δm^2

⁶In this scenario the SM-like Higgs decays into pairs of scalar/pseudoscalar tau left sneutrinos via gauge interactions, mostly from D-terms $\sim \frac{1}{4}(g^2 + g'^2)\tilde{\nu}_i\tilde{\nu}_i^*H_u^0H_u^{0*}$, since its largest component is H_u^0 .

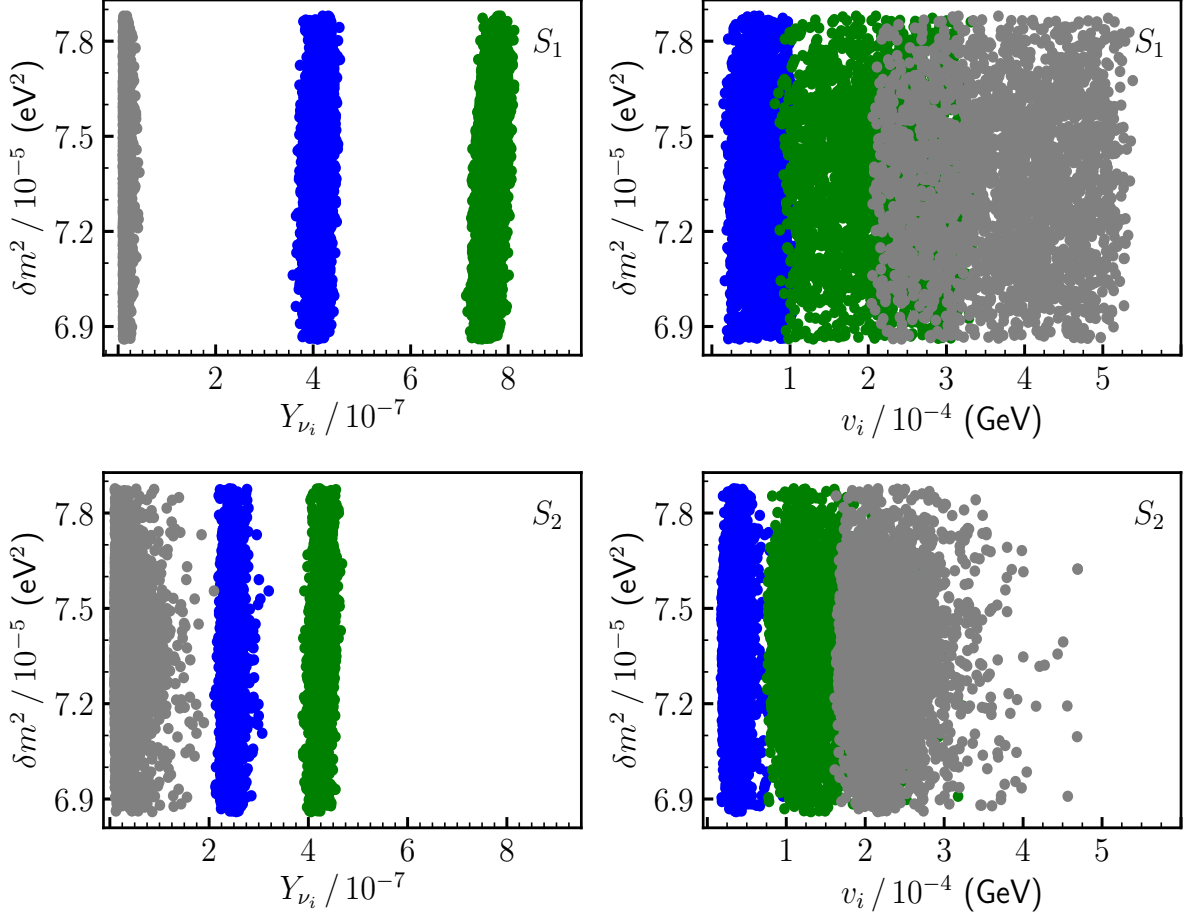


Figure 4: δm^2 versus neutrino Yukawas (left) and left sneutrino VEVs (right) for scan S_1 (top) and S_2 (bottom). Colors blue, green and grey correspond to $i = 1, 2, 3$, respectively.

vs. Y_{ν_i} and v_i is plotted. As we can see, we obtain the hierarchy qualitatively discussed in solution 2) of Subsection 2.1, i.e. $Y_{\nu_3} < Y_{\nu_1} < Y_{\nu_2}$, and $v_1 < v_2 \lesssim v_3$. The values of the Yukawas $Y_{\nu_{1,2}}$ in scan S_2 are smaller than the corresponding ones in S_1 because for these two families the ν_R -Higgsino seesaw contributes significantly to the neutrino masses, and v_R is smaller for scan S_2 . Concerning the absolute value of neutrino masses, we obtain $m_{\nu_1} \sim 0.002$ eV, $m_{\nu_2} \sim 0.008$ eV, and $m_{\nu_3} \sim 0.05$ eV, fulfilling the cosmological upper bound on the sum of neutrino masses of 0.12 eV mentioned in Subsection 4.3. The predicted value of the sum of the neutrino masses can be tested in future CMB experiments such as CMB-S4 [58]. It is also worth noticing here that these hierarchies of neutrino Yukawas and left sneutrino VEVs, give rise to a $\tilde{\nu}_\mu$ mass in the range 766 – 1568 GeV for scan S_1 and 466 – 945 GeV for S_2 , producing the contributions $a_\mu^{\text{SUSY}} \sim 3 \times 10^{-10}$ and $\sim 1 \times 10^{-10}$, respectively, which are within the SM uncertainty of the muon anomalous magnetic moment as mentioned in Subsection 4.2.

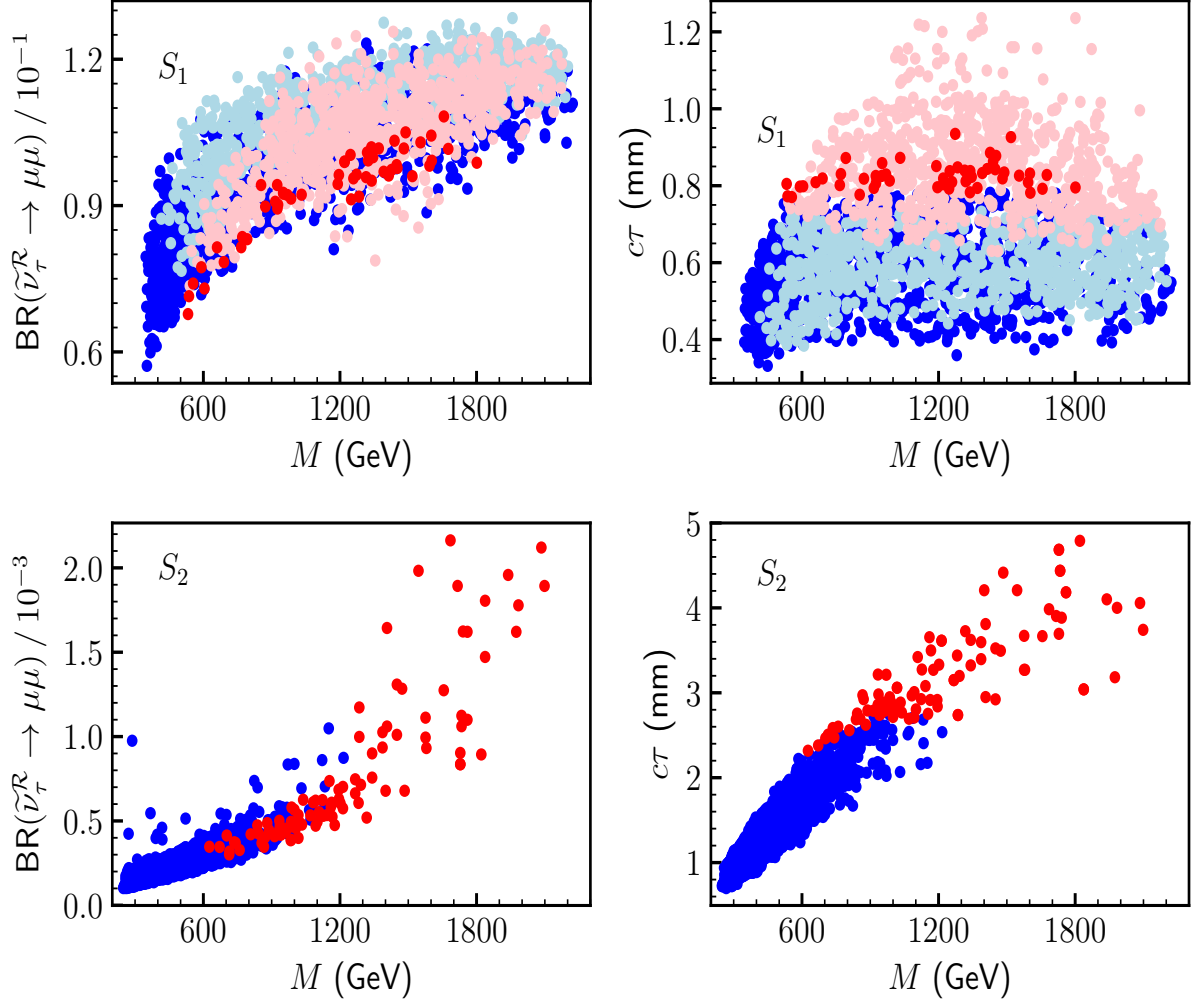


Figure 5: (Left) Branching ratio versus M for the decay of a scalar $\tilde{\nu}_\tau$ LSP with $m_{\tilde{\nu}_\tau} \in (61 - 100)$ GeV into $\mu\mu$ for scan S_1 (top) and S_2 (bottom). (Right) Proper decay length $c\tau$ of the scalar $\tilde{\nu}_\tau$ LSP versus M for scan S_1 (top) and S_2 (bottom). In all plots, the dark-red points indicate that the number of signal events is above 3 analyzing the prospects for the 13-TeV search with an integrated luminosity of 300 fb^{-1} , combining the $\mu\mu$, $e\mu$ and ee channels, and considering also the optimization of the trigger requirements discussed in the text. The light-red points in scan S_1 although have a number of signal events above 3, are already excluded by the LEP result, as discussed in the text. The dark-blue points indicate that the number of signal events is below 3 and therefore inaccessible. The light-blue points in scan S_1 have also a number of signal events below 3, and, in addition, are already excluded by the LEP result.

5.2 Constraints from accelerator searches

Once the neutrino (and sneutrino) physics has determined the relevant regions of the parameter space of the $\tilde{\nu}_\tau$ LSP in the $\mu\nu\text{SSM}$, we are ready to analyze the reach of the LHC search.

Given that for each scan the largest neutrino Yukawa is Y_{ν_2} , the most important contribution to the dilepton BRs comes from the channel $\tilde{\nu}_\tau \rightarrow \tau\mu$. We also expect that the $\text{BR}(\tilde{\nu}_\tau \rightarrow \mu\mu)$ is larger for scan S_1 than for S_2 , as can be checked in Fig. 5 (left plots),⁷ where $\text{BR}(\tilde{\nu}_\tau^{\mathcal{R}} \rightarrow \mu\mu)$ is plotted vs. M , for the points fulfilling all constraints from neutrino/sneutrino physics (although not shown here, a similar figure is obtained in the case of the pseudoscalar $\tilde{\nu}_\tau^{\mathcal{I}}$). The main reason is the smaller (larger) value of λ ($\tan\beta$) for scan S_1 with respect to S_2 , which are crucial parameters in Eq. (13) for the partial decay width. Although $\tan\beta$ does not appear explicitly in that equation, note that $Y_\tau = (\sqrt{2}m_\tau/v)\sqrt{\tan^2\beta + 1}$. In addition, as shown in Fig. 4, the value of Y_{ν_2} is larger for scan S_1 than for S_2 , contributing therefore to larger BRs. We can also observe in both plots of Fig. 5 for the BRs that they increase with larger values of M . This can be understood from Eq. (14) showing that larger values of M decrease the decay width to neutrinos. In Fig. 5 (right plots), we show the proper decay length of the $\tilde{\nu}_\tau^{\mathcal{R}}$ vs. M . Clearly, this is larger for scan S_2 than for S_1 because the BRs into charged leptons are smaller in the former case, as discussed before. Let us finally remember that the lower and upper bounds on M in the figure, have their origin in the analysis of the previous section reproducing neutrino (sneutrino) physics.

It is apparent that in scan S_2 for M larger than about 1000 GeV, the points that we find fulfilling all constraints are not uniformly distributed. This happens essentially because the value of v_R is smaller than in scan S_1 modifying the relevant contribution of the ν_R -Higgsino seesaw for the first two families, in such a way that is more difficult to reproduce neutrino physics unless more accurate values of the neutrino Yukawas are input in the computation. As obtained in Subsection 5.1, and can be seen in Fig. 4, the allowed values of Y_{ν_3} are larger for S_2 . This makes more complicated to obtain the correct mixing, producing a tuning in the parameters. To obtain these more accurate values, we would have had to run Multinest a much longer time making the task very computer resources demanding. This is not really necessary since it is not going to affect the shape of the figure, and therefore neither the conclusions obtained. In addition, let us point out that we could have also modified the values of the parameters used for scan S_2 reproducing more easily neutrino physics, e.g. increasing v_R and modifying accordingly the other parameters to keep the good Higgs physics.

In all plots of Fig 5, the (light- and dark-)red points correspond to regions of the parameter space where the number of signal events is above 3. Note that this only occurs for the 13-TeV analysis with an integrated luminosity of $\mathcal{L} = 300 \text{ fb}^{-1}$. For the 8-TeV analysis, even considering the optimization of the trigger requirements, no points have a number of signal events larger than 3. However, we have checked that the light-red points in scan S_1 are already excluded by the LEP bound on left sneutrino masses [20–25]. To carry out this analysis, one can consider e.g. Fig. 6a of Ref. [23], where the cross section upper limit for tau sneutrinos decaying directly to $\ell\ell\tau\tau$ via a dominant $\hat{L}\hat{L}\hat{e}^c$ operator is shown. Assuming $\text{BR} = 1$, a lower bound on the sneutrino mass was obtained through the comparison with the MSSM cross section for pair production of tau sneutrinos. To recast this result we multiplied this cross section by the factor $\text{BR}(\tilde{\nu}_\tau^{\mathcal{R}} \rightarrow \tau\mu) \times \text{BR}(\tilde{\nu}_\tau^{\mathcal{I}} \rightarrow \tau\mu)$ for each of our points. For an average value of $\text{BR}(\tilde{\nu}_\tau \rightarrow \mu\mu) = 0.1$ as we can see in Fig 5,

⁷Notice that the partial decay widths into neutrinos for the S_1 and S_2 cases are similar in size for a given value of M , as can be seen from Eq. (14) and Fig. 4. Therefore, a larger partial decay width of the $\tilde{\nu}_\tau \rightarrow \mu\tau$ channel for scan S_1 implies a larger value of $\text{BR}(\tilde{\nu}_\tau^{\mathcal{R}} \rightarrow \mu\mu)$, compared with that for scan S_2 .

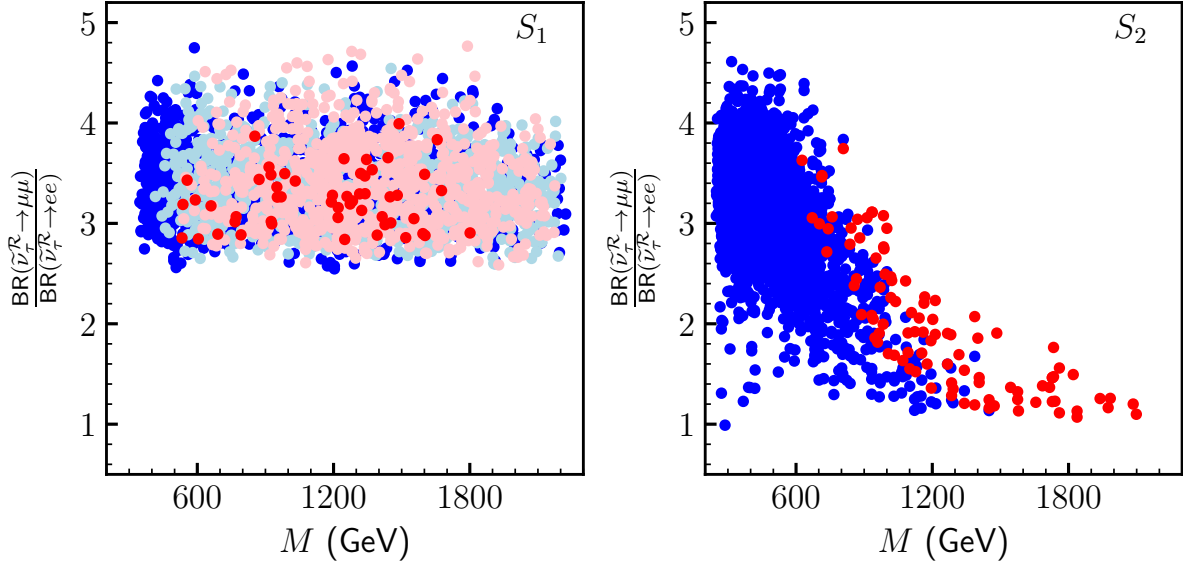


Figure 6: Ratios of the branching fractions of $\tilde{\nu}_\tau \rightarrow \mu\mu$ and $\tilde{\nu}_\tau \rightarrow ee$ for scan S_1 (left) and scan S_2 (right). The color code is the same as in Fig. 5.

the cross section must be multiplied then by a factor of ~ 0.33 , lowering the bound on the sneutrino mass from about 90 GeV in the case of trilinear RPV to about 74 GeV in our case (see Fig. 7 below). This result turns out to be qualitatively different from the one of Ref. [10], where no bound on the sneutrino mass was obtained from recasting the LEP result. This is due to the simplified assumption made in that work that all neutrino Yukawas have the same value and therefore democratic BRs, implying a smaller value for the above factor. On the other hand, using Table II of Ref. [10] with the BRs modified appropriately, we have checked that the lack of constraint on the sneutrino mass from the production of a pair of left staus at LEP obtained in that work, is still valid. We have arrived at the same conclusion for LEP mono-photon search and LHC mono-photon and mono-jet searches, taking also into account the most recent results [59, 60]. Let us finally remark that the (light- and dark-)blue points correspond to regions where the number of signal events is below 3, and therefore inaccessible. In addition, we have checked that the light-blue points on top of the dark-blue ones are already excluded by the LEP result.

Concerning scan S_2 , we can see in Fig 5 that the BRs into charged leptons are about two orders of magnitude smaller than for S_1 , and therefore following the above discussion we have checked that no points are excluded by LEP results in this case. Note that although these BRs are smaller, still a significant number of points with signal events above 3 can be obtained when M increases because of the larger value of the decay length, which gives rise to a larger vertex-level efficiency.

Figure 5 also shows that the sensitivity of the dilepton displaced-vertex searches to $\tilde{\nu}_\tau$ is limited by their small efficiency for $c\tau \lesssim 1$ mm, especially for the S_1 case. It is, however, worth noticing that we may even probe such a short lifetime region by optimizing the search strategy for the sub-millimeter displaced vertices, as discussed in Refs. [61, 62]. Our result highly motivates a dedicated work for such an optimization, which we defer to another occasion.

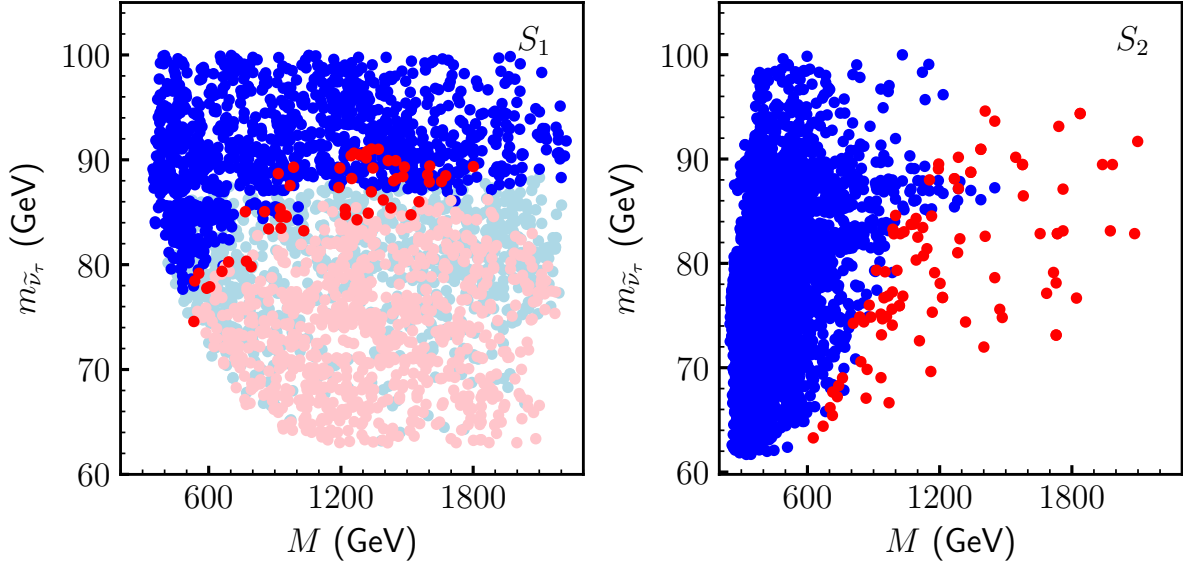


Figure 7: Tau left sneutrino LSP mass versus M for scan S_1 (left) and scan S_2 (right). The color code is the same as in Fig. 5.

As discussed in Section 3, the value of Y_{ν_1} is rather large in our scenario, and therefore we expect a sizable branching fraction for the $\tilde{\nu}_\tau \rightarrow ee$ channel. In fact, the ratio of the branching fractions for the $\tilde{\nu}_\tau \rightarrow ee$ and $\tilde{\nu}_\tau \rightarrow \mu\mu$ channels has important implications for our scenario since it reflects the information from the neutrino data via the neutrino Yukawa couplings (see Fig. 4). To see this, we plot it against the parameter M in Fig. 6. It is found that for the S_1 case, the ratios $R_{\mu/e} \equiv \text{BR}(\tilde{\nu}_\tau^R \rightarrow \mu\mu)/\text{BR}(\tilde{\nu}_\tau^R \rightarrow ee)$ are in the range $3 \lesssim R_{\mu/e} \lesssim 5$, while for the S_2 case they are more widely distributed: $1 \lesssim R_{\mu/e} \lesssim 4.6$. This different behaviour can be understood if we realize that for scan S_1 the second term of $\text{BR}(\tilde{\nu}_\tau \rightarrow \mu\mu)$ in Eq. (17) is negligible with respect to the first one, and the same for the corresponding terms of $\text{BR}(\tilde{\nu}_\tau \rightarrow ee)$. Thus, with the approximation in Eq. (13) one gets $R_{\mu/e} \approx (Y_{\nu_\mu}/Y_{\nu_e})^2$, which using the results for the neutrino Yukawas in Fig. 4 gives rise to the above range around 3.5. However, for scan S_2 the term of $\text{BR}(\tilde{\nu}_\tau \rightarrow ee)$ proportional to $\text{BR}(\tilde{\nu}_\tau \rightarrow \tau\tau)$ is not negligible with respect to the one proportional to $\text{BR}(\tilde{\nu}_\tau \rightarrow \tau e)$, which is much smaller than in scan S_1 , due to the contribution of the first term in Eq. (12). This implies that the ratio $R_{\mu/e}$ in scan S_2 can be smaller than in S_1 , as can be seen in the figure. Now, if we particularly focus on the parameter points that can be probed at the 13-TeV LHC, the S_2 case predicts $R_{\mu/e} \lesssim 3.6$, and thus we can in principle distinguish this case from the S_1 case by measuring this ratio in the future LHC experiments such as the high-luminosity LHC.

Finally, we show in Fig. 7 $m_{\tilde{\nu}_\tau}$ vs. M . For scan S_1 (left plot), tau left sneutrino masses in the range 74 – 91 GeV can be probed, corresponding to a gaugino mass parameter M in the range 532 – 1801 GeV, i.e. $M_2 \in (363 - 1228)$ GeV. Clearly, red points appear in these regions because smaller sneutrino masses produce larger decay lengths. Since decay lengths are larger for scan S_2 , the range of sneutrino masses that can be probed is also larger than for S_1 . In particular, we can see in the right plot that the range of sneutrino masses is 63 – 95 GeV. In this scenario, M is in the range 625 – 2100 GeV, corresponding to

$M_2 \in (427 - 1431)$ GeV. Let us finally mention that points with sneutrino masses slightly larger than 100 GeV, and with $c\tau > 0.1$ mm, exist, but since they are not constrained by the number of signals events and therefore cannot be probed at the LHC run 3, we do not show them in the figures. In any cases, if we actually detect the $\tilde{\nu}_\tau$ signal and measure its mass⁸ and lifetime in future experiments, we can considerably narrow down the allowed parameter region, which plays an important role in testing the $\mu\nu$ SSM.

6 Conclusions

In the framework of the $\mu\nu$ SSM, where there is RPV and the several decay BRs of the LSP significantly decrease the signals, there is a lack of experimental bounds on the masses of the sparticles. To fill this gap in SUSY searches, it is then crucial to analyze the recent experimental results that can lead to limits on sparticle masses in this model, and the prospects for the searches with a higher energy and luminosity.

With this purpose, we recast the result of the ATLAS 8-TeV displaced dilepton search from long-lived particles [29], to obtain the potential limits on the parameter space of the tau left sneutrino LSP in the $\mu\nu$ SSM with a mass in the range 45 – 100 GeV. A crucial point of the analysis, which differentiates the $\mu\nu$ SSM from other SUSY models is that neutrino masses and mixing angles are predicted by the generalized electroweak scale seesaw of the $\mu\nu$ SSM once the parameters of the model are fixed. This is obtained at tree level when three generations of right-handed neutrinos are considered. Therefore, the sneutrino couplings have to be chosen so that the neutrino oscillation data are reproduced, which has important implications for the sneutrino decay properties.

The sneutrino LSP is produced via the Z -boson mediated Drell-Yan process or through the W - and γ/Z -mediated process accompanied with the production and decay of the left stau NLSP. Due to the RPV term present in the $\mu\nu$ SSM, the left sneutrino LSP becomes metastable and eventually decays into the SM leptons. Because of the large value of the tau Yukawa coupling, a significant fraction of the sneutrino LSP decays into a pair of tau leptons or a tau lepton and a light charged lepton, while the rest decays into a pair of neutrinos. A tau sneutrino LSP implies in our scenario that the tau neutrino Yukawa is the smallest coupling, driving neutrino physics to dictate that the muon neutrino Yukawa is the largest of the neutrino Yukawas. As a consequence, the most important contribution to the dilepton BRs comes from the channel $\tilde{\nu}_\tau \rightarrow \tau\mu$. It is found then that the decay distance of the left sneutrino tends to be as large as $\gtrsim 1$ mm, which thus can be a good target of displaced vertex searches. The strategy that we employed to search for these points was to perform scans of the parameter space of our scenario imposing compatibility with current experimental data on neutrino and Higgs physics, as well as flavor observables.

The final result of our analysis for the 8-TeV case is that no points of the parameter space of the $\mu\nu$ SSM can be probed. This is also true even considering the optimization of the trigger requirements proposed in Ref. [10]. Nevertheless, important regions can be probed at the LHC run 3 with the trigger optimization, as summarized in Fig. 7. We in particular emphasize that a trigger optimization for muons has more significant impact on the search ability than that for electrons because of the larger muon neutrino Yukawa

⁸As discussed in Ref. [10], we can in principle measure the mass of $\tilde{\nu}_\tau$ by using hadronically decaying tau leptons.

coupling in our scenario. Our observation, therefore, suggests that optimizing only the muon trigger already has great benefit. In addition, searching for “sub-millimeter” dilepton displaced vertices is also promising. We thus highly motivate both the ATLAS and CMS collaborations to take account of these options seriously.

If the metastable $\tilde{\nu}_\tau$ signature is actually found in the future LHC experiments, we may also measure the mass, lifetime, and decay branching fractions of $\tilde{\nu}_\tau$ through the detailed analysis of this signature. We can then include these physical observables into our scan procedure as well in order to further narrow down the allowed parameter space. For instance, we can distinguish the S_1 and S_2 cases by measuring the ratio $\text{BR}(\tilde{\nu}_\tau^{\mathcal{R}} \rightarrow \mu\mu)/\text{BR}(\tilde{\nu}_\tau^{\mathcal{R}} \rightarrow ee)$ as shown in Fig. 6. We can also restrict the parameter M through the measurements of the mass and decay length of $\tilde{\nu}_\tau$, which allows us to infer the gaugino mass scale and thus gives important implications for future high energy colliders.

Acknowledgments

We would like to thank J. Moreno for his collaboration during the early stages of this work, specially concerning the computing tasks carried out at CESGA. The work of EK, IL and CM was supported in part by the Spanish Agencia Estatal de Investigación through the grants FPA2015-65929-P (MINECO/FEDER, UE), PGC2018-095161-B-I00 and IFT Centro de Excelencia Severo Ochoa SEV-2016-0597. The work of EK was funded by Fundación La Caixa under ‘La Caixa-Severo Ochoa’ international predoctoral grant. The work of IL was supported in part by IBS under the project code, IBS-R018-D1. The work of DL was supported by the Argentinian CONICET, and also acknowledges the support of the Spanish grant FPA2015-65929-P (MINECO/FEDER, UE). The work of NN was supported in part by the Grant-in-Aid for Young Scientists B (No.17K14270) and Innovative Areas (No.18H05542). NN would like to thank the IFT UAM-CSIC for the hospitality of the members of the institute during the Program “Opportunities at future high energy colliders,” where this work was finished. RR acknowledges partial funding/support from the Elusives ITN (Marie Skłodowska-Curie grant agreement No 674896), the “SOM Sabor y origen de la Materia” (FPA 2017-85985-P) and the Spanish MINECO Centro de Excelencia Severo Ochoa del IFIC program under grant SEV-2014-0398. EK, IL, CM, DL and RR also acknowledge the support of the Spanish Red Consolider MultiDark FPA2017-90566-REDC.

References

- [1] H. P. Nilles, “Supersymmetry, Supergravity and Particle Physics,” *Phys. Rept.* **110** (1984) 1–162.
- [2] H. E. Haber and G. L. Kane, “The Search for Supersymmetry: Probing Physics Beyond the Standard Model,” *Phys. Rept.* **117** (1985) 75–263.
- [3] S. P. Martin, “A Supersymmetry primer,” [arXiv:hep-ph/9709356](https://arxiv.org/abs/hep-ph/9709356) [hep-ph]. [Adv. Ser. Direct. High Energy Phys.18,1(1998)].
- [4] **Particle Data Group** Collaboration, M. Tanabashi *et al.*, “Review of Particle Physics,” *Phys. Rev.* **D98** no. 3, (2018) 030001.

- [5] **ATLAS** Collaboration, M. Aaboud *et al.*, “Search for squarks and gluinos in final states with jets and missing transverse momentum using 36 fb⁻¹ of $\sqrt{s} = 13$ TeV pp collision data with the ATLAS detector,” *Phys. Rev.* **D97** no. 11, (2018) 112001, arXiv:1712.02332 [hep-ex].
- [6] **CMS** Collaboration, A. M. Sirunyan *et al.*, “Search for new phenomena with the M_{T2} variable in the all-hadronic final state produced in proton–proton collisions at $\sqrt{s} = 13$ TeV,” *Eur. Phys. J.* **C77** no. 10, (2017) 710, arXiv:1705.04650 [hep-ex].
- [7] R. Barbier *et al.*, “R-parity violating supersymmetry,” *Phys. Rept.* **420** (2005) 1–202, arXiv:hep-ph/0406039 [hep-ph].
- [8] D. E. López-Fogliani and C. Muñoz, “Proposal for a Supersymmetric Standard Model,” *Phys. Rev. Lett.* **97** (2006) 041801, arXiv:hep-ph/0508297 [hep-ph].
- [9] P. Ghosh, I. Lara, D. E. López-Fogliani, C. Muñoz, and R. Ruiz de Austri, “Searching for left sneutrino LSP at the LHC,” *Int. J. Mod. Phys.* **A33** no. 18n19, (2018) 1850110, arXiv:1707.02471 [hep-ph].
- [10] I. Lara, D. E. López-Fogliani, C. Muñoz, N. Nagata, H. Otono, and R. Ruiz De Austri, “Looking for the left sneutrino LSP with displaced-vertex searches,” *Phys. Rev.* **D98** no. 7, (2018) 075004, arXiv:1804.00067 [hep-ph].
- [11] I. Lara, D. E. López-Fogliani, and C. Muñoz, “Electroweak superpartners scrutinized at the LHC in events with multi-leptons,” *Phys. Lett.* **B790** (2019) 176–183, arXiv:1810.12455 [hep-ph].
- [12] P. Ghosh and S. Roy, “Neutrino masses and mixing, lightest neutralino decays and a solution to the μ problem in supersymmetry,” *JHEP* **04** (2009) 069, arXiv:0812.0084 [hep-ph].
- [13] A. Bartl, M. Hirsch, A. Vicente, S. Liebler, and W. Porod, “LHC phenomenology of the $\mu\nu$ SSM,” *JHEP* **05** (2009) 120, arXiv:0903.3596 [hep-ph].
- [14] P. Ghosh, D. E. López-Fogliani, V. A. Mitsou, C. Muñoz, and R. Ruiz de Austri, “Probing the μ -from- ν supersymmetric standard model with displaced multileptons from the decay of a Higgs boson at the LHC,” *Phys. Rev.* **D88** (2013) 015009, arXiv:1211.3177 [hep-ph].
- [15] P. Ghosh, D. E. López-Fogliani, V. A. Mitsou, C. Muñoz, and R. Ruiz de Austri, “Probing the $\mu\nu$ SSM with light scalars, pseudoscalars and neutralinos from the decay of a SM-like Higgs boson at the LHC,” *JHEP* **11** (2014) 102, arXiv:1410.2070 [hep-ph].
- [16] T. Biekötter, S. Heinemeyer, and C. Muñoz, “Precise prediction for the Higgs-boson masses in the $\mu\nu$ SSM,” *Eur. Phys. J.* **C78** no. 6, (2018) 504, arXiv:1712.07475 [hep-ph].
- [17] T. Biekötter, S. Heinemeyer, and C. Muñoz, “Precise prediction for the Higgs-Boson Masses in the $\mu\nu$ SSM with three right-handed neutrino superfields,” arXiv:1906.06173 [hep-ph].

- [18] **ATLAS** Collaboration, M. Aaboud *et al.*, “Search for chargino-neutralino production using recursive jigsaw reconstruction in final states with two or three charged leptons in proton-proton collisions at $\sqrt{s} = 13$ TeV with the ATLAS detector,” *Phys. Rev.* **D98** no. 9, (2018) 092012, [arXiv:1806.02293 \[hep-ex\]](#).
- [19] **ATLAS** Collaboration, “Search for chargino-neutralino production with mass splittings near the electroweak scale in three-lepton final states in $\sqrt{s} = 13$ TeV pp collisions with the ATLAS detector,” Tech. Rep. ATLAS-CONF-2019-020, CERN, Geneva, May, 2019. <https://cds.cern.ch/record/2676597>.
- [20] **DELPHI** Collaboration, P. Abreu *et al.*, “Search for supersymmetry with R-parity violating L L anti-E couplings at $S^{**}(1/2) = 183$ -GeV,” *Eur. Phys. J.* **C13** (2000) 591.
- [21] **DELPHI** Collaboration, P. Abreu *et al.*, “Search for SUSY with R-parity violating LL anti-E couplings at $s^{**}(1/2) = 189$ -GeV,” *Phys. Lett.* **B487** (2000) 36, [arXiv:hep-ex/0103006 \[hep-ex\]](#).
- [22] **L3** Collaboration, P. Achard *et al.*, “Search for R parity violating decays of supersymmetric particles in e^+e^- collisions at LEP,” *Phys. Lett.* **B524** (2002) 65, [arXiv:hep-ex/0110057 \[hep-ex\]](#).
- [23] **ALEPH** Collaboration, A. Heister *et al.*, “Search for supersymmetric particles with R parity violating decays in e^+e^- collisions at \sqrt{s} up to 209-GeV,” *Eur. Phys. J.* **C31** (2003) 1, [arXiv:hep-ex/0210014 \[hep-ex\]](#).
- [24] **OPAL** Collaboration, G. Abbiendi *et al.*, “Search for R parity violating decays of scalar fermions at LEP,” *Eur. Phys. J.* **C33** (2004) 149, [arXiv:hep-ex/0310054 \[hep-ex\]](#).
- [25] **DELPHI** Collaboration, J. Abdallah *et al.*, “Search for supersymmetric particles assuming R-parity nonconservation in e^+e^- collisions at $s^{**}(1/2) = 192$ -GeV to 208-GeV,” *Eur. Phys. J.* **C36** no. 1, (2004) 1, [arXiv:hep-ex/0406009 \[hep-ex\]](#). [Erratum: *Eur. Phys. J.* **C37**,no.1,129(2004)].
- [26] **DELPHI** Collaboration, J. Abdallah *et al.*, “Photon events with missing energy in e^+e^- collisions at $\sqrt{s} = 130$ to 209 GeV,” *Eur. Phys. J.* **C38** (2005) 395, [arXiv:hep-ex/0406019 \[hep-ex\]](#).
- [27] **ATLAS** Collaboration, M. Aaboud *et al.*, “Search for new phenomena in events with a photon and missing transverse momentum in pp collisions at $\sqrt{s} = 13$ TeV with the ATLAS detector,” *JHEP* **06** (2016) 059, [arXiv:1604.01306 \[hep-ex\]](#).
- [28] **ATLAS** Collaboration, M. Aaboud *et al.*, “Search for new phenomena in final states with an energetic jet and large missing transverse momentum in pp collisions at $\sqrt{s}=13$ TeV using the ATLAS detector,” *Phys. Rev.* **D94** no. 3, (2016) 032005, [arXiv:1604.07773 \[hep-ex\]](#).

- [29] **ATLAS** Collaboration, G. Aad *et al.*, “Search for massive, long-lived particles using multitrack displaced vertices or displaced lepton pairs in pp collisions at $\sqrt{s} = 8$ TeV with the ATLAS detector,” *Phys. Rev.* **D92** no. 7, (2015) 072004, arXiv:1504.05162 [hep-ex].
- [30] **Planck** Collaboration, P. A. R. Ade *et al.*, “Planck 2015 results. XIII. Cosmological parameters,” *Astron. Astrophys.* **594** (2016) A13, arXiv:1502.01589 [astro-ph.CO].
- [31] **Daya Bay** Collaboration, F. P. An *et al.*, “New measurement of antineutrino oscillation with the full detector configuration at Daya Bay,” *Phys. Rev. Lett.* **115** no. 11, (2015) 111802, arXiv:1505.03456 [hep-ex].
- [32] F. Capozzi, E. Di Valentino, E. Lisi, A. Marrone, A. Melchiorri, and A. Palazzo, “Global constraints on absolute neutrino masses and their ordering,” *Phys. Rev.* **D95** no. 9, (2017) 096014, arXiv:1703.04471 [hep-ph].
- [33] P. F. de Salas, D. V. Forero, C. A. Ternes, M. Tortola, and J. W. F. Valle, “Status of neutrino oscillations 2018: 3σ hint for normal mass ordering and improved CP sensitivity,” *Phys. Lett.* **B782** (2018) 633–640, arXiv:1708.01186 [hep-ph].
- [34] P. F. De Salas, S. Gariazzo, O. Mena, C. A. Ternes, and M. Tórtola, “Neutrino Mass Ordering from Oscillations and Beyond: 2018 Status and Future Prospects,” *Front. Astron. Space Sci.* **5** (2018) 36, arXiv:1806.11051 [hep-ph].
- [35] I. Esteban, M. C. Gonzalez-Garcia, A. Hernandez-Cabezudo, M. Maltoni, and T. Schwetz, “Global analysis of three-flavour neutrino oscillations: synergies and tensions in the determination of θ_{23} , δ_{CP} , and the mass ordering,” *JHEP* **01** (2019) 106, arXiv:1811.05487 [hep-ph].
- [36] N. Escudero, D. E. López-Fogliani, C. Muñoz, and R. Ruiz de Austri, “Analysis of the parameter space and spectrum of the $\mu\nu$ SSM,” *JHEP* **12** (2008) 099, arXiv:0810.1507 [hep-ph].
- [37] J. Fidalgo, D. E. Lopez-Fogliani, C. Munoz, and R. Ruiz de Austri, “Neutrino Physics and Spontaneous CP Violation in the $\mu\nu$ SSM,” *JHEP* **08** (2009) 105, arXiv:0904.3112 [hep-ph].
- [38] P. Ghosh, P. Dey, B. Mukhopadhyaya, and S. Roy, “Radiative contribution to neutrino masses and mixing in $\mu\nu$ SSM,” *JHEP* **05** (2010) 087, arXiv:1002.2705 [hep-ph].
- [39] U. Ellwanger, C. Hugonie, and A. M. Teixeira, “The Next-to-Minimal Supersymmetric Standard Model,” *Phys. Rept.* **496** (2010) 1–77, arXiv:0910.1785 [hep-ph].
- [40] G. A. Gómez-Vargas, D. E. López-Fogliani, C. Muñoz, A. D. Perez, and R. Ruiz de Austri, “Search for sharp and smooth spectral signatures of $\mu\nu$ SSM gravitino dark matter with Fermi-LAT,” *JCAP* **1703** no. 03, (2017) 047, arXiv:1608.08640 [hep-ph].

- [41] **CMS** Collaboration, V. Khachatryan *et al.*, “Search for long-lived particles that decay into final states containing two electrons or two muons in proton-proton collisions at $\sqrt{s} = 8$ TeV,” *Phys. Rev.* **D91** no. 5, (2015) 052012, [arXiv:1411.6977 \[hep-ex\]](#).
- [42] **ATLAS** Collaboration, M. Aaboud *et al.*, “Search for long-lived, massive particles in events with displaced vertices and missing transverse momentum in $\sqrt{s} = 13$ TeV pp collisions with the ATLAS detector,” *Phys. Rev.* **D97** no. 5, (2018) 052012, [arXiv:1710.04901 \[hep-ex\]](#).
- [43] **ATLAS** Collaboration, G. Aad *et al.*, “Search for heavy neutral leptons in decays of W bosons produced in 13 TeV pp collisions using prompt and displaced signatures with the ATLAS detector,” [arXiv:1905.09787 \[hep-ex\]](#).
- [44] **ATLAS** Collaboration, G. Aad *et al.*, “Performance of the ATLAS muon trigger in pp collisions at $\sqrt{s} = 8$ TeV,” *Eur. Phys. J.* **C75** (2015) 120, [arXiv:1408.3179 \[hep-ex\]](#).
- [45] F. Feroz, M. P. Hobson, and M. Bridges, “MultiNest: an efficient and robust Bayesian inference tool for cosmology and particle physics,” [arXiv:0809.3437 \[astro-ph\]](#).
- [46] F. Staub, “SARAH 4 : A tool for (not only SUSY) model builders,” *Comput. Phys. Commun.* **185** (2014) 1773–1790, [arXiv:1309.7223 \[hep-ph\]](#).
- [47] W. Porod, “SPHeno, a program for calculating supersymmetric spectra, SUSY particle decays and SUSY particle production at $e^+ e^-$ colliders,” *Comput. Phys. Commun.* **153** (2003) 275–315, [arXiv:hep-ph/0301101 \[hep-ph\]](#).
- [48] W. Porod and F. Staub, “SPHeno 3.1: Extensions including flavour, CP-phases and models beyond the MSSM,” *Comput. Phys. Commun.* **183** (2012) 2458–2469, [arXiv:1104.1573 \[hep-ph\]](#).
- [49] **Planck** Collaboration, N. Aghanim *et al.*, “Planck 2018 results. VI. Cosmological parameters,” [arXiv:1807.06209 \[astro-ph.CO\]](#).
- [50] P. Bechtle, O. Brein, S. Heinemeyer, G. Weiglein, and K. E. Williams, “HiggsBounds: Confronting Arbitrary Higgs Sectors with Exclusion Bounds from LEP and the Tevatron,” *Comput. Phys. Commun.* **181** (2010) 138–167, [arXiv:0811.4169 \[hep-ph\]](#).
- [51] P. Bechtle, O. Brein, S. Heinemeyer, O. Stal, T. Stefaniak, G. Weiglein, and K. E. Williams, “HiggsBounds – 4: Improved Tests of Extended Higgs Sectors against Exclusion Bounds from LEP, the Tevatron and the LHC,” *Eur. Phys. J.* **C74** no. 3, (2014) 2693, [arXiv:1311.0055 \[hep-ph\]](#).
- [52] P. Bechtle, S. Heinemeyer, O. Stal, T. Stefaniak, and G. Weiglein, “Applying Exclusion Likelihoods from LHC Searches to Extended Higgs Sectors,” *Eur. Phys. J.* **C75** no. 9, (2015) 421, [arXiv:1507.06706 \[hep-ph\]](#).

- [53] P. Bechtle, S. Heinemeyer, O. Stal, T. Stefaniak, and G. Weiglein, “*HiggsSignals*: Confronting arbitrary Higgs sectors with measurements at the Tevatron and the LHC,” *Eur. Phys. J.* **C74** no. 2, (2014) 2711, [arXiv:1305.1933 \[hep-ph\]](#).
- [54] **Heavy Flavor Averaging Group** Collaboration, Y. Amhis *et al.*, “Averages of B-Hadron, C-Hadron, and tau-lepton properties as of early 2012,” [arXiv:1207.1158 \[hep-ex\]](#).
- [55] **CMS, LHCb** Collaboration, CMS and L. Collaborations, “Combination of results on the rare decays $B_{(s)}^0 \rightarrow \mu^+ \mu^-$ from the CMS and LHCb experiments,”
- [56] **CMS** Collaboration, A. M. Sirunyan *et al.*, “Combined search for electroweak production of charginos and neutralinos in proton-proton collisions at $\sqrt{s} = 13$ TeV,” *JHEP* **03** (2018) 160, [arXiv:1801.03957 \[hep-ex\]](#).
- [57] J. E. Camargo-Molina, B. O’Leary, W. Porod, and F. Staub, “**Vevacious**: A Tool For Finding The Global Minima Of One-Loop Effective Potentials With Many Scalars,” *Eur. Phys. J.* **C73** no. 10, (2013) 2588, [arXiv:1307.1477 \[hep-ph\]](#).
- [58] **CMB-S4** Collaboration, K. N. Abazajian *et al.*, “CMB-S4 Science Book, First Edition,” [arXiv:1610.02743 \[astro-ph.CO\]](#).
- [59] **ATLAS** Collaboration, M. Aaboud *et al.*, “Search for dark matter at $\sqrt{s} = 13$ TeV in final states containing an energetic photon and large missing transverse momentum with the ATLAS detector,” *Eur. Phys. J.* **C77** no. 6, (2017) 393, [arXiv:1704.03848 \[hep-ex\]](#).
- [60] **ATLAS** Collaboration, M. Aaboud *et al.*, “Search for dark matter and other new phenomena in events with an energetic jet and large missing transverse momentum using the ATLAS detector,” *JHEP* **01** (2018) 126, [arXiv:1711.03301 \[hep-ex\]](#).
- [61] H. Ito, O. Jinnouchi, T. Moroi, N. Nagata, and H. Otono, “Extending the LHC Reach for New Physics with Sub-Millimeter Displaced Vertices,” *Phys. Lett.* **B771** (2017) 568–575, [arXiv:1702.08613 \[hep-ph\]](#).
- [62] H. Ito, O. Jinnouchi, T. Moroi, N. Nagata, and H. Otono, “Searching for Metastable Particles with Sub-Millimeter Displaced Vertices at Hadron Colliders,” *JHEP* **06** (2018) 112, [arXiv:1803.00234 \[hep-ph\]](#).