

Virtual Energy Storage Sharing and Capacity Allocation

Dongwei Zhao, *Student Member, IEEE*, Hao Wang, *Member, IEEE*,
Jianwei Huang, *Fellow, IEEE*, and Xiaojun Lin, *Fellow, IEEE*

Abstract—Energy storage can play an important role in energy management of end users. To promote an efficient utilization of energy storage, we develop a novel business model to enable virtual storage sharing among a group of users. Specifically, a storage aggregator invests and operates the central physical storage unit, by virtualizing it into separable virtual capacities and selling to users. Each user purchases the virtual capacity, and utilize it to reduce the energy cost. We formulate the interaction between the aggregator and users as a two-stage optimization problem. In Stage 1, over the investment horizon, the aggregator determines the investment and pricing decisions. In Stage 2, in each operational horizon, each user decides the virtual capacity to purchase together with the operation of the virtual storage. We characterize a stepwise form of the optimal solution of Stage-2 Problem and a piecewise linear structure of the optimal profit of Stage-1 Problem, both with respect to the virtual capacity price. Based on the solution structure, we design an algorithm to attain the optimal solution of the two-stage problem. In our simulation results, the proposed storage virtualization model can reduce the physical energy storage investment of the aggregator by 54.3% and reduce the users' total costs by 34.7%, compared to the case where users acquire their own physical storage.

Index Terms—Energy storage, storage virtualization, business model, two-stage optimization

I. INTRODUCTION

A. Background and motivation

Energy storage is becoming a crucial element to ensure the stable and efficient operation of the new-generation of power systems. The benefits of the energy storage at the grid side have been well-recognized (e.g., for generation backup, transmission support, voltage control, and frequency regulation) [2]. Recently, there has also been an increasing interest in leveraging energy storage for end users (e.g., by harvesting distributed generations, and cutting electrical bill) [2]. However, deploying energy storage at the end-user side also faces challenges. On one hand, the current commercial storage products for end users often have high price tags.¹ Further, since a storage product lasts for years, it is challenging for a user to decide the storage size due to the uncertainty of future energy demand. In fact, the Tesla Powerwall only provides one or two choices of storage size for users. Both of these factors can discourage users from purchasing such

storage products and enjoying the benefits. On the other hand, if many users invest in energy storage, it is possible for them to cooperate and share the benefits of storage due to complementary charge and discharge needs. The above considerations motivate us to study the following problem in the paper: *what would be a good business model that promotes users' more efficient use of energy storage?*

In our work, we develop a novel business model to virtualize and allocate central energy storage resources to end users through a pricing mechanism. This is analogous to the practice of cloud service providers, who set prices for virtualized computing resources shared by end users [4]. In the power system, we can also envision that a storage aggregator invests in a central physical storage unit and then virtualizes it into separable virtual storage capacities that are sold to end users at a suitable price. Users purchase the virtual storage to reduce the energy cost.

One key advantage of our storage virtualization framework is the ability to leverage users' complementary charge and discharge profiles. Note that the aggregator only cares about the net power flowing in and out the storage. As some users may choose to charge while others choose to discharge in the same time slot, some requests will cancel out at the aggregated level. This suggests that even if all the users are fully utilizing their virtual storage capacity, it is possible to support users' needs by using a smaller central storage comparing with the total virtual storage capacities sold to users. Such complementary charge and discharge profiles can arise in practice due to the diverse load and renewable generation profiles of end users. Specifically, as the most promising sources of clean and sustainable energy, solar and wind energy have both been increasingly adopted by households, commercial buildings, and residential communities [5] [6]. Studies in [7]–[9] showed that solar and wind energy exhibit diverse and locational-dependent generation profiles. Similarly, end users' load profiles can also be significantly diverse even in a localized region [10].²

Another key advantage of storage virtualization is that a user can flexibly change the amount of virtual capacity to purchase over time based on his varying demand. Such flexibility is difficult to realize if the user owns physical storage by himself, and encourages the users to take advantage of the energy storage. The above key advantages can further increase users' demand for the storage and reduce the aggregator's investment cost, which can increase the aggregator's profit.

D. Zhao and J. Huang are with the Network Communications and Economics Lab (NCEL), Department of Information Engineering, The Chinese University of Hong Kong, Shatin, Hong Kong SAR, China (e-mails: {zd015, jwhuang}@ie.cuhk.edu.hk).

H. Wang is with Department of Civil and Environmental Engineering and the Stanford Sustainable Systems Lab, Stanford University, CA 94305 USA (e-mail: hwang16@uw.edu).

X. Lin is with School of Electrical and Computer Engineering, Purdue University, West Lafayette, IN 47907, USA (e-mail: linx@ecn.purdue.edu).

Part of the results have appeared in IEEE ICC 2017 [1].

¹A Tesla Powerwall storage with a capacity of 13.5 kWh costs \$6200 [3].

²We show the diversity of users' load profiles in Appendix O based on the data from [10]

To rigorously study such benefits of storage virtualization, in this paper, we consider two possible types of aggregators. The first possibility is a profit-seeking aggregator. In a deregulated energy market, the profit-seeking storage aggregator can decide whether or not and how much storage capacity to invest in, so as to maximize her profits. Such deregulated markets can be found in the U.S. and many European countries, and third parties are encouraged to participate in the market to provide different services for the grid and end users [11] [12]. The second possibility is that the aggregator is regulated by the system operators or regulatory agents, which may have the goal of maximizing the benefit of end users subject to a nonnegative profit.

B. Main results and contributions

To the best of our knowledge, our paper is the first work that develops a pricing mechanism for storage virtualization and sharing. In such a framework, a storage aggregator invests in a central physical storage unit and then virtualizes it into separable virtual storage capacities that are sold to end users at a suitable price. Users purchase the virtual storage to reduce the energy cost.

A new question for this storage virtualization model is how the aggregator's investment and pricing decisions are coupled with the users' purchase and storage operation decisions. To answer this question, we formulate a two-stage optimization problem for the interactions between the aggregator and users at two different horizons: the investment horizon divided into many operational horizons. Over the investment horizon (e.g., 15 years), the aggregator determines the size of the physical storage for virtualization and the price of the virtual storage. At the beginning of each operational horizon (e.g., one day), each user determines the virtual capacity to purchase as well as the charge and discharge decision. The aggregator chooses a price of the virtual storage to balance her profit and users' benefits. For a profit-seeking aggregator, we aim to find the optimal-profit price to maximize her profit. For an aggregator that is regulated by the system operator or regulatory agents, we aim to find the lowest-nonnegative-profit price, which can give the most benefits to users while maintaining a nonnegative profit for the aggregator. We demonstrate that such a virtualization leads to more efficient use of the physical storage, compared with the case where each user acquires his own physical storage.

The main contributions of this paper are as follows:

- *Storage virtualization framework*: In Section II, we develop a storage virtualization and sharing framework. To the best of our knowledge, this is the first work that develops a pricing mechanism for storage virtualization and sharing.
- *Pricing-based virtual capacity allocation*: In Section III, we formulate a two-stage optimization problem between the aggregator and users. In Stage 1, the aggregator determines the pricing and investment of the storage. In Stage 2, each user decides his purchase decision and the storage schedule. We consider two pricing strategies for the aggregator: one maximizes the aggregator's profit while the other gives the highest benefits to users.

- *Threshold-based search algorithm*: In Section IV, we resolve a multi-optima issue of Stage 2 by introducing a penalty on users' charge and discharge power. As the penalty approaches zero, we characterize a stepwise structure of users' optimal solutions, and show a piecewise linear structure of the aggregator's optimal profit with respect to the virtual storage price. This structure then allows us to iteratively search for near-optimal investment and pricing strategies within an arbitrary precision.
- *Realistic-data simulations*: In Section V, we conduct the simulation using realistic load data from PG&E Corporation and meteorology data from Hong Kong Observatory. We show that our model enables the aggregator to save the physical storage investment cost by 54.3% and the users to reduce energy costs by 34.7%, compared with the case where users acquire their own physical storage.

C. Related works

There have been several studies on the deployment of energy storage at the end-user side [13]–[22]. In [13]–[16], each user only utilizes his own energy storage units for demand management without mutual sharing, which may lead to inefficient use of the storage. In contrast, the works in [17]–[19] considered user sharing of a central storage without considering the investment issue of the central storage and the potential impact on the users. In [20] and [21], end users share the energy storage with a third party. However, both works allocate the physical storage capacities (instead of virtual capacities) to the users, which does not take advantage of the complementarity of users' profiles.

The work that is most closely related to ours is [22], in which the authors proposed a business model to enable users to share the central storage. Our work differs from [22] in several crucial ways. First, in [22] the storage sizing decisions are not coordinated between the storage aggregator and users. More specifically, the aggregator needs to invest in a sufficiently large capacity to satisfy users' needs, which is not cost-efficient. In contrast, in our work, the aggregator can adjust the price of virtual storage to influence the demand of storage, and effectively coordinate the benefit sharing of virtual storage between the aggregator and users. Second, the model in [22] assumes that a user's purchased virtual storage cannot change on a daily basis. In contrast, our model allows a user to flexibly choose the amount of virtual storage to purchase every day, depending on his daily renewable generation and load demand. This additional level of flexibility further explores the potential of storage virtualization and reduces users' cost.

Our work models the virtual storage sharing framework as a two-stage optimization problem. Such multi-stage problems have been studied in smart grid systems (e.g., [7], [21], [23], [24]). The work [21] built a two-stage optimization problem for the sharing of a central storage unit between a distribution company and customers. The work [23] proposed a two-stage model for the energy pricing and dispatch problem of the electricity retailers. Both works [21] and [23] solved the two-stage problem by constructing a single optimization problem, which requires the operator to know all the users' private information. Compared with [21] and [23] that require

complete network information, our work designs a distributed algorithm based on the information exchange between users and the aggregator.

The works [7] and [24] designed distributed algorithms based on the information exchange with an aggregator to coordinate the decisions among different users or microgrids. Such distributed algorithms can be used to realize the concept of transactive energy in the smart grid, which can achieve an equilibrium by exchanging value-based information [25]. In such a transactive energy framework, the agents of mid- or small-sized energy resources can automatically negotiate with each other as well as exchange information with the main grid through advanced energy management and control system. In our work, users can actively and automatically respond to the price signal from the aggregator, which is supported by the transactive energy framework. Compared with [7] and [24], our work focuses on the pricing mechanism of the aggregator who sells the virtual storage capacities to users and seeks the profits, while the works [7] and [24] focused on the coordination between users (or microgrids) under the help of the aggregator to reach the social optima or consensus.

II. SYSTEM OVERVIEW

Figure 1 illustrates the system model, where a community of users are connected with a central storage unit and the main grid (and with each other) through power and communication infrastructures.³ Each user has his load demand and may also own some local renewables. An aggregator invests and operates the central storage unit. Next, we introduce the models of the users and the aggregator in more details.

A. Users

We consider a set of users $\mathcal{I} = \{1, \dots, I\}$ whose energy load profiles can be different. Users may own renewables of solar and wind energy. To satisfy the demand, a user can use the locally generated renewable energy, purchase energy from the main grid, or use the energy from the energy storage. Next, we first introduce the user's electricity bill, and then discuss how storage can be used to reduce the electricity bill.

We adopt a peak-based demand charge tariff for the electricity bill. Peak-based demand charge has been widely adopted for commercial and industrial consumers in order to reduce the system peak and recover grid costs. Thanks to the increasingly more advanced metering infrastructure, such a demand charge scheme has also been offered to residential customers by some utilities in the United States [26] [27]. For a billing cycle $\mathcal{T} = \{1, 2, \dots, T\}$ of T time slots, if user i consumes electricity $p_i^g[t]$ from the grid in time slot t , his electricity bill [28] in \mathcal{T} is calculated by:

$$\pi_b \sum_{t \in \mathcal{T}} p_i^g[t] + \pi_p \max_{t \in \mathcal{T}} p_i^g[t], \quad (1)$$

where π_b is the unit energy price and π_p is the unit price for peak consumption in the billing cycle. To reduce users' peak demand, the utility usually sets π_p much higher than π_b [27].

³We assume that the grid constraints are not stringent, so that we can focus on how the aggregator sets the price of the virtual storage and how storage virtualization reduces the requirement of physical storage and the users' costs. We will consider the grid constraints in the future work.

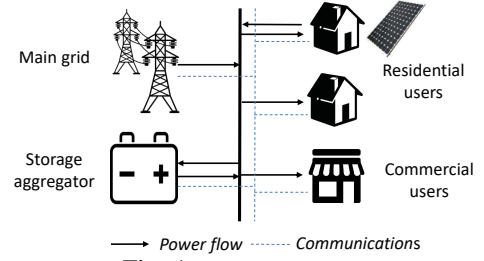


Fig. 1: System structure.

Demand charge tariff in (1) provides a strong incentive for users to utilize energy storage to shave their peak loads. Specifically, users can proactively charge their storage using energy from the grid, and discharge to meet the peak load so as to reduce the electricity bill. Furthermore, if a user owns the renewables, he can store excessive renewable energy in the storage for later use. We assume that users can sell back renewable energy to the grid and the unit feed-in price π_s satisfies $\pi_s < \pi_b$, such that users prefer to first use the locally generated renewable energy to serve their loads rather than to directly sell to the grid.⁴

B. Storage aggregator

The aggregator invests and operates the central physical storage. She virtualizes the physical storage into separable virtual capacities and sells them to users. Since users can't control the central storage directly, they report their charge and discharge decisions to the aggregator, and the aggregator dispatches the central storage on behalf of users accordingly. Further, the aggregator can coordinate users' charge and discharge decisions by setting the price of virtual storage, which will ensure that users' charge and discharge decisions are well accommodated by the physical storage.

We assume that there is a billing arrangement among the utility, the storage aggregator and users such that when the utility calculates users' electricity bill, it will count both the physical load and the virtual storage charge/discharge. Thus, even though users don't own and operate their physical storage, users can use the virtual storage to achieve a peak load reduction and reduce the electricity bill.

As we have discussed in Section I, our storage virtualization model can lead to a more efficient use of physical storage due to two reasons: (i) the complementarity of different users' charge and discharge decisions, and (ii) the flexibility in purchasing different amounts of virtual capacities on different days. The aggregator's investment in the physical storage will take advantage of these aspects while satisfying users' demand. However, occasionally there can be very high aggregate demand from users. Satisfying such demand with a fixed physical storage investment will lead to low efficiency due to either over-investment or over-pricing. Thus, we further generalize our model by allowing the aggregator to use additional energy resources other than the physical storage to meet users' demand. For example, the aggregator can contract with other

⁴It is common that the renewable feed-in tariff is lower than the consumption tariff, for example, in Germany and some states of the U.S. [29].

generators (or consumers) to purchase additional energy (or sell surplus energy) to serve users' demand.⁵

III. TWO-STAGE FORMULATION

Figure 2 illustrates two timescales of decision making in our model. Figure 3 illustrates a two-stage problem for the interactions between the aggregator and users. In Stage 1, at the beginning of an investment horizon $\mathcal{D} = \{1, 2, \dots, D\}$ of D days (e.g., D corresponding to many years), the aggregator determines the size of the physical storage and the unit price of the virtual storage. The investment horizon is divided into many operational horizons, i.e., each $d \in \mathcal{D}$ corresponds to one operational horizon, which is further divided into many time slots $\mathcal{T} = \{1, 2, \dots, T\}$ (e.g., 24 time slots corresponding to 24 hours). In Stage 2, at the beginning of each operational horizon, given the unit price of virtual storage, each user decides the optimal capacity to purchase and the corresponding charge and discharge profiles over the operational horizon, based on the prediction of their loads and renewable generations.⁶ Then, the aggregator operates the physical storage by aggregating all the users' charge and discharge decisions. Note that we consider a daily operation of virtual storage sharing as well as the daily demand charge tariff for users' electricity bills, because users' electricity loads reflect their activities which are often periodic on a daily basis (see, e.g., extensive studies in [32] and [33]). Furthermore, users' load profiles can differ from one day to another (e.g., the differences between weekdays and weekends). The operation and billing cycle on a daily basis can leverage the diversity in users' loads and provide flexibility to users, such that users can purchase a different amount of virtual storage on different days to minimize their costs.

In order to solve the aggregator's investment and pricing problem over the investment horizon, the aggregator needs to incorporate users' responses across different operational horizons in the entire investment horizon. Since users' responses depend on different operational conditions (e.g., local renewable generations and loads), we use historical data to build a set of *scenarios* Ω that empirically models the joint distribution of all users' load and renewable generation profiles. For each operational horizon d , scenario $\omega \in \Omega$ occurs with a probability ρ^ω . In scenario ω , we denote user i 's load profile as $\mathbf{P}_i^{\omega,l} = \{P_i^{\omega,l}[t], \forall t \in \mathcal{T}\}$ and his renewable profile as $\mathbf{P}_i^{\omega,r} = \{P_i^{\omega,r}[t], \forall t \in \mathcal{T}\}$. Each user will report a set of the threshold decisions (explained in detail later in Algorithm 1) in each operational scenario to the aggregator. Based on users' reported information, the aggregator makes the investment and pricing decisions over the investment horizon by considering the expected profit over the scenarios.

Furthermore, note that the aggregator's decision and users' decisions in two stages are coupled. On the one hand, the

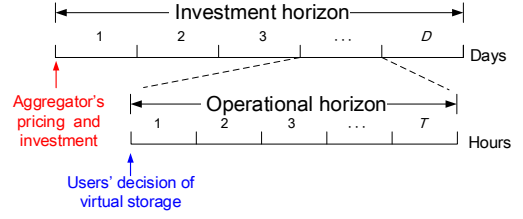


Fig. 2: Decision making over two timescales.

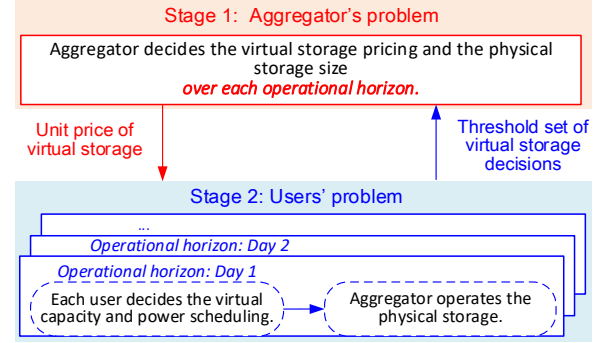


Fig. 3: Two-stage optimization.

aggregator's virtual storage pricing will affect the users' decisions of virtual storage, and the aggregator's invested physical storage size will constraint the aggregated charge and discharge decisions of users. On the other hand, the aggregated charge and discharge decisions of users will determine the aggregator's operation of physical storage. Such a coupled two-stage problem needs to be solved through backward induction. Thus, in the next two subsections, we will first explain users' model in Stage 2 and then explain the aggregator's model in Stage 1.

A. Stage 2: User's model

1) User's power scheduling in each operational horizon:

Given the price q of the virtual capacity, user i decides the virtual capacity x_i^ω and the corresponding power scheduling (as illustrated in Figure 4). We then explain the power scheduling in time slot t . Assume that user i has locally generated renewable energy $P_i^{\omega,r}[t]$. He decides the amount of self-used renewable energy $p_i^{\omega,r,u}[t]$ that will serve his load or charge into his virtual storage. He sells back the remaining renewable energy $P_i^{\omega,r}[t] - p_i^{\omega,r,u}[t]$ to the grid.⁷ User i can purchase the amount of energy $p_i^{\omega,g}[t]$ from the grid. Part of energy $p_i^{\omega,g}[t]$ may serve his own load, and the remaining part will be charged into his virtual storage.⁸ Finally, user i can discharge the amount of energy $p_i^{\omega,dis}[t]$ from his virtual storage to serve his load. To balance the power, we can express user i 's energy purchase from the grid in time slot t as follows:

$$p_i^{\omega,g}[t] = P_i^{\omega,l}[t] - p_i^{\omega,r,u}[t] - p_i^{\omega,dis}[t] + p_i^{\omega,ch}[t]. \quad (2)$$

⁷We assume that users only feed in the unused locally-generated renewable energy to the grid. We do not consider the feed-in power from the storage to the grid, which may complicate users' decisions.

⁸We assume that users can have an extra meter and wires to connect the renewable generators to the grid. Hence, it is technically feasible for a user to sell back the renewable energy to the grid while consuming energy from the grid.

⁵Such a generalization can be supported by the works [30] and [31], which propose a control framework for the general energy storage system by aggregating other energy resources, e.g., demand responses in addition to the physical energy storage.

⁶Since the focus of our work is on the design of the virtual storage sharing framework, we have initially chosen to assume that users can perfectly predict their renewable generations and loads. We include the discussions about the impact of uncertainties on the users' decisions in Appendix N.

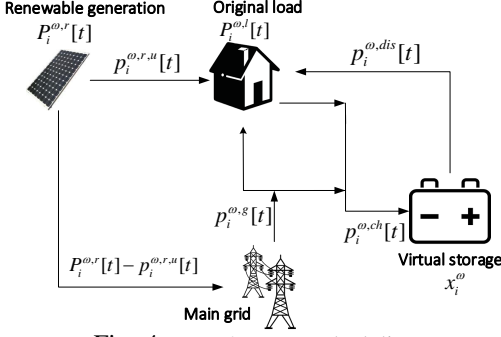


Fig. 4: Users' power scheduling.

If a user has no renewables, the charged energy is only from the purchase from the grid, i.e., $p_i^{\omega,r,u}[t] = 0$ in (2). We denote $p_i^{\omega,g} = \{p_i^{\omega,g}[t], \forall t \in \mathcal{T}\}$, $p_i^{\omega,r,u} = \{p_i^{\omega,r,u}[t], \forall t \in \mathcal{T}\}$, $p_i^{\omega,ch} = \{p_i^{\omega,ch}[t], \forall t \in \mathcal{T}\}$, and $p_i^{\omega,dis} = \{p_i^{\omega,dis}[t], \forall t \in \mathcal{T}\}$.

User i 's charge and discharge decision should satisfy the constraint of the virtual capacity:

$$e_i^{\omega}[t] = e_i^{\omega}[t-1] + \eta^c p_i^{\omega,ch}[t] - p_i^{\omega,dis}[t]/\eta^d, \quad \forall t \in \mathcal{T}, \quad (3)$$

$$0 \leq e_i^{\omega}[t] \leq x_i^{\omega}, \quad \forall t \in \mathcal{T}', \quad (4)$$

$$e_i^{\omega}[0] = e_i^{\omega}[T]. \quad (5)$$

We let $e_i^{\omega} = \{e_i^{\omega}[t], \forall t \in \mathcal{T}'\}$ denote the energy level in the storage over the operational horizon, where $\mathcal{T}' = \{0\} \cup \mathcal{T}$ and $e_i^{\omega}[0]$ denotes the initial energy level. Since the user's storage is virtual, we allow user i to optimize $e_i^{\omega}[0]$ in each operational horizon. η^c and η^d denote the virtual charge and discharge efficiency rate respectively. We assume that the aggregator enforces the same virtual efficiency rate as the physical one. We model the charge and discharge efficiencies for the physical storage (e.g., Li-ion batteries) as constant values. Such an assumption has been widely used in the literature (e.g., [2] [13]) and can capture the key characteristics of energy loss during the charging and discharging process. Constraint (5) ensures the independent operation of the virtual storage across operational horizons [34]. Other power-related variables are constrained as follows:

$$p_i^{\omega,g}[t] \geq 0, p_i^{\omega,ch}[t] \geq 0, p_i^{\omega,dis}[t] \geq 0, \quad \forall t \in \mathcal{T}, \quad (6)$$

$$0 \leq p_i^{\omega,r,u}[t] \leq P_i^{\omega,r}[t], \quad \forall t \in \mathcal{T}. \quad (7)$$

2) *User's net cost in each operational horizon:* Each user minimizes his net cost in each operational horizon. The cost includes the payment for the virtual capacity and the electricity bill. The revenue is from selling back the renewable energy.

Specifically, given the virtual storage price q , over the operational horizon of scenario ω , user i 's payment to the aggregator for purchasing the capacity x_i^{ω} is $C_i^s(x_i^{\omega}) = qx_i^{\omega}$. The electricity bill for the consumption from the grid is

$$C_i^e(p_i^{\omega,g}) = \pi_b \sum_{t \in \mathcal{T}} p_i^{\omega,g}[t] + \pi_p \max_{t \in \mathcal{T}} p_i^{\omega,g}[t], \quad (8)$$

and we can substitute the variable $p_i^{\omega,g}[t]$ from (2) and denote the electricity bill as $C_i^e(p_i^{\omega,r,u}, p_i^{\omega,ch}, p_i^{\omega,dis})$. User i 's revenue of selling back renewable energy is

$$R_i^r(p_i^{\omega,r,u}) = \pi_s \sum_{t \in \mathcal{T}} (P_i^{\omega,r}[t] - p_i^{\omega,r,u}[t]). \quad (9)$$

Thus, the net cost in the operational horizon of scenario ω is

$$C_i^s(x_i^{\omega}) + C_i^e(p_i^{\omega,r,u}, p_i^{\omega,ch}, p_i^{\omega,dis}) - R_i^r(p_i^{\omega,r,u}). \quad (10)$$

We then formulate user i 's Problem \mathbf{UP}_i^{ω} that minimizes the net cost in the operational horizon of scenario ω as follows.

Stage 2: User i optimization problem \mathbf{UP}_i^{ω}

$$\min C_i^s(x_i^{\omega}) + C_i^e(p_i^{\omega,r,u}, p_i^{\omega,ch}, p_i^{\omega,dis}) - R_i^r(p_i^{\omega,r,u})$$

$$\text{s.t. (2), (3) - (7),}$$

$$\text{var: } x_i^{\omega}, p_i^{\omega,r,u}, p_i^{\omega,ch}, p_i^{\omega,dis}, e_i^{\omega},$$

where the price q is determined by the aggregator in Stage 1. We denote the optimal solution to Problem \mathbf{UP}_i^{ω} by $(x_i^{\omega*}(q), p_i^{\omega,r,u*}(q), p_i^{\omega,ch*}(q), p_i^{\omega,dis*}(q), e_i^{\omega*}(q))$. Note that the aggregator sets the same price for all users without any price discrimination, and each user i makes his own purchase decision to minimize his cost by solving Problem \mathbf{UP}_i^{ω} . Therefore, if the virtual storage can bring higher revenues to some users (e.g., those who have more renewable energy), then these users have higher demands and purchase more virtual capacities (than the users who benefit less using the storage). In this sense, our business model is fair for all users.

B. Stage 1: Aggregator's model

In Stage 1, at the investment phase, the aggregator decides the unit price q of the virtual capacity, as well as the capacity X and power rating P of the physical storage.

1) *Aggregator's power scheduling over each operational horizon:* Each user decides the charge and discharge profiles (as in Stage 2) and then reports them to the aggregator. The aggregator aggregates these charge and discharge decisions and obtains the net charge $p_a^{\omega,ch}(q) = \{p_a^{\omega,ch}[t], \forall t \in \mathcal{T}\}$ and discharge $p_a^{\omega,dis}(q) = \{p_a^{\omega,dis}[t], \forall t \in \mathcal{T}\}$ as follows:

$$p_a^{\omega,ch}[t](q) = \left[\sum_{i \in \mathcal{I}} p_i^{\omega,ch*}[t](q) - \sum_{i \in \mathcal{I}} p_i^{\omega,dis*}[t](q) \right]^+, \quad (11)$$

$$p_a^{\omega,dis}[t](q) = \left[\sum_{i \in \mathcal{I}} p_i^{\omega,dis*}[t](q) - \sum_{i \in \mathcal{I}} p_i^{\omega,ch*}[t](q) \right]^+, \quad (12)$$

$\forall t \in \mathcal{T}, \forall \omega \in \Omega$, where we define $[f]^+ = \max\{f, 0\}$. Note that (11) and (12) ensure that $p_a^{\omega,ch}[t](q)$ and $p_a^{\omega,dis}[t](q)$ cannot be positive at the same time, i.e., the physical storage cannot be charged and discharged simultaneously.

The aggregator can use the physical storage and additional resources to satisfy users' requirement. We denote the charge and discharge requirement served by the physical storage as $p_a^{\omega,ch,s} = \{p_a^{\omega,ch,s}[t], \forall t \in \mathcal{T}\}$, $p_a^{\omega,dis,s} = \{p_a^{\omega,dis,s}[t], \forall t \in \mathcal{T}\}$. Similarly, we denote the charge discharge and requirement supported by the additional resources as $p_a^{\omega,ch,a} = \{p_a^{\omega,ch,a}[t], \forall t \in \mathcal{T}\}$, $p_a^{\omega,dis,a} = \{p_a^{\omega,dis,a}[t], \forall t \in \mathcal{T}\}$. They satisfy the following constraints for users' demand:

$$p_a^{\omega,ch,s}[t] + p_a^{\omega,ch,a}[t] = p_a^{\omega,ch}[t](q), \quad \forall t \in \mathcal{T}, \forall \omega \in \Omega, \quad (13)$$

$$p_a^{\omega,dis,s}[t] + p_a^{\omega,dis,a}[t] = p_a^{\omega,dis}[t](q), \quad \forall t \in \mathcal{T}, \forall \omega \in \Omega, \quad (14)$$

The aggregator's charge and discharge scheduling is constrained by the physical storage size as follows:

$$e_a^{\omega}[t] = e_a^{\omega}[t-1] + \eta_a^c p_a^{\omega,ch,s}[t] - p_a^{\omega,dis,s}[t]/\eta_a^d, \quad \forall t \in \mathcal{T}, \forall \omega \in \Omega, \quad (15)$$

$$\gamma^{\min} X \leq e_a^{\omega}[t] \leq \gamma^{\max} X, \quad \forall t \in \mathcal{T}', \forall \omega \in \Omega, \quad (16)$$

$$p_a^{\omega,ch,s}[t] \leq P, p_a^{\omega,dis,s}[t] \leq P, \quad \forall t \in \mathcal{T}, \forall \omega \in \Omega, \quad (17)$$

$$e_a^{\omega}[0] = e_a^{\omega}[T], \quad \forall \omega \in \Omega, \quad (18)$$

We let $e_a^\omega = \{e_a^\omega[t], \forall t \in \mathcal{T}'\}$ denote the energy level in the physical storage. η_a^c and η_a^d denote the charge and discharge efficiency rate respectively. The fraction coefficients γ^{\min} and γ^{\max} correspond to the minimum and maximum energy levels that can be stored in the storage, respectively. Constraint (18) ensures the independent operation of storage in each operational horizon.⁹

2) *Aggregator's profit over the investment phase (scaled in one operational horizon)*: Over the investment phase, the aggregator bears the storage capital cost which includes the capacity cost and power rating cost [2]. In each operational horizon, the aggregator obtains the revenue from selling the virtual capacity but also bears the operational cost of the physical storage and additional resources.

Specifically, the *capital cost* $C_a^{\text{cap}}(X, P)$ over the investment phase (scaled into one operational horizon) is:

$$C_a^{\text{cap}}(X, P) = \kappa c^X X + \kappa c^P P, \quad (19)$$

where the coefficient c^X, c^P are the unit cost of the capacity and power rating over the investment phase.¹⁰ The coefficient κ is the scaling factor that is illustrated in Appendix L.

The expectation of the *revenue* $R_a^v(q)$ of *selling the virtual storage capacity* over all scenarios is

$$R_a^v(q) = \mathbb{E}_{\omega \in \Omega} [q \sum_{i \in \mathcal{I}} x_i^{\omega*}(q)] = \sum_{\omega \in \Omega} \rho^\omega q \sum_{i \in \mathcal{I}} x_i^{\omega*}(q). \quad (20)$$

The expectation of the *storage operational cost* $C_a^{\text{op}}(\mathbf{p}_a^{\omega, \text{ch}, s}, \mathbf{p}_a^{\omega, \text{dis}, s})$ over all scenarios is

$$\sum_{\omega \in \Omega} \rho^\omega c^s \sum_{t \in \mathcal{T}} (p_a^{\omega, \text{ch}, s}[t] + p_a^{\omega, \text{dis}, s}[t]), \quad (21)$$

where c^s is the unit cost of the charge and discharge, which models the cost of degradation of the storage. We adopt the linear cost model that is widely used in the literature [34] [35].

The expected *operational cost of additional resources* $C_a^{\text{ad}}(\mathbf{p}_a^{\omega, \text{ch}, a}, \mathbf{p}_a^{\omega, \text{dis}, a})$ over all scenarios is

$$\sum_{\omega \in \Omega} \rho^\omega \sum_{t \in \mathcal{T}} (c_a^c p_a^{\omega, \text{ch}, a}[t] + c_a^d p_a^{\omega, \text{dis}, a}[t]), \quad (22)$$

where c_a^c is the unit cost of absorbing users' charge demand and c_a^d is the unit cost of acquiring the energy to support users' discharge demand.

Thus, the aggregator's expected *profit* over the investment phase, scaled into one operational horizon, is

$$R_a^v(q) - C_a^{\text{cap}}(X, P) - C_a^{\text{op}}(\mathbf{p}_a^{\omega, \text{ch}, s}, \mathbf{p}_a^{\omega, \text{dis}, s}) - C_a^{\text{ad}}(\mathbf{p}_a^{\omega, \text{ch}, a}, \mathbf{p}_a^{\omega, \text{dis}, a}). \quad (23)$$

The aggregator's power scheduling is determined by price q and investment decisions X and P . Thus we denote the operational cost of storage and additional resources as functions of (q, X, P) respectively, i.e., $C_a^{\text{op}}(q, X, P)$ and $C_a^{\text{ad}}(q, X, P)$.

⁹We assume that the aggregator can adjust the initial energy level of the storage by purchasing or selling the energy with the same price through an external market. Since the storage operational constraint in (18) restricts the terminal level to be equal to the initial level, the total adjustment and its cost is negligible in the long run. In addition, the case where the initial energy level is fixed can be viewed as a special case of our problem.

¹⁰Here we consider a single type of storage technology for the central storage. We can easily generalize this model to incorporate multiple types.

3) *Aggregator's pricing*: We consider two pricing strategies for the aggregator: the *optimal-profit price* (OP price) and the *lowest-nonnegative-profit price* (LNP price). The *OP price* maximizes the aggregator's profit, and the *LNP price* is the minimal price that keeps the aggregator's profit nonnegative. The latter is reasonable when the aggregator is regulated and required to provide the most benefit for users. We formulate Problem **AOP** to obtain the OP price q^* as follows. Due to the page limit, we enclose all the discussions about the problem of the LNP price q^l in the Appendix J.

Stage 1: Aggregator's Optimal-profit Price Problem (AOP)

$$\begin{aligned} \max R_a^{\text{pf}} &:= R_a^v(q) - C_a^{\text{cap}}(X, P) - C_a^{\text{op}}(q, X, P) - C_a^{\text{ad}}(q, X, P) \\ \text{s.t.} & (11) - (14), (15) - (18), \\ \text{var:} & q, X, P. \end{aligned}$$

IV. SOLVING TWO-STAGE PROBLEM

The two-stage problem is challenging to solve due to its non-convex nature. To solve the problem, we first characterize the properties of each user's optimal solution (in Stage 2) under a fixed price q in Proposition 1 and Theorem 1, and then incorporate users' decisions into Stage 1 to characterize the properties of the aggregator's profit in Proposition 3. Based on the properties of Stage 2 (in Proposition 1 and Theorem 1) and Stage 1 (in Proposition 3), we propose Algorithm 1 to solve the two-stage problem, which determines the aggregator's optimal pricing and investment decisions.

A. Solution of Stage 2

For Stage 2, we first prove that the optimal capacity $x_i^{\omega*}(q)$ that user i purchases is stepwise in price q . Then we add a small penalty on the user's cost to solve the issue of multi-optima of the charge and discharge decision. We show that the user's optimal decision has a simple stepwise structure over price q as the penalty approaches zero.

1) *Stepwise structure of $x_i^{\omega*}(q)$* : The optimal capacity $x_i^{\omega*}(q)$ is stepwise over price q as shown in Proposition 1:

Proposition 1 (Stepwise property of virtual capacity): The optimal capacity $x_i^{\omega*}(q)$ of Problem **UP_i^ω** is a non-increasing and stepwise correspondence of the price q . Specifically, there exists the set of $K_i^\omega + 1$ threshold prices $\mathcal{Q}_i^\omega = \{q_i^{\omega_0}, q_i^{\omega_1}, q_i^{\omega_2}, \dots, q_i^{\omega_{K_i^\omega}}\}$ and $0 = q_i^{\omega_0} < q_i^{\omega_1} < \dots < q_i^{\omega_{K_i^\omega}}$, such that $x_i^{\omega*}(q)$ is given by

$$x_i^{\omega*}(q) = \begin{cases} x_i^{\omega_0}, & q \in (q_i^{\omega_0}, q_i^{\omega_1}), \\ x_i^{\omega_1}, & q \in (q_i^{\omega_1}, q_i^{\omega_2}), \\ \dots & \\ x_i^{\omega_{K_i^\omega}}, & q \in (q_i^{\omega_{K_i^\omega}}, \infty), \end{cases} \quad (24)$$

where $x_i^{\omega_0} > x_i^{\omega_1} > \dots > x_i^{\omega_{K_i^\omega}} = 0$. For any threshold price $q_i^{\omega_k} > 0$, $x_i^{\omega*}(q)$ can be any value in $[x_i^{\omega_{k-1}}, x_i^{\omega_k}]$. For $q_i^{\omega_0} = 0$, $x_i^{\omega*}(q)$ can achieve any value in $[x_i^{\omega_0}, \infty)$. We denote user i 's optimal capacity set as $\mathcal{X}_i^\omega = \{x_i^{\omega_0}, x_i^{\omega_1}, \dots, x_i^{\omega_{K_i^\omega}}\}$.

We illustrate Proposition 1 in Figure 5(a). As price q increases, the optimal capacity that a user purchases decreases. If the price is higher than the threshold $q_i^{\omega_{K_i^\omega}}$, the user will purchase none. Between two adjacent threshold prices, the optimal capacity remains the same. In Appendix C, we prove Proposition 1. In Appendix D, we present Algorithm 3 for computing the sets \mathcal{X}_i^ω and \mathcal{Q}_i^ω .

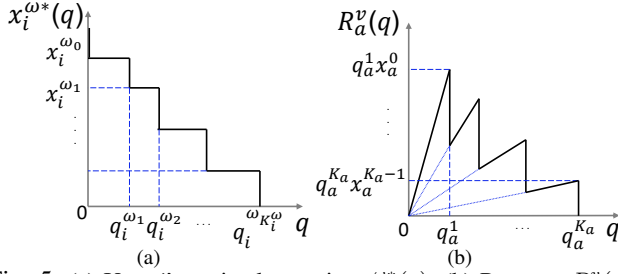


Fig. 5: (a) User i 's optimal capacity $x_i^{\omega*}(q)$; (b) Revenue $R_a^v(q)$.

2) *Solving multi-optima problem:* Although we have characterized a user i 's optimal capacity decision in Proposition 1, we still face the difficulty of multi-optima. More specifically, even at a fixed optimal capacity $x_i^{\omega*}(q)$, there may still be multiple virtual charge and discharge solutions $(\mathbf{p}_i^{\omega, ch}, \mathbf{p}_i^{\omega, dis})$ (the set of which is denoted as $(\mathbf{P}_i^{\omega, ch*}(q), \mathbf{P}_i^{\omega, dis*}(q))$) that lead to the same net cost to the user. As a result, the aggregator's cost is not well-defined, because the cost is due to users' charge and discharge demand. To address this difficulty, we introduce a small positive penalty coefficient ε on the users net cost in Problem \mathbf{UP}_i^ω as follows:

$$C_i^q(\mathbf{p}_i^{\omega, ch}, \mathbf{p}_i^{\omega, dis}) = \varepsilon \sum_{t \in \mathcal{T}} ((p_i^{\omega, ch}[t])^2 + (p_i^{\omega, dis}[t])^2). \quad (25)$$

After including penalty (25) to the objective function of Problem \mathbf{UP}_i^ω , we obtain a new modified problem denoted as \mathbf{UPP}_i^ω , which is a quadratic programming problem. We denote the optimal solution to Problem \mathbf{UPP}_i^ω as $(x_i^{\omega*}(q, \varepsilon), \mathbf{p}_i^{\omega, r, u*}(q, \varepsilon), \mathbf{p}_i^{\omega, ch*}(q, \varepsilon), \mathbf{p}_i^{\omega, dis*}(q, \varepsilon), \mathbf{e}_i^{\omega*}(q, \varepsilon))$ for any price $q > 0$ and penalty $\varepsilon > 0$. Proposition 2 below shows such a solution of Problem \mathbf{UPP}_i^ω is unique, which is proved in Appendix E. To ensure users' unique decisions, we let the aggregator choose $q > 0$ and $\varepsilon > 0$.¹¹

Proposition 2 (Uniqueness): For any $\varepsilon > 0$ and any $q > 0$, the optimal solution to Problem \mathbf{UPP}_i^ω is unique.

3) *Asymptotic solution:* Later in Section B-3, we will choose a small ε to obtain a near-optimal solution for Stage 1. Intuitively, when ε approaches zero, one would expect that the solution to Problem \mathbf{UPP}_i^ω approaches the solution to Problem \mathbf{UP}_i^ω . Since the optimal charge and discharge decision of Problem \mathbf{UP}_i^ω has multiple optima, it would seem that the same difficulty will persist as ε approaches zero. Surprisingly, we show below that the limit of the solution to Problem \mathbf{UPP}_i^ω exists and can be uniquely determined as ε approaches zero.

Theorem 1 (Asymptotic solution): For any price $q \notin \mathcal{Q}_i^\omega$ (as defined in Proposition 1), as ε approaches zero,

(a) there is a unique limit of the optimal charge and discharge decision $(\mathbf{p}_i^{\omega, ch*}(q, \varepsilon), \mathbf{p}_i^{\omega, dis*}(q, \varepsilon))$. This limit belongs to the set $(\mathbf{P}_i^{\omega, ch*}(q), \mathbf{P}_i^{\omega, dis*}(q))$, i.e.,

$$\lim_{\varepsilon \rightarrow 0^+} (\mathbf{p}_i^{\omega, ch*}(q, \varepsilon), \mathbf{p}_i^{\omega, dis*}(q, \varepsilon)) \in (\mathbf{P}_i^{\omega, ch*}(q), \mathbf{P}_i^{\omega, dis*}(q)),$$

and it remains constant for all prices within each threshold price interval $(q_i^{\omega_k}, q_i^{\omega_{k+1}})$, where $q_i^{\omega_k}, q_i^{\omega_{k+1}} \in \mathcal{Q}_i^\omega$;

(b) the optimal capacity $x_i^{\omega*}(q, \varepsilon)$ approaches the optimal solution $x_i^{\omega*}(q)$ (given in Proposition 1) with $\varepsilon = 0$, i.e.,

¹¹Note that when $q = 0$, even when we set $\varepsilon > 0$, users can purchase an arbitrarily large capacity beyond their minimum needs because they bear no capacity costs.

$$\lim_{\varepsilon \rightarrow 0^+} x_i^{\omega*}(q, \varepsilon) = x_i^{\omega*}(q).$$

Theorem 1(a) is highly non-trivial due to multiple optimal solutions $(\mathbf{p}_i^{\omega, ch*}(q), \mathbf{p}_i^{\omega, dis*}(q))$ of Problem \mathbf{UP}_i^ω . We prove Theorem 1(a) based on the Maximum Theorem [36] by showing the uniqueness of the optimal objective value of Problem \mathbf{UP}_i^ω , and prove Theorem 1(b) by showing the uniqueness of $x_i^{\omega*}(q)$. We present the detailed proof in Appendix G.

Based on Theorem 1(b), we can compute the limit $\lim_{\varepsilon \rightarrow 0^+} x_i^{\omega*}(q, \varepsilon)$ by the optimal solution $x_i^{\omega*}(q)$ of Problem \mathbf{UP}_i^ω , which takes discrete values from the set \mathcal{X}_i^ω defined in Proposition 1. Then, given each element in \mathcal{X}_i^ω , we can solve optimization problems (by Algorithm 4 of Appendix H) that minimize the penalty term to obtain the limiting optimal charge and discharge decision as ε approaches zero. In other words, the limiting optimal charge and discharge solution is a function of each element in \mathcal{X}_i^ω . The above results show that as ε approaches zero, the user's solution in Stage 2 has a stepwise structure, which can be efficiently computed.

B. Solution of Stage 1

Based on the asymptotic structure of the users' decisions in stage 2 as shown in Theorem 1, we further analyze the structure of the aggregator's optimal profit as a function of price q as ε approaches zero. We propose an algorithm to derive the near-optimal profit price \hat{q}^* by considering ε that is small enough. We use a similar method to compute the LNP price and present it in Appendix J.

1) *The optimal profit given (q, ε) :* Given (q, ε) , the aggregator can vary the investment X and P to optimize her profit as follows. First, the aggregator can compute the revenue $R_a^v(q, \varepsilon)$ as in (20) with $x_i^{\omega*}(q)$ replaced by $x_i^{\omega*}(q, \varepsilon)$. Second, given users' optimal charge and discharge decision $(\mathbf{p}_i^{\omega, ch*}(q, \varepsilon), \mathbf{p}_i^{\omega, dis*}(q, \varepsilon))$, $\forall i, \omega$, the aggregator can solve Problem **CO** to compute her optimal cost $C_a(q, \varepsilon)$ as follows.

$$\begin{aligned} \mathbf{CO}: C_a(q, \varepsilon) &:= \min C_a^{cap}(X, P) + C_a^{op}(q, X, P) + C_a^{ad}(q, X, P) \\ &\text{s.t. (11) - (14), (15) - (18),} \\ &\text{var: } X, P. \end{aligned}$$

This is a linear programming problem, which can be solved efficiently using the simplex method [37]. Finally, we compute the optimal profit for any given (q, ε) by

$$R_a^{pf}(q, \varepsilon) = R_a^v(q, \varepsilon) - C_a(q, \varepsilon). \quad (26)$$

2) *The limit of the optimal profit as ε approaches zero:* In Proposition 3 below, as ε approaches zero, we first show in part (a) that the revenue $R_a^v(q, \varepsilon)$ approaches a limit $R_a^v(q)$ as in (20) without ε . We further show in (b) that the optimal cost $C_a(q, \varepsilon)$ approaches a limit $C_a(q)$, which is stepwise over the threshold price set $\mathcal{Q}_a = \bigcup_{i, \omega} \mathcal{Q}_i^\omega$. Finally, we show in (c) that the optimal profit $R_a^{pf}(q, \varepsilon)$ approaches $R_a^v(q) - C_a(q)$ denoted as $R_a^{pf}(q)$ as ε approaches zero. We present the proof of Proposition 3 in Appendix I.

Proposition 3 (Asymptotic profit): For any $q \notin \mathcal{Q}_a$, we have

$$(a) \lim_{\varepsilon \rightarrow 0^+} R_a^v(q, \varepsilon) = R_a^v(q), \quad (b) \lim_{\varepsilon \rightarrow 0^+} C_a(q, \varepsilon) = C_a(q),$$

where $C_a(q)$ denotes the optimal value of Problem **CO** given the limit of each user i 's optimal charge and discharge decision $(\lim_{\varepsilon \rightarrow 0^+} (\mathbf{p}_i^{\omega, ch*}(q, \varepsilon), \lim_{\varepsilon \rightarrow 0^+} \mathbf{p}_i^{\omega, dis*}(q, \varepsilon)))$, $\forall i, \omega$,

$$(c) \lim_{\varepsilon \rightarrow 0^+} R_a^{pf}(q, \varepsilon) = R_a^v(q) - C_a(q) \triangleq R_a^{pf}(q).$$

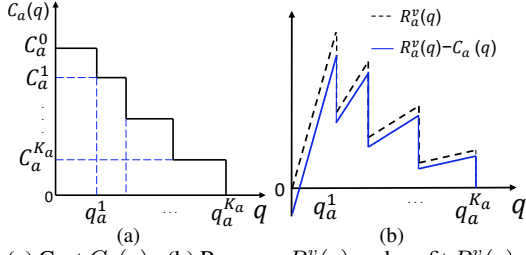


Fig. 6: (a) Cost $C_a(q)$; (b) Revenue $R_a^v(q)$ and profit $R_a^{pf}(q) - C_a(q)$.

Based on Proposition 1, the revenue $R_a^v(q)$ is piecewise linear over the threshold price set \mathcal{Q}_a as depicted in Figure 5(b): The revenue increases linearly from each threshold price and then decreases vertically at the next adjacent threshold price. The slopes of $R_a^v(q)$ over different price intervals are determined by $\sum_{\omega} \rho^{\omega} \sum_i x_i^{\omega*}(q)$. The limiting cost $C_a(q)$ is a stepwise function over the threshold price set \mathcal{Q}_a as shown in Figure 6(a). Hence the limiting profit $R_a^{pf}(q)$ is a piecewise linear function of price q as shown in Figure 6(b) with multiple local optima.¹² Finally, based on each user i 's limiting decision $\lim_{\varepsilon \rightarrow 0^+} x_i^{\omega*}(q, \varepsilon)$ and $\lim_{\varepsilon \rightarrow 0^+} (p_i^{\omega, ch*}(q, \varepsilon), p_i^{\omega, dis*}(q, \varepsilon))$ in Theorem 1, we can compute the limiting revenue $R_a^v(q)$, the limiting cost $C_a(q)$, and thus the limiting profit $R_a^{pf}(q)$ as in Lines 2-8 in Algorithm 1 below.

3) *The algorithm to compute the near-OP price \hat{q}^* :* The above results demonstrate important solution structures of Stage 2 and Stage 1 as ε goes to zero. Unfortunately, the aggregator cannot choose $\varepsilon = 0$ (which has the multi-optima problem as mentioned in Section A). Thus, below we propose an iterative procedure in Algorithm 1 (i.e., Lines 9-16) for computing a sufficiently small ε so that (i) it is close enough to the above limit, and (ii) the near-OP price \hat{q}^* can be efficiently computed. Specifically, first, the aggregator computes the left-handed limit of profit $R_a^{pf}(q)$ at each threshold price $q_a \in \mathcal{Q}_a$, and selects the price q_a^m that achieves the global optimum (Line 9). Second, since profit $R_a^{pf}(q)$ is linearly increasing over each threshold price interval, the aggregator chooses a near-OP price \hat{q}^* slightly lower than q_a^m such that the profit $R_a^{pf}(\hat{q}^*)$ approximates the maximum profit $R_a^{pf}(q_a^m)$ within the given accuracy err_1 (Lines 10-11). Finally, the aggregator chooses a small ε in an iterative fashion so that the profit $R_a^{pf}(\hat{q}^*, \varepsilon)$ approximates $R_a^{pf}(\hat{q}^*)$ within the given accuracy err_2 (Lines 12-16), where each user solves the quadratic programming problem \mathbf{UPP}_i^{ω} in each iteration.¹³ After computing the near-OP price \hat{q}^* and ε , we can obtain the near-optimal investment decision by Subroutine 1 accordingly.

Algorithm 1 is scalable in terms of the number of users and scenarios. On the users' side, they compute their decisions in parallel, which will not increase the execution time as the number of users increases. On the aggregator's side, she searches the threshold price set for the maximum profit, where the number of threshold prices is simply linear in the product of the number of users and the number of scenarios. Therefore,

¹²Although in Proposition 3 these limiting values are only defined for $q \notin \mathcal{Q}_a$, we can use the left-handed limits of $R_a^{pf}(q)$ as the function values for $q \in \mathcal{Q}_a$. In this way, the function $R_a^{pf}(q)$ is well-defined for all q .

¹³The quadratic programming problem can be efficiently solved by the interior point method [38].

the execution time of Algorithm 1 is proportional to the number of users and scenarios, and thus scales well.

Algorithm 1 Search of the near-optimal-price \hat{q}^*

- 1: **initialization:** set iteration index $k = 0$, $\varepsilon^0 > 0$, relative error err_1 and err_2 ;
 - 2: **for** user $i \in \mathcal{I}$ **in parallel do**
 - 3: Compute the set \mathcal{Q}_i^{ω} and \mathcal{X}_i^{ω} by Algorithm 3 of Appendix D, and compute the limiting charge/discharge decision by Algorithm 4 of Appendix H, for all $\omega \in \Omega$;
 - 4: Report the computation results to the aggregator;
 - 5: **end for**
 - 6: **for** each $q_a \in \mathcal{Q}_a = \bigcup_{i, \omega} \mathcal{Q}_i^{\omega}$ **do**
 - 7: The aggregator computes the left-handed limit of profit $R_a^{pf}(q_a) = R_a^v(q_a) - C_a(q_a)$, with $R_a^v(q_a)$ computed by (20) and $C_a(q_a)$ computed as in Proposition 3(b);
 - 8: **end for**
 - 9: The aggregator searches the threshold price set \mathcal{Q}_a and chooses the price $q_a^m \in \mathcal{Q}_a$ that maximizes $R_a^{pf}(q)$;
 - 10: The aggregator calculates the slope $slp(q_a^m)$ of $R_a^{pf}(q)$ over the threshold price interval (q_a^{m-1}, q_a^m) :

$$slp(q_a^m) = \sum_{\omega} \rho^{\omega} \sum_i x_i^{\omega*} \left(\frac{q_a^{m-1} + q_a^m}{2} \right);$$
 - 11: The aggregator computes a price \hat{q}^* (lower than q_a^m) such that $R_a^{pf}(\hat{q}^*)$ approximates $R_a^{pf}(q_a^m)$ within the relative error err_1 :

$$\hat{q}^* = q_a^m - \frac{R_a^{pf}(q_a^m) err_1}{slp(q_a^m)};$$
 - 12: **repeat**
 - 13: $k := k + 1$;
 - 14: $\varepsilon^k = \varepsilon^{k-1}/10$;
 - 15: $(R_a^{pf}(\hat{q}^*, \varepsilon^k), X(\hat{q}^*, \varepsilon^k), P(\hat{q}^*, \varepsilon^k)) = CU(\hat{q}^*, \varepsilon^k)$;
 - 16: **until** $\frac{R_a^{pf}(\hat{q}^*, \varepsilon^k) - R_a^{pf}(\hat{q}^*)}{R_a^{pf}(\hat{q}^*)} \leq err_2$;
 - 17: **output:** $(\hat{q}^*, \varepsilon^k, P(\hat{q}^*, \varepsilon^k), X(\hat{q}^*, \varepsilon^k))$;
-

Subroutine 1 Communication unit $CU(q, \varepsilon)$

- 1: **input:** (q, ε) announced by the aggregator;
 - 2: **for** each user $i \in \mathcal{I}$ **in parallel do**
 - 3: Solve Problem \mathbf{UUP}_i^{ω} given (q, ε) , and reports to the aggregator the optimal decisions of $x_i^{\omega}(q, \varepsilon)$, $p_i^{\omega, ch}(q, \varepsilon)$, $p_i^{\omega, dis}(q, \varepsilon)$, for all $\omega \in \Omega$;
 - 4: **end for**
 - 5: The aggregator determines the investment decision $X(q, \varepsilon)$, $P(q, \varepsilon)$ by solving Problem \mathbf{CO} , and computes the profit $R_a^{pf}(q, \varepsilon)$ by (26);
 - 6: **output:** $(R_a^{pf}(q, \varepsilon), X(q, \varepsilon), P(q, \varepsilon))$;
-

V. NUMERICAL STUDY

We simulate a system based on realistic data where users have diverse load and renewable profiles. We demonstrate that, as long as there are groups of users with diverse load and renewable profiles, our virtualization model can promote more efficient use of the physical storage, offer flexibility to users in the choices of virtual capacities, and reduce users' costs compared with the case where users acquire their own physical storage.

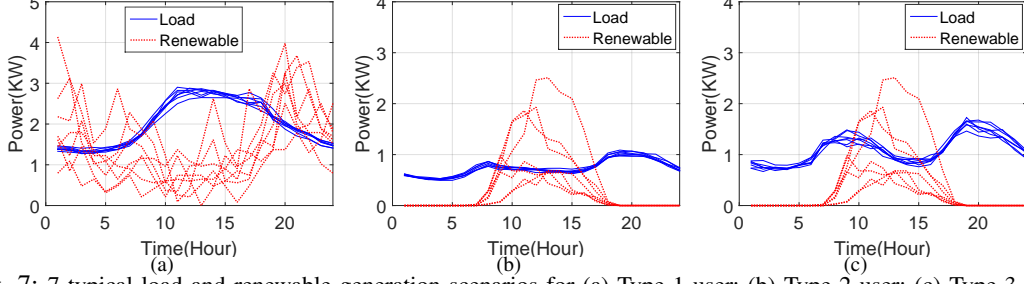


Fig. 7: 7 typical load and renewable generation scenarios for (a) Type-1 user; (b) Type-2 user; (c) Type-3 user.

A. Simulation setup

1) **Parameters:** We consider the lithium-ion battery as the energy storage technology. We use realistic load data from PG&E Corporation in 2012 [39] to characterize users' load profiles, and we use wind speed and solar radiation data from Hong Kong Observatory [40] to characterize users' renewable generations. To illustrate how our storage virtualization model works, we simulate a system as in Figure 1 with three users of different types. Type-1 user owns the local wind generation, while Type-2 and Type-3 users own solar panels (with the same capacity).¹⁴

We obtain the one-year historical data, namely 366 scenarios for users' load and renewable profile jointly. As a large number of scenarios lead to a high computational complexity, we choose a smaller subset of 7 typical scenarios that can approximate the original scenario set as shown in Figure 7: Type-1 user has the peak load around noon (typical for some commercial users) and produces more wind power at night; Type-2 and Type-3 users have the peak load in the morning and evening (typical for residential users), and their solar power reaches peak supply around noon. For more details regarding the data of renewable generation and load, we include them in the online appendix [43]. For other parameters of electricity bill and energy storage, we present them in the Appendix K. Note that we do not make any assumptions on the correlation between users' load profiles and renewable generations; we just select an example with three types of users for illustration. Furthermore, since our framework for virtual energy storage sharing is general, interested readers can also use their own data as inputs to examine the performance of the framework.

2) **Benchmark:** To show the performance of our virtualization model, we consider a benchmark where each user invests in a physical storage product (e.g., Tesla Powerwall) by himself. He will optimize the (fixed) capacity of the physical storage, and can only use his own storage over the investment phase. Apart from the capacity cost, each user also affords the power rating cost and the operational cost by himself. Each user i solves an optimization problem \mathbf{BM}_i to minimize his

cost and determines the storage size over the investment phase. We present the details of Problem \mathbf{BM}_i in the Appendix K.

3) **Storage price:** For the benchmark problem, we consider 2 different storage prices for users as follows:

- **Production cost** $c^P(c_u^x, c_u^p)$: Users pay the same storage production cost as the aggregator.
- **Retailer price** $c^R(c_u^x, c_u^p)$: Users pay a higher storage retailer price than the aggregator.

The *production cost* indicates the minimal cost for users to acquire the energy storage, and the *retailer price* is a more realistic price for users to purchase the storage on the market.

The simulation is implemented using MATLAB 2015 on a computer with an Intel Core i7 of 3.6 GHz and 8 GB memory. The execution time is about 13s.

B. Simulation results

We demonstrate several key benefits of our virtualization business model as follows.

1) **More efficient use of storage:** We show that our model can lead to more efficient use of energy storage, such that the aggregator can invest in a smaller physical storage capacity to support much larger virtual capacity allocation.

Figure 8(a) shows the comparison between the aggregator's invested physical capacity and the sold expected virtual capacity when the price varies from the LNP price q^l to the OP price q^* . The sold virtual capacity is always much larger than the actual physical size. Specifically, compared with the virtual capacity, the physical capacity is reduced by 42.5% at the price q^l and 54.3% at the price q^* . To understand this, in Figure 8(b), we show the virtual charge and discharge profiles of three types of users (represented by different colors) in seven scenarios (shown as the seven curves for each type of user). For each curve, the positive value part corresponds to charging the virtual storage, and the negative value part corresponds to discharging the virtual storage. We can see that that Type-1 user discharges the storage around noon to serve his peak load and charges the storage around morning and night. On the other hand, Type-2 and Type-3 users charge the storage around noon to store excessive solar energy and discharge around morning and night to serve their peak loads. Therefore, these users' charge and discharge profiles can partially cancel out at the aggregated level, which reduces the need of the physical storage. We also see from Figure 8(a) that the sold virtual capacity and invested physical capacity decrease with the price since a higher storage price generally reduces users' requirement for storage.

2) **Purchasing flexible virtual capacity:** We show that our model enables users to purchase flexible capacities over

¹⁴Though the installation of wind turbines faces geographical restrictions, technological innovations (such as vertical axis wind turbines) have promoted the adoption of wind energy for households, commercial building, and residential communities [6] [41] [42]. Therefore, to capture a more complete picture of renewable energy deployment in practice, we consider both solar energy and wind energy in our simulation. We also conduct the simulations where Type-1 user has no renewable energy while Type-2 and Type-3 users have solar energy (with details in Appendix M), which shows that our framework still works well for significantly reducing the invested physical storage capacity and the cost of users with solar energy.

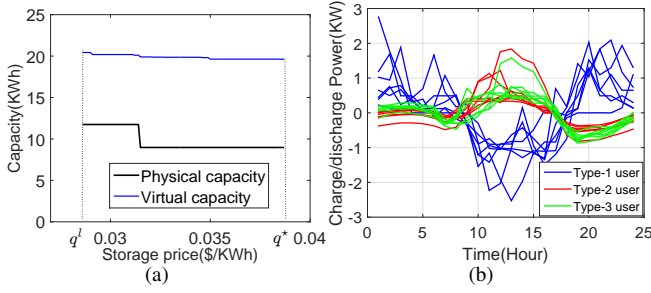


Fig. 8: (a) Physical capacity and virtual capacity from q^l to q^* ; (b) Users' charge and discharge decisions.

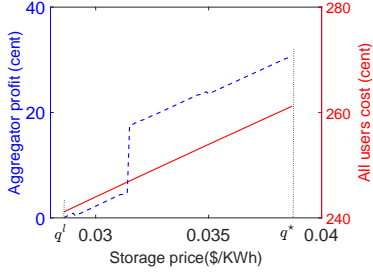


Fig. 9: Aggregator's profit and users' cost from q^l to q^* .

different operational horizons. To demonstrate this benefit, we compare users' cost under two cases as follows:

- Case 1: Users purchase flexible virtual capacities over different scenarios, as in the proposed framework
- Case 2: Users purchase capacities that cannot change in different scenarios.

Case 1 corresponds to the user's Problem \mathbf{UP}_i^ω in our virtualization model. Case 2 is similar to the user's benchmark problem \mathbf{BM}_i except that in Case 2 users will only pay for the capacity without paying for the power rating cost and operational cost. This may make the comparison between Case 1 and Case 2 more fair. To illustrate the benefits of flexibility in choosing virtual capacities, we focus on the realistic load and renewable generation data of Type-1 user in one week (from 2012.10.1 to 2012.10.7), as shown in Figure 10(a). We compare the user's cost during this week in both cases under the same storage price, and show the cost reduction (in percentage) in Case 1 compared with Case 2 in Figure 10(b). We can see that when the storage price is very low, the cost reduction is small since the user pays little for energy storage in both cases. When the storage price is very high, the user will not purchase storage and the cost reduction will be zero. The gain can be as high as 17% when the price is medium.

3) **Benefits of reducing users' cost:** In Figure 9, we show how the users' cost and the aggregator's profit change from the LNP price q^l to the OP price q^* . In Figure 8, we show users' cost reduction in our model compared with the benchmark under the price q^l and q^* .¹⁵

In Figure 9, we see that both the aggregator's profit and the users' total cost increase as the price increases from q^l to q^* . The LNP price q^l gives the aggregator a zero profit, meanwhile leaves the most benefits to users. The OP price

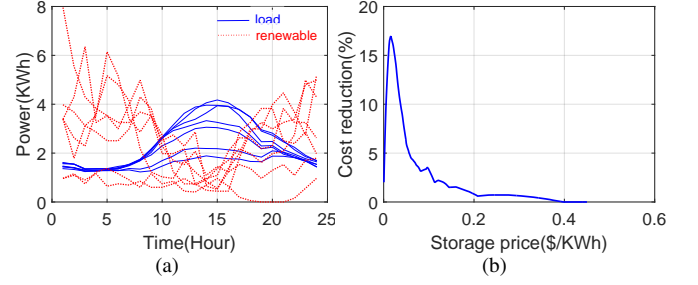


Fig. 10: (a) One-week load and renewable profiles of Type-1 user; (b) Cost reduction in Case 1 compared with Case 2.

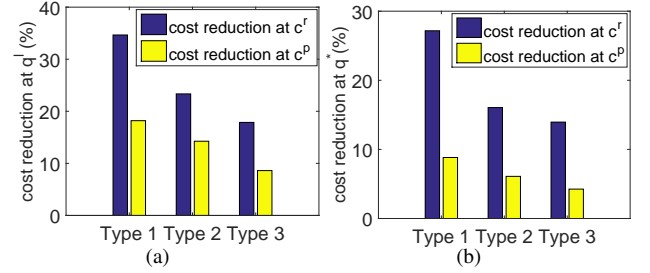


Fig. 11: (a) Cost reduction at q^l ; (b) Cost reduction at q^* .

q^* gives the aggregator maximum profit at the expense of the maximum cost of users.

We then show each user's cost reduction in our virtualization model compared with the benchmark in Figure 8. At the LNP price q^l in Figure 11(a), a user's cost can be reduced by up to 34.7% compared with the benchmark where the user affords retailer price c^r , and the cost reduction can still be up to 18.2% if the user pays the production cost c^p in the benchmark. At the OP price q^* as shown in Figure 11(b), the user's cost reduction is not significant (up to 8.8%) if the user pays the production cost c^p in the benchmark. This result is natural, as the OP price maximizes the aggregator's profit at the expense of the users' benefit. Nonetheless, compared with the user's cost in the benchmark when user affords the retailer price c^r , the user's cost can still be reduced by up to 27.2%. Furthermore, as shown in figures, Type-1 user obtains higher cost reduction than Type-2 and Type-3 users. The intuition is that Type-1 user has higher renewable penetration and high load, which increases the demand for the storage.

VI. CONCLUSION

This paper proposed a pricing-based virtual storage sharing scheme among a group of users. An aggregator invests and operates the physical energy storage and virtualizes the physical storage into separable virtual capacities, which can be sold to serve different users. We formulated a two-stage optimization problem for the interaction between the aggregator and users. Simulation results showed that energy storage virtualization can save investment in physical energy storage by 54.3% and reduce users' costs by up to 34.7%, compared with the case where users utilize their own physical storage.

¹⁵We also numerically demonstrate in Appendix P that our storage virtualization model not only helps users cut their electricity bill but also leads to a peak load reduction in the system.

APPENDICES

The appendices below provide the proofs of our main results, as well as algorithms and simulation setup used in the main body of the paper. Specifically, Appendix A provides equivalent reformulations of Problems \mathbf{UP}_i^ω and \mathbf{UPP}_i^ω , which allows us to apply results in Appendix B from parametric linear programming. The results in Appendices A and B will be used in Appendix C for the proof of Proposition 1 as well as in Appendix D for Algorithm 3. Furthermore, Appendix F introduces the Maximum Theorem, which will be used in Appendix G for the proof of Theorem 1 as well as in Appendix I for the proof of Proposition 3. Based on the proof of Theorem 1 in Appendix G, we present Algorithm 4 in Appendix H. In addition, we prove Proposition 2 in Appendix E. We give the formulation and the solution method for finding the zero-profit price in Appendix J. We present the simulation setup in Appendix K and the daily capital recovery factor in Appendix L. In Appendix M, N, and P, we show more simulation results based on the simulation settings in Section V of the main text. In Appendix M, we conduct simulation for the case where one user has no renewable generation while the other two users have solar energy. In Appendix N, we conduct simulation to discuss the impact of the uncertainty of the load and renewable generation on users' decisions. In Appendix P, we numerically demonstrate that our storage virtualization model can lead to a peak load reduction in the system. Finally, in Appendix O, we refer to a residential load dataset to show the diversity of load profiles in a local community.

APPENDIX A: EQUIVALENT FORM OF STAGE-2 OPTIMIZATION PROBLEM

Note that the original Problem \mathbf{UP}_i^ω of Stage 2 has the max-function $\max_t \{p_i^{\omega,g}[t]\}$ in its objective function. We first transform it into an equivalent linear programming problem, so that we can use results for parametric linear programming in Appendix B. Towards this end, we introduce an auxiliary variable $p_i^{\omega,m} := \max_t \{p_i^{\omega,g}[t]\}$. Further, we eliminate the variable $p_i^{\omega,g}$ by substituting Equation (2). As a result, Problem \mathbf{UP}_i^ω is equivalent to

$$\begin{aligned} \min \quad & qx_i^\omega + \pi_b \sum_{t \in \mathcal{T}} (-p_i^{\omega,dis}[t] + p_i^{\omega,ch}[t]) \\ & + \pi_p p_i^{\omega,m} + (\pi_s - \pi_b) \sum_{t \in \mathcal{T}} p_i^{\omega,r,u}[t] \\ \text{s.t.} \quad & (3), (4), (5), (7), \\ & 0 \leq P_i^{\omega,l}[t] - p_i^{\omega,r,u}[t] - p_i^{\omega,dis}[t] + p_i^{\omega,ch}[t], \\ & \quad \quad \quad \forall t \in \mathcal{T}, \end{aligned} \quad (27)$$

$$\begin{aligned} & P_i^{\omega,l}[t] - p_i^{\omega,r,u}[t] - p_i^{\omega,dis}[t] + p_i^{\omega,ch}[t] \leq p_i^{\omega,m}, \\ & \quad \quad \quad \forall t \in \mathcal{T}, \end{aligned} \quad (28)$$

$$0 \leq p_i^{\omega,ch}[t], \quad 0 \leq p_i^{\omega,dis}[t], \quad \forall t \in \mathcal{T}, \quad (29)$$

$$\text{var: } x_i^\omega, p_i^{\omega,m}, p_i^{\omega,r,u}, p_i^{\omega,ch}, p_i^{\omega,dis}, e_i^\omega.$$

We denote the optimal solutions to Problem \mathbf{UP}_i^ω under a given price q as $(x_i^{\omega*}(q), p_i^{\omega,m*}(q), p_i^{\omega,r,u*}(q), p_i^{\omega,ch*}(q), p_i^{\omega,dis*}(q), e_i^{\omega*}(q))$.

Similarly, by introducing the auxiliary variable $p_i^{\omega,m} := \max_t \{p_i^{\omega,g}[t]\}$ and eliminating the variable $p_i^{\omega,g}$ via Equation (2), we can rewrite Problem \mathbf{UPP}_i^ω into a quadratic programming problem as follows. Such a reformulation is equivalent to the original problem, and is easier to analyze due to the elimination of the term $\max_t \{p_i^{\omega,g}[t]\}$.

$$\begin{aligned} \min \quad & qx_i^\omega + \pi_b \sum_{t \in \mathcal{T}} (-p_i^{\omega,dis}[t] + p_i^{\omega,ch}[t]) + \pi_p p_i^{\omega,m} + \\ & (\pi_s - \pi_b) \sum_{t \in \mathcal{T}} p_i^{\omega,r,u}[t] + \varepsilon \sum_{t \in \mathcal{T}} ((p_i^{\omega,ch}[t])^2 + (p_i^{\omega,dis}[t])^2) \\ \text{s.t.} \quad & (3), (4), (5), (7), (27), (28), (29), \\ \text{var: } & x_i^\omega, p_i^{\omega,m}, p_i^{\omega,r,u}, p_i^{\omega,ch}, p_i^{\omega,dis}, e_i^\omega. \end{aligned}$$

In the later analysis, we will let the penalty coefficient ε approach zero. Thus, Problem \mathbf{UPP}_i^ω will approach the linear programming problem \mathbf{UP}_i^ω that is a linear programming problem. We denote the optimal solutions to Problem \mathbf{UPP}_i^ω under a given price q and parameter ε as $(x_i^{\omega*}(q, \varepsilon), p_i^{\omega,m*}(q, \varepsilon), p_i^{\omega,r,u*}(q, \varepsilon), p_i^{\omega,ch*}(q, \varepsilon), p_i^{\omega,dis*}(q, \varepsilon), e_i^{\omega*}(q, \varepsilon))$.

For the later analysis of the problem of Stage 2, we will focus on these two equivalent problems.

APPENDIX B: CONCLUSIONS OF PARAMETRIC LINEAR PROGRAMMING

For later proof and analysis, we will use **Lemma 1** for parametric linear programming [44], as introduced below.

Consider the following set of linear programming problems $L_2(\phi)$ parameterized by ϕ , where \mathbf{b} and β are constant vectors.

$$\begin{aligned} L_2(\phi) : \quad & z(\phi) := \min \mathbf{c}^T \mathbf{x} \\ \text{s.t.} \quad & \mathbf{A}\mathbf{x} = \mathbf{b} + \phi\beta, \\ & \mathbf{x} \geq 0. \end{aligned}$$

Note that the right-hand-side of the constraint changes with ϕ . Based on the results of parametric linear programming [44], we have the following lemma:

Lemma 1: The optimal value of the objective function $z(\phi)$ in Problem $L_2(\phi)$ is a continuous, piecewise linear, and convex function of the parameter ϕ . Furthermore, the number of transition points of the function $z(\phi)$ is finite.

Lemma 1 lays the foundation for the later analysis of the linear programming problem \mathbf{UP}_i^ω in Stage 2 as proposed in Appendix A.

Note that when $\phi = 0$, $L_2(\phi)$ reduces to the following linear programming problem, denoted as L_1 :

$$\begin{aligned} L_1 : \quad & \min \mathbf{c}^T \mathbf{x} \\ \text{s.t.} \quad & \mathbf{A}\mathbf{x} = \mathbf{b}, \\ & \mathbf{x} \geq 0. \end{aligned}$$

The corresponding dual problem of Problem L_1 is DL_1 :

$$\begin{aligned} DL_1 : \quad & \max \mathbf{b}^T \mathbf{y} \\ \text{s.t.} \quad & \mathbf{A}^T \mathbf{y} + \mathbf{s} = \mathbf{c}, \\ & \mathbf{s} \geq 0. \end{aligned}$$

Later in Appendix D, we will present the algorithm for computing the transition points of $L_2(\phi)$ based on the problem L_1 and its dual problem DL_1 according to [44].

APPENDIX C: PROOF OF PROPOSITION 1

We divide the proof Proposition 1 into 3 stages: (a) we first show that $x_i^{\omega*}(q)$ is a non-increasing function of the price q ; (b) we then prove that there exists an upper bound of $x_i^{\omega*}(q)$; (c) finally, we show that $x_i^{\omega*}(q)$ is a stepwise function of the price q .

A. The optimal capacity $x_i^{\omega*}(q)$ is non-increasing in price q .

Recall that the optimal capacity $x_i^{\omega*}(q)$ is the solution to Problem \mathbf{UP}_i^ω under a given price q . We now show that when the price q increases from q_1 to $q_2 > q_1$, any increased capacity $x_i^{\omega*}(q_1) + \Delta x$ (with any $\Delta x > 0$) is a worse solution for q_2 compared with the original solution $x_i^{\omega*}(q_1)$.

First, we analyze user i 's optimization problem \mathbf{UP}_i^ω as shown in Appendix A by tentatively fixing the variable x_i^ω . This leads to a new optimization problem $\mathbf{UP}_i^{\omega,L}(x_i^\omega)$ as follows:

$$\begin{aligned} f_i(x_i^\omega) := \min \quad & \pi_b \sum_{t \in \mathcal{T}} (-p_i^{\omega,dis}[t] + p_i^{\omega,ch}[t]) \\ & + \pi_p p_i^{\omega,m} + (\pi_s - \pi_b) \sum_{t \in \mathcal{T}} p_i^{\omega,r,u}[t] \quad (30) \\ \text{s.t.} \quad & (3), (4), (5), (7), (27), (28), (29), \\ \text{var:} \quad & p_i^{\omega,m}; p_i^{\omega,r,u}, p_i^{\omega,ch}, p_i^{\omega,dis}; e_i^\omega, \end{aligned}$$

where $f_i(x_i^\omega)$ denotes the optimal value of problem $\mathbf{UP}_i^{\omega,L}(x_i^\omega)$ under the parameter x_i^ω , i.e., user i 's minimal electricity bill by utilizing the storage capacity x_i^ω .

Second, for any price q_1 , recall that the capacity $x_i^{\omega*}(q_1)$ is the optimal solution to problem \mathbf{UP}_i^ω given the price q_1 . For any $\Delta x > 0$, let us consider Problem $\mathbf{UP}_i^{\omega,L}(x_i^{\omega*}(q_1) + \Delta x)$, whose objective function is $f_i(x_i^{\omega*}(q_1) + \Delta x)$. Since $x_i^{\omega*}(q_1)$ is the optimal solution to Problem \mathbf{UP}_i^ω given the price q_1 , $f_i(x_i^{\omega*}(q_1)) + q_1 x_i^{\omega*}(q_1)$ must be the optimal objective value of Problem \mathbf{UP}_i^ω under the price q_1 . Therefore, for any other $x_i^{\omega*}(q_1) + \Delta x$, the overall cost can only be higher. Thus, we have

$$\begin{aligned} f_i(x_i^{\omega*}(q_1)) + q_1 x_i^{\omega*}(q_1) \\ \leq f_i(x_i^{\omega*}(q_1) + \Delta x) + q_1(x_i^{\omega*}(q_1) + \Delta x). \quad (31) \end{aligned}$$

Note that $(q_2 - q_1)x_i^{\omega*}(q_1) \leq (q_2 - q_1)(x_i^{\omega*}(q_1) + \Delta x)$ due to $q_2 > q_1$ and $\Delta x > 0$. Adding this inequality to both sides of (31), we have

$$\begin{aligned} f_i(x_i^{\omega*}(q_1)) + q_2 x_i^{\omega*}(q_1) \\ \leq f_i(x_i^{\omega*}(q_1) + \Delta x) + q_2(x_i^{\omega*}(q_1) + \Delta x). \quad (32) \end{aligned}$$

This means that at the higher price q_2 , for any $\Delta x > 0$, the capacity $x_i^{\omega*}(q_1) + \Delta x$ increases user i 's cost and is a worse solution than $x_i^{\omega*}(q_1)$.

Therefore, the optimal capacity will not increase with the price q .

B. There exists an upper bound on the capacity x_i^ω that user i will purchase given any price.

To prove this statement, for any price, we first find a lower-bound for the optimal value $f_i(x_i^\omega)$ (which represents the electricity bill) in Problem $\mathbf{UP}_i^{\omega,L}(x_i^\omega)$ as defined in the previous sub-section. Then, based on Lemma 1, we show that the function $f_i(x_i^\omega)$ is non-increasing and piecewise linear. Finally, we can show that there exists a maximum capacity $x_i^{\omega_0}$ beyond which user i can not benefit more under any price q .

Towards this end, suppose that Problem \mathbf{UP}_i^ω has been solved at a given price q . Based on the constraints (3) and (5), we have

$$\sum_{t \in \mathcal{T}} (\eta^c p_i^{\omega,ch}[t] - p_i^{\omega,dis}[t]/\eta^d) = 0. \quad (33)$$

Since $0 \leq \eta^c \leq 1$ and $0 \leq \eta^d \leq 1$, we obtain

$$\sum_{t \in \mathcal{T}} (p_i^{\omega,ch}[t] - p_i^{\omega,dis}[t]) \geq 0. \quad (34)$$

Due to the constraints (28) and (34), we have

$$\begin{aligned} p_i^{\omega,m} & \geq \sum_{t \in \mathcal{T}} (P_i^{\omega,l}[t] - p_i^{\omega,r,u}[t] - p_i^{\omega,dis}[t] + p_i^{\omega,ch}[t])/T \\ & \geq \sum_{t \in \mathcal{T}} (P_i^{\omega,l}[t] - p_i^{\omega,r,u}[t])/T. \quad (35) \end{aligned}$$

Based on the constraints (7) and (35), we further have

$$p_i^{\omega,m} \geq \sum_{t \in \mathcal{T}} (P_i^{\omega,l}[t] - P_i^{\omega,r}[t])/T. \quad (36)$$

Substituting (34) and (36) into (30), we have

$$\begin{aligned} f_i(x_i^\omega) & \geq \pi_p p_i^{\omega,m} + (\pi_s - \pi_b) \sum_{t \in \mathcal{T}} p_i^{\omega,r,u}[t] \\ & \geq \frac{\pi_p \sum_t (P_i^{\omega,l}[t] - P_i^{\omega,r}[t])}{T} + (\pi_s - \pi_b) \sum_{t \in \mathcal{T}} P_i^{\omega,r}[t], \end{aligned}$$

which shows that $f_i(x_i^\omega)$ is lower bounded.

Then, we can show that the function $f_i(x_i^\omega)$ is non-increasing because the increased x_i^ω relaxes the constraint (3) in Problem $\mathbf{UP}_i^{\omega,L}(x_i^\omega)$. We can also show that $f_i(x_i^\omega)$ is a piecewise linear function with a finite number of transition points according to Lemma 1.

Finally, the above properties (i.e., the existence of the lower bound, the non-increasing piecewise linearity, and the finite number of transition points of $f_i(x_i^\omega)$) imply that the slope of the piecewise function $f_i(x_i^\omega)$ will be zero if the virtual capacity goes beyond a threshold $x_i^{\omega_0}$. Otherwise, $f_i(x_i^\omega)$ cannot be lower-bounded. Therefore, user i 's maximum capacity to purchase is bounded by $x_i^{\omega_0}$ since acquiring more capacity will not reduce his electricity bill $f_i(x_i^\omega)$.

C. The optimal capacity $x_i^{\omega*}(q)$ is a stepwise correspondence in price q .

We next show that the optimal capacity $x_i^{\omega*}(q)$ is a stepwise correspondence in price q . To this end, we analyze the minimal electricity bill $f_i(x_i^\omega)$ under the capacity x_i^ω compared with the virtual storage cost $q x_i^\omega$.

Specifically, since the objective of Problem \mathbf{UP}_i^ω is equivalent to

$$\min_{x_i^\omega} \min_{\substack{p_i^{\omega,m}, p_i^{\omega,r,u}, \\ p_i^{\omega,ch}, p_i^{\omega,dis}, e_i^\omega}} \pi_b \sum_{t \in \mathcal{T}} (-p_i^{\omega,dis}[t] + p_i^{\omega,ch}[t]) \\ + \pi_p p_i^{\omega,m} + (\pi_s - \pi_b) \sum_{t \in \mathcal{T}} p_i^{\omega,r,u}[t] + q x_i^\omega,$$

we can further rewrite the objective as follows:

$$\min_{x_i^\omega} f_i(x_i^\omega) + q x_i^\omega. \quad (37)$$

We have that $f_i(x_i^\omega)$ is a continuous, non-increasing, piecewise linear convex function with x_i^ω according to Lemma 1. Furthermore, we have shown that there exists a maximum capacity $x_i^{\omega_0}$ beyond which the electricity bill $f_i(x_i^\omega)$ cannot be further reduced. Therefore, the function $f_i(x_i^\omega)$ can be expressed as follows:

$$f_i(x_i) = \begin{cases} -q_i^{\omega_{K_i^\omega}} x_i + s_i^{\omega_{K_i^\omega}}, & x_i \in [x_i^{\omega_{K_i^\omega}}, x_i^{\omega_{K_i^\omega-1}}), \\ -q_i^{\omega_{K_i^\omega-1}} x_i + s_i^{\omega_{K_i^\omega-1}}, & x_i \in [x_i^{\omega_{K_i^\omega-1}}, x_i^{\omega_{K_i^\omega-2}}), \\ \dots \\ -q_i^{\omega_0} x_i + s_i^0, & x_i \in [x_i^{\omega_0}, \infty), \end{cases} \quad (38)$$

where $q_i^{\omega_{K_i^\omega}} > q_i^{\omega_{K_i^\omega-1}} > \dots > q_i^{\omega_0} = 0$ and $x_i^{\omega_0} > x_i^{\omega_1} > \dots > x_i^{\omega_{K_i^\omega}} = 0$. We denote the set of slopes of the piece-wise function as $\mathcal{Q}_i^\omega = \{q_i^{\omega_1}, \dots, q_i^{\omega_{K_i^\omega-1}}, q_i^{\omega_{K_i^\omega}}\}$, and the set of threshold points of the function as $\mathcal{X}_i^\omega = \{x_i^{\omega_0}, x_i^{\omega_1}, \dots, x_i^{\omega_{K_i^\omega-1}}, x_i^{\omega_{K_i^\omega}}\}$. Both sets of \mathcal{Q}_i^ω and \mathcal{X}_i^ω are finite based on Lemma 1.

Finally, for the objective function (37), by comparing the slopes of the electricity bill $f_i(x_i^\omega)$ and the storage cost $q x_i$ with respect to x_i^ω , we obtain the optimal solutions $x_i^{\omega*}(q)$ of Problem \mathbf{UP}_i^ω as follows:

$$x_i^{\omega*}(q) = \begin{cases} x_i^{\omega_0}, & q \in (0, q_i^{\omega_1}), \\ x_i^{\omega_1}, & q \in (q_i^{\omega_1}, q_i^{\omega_2}), \\ \dots \\ x_i^{\omega_{K_i^\omega}}, & q \in (q_i^{\omega_{K_i^\omega}}, \infty), \end{cases} \quad (39)$$

and for any $q = q_i^{\omega_k} \in \mathcal{Q}_i^\omega$, $x_i^*(q)$ can be any value in the set $[x_i^{\omega_{k-1}}, x_i^{\omega_k}]$.

Based on Section C.A, C.B and C.C in this appendix, we have Proposition 1 proved. \square

APPENDIX D: THE ALGORITHM TO COMPUTE THE SETS \mathcal{Q}_i^ω AND \mathcal{X}_i^ω

We design Algorithm 3 to compute the set of threshold prices \mathcal{Q}_i^ω and the set of optimal capacities \mathcal{X}_i^ω stated in Proposition 1.

We first present Subroutine 2 that is used in Algorithm 3. First, recall that we have defined the linear programming problem L_1 , its dual problem DL_1 , and the parametric linear programming problem $L_2(\theta)$ with the optimal value $z(\theta)$ in Appendix B. For the parametric linear programming problem

$L_2(\phi)$, we present Subroutine 2 (proposed in Section 4.4 of [44]) to compute the transition points and slopes of the optimal value $z(\theta)$. It is proved (shown in Theorem 34 of [44]) that Subroutine 2 terminates after a finite number of iterations. If K is the number of iterations upon termination, then $\phi(1), \phi(2), \dots, \phi(K)$ are the successive transition-points of $z(\phi)$ (from the starting parameter $\phi(0)$ extending to the nonnegative part of the real line) with the slope $z'(\phi(k))$ on the interval $(\phi(k), \phi(k+1))$ ($1 \leq k < K$). The main idea of this subroutine is that the domain of $z(\phi)$ can be partitioned in a finite set of linear subintervals such that the dual optimal set is constant on each linear subinterval. The details about this subroutine can be found in the paper [44].

Then, based on Subroutine 2, we design Algorithm 3 for any user i to compute the set of slopes and threshold points of the optimal value $f_i(x_i^\omega)$ of Problem $\mathbf{UP}_i^{\omega,L}(x_i^\omega)$, where the threshold points form the set \mathcal{X}_i^ω and the absolute value of slopes form the set \mathcal{Q}_i^ω . Note that in (38), the slopes of the optimal value $f_i(x_i^\omega)$ are the opposite values of the threshold prices, which is why there is a negative sign in Step 4.¹⁶

Algorithm 3: User i computes the sets \mathcal{Q}_i^ω and \mathcal{X}_i^ω

- 1: **Input:** the parametric linear programming problem $\mathbf{UP}_i^{\omega,L}(x_i^\omega)$;
 - 2: Transform Problem $\mathbf{UP}_i^{\omega,L}(x_i^\omega)$ into the form of Problem $L_2(\phi)$ and construct the corresponding primal problem L_1 and dual problem DL_1 without the perturbation parameter (i.e., $x_i^\omega = 0$);
 - 3: Implement Subroutine 2 $Td(\mathbf{UP}_i^{\omega,L}(x_i^\omega)) = (\mathcal{Z}, \Phi)$ to compute the transition points and slopes;
 - 4: $\mathcal{Q}_i^\omega = -\mathcal{Z}$, $\mathcal{X}_i^\omega = \Phi$;
 - 5: **output:** $(\mathcal{Q}_i^\omega, \mathcal{X}_i^\omega)$
-

Subroutine 2 $Td(L_2(\phi))$ for computing the transition points and slopes

- 1: **initialization:** $k = 0$; $ready := \text{false}$; $x(0) := x^*$ which is an optimal solution of the primal problem L_1 ; $(y(0), s(0)) := (y^*, s^*)$ which is an optimal solution of the dual problem DL_1 ; a perturbation vector Δb .
 - 2: **Original slope:** Solve $z'(\phi(k)) = \max_{y,s} \{\Delta b^T y : A^T y + s = c, s \geq 0, s^T x(0) = 0\}$;
 - 3: **repeat**
 - 4: Solve $\max_{\phi,x} \{\phi : Ax = b + \phi \Delta b, x \geq 0, x^T s(k) = 0\}$. If it is unbounded, $ready := \text{true}$; otherwise, its optimal solution is assigned to $(\phi(k+1), x(k+1))$;
 - 5: Solve $z'(\phi(k+1)) = \max_{y,s} \{\Delta b^T y : A^T y + s = c, s \geq 0, s^T x(k+1) = 0\}$. If it is unbounded, $ready := \text{true}$; otherwise, its optimal solution is assigned to $(y(k+1), s(k+1))$;
 - 6: $k := k+1$;
 - 7: **until** $ready$
 - 8: **output:** (\mathcal{Z}, Φ) , where $\mathcal{Z} := \{z'(\phi(i)), i = 0, 2, \dots, k-1\}$; $\Phi := \{\phi(i), i = 0, 2, \dots, k-1\}$.
-

¹⁶Note that in our problem, we will also include the starting parameter $x_i^\omega = 0$ as the threshold price.

APPENDIX E: PROOF OF PROPOSITION 2

To prove Proposition 2, we first prove the uniqueness of the optimal charge and discharge decisions $\mathbf{p}_i^{\omega, ch*}$ and $\mathbf{p}_i^{\omega, dis*}$. Then, based on the uniqueness of $\mathbf{p}_i^{\omega, ch*}$ and $\mathbf{p}_i^{\omega, dis*}$, we further show the uniqueness of other optimal decision variables, i.e., $x_i^{\omega*}$, $e_i^{\omega*}$, $p_i^{\omega, m*}$ and $\mathbf{p}_i^{\omega, r, u*}$.

For simplicity of notations, we collect all decision variables of Problem \mathbf{UPP}_i^ω to a vector \mathbf{x}_i^ω , i.e., $\mathbf{x}_i^\omega = (x_i^\omega, p_i^{\omega, m}, \mathbf{p}_i^{\omega, r, u}, \mathbf{p}_i^{\omega, ch}, \mathbf{p}_i^{\omega, dis}, e_i^\omega)$. We denote the optimal solution to Problem \mathbf{UPP}_i^ω by $\mathbf{x}_i^{\omega*}(q, \varepsilon)$, and the optimal objective value of Problem \mathbf{UPP}_i^ω by $G(\mathbf{x}_i^{\omega*}(q, \varepsilon))$. For simplicity, we use $\mathbf{x}_i^{\omega*}$ to denote $\mathbf{x}_i^{\omega*}(q, \varepsilon)$ for the later discussion whenever q and ε are clearly fixed.

A. Uniqueness of the optimal solutions $\mathbf{p}_i^{\omega, ch*}$ and $\mathbf{p}_i^{\omega, dis*}$

We first show by contradiction that the optimal decisions of $\mathbf{p}_i^{\omega, ch*}$ and $\mathbf{p}_i^{\omega, dis*}$ must be unique. Suppose that there are two optimal solutions $\mathbf{x}_i^{\omega*}$ and $\mathbf{x}_i^{\omega'}$, such that there exists a time slot t making $p_i^{\omega, ch*}[t] \neq p_i^{\omega, ch'}[t]$ or $p_i^{\omega, dis*}[t] \neq p_i^{\omega, dis'}[t]$.

Since the constraints of Problem \mathbf{UPP}_i^ω are convex, we can construct another feasible solution $\mathbf{x}_i^{\omega\dagger} = (\mathbf{x}_i^{\omega*} + \mathbf{x}_i^{\omega'})/2$ to Problem \mathbf{UPP}_i^ω . We must have $G(\mathbf{x}_i^{\omega\dagger}) = G(\mathbf{x}_i^{\omega*})$, i.e.,

$$\begin{aligned} & q x_i^{\omega*} + \pi_b \sum_{t \in \mathcal{T}} (-p_i^{\omega, dis*}[t] + p_i^{\omega, ch*}[t]) + \pi_p p_i^{\omega, m*} \\ & + (\pi_s - \pi_b) \sum_{t \in \mathcal{T}} p_i^{\omega, r, u*}[t] + \varepsilon \sum_{t \in \mathcal{T}} ((p_i^{\omega, ch*}[t])^2 + (p_i^{\omega, dis*}[t])^2) \\ = & q x_i^{\omega'} + \pi_b \sum_{t \in \mathcal{T}} (-p_i^{\omega, dis'}[t] + p_i^{\omega, ch'}[t]) + \pi_p p_i^{\omega, m'} \\ & + (\pi_s - \pi_b) \sum_{t \in \mathcal{T}} p_i^{\omega, r, u'}[t] + \varepsilon \sum_{t \in \mathcal{T}} ((p_i^{\omega, ch'}[t])^2 + (p_i^{\omega, dis'}[t])^2). \end{aligned}$$

Then we have

$$\begin{aligned} G(\mathbf{x}_i^{\omega\dagger}) - G(\mathbf{x}_i^{\omega*}) = & -\varepsilon \sum_{t \in \mathcal{T}} \left(\frac{1}{2} (p_i^{\omega, ch*}[t]^* - p_i^{\omega, ch\dagger}[t]) \right)^2 \\ & - \varepsilon \sum_{t \in \mathcal{T}} \left(\frac{1}{2} (p_i^{\omega, dis*}[t]^* - p_i^{\omega, dis\dagger}[t]) \right)^2 < 0, \end{aligned}$$

which contradicts the assumption that $\mathbf{x}_i^{\omega*}$ is optimal. Therefore, we have $p_i^{\omega, ch*}[t] = p_i^{\omega, ch'}[t]$ and $p_i^{\omega, dis*}[t] = p_i^{\omega, dis'}[t]$, for any $t \in \mathcal{T}$.

B. Uniqueness of the optimal solutions $x_i^{\omega*}$ and $e_i^{\omega*}$

We next show that the optimal capacity $x_i^{\omega*}$ can be uniquely determined given the optimal charge and discharge profiles $\mathbf{p}_i^{\omega, ch*}$ and $\mathbf{p}_i^{\omega, dis*}$.

Based on the constraints (3) and (4), we have

$$e_i^{\omega*}[t] = e_i^{\omega*}[0] + \psi[t], \quad \forall t \in \mathcal{T}, \quad (40)$$

$$0 \leq e_i^{\omega*}[t] \leq x_i^{\omega*}, \quad \forall t \in \mathcal{T}', \quad (41)$$

where we have let

$$\psi[t] = \sum_{\tau=1}^t (\eta_i^c p_i^{\omega, ch*}[\tau] - p_i^{\omega, dis*}[\tau] / \eta_i^d), \quad \forall t \in \mathcal{T}. \quad (42)$$

For constraint (41), $e_i^{\omega*}[t] = 0$ must be satisfied in some time slots and $e_i^{\omega*}[t] = x_i^{\omega*}$ must be satisfied in some other time slots. Otherwise, we can always reduce $x_i^{\omega*}$ to reduce the cost. Thus, we obtain that

$$\begin{aligned} x_i^{\omega*} &= \max_{t \in \mathcal{T}} \{e_i^{\omega*}[t]\} - \min_{t \in \mathcal{T}} \{e_i^{\omega*}[t]\} \\ &= \max_{t \in \mathcal{T}} \{e_i^{\omega*}[0] + \psi[t]\} - \min_{t \in \mathcal{T}} \{e_i^{\omega*}[0] + \psi[t]\} \\ &= \max_{t \in \mathcal{T}} \{\psi[t]\} - \min_{t \in \mathcal{T}} \{\psi[t]\}, \end{aligned} \quad (43)$$

with

$$\max_{t \in \mathcal{T}} \{e_i^{\omega*}[0] + \psi[t]\} = x_i^{\omega*}, \quad (44)$$

$$\min_{t \in \mathcal{T}} \{e_i^{\omega*}[0] + \psi[t]\} = 0. \quad (45)$$

Therefore,

$$e_i^{\omega*}[0] = -\min_{t \in \mathcal{T}} \{\psi[t]\}. \quad (46)$$

Since $\mathbf{p}_i^{\omega, ch*}$ and $\mathbf{p}_i^{\omega, dis*}$ are unique, $\psi[t]$ is also uniquely determined according to (42). Then, the optimal capacity $x_i^{\omega*}$ is unique according to (43). The storage level $e_i^{\omega*}$ is also uniquely determined according to (46) and (40).

C. Uniqueness of optimal solutions $p_i^{\omega, m*}$ and $\mathbf{p}_i^{\omega, r, u*}$

We next show that the optimal solutions $p_i^{\omega, m*}$ and $\mathbf{p}_i^{\omega, r, u*}$ can be uniquely determined given other unique decisions $x_i^{\omega*}, e_i^{\omega*}, \mathbf{p}_i^{\omega, ch*}$ and $\mathbf{p}_i^{\omega, dis*}$.

For $p_i^{\omega, m*}$ and $\mathbf{p}_i^{\omega, r, u*}$, we have the constraints (28) and (7) as follows for all $t \in \mathcal{T}$:

$$\begin{aligned} 0 &\leq P_i^{\omega, l}[t] - p_i^{\omega, r, u*}[t] - p_i^{\omega, dis*}[t] + p_i^{\omega, ch*}[t] \leq p_i^{\omega, m*}, \\ 0 &\leq p_i^{\omega, r, u*}[t] \leq P_i^{\omega, r}[t]. \end{aligned}$$

First, given other unique decisions $x_i^{\omega*}, e_i^{\omega*}, \mathbf{p}_i^{\omega, ch*}$ and $\mathbf{p}_i^{\omega, dis*}$, we can determine the optimal solution $\mathbf{p}_i^{\omega, r, u*}$ as follows. In the objective function of Problem \mathbf{UPP}_i^ω , the item $(\pi_s - \pi_b) \sum_t p_i^{\omega, r, u*}[t]$ is always negative due to $\pi_s < \pi_b$. Hence, $p_i^{\omega, r, u*}[t]$ should be as large as possible in order to reduce the item $(\pi_s - \pi_b) \sum_t p_i^{\omega, r, u*}[t]$ in the objective and reduce the shaved peak $p_i^{\omega, m*}$ in the constraint (28). Then, we can show that the optimal solution $\mathbf{p}_i^{\omega, r, u*}$ satisfies the following properties:

- If $P_i^{\omega, l}[t] - P_i^{\omega, r}[t] - p_i^{\omega, dis*}[t] + p_i^{\omega, ch*}[t] \geq 0$, then $p_i^{\omega, r, u*}[t] = P_i^{\omega, r}[t]$. Otherwise, if $p_i^{\omega, r, u*}[t] < P_i^{\omega, r}[t]$, we can always increase $p_i^{\omega, r, u*}[t]$ to reduce user's cost.
- If $P_i^{\omega, l}[t] - P_i^{\omega, r}[t] - p_i^{\omega, dis*}[t] + p_i^{\omega, ch*}[t] < 0$, then $p_i^{\omega, r, u*}[t] = P_i^{\omega, l}[t] - p_i^{\omega, dis*}[t] + p_i^{\omega, ch*}[t]$. Otherwise, if $p_i^{\omega, r, u*}[t] < P_i^{\omega, l}[t] - p_i^{\omega, dis*}[t] + p_i^{\omega, ch*}[t]$, we can always increase $p_i^{\omega, r, u*}[t]$ to reduce user's cost. Note that according to the constraint (27), $p_i^{\omega, r, u*}[t] \leq P_i^{\omega, l}[t] - p_i^{\omega, dis*}[t] + p_i^{\omega, ch*}[t]$.

Since $\mathbf{p}_i^{\omega, ch*}$ and $\mathbf{p}_i^{\omega, dis*}$ are unique and $\mathbf{p}_i^{\omega, r, u*}$ is uniquely determined by $\mathbf{p}_i^{\omega, dis*}$ and $\mathbf{p}_i^{\omega, ch*}$ as above, it implies that $\mathbf{p}_i^{\omega, r, u*}$ is unique.

Then, we can show that $p_i^{\omega, m*}$ is uniquely determined by $p_i^{\omega, r, u*}$, $p_i^{\omega, dis*}$ and $p_i^{\omega, ch*}$ according to the constraint (28) as follows:

$$p_i^{\omega, m*} = \min_{t \in \mathcal{T}} \{P_i^{\omega, l}[t] - p_i^{\omega, r, u*}[t] - p_i^{\omega, dis*}[t] + p_i^{\omega, ch*}[t]\}, \quad (47)$$

which implies that the optimal solution $p_i^{\omega, m*}$ is also unique.

Combining the results in Sections D.A, D.B, and D.C of this appendix, we have proved that the optimal solution $\mathbf{x}_i^{\omega*}(q, \varepsilon)$ is unique. \square

APPENDIX F: THE MAXIMUM THEOREM

For later proof and analysis, we first introduce the Maximum Theorem in [36] as follows.

Consider the following set of optimization problem MO :

$$\begin{aligned} MO : \quad & \sup_{\mathbf{y}} f(\mathbf{z}, \mathbf{y}) \\ \text{s.t.} \quad & \mathbf{y} \in D(\mathbf{z}). \end{aligned}$$

Here, \mathbf{z} is a parameter chosen from a set $Z \subset \mathbb{R}^L$, and \mathbf{y} is the variable chosen from a set $Y \subset \mathbb{R}^K$. Suppose $f : Z \times Y \rightarrow \mathbb{R}$ is a function and $D : Z \rightarrow Y$ is a non-empty correspondence that describes the feasibility constraints. For each \mathbf{z} , the problem MO finds the optimal \mathbf{y} in $D(\mathbf{z})$ to maximize $f(\mathbf{z}, \mathbf{y})$.

For given \mathbf{z} , we denote $u(\mathbf{z})$ as the optimal value of the objective, i.e.,

$$u(\mathbf{z}) := \sup_{\mathbf{y} \in D(\mathbf{z})} f(\mathbf{z}, \mathbf{y}),$$

and we denote $S(\mathbf{z})$ as the solution set, i.e.,

$$S(\mathbf{z}) := \{\mathbf{y} \in D(\mathbf{z}) : f(\mathbf{z}, \mathbf{y}) = u(\mathbf{z})\}.$$

Note that $S(\cdot)$ is a correspondence due to the possibility of multiple solutions.

The Maximum Theorem : If the function f is continuous and D is a compact-valued and continuous correspondence, then we have

- 1) The objective function $u : Z \times Y \rightarrow \mathbb{R}$ is continuous;
- 2) The solution correspondence $S : Z \rightarrow Y$ is nonempty, compact valued, and upper hemi-continuous (u.h.c).

The Maximum Theorem lays the foundation for the later analysis when we let the penalty coefficient ε approach zero in Problem \mathbf{UPP}_i^ω .

APPENDIX G: PROOFS OF THEOREM 1

For the convenience of the later proof, we first let

$$\begin{aligned} v_i^\omega = \pi_b \sum_{t \in \mathcal{T}} (-p_i^{\omega, dis}[t] + p_i^{\omega, ch}[t]) \\ + \pi_p p_i^{\omega, m} + (\pi_s - \pi_b) \sum_{t \in \mathcal{T}} p_i^{\omega, r, u}[t]. \end{aligned} \quad (48)$$

We can write Problem \mathbf{UPP}_i^ω as

$$\begin{aligned} \min \quad & qx_i^\omega + v_i^\omega + \varepsilon \sum_{t \in \mathcal{T}} ((p_i^{\omega, ch}[t])^2 + (p_i^{\omega, dis}[t])^2), \quad (49) \\ \text{s.t.} \quad & (3), (4), (5), (7), (27), (28), (29) \text{ and } (48). \\ \text{var:} \quad & x_i^\omega, p_i^{\omega, m}, p_i^{\omega, r, u}, p_i^{\omega, ch}, p_i^{\omega, dis} \text{ and } v_i^\omega. \end{aligned}$$

We can also rewrite Problem \mathbf{UP}_i^ω as

$$\begin{aligned} \min \quad & qx_i^\omega + v_i^\omega, \quad (50) \\ \text{s.t.} \quad & (3), (4), (5), (7), (27), (28), (29) \text{ and } (48). \\ \text{var:} \quad & x_i^\omega, p_i^{\omega, m}, p_i^{\omega, r, u}, p_i^{\omega, ch}, p_i^{\omega, dis} \text{ and } v_i^\omega. \end{aligned}$$

For Problem \mathbf{UPP}_i^ω of optimizing the objective (49), given a certain price q and ε , we denote the corresponding optimal value of v_i^ω as $v_i^{\omega*}(q, \varepsilon)$. Similarly, for Problem \mathbf{UP}_i^ω of optimizing the objective (50), given a certain price q , we denote the corresponding optimal value of v_i^ω as $v_i^{\omega*}(q)$.

To prove Theorem 1, we will first characterize the limit of the optimal solutions $x_i^{\omega*}(q, \varepsilon)$ as ε approaches zero based on the Maximum Theorem [36]. Then, we consider the limit of $v_i^{\omega*}(q, \varepsilon)$ as ε approaches zero. Finally, we show the existence of the right limits of $p_i^{\omega, dis*}(q, \varepsilon)$ and $p_i^{\omega, ch*}(q, \varepsilon)$ as ε approaches zero.

A. The limit of $x_i^{\omega*}(q, \varepsilon)$ as ε approaches zero

To characterize the limit of $x_i^{\omega*}(q, \varepsilon)$ as ε approaches zero, we will first show that the optimal capacity $x_i^{\omega*}(q, \varepsilon)$ of Problem \mathbf{UPP}_i^ω is single-valued over $\varepsilon \in [0, \bar{\varepsilon}]$ given any $q \notin \mathcal{Q}_i^\omega$ and the fixed upper bound $\bar{\varepsilon} > 0$. Then, based on the Maximum Theorem, we show that for any $q \notin \mathcal{Q}_i^\omega$, as ε approaches zero, $x_i^{\omega*}(q, \varepsilon)$ approaches the limit $x_i^{\omega*}(q)$, which is the optimal capacity of Problem \mathbf{UP}_i^ω (i.e., when $\varepsilon = 0$).

First, given a certain price q and an upper bound $\bar{\varepsilon} > 0$, for any $\varepsilon \in (0, \bar{\varepsilon}]$, the optimal capacity $x_i^{\omega*}(q, \varepsilon)$ of Problem \mathbf{UPP}_i^ω is unique according to Proposition 2. For any price $q \notin \mathcal{Q}_i^\omega$, when $\varepsilon = 0$, the optimal capacity $x_i^{\omega*}(q)$ of Problem \mathbf{UP}_i^ω is also unique according to Proposition 1. Note that Problem \mathbf{UP}_i^ω is a special case of Problem \mathbf{UPP}_i^ω at $\varepsilon = 0$. Hence, we can simply use $x_i^{\omega*}(q, \varepsilon)$ at $\varepsilon = 0$ to represent the solution $x_i^{\omega*}(q)$. Thus, for any $q \notin \mathcal{Q}_i^\omega$, the optimal capacity $x_i^{\omega*}(q, \varepsilon)$ is single-valued for any $\varepsilon \in [0, \bar{\varepsilon}]$.

Second, in Problem \mathbf{UPP}_i^ω , we can think of the coefficient ε as the parameter \mathbf{z} in Problem MO as defined in the Maximum Theorem in Appendix F. In order to use the Maximum Theorem [36], we can verify that Problem \mathbf{UPP}_i^ω satisfies the following conditions: (i) the objective function is continuous, and (ii) the feasibility constraint, which is a correspondence of the parameter ε , is compact-valued and continuous. Therefore, according to the Maximum Theorem [36], the optimal solution $x_i^\omega(q, \varepsilon)$ is upper hemi-continuous in $[0, \bar{\varepsilon}]$. Since the optimal capacity $x_i^\omega(q, \varepsilon)$ is single-valued in $[0, \bar{\varepsilon}]$ for any $q \notin \mathcal{Q}_i^\omega$, the upper hemi-continuity implies that $x_i^\omega(q, \varepsilon)$ is continuous in $[0, \bar{\varepsilon}]$. Further, this continuity implies that for any $q \notin \mathcal{Q}_i^\omega$, as ε approaches zero, $x_i^{\omega*}(q, \varepsilon)$ approaches the limit $x_i^{\omega*}(q)$. Note that this implies that the set \mathcal{X}_i^ω includes all the limiting optimal capacity over each threshold price interval $(0, q_i^{\omega_1}), (q_i^{\omega_1}, q_i^{\omega_2}) \dots$ that are defined in (39).

B. The limit of $v_i^{\omega*}(q, \varepsilon)$ as ε approaches zero

Similar to the proof of the limit of $x_i^{\omega*}(q, \varepsilon)$, to show the limit of $v_i^{\omega*}(q, \varepsilon)$ as ε approaches zero, we will first show that the optimal $v^*(q, \varepsilon)$ of Problem \mathbf{UPP}_i^ω is single-valued over $[0, \bar{\varepsilon}]$ for any $q \notin \mathcal{Q}_i^\omega$. Then based on the Maximum Theorem, we show that for any $q \notin \mathcal{Q}_i^\omega$, as ε approaches zero, $v_i^{\omega*}(q, \varepsilon)$ approaches the limit $v_i^{\omega*}(q)$. Finally, we also show that the limit $v_i^{\omega*}(q)$ is stepwise over the threshold price set \mathcal{Q}_i^ω .

First, for any $\varepsilon \in (0, \bar{\varepsilon}]$ with fixed $\bar{\varepsilon} > 0$, and given a certain price q , the optimal value $v_i^{\omega*}(q, \varepsilon)$ of Problem \mathbf{UPP}_i^ω is unique according to Proposition 2. Further, when $\varepsilon = 0$, for any price $q \notin \mathcal{Q}_i^\omega$, we already have that the optimal capacity $x_i^{\omega*}(q)$ of Problem \mathbf{UP}_i^ω is unique. Since there must be a unique optimal value of the objective (50), we obtain that the optimal value of $v_i^{\omega*}(q)$ of Problem \mathbf{UP}_i^ω is also unique for any price $q \notin \mathcal{Q}_i^\omega$. Note that Problem \mathbf{UP}_i^ω is a special case of Problem \mathbf{UPP}_i^ω at $\varepsilon = 0$. Hence, we can simply use $v_i^{\omega*}(q, \varepsilon)$ at $\varepsilon = 0$ to represent the solution $v_i^{\omega*}(q)$. Combining the above discussion, we conclude that, for any $q \notin \mathcal{Q}_i^\omega$, the optimal value $v_i^{\omega*}(q, \varepsilon)$ is single-valued for any $\varepsilon \in [0, \bar{\varepsilon}]$.

Second, similar to the proof of the limit of $x_i^{\omega*}(q, \varepsilon)$, in Problem \mathbf{UPP}_i^ω , we regard the coefficient ε as the parameter z in Problem MO as defined in the Maximum Theorem in Appendix F. According to the Maximum Theorem [36], the optimal value $v_i^{\omega*}(q, \varepsilon)$ is upper hemi-continuous in $[0, \bar{\varepsilon}]$. Since the optimal value $v_i^{\omega*}(q, \varepsilon)$ is single-valued in $[0, \bar{\varepsilon}]$ for any $q \notin \mathcal{Q}_i^\omega$, the upper hemi-continuity implies that $v_i^{\omega*}(q, \varepsilon)$ is continuous in $[0, \bar{\varepsilon}]$. Further, this continuity implies that for any $q \notin \mathcal{Q}_i^\omega$, as ε approaches zero, $v_i^{\omega*}(q, \varepsilon)$ approaches the limit $v_i^{\omega*}(q)$.

Third, we show that the optimal value $v_i^{\omega*}(q)$ is also stepwise over the threshold price set \mathcal{Q}_i^ω . For Problem \mathbf{UP}_i^ω , we fix the optimal solution $x_i^{\omega*}(q)$ and regard it as a parameter, which leads to a new optimization problem $\mathbf{V}_i^\omega(x_i^{\omega*}(q))$ as follows.

Problem $\mathbf{V}_i^\omega(x_i^{\omega*}(q))$:

$$\begin{aligned} \min \quad & v_i^\omega \\ \text{s.t.} \quad & (3), (5), (7), (27), (28), (29), \\ & 0 \leq e_i^\omega[t] \leq x_i^{\omega*}(q), \quad \forall t \in \mathcal{T}', \\ \text{var:} \quad & p_i^{\omega, m}, p_i^{\omega, r, u}, p_i^{\omega, ch}, p_i^{\omega, dis}, e_i^\omega. \end{aligned} \quad (51)$$

Since $x_i^{\omega*}(q)$ is stepwise over the threshold price set \mathcal{Q}_i^ω , the optimal value $v_i^{\omega*}(q)$ also shows the stepwise property over \mathcal{Q}_i^ω .

C. The limit of $p_i^{\omega, ch*}(q, \varepsilon)$ and $p_i^{\omega, dis*}(q, \varepsilon)$ as ε approaches zero

To prove this statement, we follow the steps below.

First, we rewrite the optimal solutions $p_i^{\omega, ch*}(q, \varepsilon)$ and $p_i^{\omega, dis*}(q, \varepsilon)$ as continuous functions of $(x_i^{\omega*}(q, \varepsilon), v_i^{\omega*}(q, \varepsilon))$. Second, we show the existence of the right limit of $(p_i^{\omega, ch*}(q, \varepsilon), p_i^{\omega, dis*}(q, \varepsilon))$ as ε approaches zero based on the limit of $(x_i^{\omega*}(q, \varepsilon), v_i^{\omega*}(q, \varepsilon))$. Finally, we show that the limit of $(p_i^{\omega, ch*}(q, \varepsilon), p_i^{\omega, dis*}(q, \varepsilon))$ is stepwise over price q .

1) *Rewriting the optimal charge and discharge decision $p_i^{\omega, ch*}(q, \varepsilon)$ and $p_i^{\omega, dis*}(q, \varepsilon)$ as continuous functions of $(x_i^{\omega*}(q, \varepsilon), v_i^{\omega*}(q, \varepsilon))$:* Given certain price $q \notin \mathcal{Q}_i^\omega$ and $\varepsilon > 0$, by fixing the optimal $(x_i^{\omega*}(q, \varepsilon), v_i^{\omega*}(q, \varepsilon))$, we can write Problem \mathbf{UPP}_i^ω into Problem $\mathbf{CD}_i^\omega(x_i^{\omega*}(q, \varepsilon), v_i^{\omega*}(q, \varepsilon))$ as follows.

Problem $\mathbf{CD}_i^\omega(x_i^{\omega*}(q, \varepsilon), v_i^{\omega*}(q, \varepsilon))$:

$$\begin{aligned} \min \quad & \sum_{t \in \mathcal{T}} ((p_i^{\omega, ch}[t])^2 + (p_i^{\omega, dis}[t])^2) \\ \text{s.t.} \quad & (3), (5), (7), (27), (28), (29), \\ & 0 \leq e_i^\omega[t] \leq x_i^{\omega*}(q, \varepsilon), \quad \forall t \in \mathcal{T}', \\ & \pi_b \sum_{t \in \mathcal{T}} (-p_i^{\omega, dis}[t] + p_i^{\omega, ch}[t]) + \pi_p p_i^{\omega, m} \\ & \quad + (\pi_s - \pi_b) \sum_{t \in \mathcal{T}} p_i^{\omega, r, u}[t] = v_i^{\omega*}(q, \varepsilon) \\ \text{var:} \quad & p_i^{\omega, m}, p_i^{\omega, r, u}, p_i^{\omega, ch}, p_i^{\omega, dis}, e_i^\omega. \end{aligned} \quad (52)$$

According to the Maximum Theorem [36], the optimal solution $(p_i^{\omega, ch*}, p_i^{\omega, dis*})$ is upper hemi-continuous with respect to $(x_i^{\omega*}(q, \varepsilon), v_i^{\omega*}(q, \varepsilon))$. Since the optimal solution $(p_i^{\omega, ch*}, p_i^{\omega, dis*})$ is unique in Problem \mathbf{CD}_i^ω (due to the strictly convex objective function), we conclude that the optimal solution $(p_i^{\omega, ch*}, p_i^{\omega, dis*})$ is continuous with respect to $(x_i^{\omega*}(q, \varepsilon), v_i^{\omega*}(q, \varepsilon))$.

2) *The existence of the right limit of the optimal charge and discharge decision $(p_i^{\omega, ch*}(q, \varepsilon), p_i^{\omega, dis*}(q, \varepsilon))$ as ε approaches zero:* We have shown in Sections G.A and G.B of this proof that the optimal solution $(x_i^{\omega*}(q, \varepsilon), v_i^{\omega*}(q, \varepsilon))$ approaches a limit as ε approaches zero for any $q \notin \mathcal{Q}_i^\omega$. Since the optimal solution $(p_i^{\omega, ch*}, p_i^{\omega, dis*})$ is a continuous function of $(x_i^{\omega*}(q, \varepsilon), v_i^{\omega*}(q, \varepsilon))$, we conclude that $(p_i^{\omega, ch*}, p_i^{\omega, dis*})$ also approaches a limit as ε approaches 0^+ for any $q \notin \mathcal{Q}_i^\omega$.

Further, this limit can be determined from the solution of Problem \mathbf{CD}_i^ω where we replace $(x_i^{\omega*}(q, \varepsilon), v_i^{\omega*}(q, \varepsilon))$ by their limits $(x_i^{\omega*}(q), v_i^{\omega*}(q))$ as $\varepsilon \rightarrow 0^+$, i.e., from Problem $\mathbf{CD}_i^\omega(x_i^{\omega*}, v_i^{\omega*})$. This also implies that

$$\lim_{\varepsilon \rightarrow 0^+} (p_i^{\omega, ch*}(q, \varepsilon), p_i^{\omega, dis*}(q, \varepsilon)) \in (P_i^{\omega, ch*}(q), P_i^{\omega, dis*}(q)),$$

where that $(P_i^{\omega, ch*}(q), P_i^{\omega, dis*}(q))$ is the optimal charge and discharge set under $\varepsilon = 0$ as defined in Section IV.A.2) of the main text.

3) *The stepwise property of the right limit $\lim_{\varepsilon \rightarrow 0^+} (p_i^{\omega, ch*}(q, \varepsilon), p_i^{\omega, dis*}(q, \varepsilon))$:* Since the limit of the optimal solution $(x_i^{\omega*}(q, \varepsilon), v_i^{\omega*}(q, \varepsilon))$ is stepwise over price q as ε approaches zero and $(p_i^{\omega, ch*}, p_i^{\omega, dis*})$ is continuous in $(x_i^{\omega*}(q, \varepsilon), v_i^{\omega*}(q, \varepsilon))$, the limit of $(p_i^{\omega, ch*}(q, \varepsilon), p_i^{\omega, dis*}(q, \varepsilon))$ is also stepwise over price q .

Combining the results in Sections G.A, G.B and G.C of this appendix, we have proved Theorem 1. \square

APPENDIX H: THE ALGORITHM TO COMPUTE THE LIMIT OF $\mathbf{p}_i^{\omega, ch*}(q, \varepsilon)$ AND $\mathbf{p}_i^{\omega, dis*}(q, \varepsilon)$

The analysis in Appendix G also suggests Algorithm 4 that can be used by any user i to compute the $\lim_{\varepsilon \rightarrow 0^+} (\mathbf{p}_i^{\omega, ch*}(q, \varepsilon), \mathbf{p}_i^{\omega, dis*}(q, \varepsilon))$. The idea is as follows. Since the optimal solution $(\mathbf{p}_i^{\omega, ch*}, \mathbf{p}_i^{\omega, dis*})$ is a continuous function of $(x_i^{\omega*}(q, \varepsilon), v_i^{\omega, m*}(q, \varepsilon))$, we will first compute the limit of $(x_i^{\omega*}(q, \varepsilon), v_i^{\omega, m*}(q, \varepsilon))$. Then, we further compute the limit of $(\mathbf{p}_i^{\omega, ch*}(q, \varepsilon), \mathbf{p}_i^{\omega, dis*}(q, \varepsilon))$.

Algorithm 4: User i computes $\lim_{\varepsilon \rightarrow 0^+} \mathbf{p}_i^{\omega, dis*}(q, \varepsilon)$ and $\lim_{\varepsilon \rightarrow 0^+} \mathbf{p}_i^{\omega, ch*}(q, \varepsilon)$ of scenario ω

- 1: compute the threshold prices set \mathcal{Q}_i^ω and the optimal capacity set \mathcal{X}_i^ω by Algorithm 3;
 - 2: **for each** $x_i^{\omega*} \in \mathcal{X}_i^\omega$ **do**
 - 3: solve Problem $\mathbf{V}_i^\omega(x_i^{\omega*})$ (presented in Section G.B) and achieve the corresponding optimal $v_i^{\omega*}$;
 - 4: compute the charge and discharge decision limit $(\mathbf{p}_i^{\omega, ch*}, \mathbf{p}_i^{\omega, dis*})$ by solving Problem $\mathbf{CD}_i^\omega(x_i^{\omega*}, v_i^{\omega*})$ (presented in G.C);
 - 5: **end for**
 - 6: **output:** $(\mathbf{p}_i^{\omega, dis*}, \mathbf{p}_i^{\omega, ch*})$.
-

APPENDIX I: PROOF OF PROPOSITION 3

To prove Proposition 3, the high level intuition is that both the revenue and the cost of the aggregator are continuous functions of $(x_i^{\omega*}(q, \varepsilon), \mathbf{p}_i^{ch, \omega*}(q, \varepsilon), \mathbf{p}_i^{dis, \omega*}(q, \varepsilon))$. Since we have derived $\lim_{\varepsilon \rightarrow 0^+} (x_i^{\omega*}(q, \varepsilon), \mathbf{p}_i^{ch, \omega*}(q, \varepsilon), \mathbf{p}_i^{dis, \omega*}(q, \varepsilon))$, we can also obtain the limit of the revenue, the cost as well as the profit of the aggregator as ε approaches zero.

1) *The limit of revenue:* Since we have proved in Theorem 1 that for any $q \notin \mathcal{Q}_i^\omega$, $\lim_{\varepsilon \rightarrow 0^+} x_i^{\omega*}(q, \varepsilon) = x_i^{\omega*}(q)$, we have

$$\lim_{\varepsilon \rightarrow 0^+} \sum_{\omega} \rho^\omega q \sum_i x_i^{\omega*}(q, \varepsilon) = \sum_{\omega} \rho^\omega q \sum_i x_i^{\omega*}(q).$$

2) *The limit of cost:* We first prove that the aggregator's cost is a continuous function in $\varepsilon \in (0, \bar{\varepsilon}]$ and its right limit exists at $\varepsilon = 0$. Then, we show that the cost approaches a stepwise function as ε goes to zero.

First, for any price q , we have shown in Appendix G that the optimal solution $(\mathbf{p}_i^{ch, \omega*}(q, \varepsilon), \mathbf{p}_i^{dis, \omega*}(q, \varepsilon))$ to Problem \mathbf{UPP}_i^ω is a continuous function in $\varepsilon \in (0, \bar{\varepsilon}]$ and its right limit also exists at $\varepsilon = 0$. Furthermore, for any user i , the aggregate charge and discharge requirement $(\mathbf{p}_a^{\omega, ch}(q, \varepsilon), \mathbf{p}_a^{\omega, dis}(q, \varepsilon))$, which is determined by (11) and (11), is a continuous function in $(\mathbf{p}_i^{ch, \omega*}(q, \varepsilon), \mathbf{p}_i^{dis, \omega*}(q, \varepsilon))$. Therefore, the aggregate charge and discharge demand $(\mathbf{p}_a^{\omega, ch}(q, \varepsilon), \mathbf{p}_a^{\omega, dis}(q, \varepsilon))$ is a continuous function with respect to $\varepsilon \in (0, \bar{\varepsilon}]$ and its right limit exists at $\varepsilon = 0$. For the aggregator's optimization Problem CO in Proposition 3(b), the optimal cost C_a is a continuous function of $(\mathbf{p}_a^{\omega, ch}(q, \varepsilon), \mathbf{p}_a^{\omega, dis}(q, \varepsilon))$ according to the Maximum Theorem [36]. Then, we have that the optimal

cost C_a is a continuous function in $\varepsilon \in (0, \bar{\varepsilon}]$ and its right limit exists at $\varepsilon = 0$. We can achieve the limiting cost $C_a(q)$ by computing the optimal objective value of Problem CO given user i 's limiting charge and discharge decision $(\lim_{\varepsilon \rightarrow 0^+} \mathbf{p}_i^{\omega, ch*}(q, \varepsilon), \lim_{\varepsilon \rightarrow 0^+} \mathbf{p}_i^{\omega, dis*}(q, \varepsilon))$, for all i, ω .

Then, in Stage 2, the limits $\lim_{\varepsilon \rightarrow 0^+} \mathbf{p}_i^{\omega, ch*}(q, \varepsilon)$ and $\lim_{\varepsilon \rightarrow 0^+} \mathbf{p}_i^{\omega, dis*}(q, \varepsilon)$ are both stepwise over the threshold-price interval $(0, q_i^{\omega_1}), (q_i^{\omega_1}, q_i^{\omega_2}) \dots$ as defined in (39). Thus, in Stage 1, the limits of $\mathbf{p}_a^{\omega, ch}(q, \varepsilon)$ and $\mathbf{p}_a^{\omega, dis}(q, \varepsilon)$ are also stepwise over the price set $\bigcup_i \mathcal{Q}_i^\omega$ as $\varepsilon \rightarrow 0^+$. According to the Maximum Theorem [36], the aggregator's cost C_a is continuous in $(\mathbf{p}_a^{\omega, ch}(q, \varepsilon), \mathbf{p}_a^{\omega, dis}(q, \varepsilon))$, which implies that as $\varepsilon \rightarrow 0^+$, the total cost also approaches a function that is stepwise over $\mathcal{Q}_a = \bigcup_i \bigcup_{\omega} \mathcal{Q}_i^\omega$, which is denoted as $C_a(q)$:

$$C_a(q) = \begin{cases} C^0, & q \in (0, q_a^1), \\ C^1, & q \in (q_a^1, q_a^2), \\ \dots & \\ C^{K_a}, & q \in (q_a^{K_a}, \infty), \end{cases}$$

where $C^0, C^1, \dots, C^{K-1}, C^{K_a} = 0$ are constant.

3) *The limit of profit:* We characterize the limit of the profit based on the limits of the revenue and cost as ε approaches zero.

Since

$$\begin{aligned} \lim_{\varepsilon \rightarrow 0^+} R_a^v(q, \varepsilon) &= R_a^v(q), \\ \lim_{\varepsilon \rightarrow 0^+} C_a(q, \varepsilon) &= C_a(q), \end{aligned}$$

we have that

$$\lim_{\varepsilon \rightarrow 0^+} R_a^{pf}(q, \varepsilon) = \lim_{\varepsilon \rightarrow 0^+} (R_a^v(q, \varepsilon) - C_a(q, \varepsilon)) = R_a^v(q) - C_a(q).$$

□

APPENDIX J: COMPUTING THE LOWEST-NONNEGATIVE-PROFIT PRICE

In this appendix, we develop a solution method to compute the lowest-nonnegative-profit price (LNP price) from the aggregator's perspective. The lowest-nonnegative-profit price is defined as the minimal price that keeps the aggregators profit nonnegative. In Section J.A, we will present the formulation of Aggregator's Lowest-nonnegative-profit Price (ALP) problem. Then, in Section J.B, we will present the solution method, the main idea of which is similar to the solution method of computing the optimal-profit price in Algorithm 1. Specifically, we first characterize the LNP price when ε goes to zero using the piecewise linear property of the aggregator's profit (that has been proved in Proposition 3). Then, due to the multi-optima problem as we explained in Section IV.A, the aggregator cannot choose $\varepsilon = 0$. Therefore, we develop an iterative algorithm in Algorithm 2 to compute a near-LNP price by adjusting ε , such that the near-optimal solution can approximate the LNP price in the limiting case within any given accuracy.

A. The formulation of Problem ALP

As we briefly introduced in Section III.B of the main body of our paper, the LNP price is the minimal price that keeps the aggregator's profit nonnegative. We can compute the LNP price by solving Problem ALP as follows.

Stage 1: Aggregator's Lowest-nonnegative-profit Price Problem (ALP)¹⁷

$$\min_{q>0} q \quad \text{s.t.} \quad R_a^{pf}(q, \varepsilon) \geq 0.$$

To solve the LNP price in Problem ALP, we will utilize the piecewise linear structure of $R_a^{pf}(q, \varepsilon)$ when ε approaches zero. We present the detailed solution method next.

B. The solution method for Problem ALP

In Proposition 3, we have characterized the limiting value of the aggregator's profit (when ε approaches zero) as a piecewise linear function $R_a^{pf}(q)$ in price q (see Figure 6(b)). Based on this piecewise linear structure, in Subsection 1), we can efficiently compute the LNP price q^l that makes the limiting profit $R_a^{pf}(q)$ nonnegative. However, this LNP price q^l in the limiting case cannot be used directly because the aggregator cannot choose $\varepsilon = 0$. In Subsection 2), we solve a near-LNP price \hat{q}^l under a small $\varepsilon > 0$ to approximate q^l within any given accuracy.

1) *The LNP price q^l making the limiting profit $R_a^{pf}(q)$ nonnegative:* Our solution method consists of the following steps. First, considering the fact that the limiting profit $R_a^{pf}(q)$ is not continuous at each threshold price, we will construct a correspondence $\tilde{R}_a^{pf}(q)$ that is well defined at each threshold price. Second, based on the correspondence $\tilde{R}_a^{pf}(q)$, we formulate a new problem NALP for solving the LNP price q^l that makes $\tilde{R}_a^{pf}(q) \geq 0$. Third, we analyze the structure of the LNP price q^l and characterize the necessary and sufficient conditions for computing the LNP price q^l . Last but not least, we present a holistic solution method in Algorithm 2 to compute the LNP price q^l based on the necessary and sufficient conditions. Next, we provide the details of these steps.

First, we construct a correspondence $\tilde{R}_a^{pf}(q)$ that is well defined at each threshold price. Recall in Proposition 3 that the piecewise linear function $R_a^{pf}(q)$ is discontinuous and not well-defined at the threshold prices. For any threshold price $q_a \in \mathcal{Q}_a$, we denote the left-handed limit of $R_a^{pf}(q_a)$ as $\tilde{R}_a^{pf}(q_a^-)$ and the right-handed limit as $\tilde{R}_a^{pf}(q_a^+)$. Then, we construct a correspondence $\tilde{R}_a^{pf}(q)$ as follows. For any threshold price q_a , the correspondence $\tilde{R}_a^{pf}(q_a)$ will take both values of the left-handed limit and right-handed limit, i.e., $\tilde{R}_a^{pf}(q_a^-)$ and $\tilde{R}_a^{pf}(q_a^+)$.¹⁸ For any price between two

consecutive threshold prices, i.e., $q \in (q_a^k, q_a^{k+1})$,¹⁹ the correspondence $\tilde{R}_a^{pf}(q)$ is equivalent to $R_a^{pf}(q)$ which is single-valued, continuous, and linearly increasing. One example of the correspondence is shown in Figure 9, where $\tilde{R}_a^{pf}(q)$ can take two values at each threshold price.

Second, we formulate a new problem NALP for solving the LNP price as follows.

$$\text{Problem NALP : } \min_{q>0} q \quad \text{s.t.} \quad \tilde{R}_a^{pf}(q) \geq 0.$$

Note that $\tilde{R}_a^{pf}(q)$ can take two values at any threshold price q_a . We define that $\tilde{R}_a^{pf}(q_a) \geq 0$ is satisfied if either $\tilde{R}_a^{pf}(q_a^-) \geq 0$ or $\tilde{R}_a^{pf}(q_a^+) \geq 0$, i.e., if at least one limit is nonnegative. We show one example in Figure 11, where the LNP price q^l is one of the threshold prices, with $\tilde{R}_a^{pf}(q^l) > 0$ and $\tilde{R}_a^{pf}(q^l) < 0$.

Third, we characterize the necessary and sufficient conditions to obtain the LNP price q^l as follows. Since q^l is the minimal price making $\tilde{R}_a^{pf}(q) \geq 0$, it is necessary and sufficient to show that i) $\tilde{R}_a^{pf}(q) < 0$ for any price $q < q^l$, and ii) $\tilde{R}_a^{pf}(q^l) \geq 0$. Recall that the correspondence $\tilde{R}_a^{pf}(q)$ is continuous and linearly increasing over any interval (q_a^k, q_a^{k+1}) between threshold prices. Thus, we can focus on the limiting profits at the threshold prices, and consider a total of three cases for the computation of the price q^l . In Case 1, the LNP price q^l strictly lies between two adjacent threshold prices (as shown in Figure 9). In Case 2 and Case 3, the LNP price q^l is exactly located at one of the threshold prices. The difference between the latter two cases is that, in Case 2, $\tilde{R}_a^{pf}(q^l) \geq 0$ is satisfied at the left-handed limit with equality (as shown in Figure 10), while in Case 3, $\tilde{R}_a^{pf}(q^l) \geq 0$ is satisfied at the right-handed limit but not the left-handed limit (as shown in Figure 11). These three cases include all the possibilities for the LNP price q^l . Specifically, we summarize the necessary and sufficient conditions for each case as follows.

- **Case 1:** The LNP price q^l exists between two adjacent threshold prices, i.e., $q^l \in (q_a^k, q_a^{k+1})$, as shown in Figure 9.

Necessary and sufficient conditions for Case 1: i) Both $\tilde{R}_a^{pf}(q_a^-) < 0$ and $\tilde{R}_a^{pf}(q_a^+) < 0$ for any threshold price $q_a < q_a^{k+1}$; ii) for the threshold price q_a^{k+1} , the left-handed limit $\tilde{R}_a^{pf}(q_a^{k+1}-) > 0$; iii) $\tilde{R}_a^{pf}(q^l) = 0$.

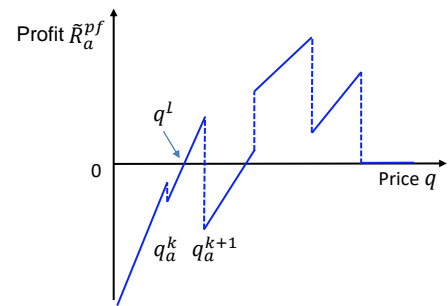


Fig. 9: The LNP price in Case 1

- **Case 2:** The LNP price q^l is exactly one of the threshold prices and the left-handed limit $\tilde{R}_a^{pf}(q^l) = 0$, as shown

¹⁷Note that the LNP price q^l must be strictly positive. This is because, when $q = 0$, the aggregator's profit must be strictly negative, i.e., $R_a^{pf}(q, \varepsilon) < 0$, which contradicts the constraint of Problem ALP. To see this, note that the aggregator receives no revenue at $q = 0$, but she still needs to bear the cost of the physical storage to satisfy users' demand. Another reason for excluding $q = 0$ from the feasible set of Problem ALP is due to the multi-solution issue related to Proposition 2.

¹⁸For the threshold price $q_a = 0$, we only choose the right-handed limit, such that $q > 0$ is satisfied.

¹⁹Recall that the threshold prices are sorted in an increasing order by $0 < q_a^1 < q_a^2 < \dots < q_a^{K_a}$ as shown in Figure 6(b).

in Figure 10.

Necessary and sufficient conditions for Case 2: i) Both $\tilde{R}_a^{pf}(q_a^-) < 0$ and $\tilde{R}_a^{pf}(q_a^+) < 0$ for any threshold price $q_a < q^l$; ii) the left-handed limit $\tilde{R}_a^{pf}(q^{l-}) = 0$.

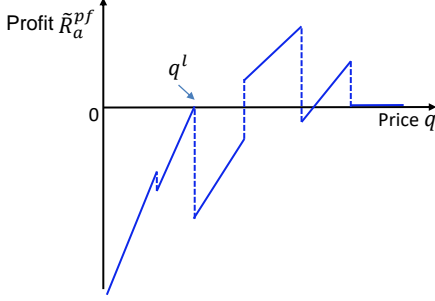


Fig. 10: The LNP price in Case 2

- **Case 3:** The LNP price q^l is exactly one of the threshold prices, the right-handed limit satisfies $\tilde{R}_a^{pf}(q^{l+}) \geq 0$, and the left-handed limit satisfies $\tilde{R}_a^{pf}(q^{l-}) < 0$, as shown in Figure 11.

Necessary and sufficient conditions for Case 3: i) Both $\tilde{R}_a^{pf}(q_a^-) < 0$ and $\tilde{R}_a^{pf}(q_a^+) < 0$ for any threshold price $q_a < q^l$; ii) the left-handed limit $\tilde{R}_a^{pf}(q^{l-}) < 0$ and the right handed-limit $\tilde{R}_a^{pf}(q^{l+}) \geq 0$.

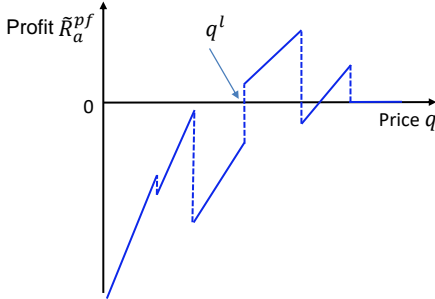


Fig. 11: The LNP price in Case 3

Finally, we present a search algorithm to compute the LNP price q^l in Algorithm 2 based on the three cases. In Lines 2-6 of Algorithm 2, users compute and report the threshold prices and capacities to the aggregator. Within the for-loop in Lines 8-25, we search the threshold price set \mathcal{Q}_a for the LNP price in an increasing order. Specifically, we compute the left-handed and right-handed limits $\tilde{R}_a^{pf}(q_a^{k-})$ and $\tilde{R}_a^{pf}(q_a^{k+})$ at each threshold price in Line 10 and Line 12. Then, we will examine the corresponding profits to determine the LNP price q^l as follows.

- If the condition in Line 13 is satisfied in the k th iteration in the for-loop of Lines 8-25, the necessary and sufficient conditions (i) and (ii) of Case 1 will be satisfied, which implies that the LNP price q^l lies in the threshold price interval (q_a^{k-1}, q_a^k) . To further satisfy the necessary and sufficient condition (iii) of Case 1, we execute Subroutine 3.1 in Line 14 and compute the LNP price q^l that makes $\tilde{R}_a^{pf}(q^l) = 0$ in Line 3 of Subroutine 3.1, where we utilize the linear structure over the price interval as shown in Figure 9.

- If the condition in Line 17 is satisfied in the k th iteration in the for-loop of Lines 8-25, the necessary and sufficient conditions (i) and (ii) of Case 2 will be both satisfied for the threshold price q_a^k . Thus, we attain the LNP price q^l at the threshold price q_a^k as in Case 2.
- If the condition in Line 21 is satisfied in the k th iteration in the for-loop of Lines 8-25, the necessary and sufficient conditions (i) and (ii) of Case 3 will be both satisfied for the threshold price q_a^k . Thus, we attain the LNP price q^l at the threshold price q_a^k as in Case 3.

2) *The near-LNP price \hat{q}^l under a positive ε :* Since the aggregator cannot choose $\varepsilon = 0$ due to the multi-optima problem as we explained in Section IV.A, we cannot directly use the LNP price q^l in the limiting case where ε approaches zero. Thus, we propose an iterative procedure in Subroutines 3.1-3.3 of Algorithm 2 (for Cases 1-3, respectively) to compute a near-LNP price \hat{q}^l by adjusting ε , such that i) we can still utilize the piecewise linear solution structure in the limiting case; ii) we can compute a near-LNP price to approximate the LNP price in the limiting case within a given arbitrary accuracy. Furthermore, after computing the near-LNP price \hat{q}^l and ε , we can compute the investment decision accordingly by Subroutine 1.

- For Case 1, in Subroutine 3.1, we compute a small ε in an iterative fashion (by decreasing ε iteratively), such that $R_a^{pf}(q^l, \varepsilon)$ is close to zero within an acceptable accuracy err_4 (in Lines 4-8 of Subroutine 3.1). In this way, we use the LNP price q^l in the limiting case as the near-LNP price \hat{q}^l .
- For Case 2, in Subroutine 3.2, the LNP price q^l is attained at one threshold price q_a^k and $\tilde{R}_a^{pf}(q_a^{k-}) = 0$. Note that we cannot directly choose the threshold price due to the discontinuity of $\tilde{R}_a^{pf}(q)$. Instead, in Subroutine 3.2, since profit $\tilde{R}_a^{pf}(q)$ is linearly increasing over (q_a^{k-1}, q_a^k) , we let the aggregator choose a near-LNP price \hat{q}^l slightly lower than q_a^k , such that the profit $R_a^{pf}(\hat{q}^l)$ approximates the profit $\tilde{R}_a^{pf}(q_a^{k-})$ within a given accuracy err_3 (in Lines 3-4 of Subroutine 3.2).²⁰ Then, the aggregator can compute a small ε in an iterative fashion so that the profit $R_a^{pf}(\hat{q}^l, \varepsilon)$ approximates $R_a^{pf}(\hat{q}^l)$ within the accuracy err_4 (in Lines 5-9 of Subroutine 3.2).
- For Case 3, in Subroutine 3.3, the LNP price q^l is attained at one threshold price q_a^k and $\tilde{R}_a^{pf}(q_a^{k+}) \geq 0$. Similar to Case 2, we cannot directly choose the threshold price due to the discontinuity of $\tilde{R}_a^{pf}(q)$. In Subroutine 3.3, since profit $\tilde{R}_a^{pf}(q)$ is linearly increasing over (q_a^k, q_a^{k+1}) , we let the aggregator choose a near-LNP price \hat{q}^l slightly higher than q_a^k , such that the profit $R_a^{pf}(\hat{q}^l)$ approximates the profit $\tilde{R}_a^{pf}(q_a^{k+})$ within a given accuracy err_3 (in Lines 3-4 of Subroutine 3.3). Then, the aggregator can compute a small ε in an iterative fashion so that the profit $R_a^{pf}(\hat{q}^l, \varepsilon)$ approximates $R_a^{pf}(\hat{q}^l)$ within the accuracy err_4 (in Lines 5-9 of Subroutine 3.3).

²⁰Recall that $R_a^{pf}(q)$ is equivalent to $\tilde{R}_a^{pf}(q)$ at non-threshold prices.

Algorithm 2: Search of the near-LNP price \hat{q}^l

```

1: initialization: set iteration index  $k = 0$ ;
2: for each user  $i \in \mathcal{I}$  in parallel do
3:   Compute the set  $\mathcal{Q}_i^\omega$  and  $\mathcal{X}_i^\omega$  by Algorithm 3 of
     Appendix D;
4:   Compute the limiting optimal charge/discharge decision
     corresponding to each element in  $\mathcal{X}_i^\omega$  by Algorithm 4
     of Appendix H, for all  $\omega \in \Omega$ ;
5:   Report all the computation results to the aggregator;
6: end for
7: The aggregator sorts the threshold price set  $\mathcal{Q}_a = \bigcup_{i,\omega} \mathcal{Q}_i^\omega$ 
   by an increasing order:  $0 = q_a^0 < q_a^1 < \dots < q_a^{K_a}$ .
8: for  $k = 0$  to  $K_a$  do
9:   if  $q_a^k > 0$  then
10:    The aggregator computes  $\tilde{R}_a^{pf}(q_a^{k-}) = R_a^v(q_a^{k-}) - C_a(q_a^{k-})$ , where  $R_a^v(q_a^{k-})$  is the left-handed limit of
      the revenue at  $q_a^k$  computed by (20) and  $C_a(q_a^{k-})$  is
      the left-handed limit of the cost at  $q_a^k$  computed by
      solving Problem CO as in Proposition 3(b);
11:   end if
12:   The aggregator computes  $\tilde{R}_a^{pf}(q_a^{k+}) = R_a^v(q_a^{k+}) - C_a(q_a^{k+})$ , where  $R_a^v(q_a^{k+})$  is the right-handed limit of
      the revenue at  $q_a^k$  computed by (20) and  $C_a(q_a^{k+})$  is the
      right-handed limit of the cost at  $q$  computed by solving
      Problem CO as in Proposition 3(b);
13:   if  $\tilde{R}_a^{pf}(q_a^{k-}) > 0$  then
14:     The aggregator executes Subroutine 3.1 and com-
       putes  $(\hat{q}^l, \varepsilon^j, P(\hat{q}^l, \varepsilon^j), X(\hat{q}^l, \varepsilon^j)) = QZ^{int}(q_a^k)$ ;
15:     break;
16:   end if
17:   if  $\tilde{R}_a^{pf}(q_a^{k-}) = 0$  then
18:     The aggregator executes Subroutine 3.2 and com-
       putes  $(\hat{q}^l, \varepsilon^j, P(\hat{q}^l, \varepsilon^j), X(\hat{q}^l, \varepsilon^j)) = QZ^-(q_a^k)$ ;
19:     break;
20:   end if
21:   if  $\tilde{R}_a^{pf}(q_a^{k+}) \geq 0$  then
22:     The aggregator executes Subroutine 3.3 and com-
       putes  $(\hat{q}^l, \varepsilon^j, P(\hat{q}^l, \varepsilon^j), X(\hat{q}^l, \varepsilon^j)) = QZ^+(q_a^k)$ ;
23:     break;
24:   end if
25: end for
26: output:  $(\hat{q}^l, \varepsilon^j, P(\hat{q}^l, \varepsilon^j), X(\hat{q}^l, \varepsilon^j))$ ;

```

APPENDIX K: SIMULATION
A. Benchmark

For the benchmark system for comparison, we consider a system (without virtual storage) where each user invests in a physical storage product (e.g., Tesla Powerwall) by himself. He will optimize the (fixed) capacity of the physical storage, and can only use his own storage during the lifespan of the storage. Apart from the capacity cost, each user also bears the power rating cost and the operational cost by himself. User i solves an optimization problem **BM_i** as follows to minimize his cost and determines the optimal storage size over the investment phase.

Subroutine 3.1: $QZ^{int}(q_a^k)$ for Case 1

```

1: input: price  $q_a^k$ ;
2: initialization: set iteration index  $j = 0$ ,  $\varepsilon^0 > 0$ , absolute
   error  $err_3 > 0$  and  $err_4 > 0$ ;
3: The aggregator computes the near-LNP price  $\hat{q}^l$  (which is
   also the LNP price  $q^l$  in the limiting case) between the
   adjacent threshold prices  $q_a^{k-1}$  and  $q_a^k$  as follows:

$$\hat{q}^l = \frac{q_a^{k-1} \tilde{R}_a^{pf}(q_a^{k-}) - q_a^k \tilde{R}_a^{pf}(q_a^{(k-1)+})}{\tilde{R}_a^{pf}(q_a^{k-}) - \tilde{R}_a^{pf}(q_a^{(k-1)+})};$$

4: repeat
5:    $j = j + 1$ ;
6:    $\varepsilon^j = \varepsilon^{j-1}/10$ ;
7:   The aggregator executes Subroutine 1 and computes

$$(R_a^{pf}(\hat{q}^l, \varepsilon^j), X(\hat{q}^l, \varepsilon^j), P(\hat{q}^l, \varepsilon^j)) = CU(\hat{q}^l, \varepsilon^j);$$

8: until  $|R_a^{pf}(\hat{q}^l, \varepsilon^j)| \leq err_4$ ;
9: output:  $(\hat{q}^l, \varepsilon^j, P(\hat{q}^l, \varepsilon^j), X(\hat{q}^l, \varepsilon^j))$ ;

```

Subroutine 3.2: $QZ^-(q_a^k)$ for Case 2

```

1: input: price  $q_a^k$ ;
2: initialization: set iteration index  $j = 0$ ,  $\varepsilon^0 > 0$ , absolute
   error  $err_3 >$  and  $err_4 >$ ;
3: The aggregator calculates the slope  $slp(q_a^k)$  of  $R_a^{pf}(q)$ 
   over the threshold price interval  $(q_a^{k-1}, q_a^k)$ :

$$slp(q_a^k) = \frac{\tilde{R}_a^{pf}(q_a^{k-}) - \tilde{R}_a^{pf}(q_a^{(k-1)+})}{q_a^k - q_a^{k-1}};$$

4: The aggregator computes the near-LNP price  $\hat{q}^l$  (smaller
   than  $q_a^k$ ) such that  $R_a^{pf}(\hat{q}^l)$  is close enough to zero (within
   the absolute error  $err_3$ ):

$$\hat{q}^l = q_a^k - \frac{err_3}{slp(q_a^k)};$$

5: repeat
6:    $j = j + 1$ ;
7:    $\varepsilon^j = \varepsilon^{j-1}/10$ ;
8:   The aggregator executes Subroutine 1 and computes

$$(R_a^{pf}(\hat{q}^l, \varepsilon^j), X(\hat{q}^l, \varepsilon^j), P(\hat{q}^l, \varepsilon^j)) = CU(\hat{q}^l, \varepsilon^j);$$

9: until  $|R_a^{pf}(\hat{q}^l, \varepsilon^j) - R_a^{pf}(\hat{q}^l)| \leq err_4$ ;
10: output:  $(\hat{q}^l, \varepsilon^j, P(\hat{q}^l, \varepsilon^j), X(\hat{q}^l, \varepsilon^j))$ ;

```

$$\begin{aligned}
\min \quad & \sum_{\omega} \rho^\omega [C_i^e(\mathbf{p}_i^{\omega,r,u}, \mathbf{p}_i^{\omega,ch}, \mathbf{p}_i^{\omega,dis}) - R_i^r(\mathbf{p}_i^{\omega,r,u})] \\
& + c^s \sum_{t \in \mathcal{T}} (p_i^{\omega,ch}[t] + p_i^{\omega,dis}[t]) + \kappa c_u^x x_i + \kappa c_u^p p_i \\
\text{s.t.} \quad & (3), (5), (6), (7), \forall \omega \in \Omega; \\
& \gamma^{\min} x_i \leq e_i^\omega[t] \leq \gamma^{\max} x_i, \forall t \in \mathcal{T}', \forall \omega \in \Omega; \quad (54) \\
& 0 \leq p_i^{\omega,ch}[t], p_i^{\omega,dis}[t] \leq p_i, \forall t \in \mathcal{T}, \forall \omega \in \Omega; \quad (55) \\
\text{var:} \quad & x_i, p_i, \{\mathbf{p}_i^{\omega,r,u}, \mathbf{p}_i^{\omega,ch}, \mathbf{p}_i^{\omega,dis}, e_i^\omega, \forall \omega \in \Omega\},
\end{aligned}$$

Subroutine 3.3: $QZ^+(q_a^k)$ for Case 3

- 1: **input:** price q_a^k ;
- 2: **initialization:** set iteration index $j = 0$, $\varepsilon^0 > 0$, absolute error $err_3 > 0$ and $err_4 > 0$;
- 3: The aggregator calculates the slope $slp(q_a^{k+1})$ of $R_a^{pf}(q)$ over the threshold price interval (q_a^k, q_a^{k+1}) :

$$slp(q_a^{k+1}) = \frac{\tilde{R}_a^{pf}(q_a^{(k+1)-}) - \tilde{R}_a^{pf}(q_a^{k+})}{q_a^{k+1} - q_a^k};$$

- 4: The aggregator computes the near-LNP price \hat{q}^l (larger than q_a^k) such that $R_a^{pf}(\hat{q}^l)$ is close enough to $\tilde{R}_a^{pf}(q_a^{k+})$ (within the absolute error err_3):

$$\hat{q}^l = q_a^k + \frac{err_3}{slp(q_a^{k+1})};$$

- 5: **repeat**
- 6: $j := j + 1$;
- 7: $\varepsilon^j = \varepsilon^{j-1}/10$;
- 8: The aggregator executes Subroutine 1 and computes

$$(R_a^{pf}(\hat{q}^l, \varepsilon^j), X(\hat{q}^l, \varepsilon^j), P(\hat{q}^l, \varepsilon^j)) = CU(\hat{q}^l, \varepsilon^j);$$

- 9: **until** $|R_a^{pf}(\hat{q}^l, \varepsilon^j) - R_a^{pf}(\hat{q}^l)| \leq err_4$;

- 10: **output:** $(\hat{q}^l, \varepsilon^j, P(\hat{q}^l, \varepsilon^j), X(\hat{q}^l, \varepsilon^j))$;
-

where c_u^x is the unit capacity cost and c_u^p is the unit power rating cost. For Tesla Powerwall, customers need to pay about \$7000 (including installation fee) for the storage capacity of 14KWh and an extra inverter cost [3].²¹ Compared with user's Problem \mathbf{UP}_i^ω in our virtualization model, in Problem \mathbf{BM}_i each user's decision of storage capacity x_i and power rating p_i are fixed for all scenarios as shown in (54) and (55). Apart from the capacity cost $c_u^x x_i$, each user i also bears the operational cost incurred by the charge decision $\mathbf{p}_i^{\omega, ch}$ and discharge decision $\mathbf{p}_i^{\omega, dis}$ as well as the inverter/converter cost for the power rating p_i .

B. Simulation parameter

We consider the lithium-ion battery as the energy storage technology. We use realistic load data from PG&E Corporation in 2012 [39] to simulate users' load profiles, and we use wind speed and solar radiation data from Hong Kong Observatory [40] to calculate users' renewable generations. To illustrate our storage virtualization model, we simulate a system with three users of different types, and choose 7 typical scenarios to approximate the original scenario set.

We use the electricity price data from [27], which is a monthly demand charge tariff. However, note that in users' models, we consider a daily billing period and thus adopt the daily demand charge tariff. Under a monthly demand charge tariff, the peak power consumption is charged only once over 28-31 days (depending on which month is concerned).

²¹At present, many companies only provide several capacity choices for consumers. For example, Tesla Powerwall only offers fixed capacity of 13.5KWh to consumers. In benchmark \mathbf{BM}_i , we let users flexibly determine the capacity.

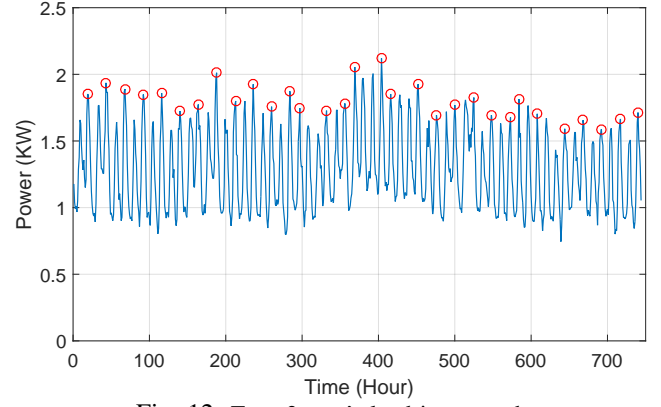


Fig. 12: Type-3 user's load in a month.

However, in a daily demand charge tariff, the peak power consumption is charged on each day, and thus 28-31 times in a month. Therefore, we need to scale down the monthly peak price to the daily peak price, so that users pay the same or similar bill under the daily and monthly demand charge tariff in each month. We note that it is nontrivial regarding how to scale down and obtain an accurate daily peak price for users since different users have different daily and monthly peak load patterns. Instead, for an illustrative purpose, we calculate the peak price of the daily demand charge tariff in our simulations as follows. Specifically, we denote the peak price for the monthly demand charge tariff and daily demand charge tariff by π_p^M and π_p^D , respectively. We denote the peak power in one month of M days (e.g., 30 days) by p^m and the peak power in each day d by p^d , where $d = 1, 2, 3, \dots, M$. In order to scale π_p^M to π_p^D , we argue that users maintain the same total electricity bill under the daily and monthly demand charge, i.e.,

$$\sum_{d=1}^M p^d \pi_p^D = p^m \pi_p^M.$$

Thus, we obtain the scaled-down peak price of the daily demand charge tariff as

$$\pi_p^D = \pi_p^M \frac{p^m}{\sum_{d=1}^M p^d}.$$

In practice, the daily peak power p^d of users in one month can be similar across days.²² Therefore, for simplicity and for the illustrative purpose, we consider the case where each day's peak power is the same, so we let $p^d = p^m$ for all d . By choosing $M = 30$, we then obtain the scaling factor $\frac{p^m}{\sum_{d=1}^M p^d} = 1/30$. Thus, we obtain the peak price as $\pi_p^D = 0.4\$/KW$ for the *daily* demand charge tariff based on the realistic peak price $\pi_p^M = 10.8\$/KW$ of the *monthly* demand charge tariff. Furthermore, although we choose a daily operational horizon in our model, our framework can be extended to different timescales of the operational horizon and billing cycles, e.g., one month.

Therefore, we scale down and obtain the daily peak price π_p at 0.4\$/kW. The energy charge price π_b is 0.03\$/KWh [27].

²²In Figure 12, we show the hourly load of Type-3 user in the month of 2012 January (with total 744 hours), where the peak power of each day is highlighted in red circle. We can see that the daily peak power is similar, and is around 1.75KW.

We set the renewable energy selling price π_s at 0.01\$/kWh. For the storage cost, we set the capacity cost $c^X=160\$/\text{KWh}$, power rating cost $c^P=55\$/\text{KW}$,²³ and the operational cost $c^s = 0.001\$/\text{kWh}$ [34]. For other technical parameters of the storage, we set efficiency rates $\eta^c = \eta^d = \eta_a^c = \eta_a^d = 0.95$, and the effective capacity rate $\gamma^{\min} = 0.9, \gamma^{\max} = 1$ [2]. For the additional resources, we set $c_a^{ch} = 0$ and $c_a^{dis} = 0.1\$/\text{KWh}$ [48]. We choose a sufficiently small penalty coefficient $\varepsilon = 3 \times 10^{-7}\$/(\text{kWh})^2$.

In addition, our optimization framework is applicable to any parameter configuration of the system. Interested users can also use other parameter values of the system to test the performance of our framework.

APPENDIX L: THE DAILY CAPITAL RECOVERY FACTOR κ

The aggregator's investment cost is

$$C_a^{cap}(X, P) = \kappa c^X X + \kappa c^P P.$$

Note that in practice c^X and c^P are given as unit costs over an investment phase of several years. Here, we scale them into the operational horizon of one day by the daily capital recovery factor κ . For the factor κ , we first calculate the present value of an annuity (a series of equal annual cash flows) with the annual interest rate r , and then we divide the annuity equally to each day. This leads to the formulation of the factor κ as follows [49],

$$\kappa = \frac{r(1+r)^y}{(1+r)^y - 1} \cdot \frac{1}{Y_d}, \quad (56)$$

where y is the number of years over the total time horizon, and Y_d is the number of days (e.g., 365) in one year.

APPENDIX M: SIMULATION OF THE CASE WITHOUT WIND ENERGY

We conduct the simulations where one user has no renewable generation and the other two users have solar energy. It can be another common case in practice especially for some areas that are unsuitable to install wind turbines. Recall that we consider three types of users with seven scenarios in the simulation part of Section V: Type-1 user has the wind energy while Type-2 and Type-3 users have solar energy. In this part, we conduct the simulation for the case where Type-1 user has no wind energy while Type-2 and Type-3 users have solar energy. For the parameter setup, we keep the parameters of the load and renewable generation the same as the setup in Section V except that Type-1 user has no wind energy. In Figure 13, we show the seven scenarios of load and renewable generation for Type-1 user (without wind), Type-2 user and Type-3 user, respectively.

We can show that at the optimal-profit price q^* , the invested physical capacity is reduced by 35% compared with the sold virtual capacity. In Figures 14(a) and 14(b), we also show users' cost reduction in our model compared with the

benchmarks (where users install their own physical storage at the production cost c^p and the market price c^r , respectively) under the price q^l and q^* . Type-2 and Type-3 users' costs can be reduced by up to 20.4%, while Type-1 user's cost can only be reduced by up to 3.1%. This shows that even though there is no wind energy considered for Type-1 user, our model can still work well for significantly reducing the invested physical storage capacity and reducing the cost of Type-2 and Type-3 users with solar energy. Note that in Section V where Type-1 user has the wind generation, Type-1 user's cost can be reduced by up to 34.7% (instead of 3.1% when he has no wind generation). This shows that users without renewable energy may benefit less compared to users with renewable energy in our framework.

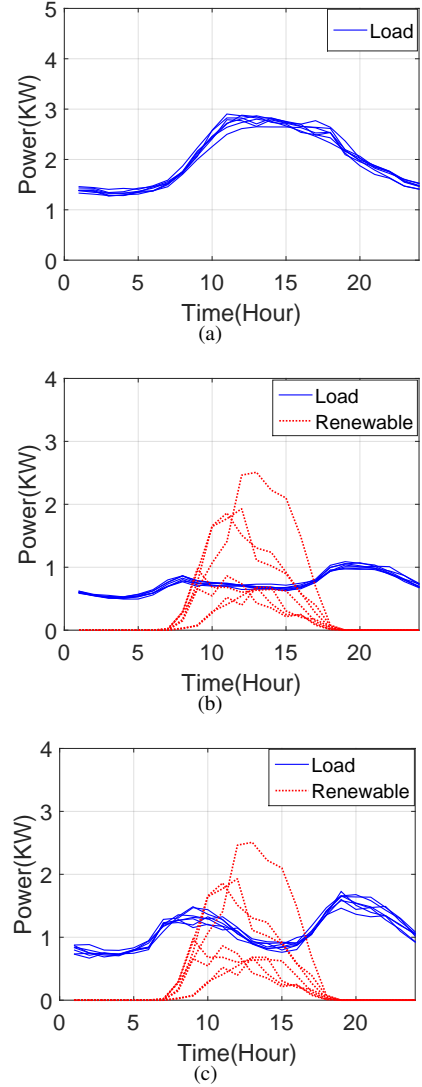


Fig. 13: 7 typical load and renewable generation scenarios for (a) Type-1 user (without wind); (b) Type-2 user; (c) Type-3 user.

APPENDIX N: DISCUSSION OF THE UNCERTAINTY OF THE LOAD AND RENEWABLE GENERATION

Next we discuss the impact of uncertainties of renewable generations and loads on the virtual storage operation. In our model, users make purchase decisions on the virtual

²³The lithium-ion battery production cost is estimated from 145\$/KWh to 227\$/KWh [45] [46] [47] in 2017.

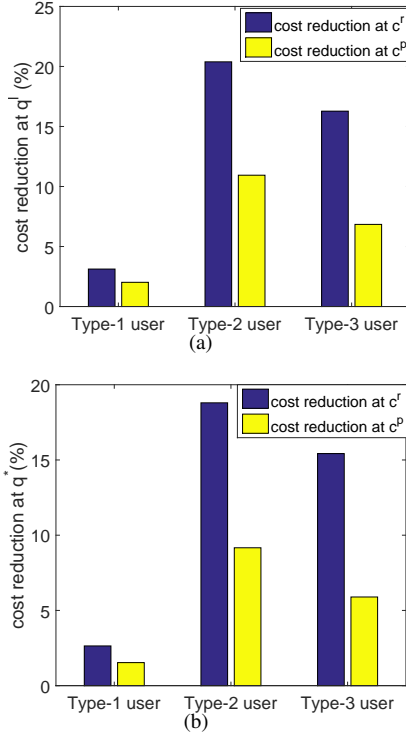


Fig. 14: (a) Cost reduction at q^l ; (b) Cost reduction at q^* .

capacity as well as the charge and discharge decisions at the beginning of each day, based on the prediction of their loads and renewable generations for the next day. There have been extensive studies on the prediction of wind power generation [8], solar power generation [9], and power consumption [50]. Since the focus of our work is on the design of the virtual storage sharing framework, we have initially chosen to assume that users can perfectly predict their renewable generations and loads. Here we further provide the discussions about the impact of uncertainties in the day-ahead prediction on the users' purchase of virtual capacities and their virtual storage operation.

To study the impact of uncertainties in loads and renewable generations, we incorporate prediction errors in the simulations for users' load and renewable profiles. Recall that we consider three types of users with seven scenarios in the simulation part of Section V. For the impact of uncertainties in loads and renewable profiles, we focus on one type of users and consider one scenario of the load and renewable profiles as the benchmark of the day-ahead prediction. Specifically, we choose Type-2 user of Scenario 1, whose (day-ahead predicted) load and renewable profiles are shown as the solid lines in Figure 15. We assume that the prediction error err^l of the load profile is characterized by the uniform distribution $U(-\beta P_i^{\omega,l}[t], \beta P_i^{\omega,l}[t])$ over intervals $[-\beta P_i^{\omega,l}[t], \beta P_i^{\omega,l}[t]]$, where the coefficient β denotes the maximum deviation range of the error err^l . Thus, in the real-time operation, the load profile is characterized by $P_i^{\omega,l}[t] + err^l$ when considering the prediction error. Similarly, for the renewable generation, we assume that the prediction error err^r is characterized by the uniform distribution $U(-\beta P_i^{\omega,r}[t], \beta P_i^{\omega,r}[t])$. Then, in the real-time operation, the renewable generation is characterized

by $P_i^{\omega,r}[t] + err^r$ when considering the prediction error. For the real-time load and renewable profiles, we randomly generate 50 realizations of the random load $P_i^{\omega,l}[t] + err^l$ and renewable generation $P_i^{\omega,r}[t] + err^r$ with $\beta = 10\%$, respectively, the maximum deviation ranges (away from day-ahead prediction) of which are depicted by the dashed lines in Figure 15.

We first solve the users' optimization problem \mathbf{UPP}_i^ω with the day-ahead prediction load and renewable generation, and obtain the optimal decisions of the charge/discharge and the purchased virtual capacities as a benchmark. Then, given 50 realizations of the real-time load and renewable profiles, we also solve the users' optimization problem \mathbf{UPP}_i^ω , and obtain the corresponding optimal decisions of the charge/discharge and the purchased capacity. We regard the optimal decisions under the day-ahead predicted profiles as the benchmark. For the optimal decisions under 50 realizations of the real-time load and renewable profiles, we show their maximum deviation from the benchmark in Figure 16.

Specifically, for users' optimal decisions, we assume that the aggregator chooses the optimal-profit price p^* computed under the day-ahead prediction. In Figure 16(a), we show the optimal charge and discharge decision at the price p^* under the day-ahead prediction as the black curve (where the positive values represent charge and the negative values represent discharge), and we show the maximum deviations of the optimal decisions under the prediction error away from the decisions of the day-ahead prediction as the blue error bars. In Figure 16(b), we show the optimal purchased virtual capacities from the price zero to price p^* under the day-ahead prediction as the black curve, and we show the maximum deviations under the prediction error away from the day-ahead prediction as the blue error bars.

In Figure 16(a), we can see that, when considering the prediction error, the whole-day optimal charge and discharge decisions will not deviate more than 0.3KW compared with the optimal decisions under the day-ahead prediction. As shown in Figure 16(b), the optimal purchased capacity considering the prediction error will not deviate more than 9% compared with the decisions under the day-ahead prediction. Furthermore, the cost of Type-2 user under the prediction error of $\beta = 10\%$ is within the range [47.5, 53.1] cents, with a maximum deviation of 6% from the minimized cost 49.87 cents under the day-ahead prediction.

APPENDIX O: DIVERSITY OF USERS' LOAD PROFILES IN A LOCALIZED REGION

We refer to the residential load data from [51] and demonstrate that users' load profiles can be significantly diverse in a localized region.

Specifically, we acquired residential load data from [51], which is provided by the Pecan Street Smart Grid Demonstration Program [10]. Over 1000 households in the Mueller community of Austin, Texas, U.S., participated in the program and shared their electricity consumption data with the project. We take the hourly load profiles of four different households on January 1, 2017 as an illustrative example to show diverse

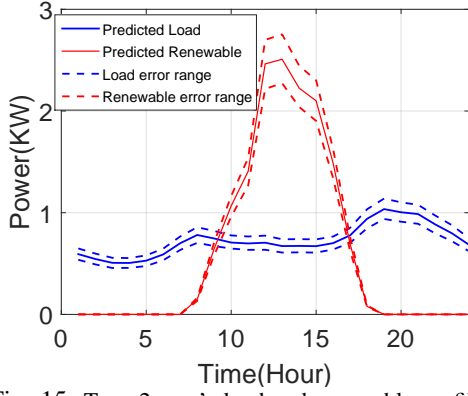


Fig. 15: Type-2 user's load and renewable profiles.

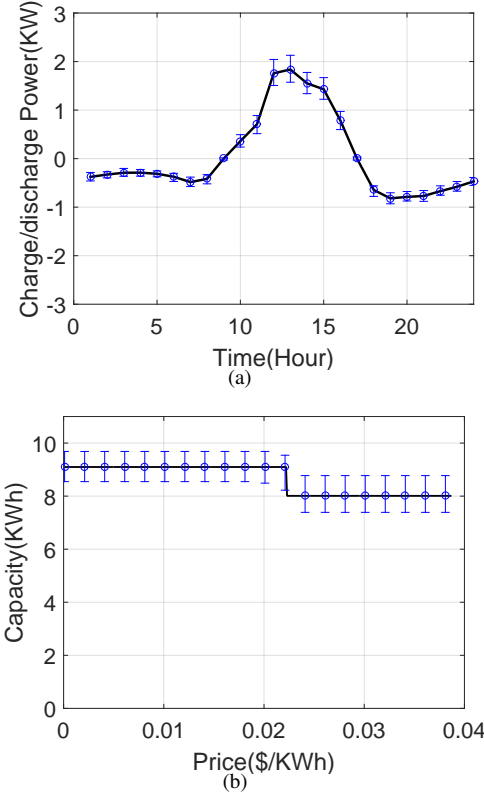


Fig. 16: (a) Type-2 user's optimal charge and discharge decisions; (b) Type-2 user's optimal purchased virtual capacity.

electricity consumption in Figure 17. We see that Household 1's load profile is flat across the whole day, but Household 2 has a peak load at late night (around 22:00). In contrast, the peak load of Household 3 appears in the evening (around 17:00), and the peak load of Household 4 occurs around noon (around 11:00).

Thus, we see that the electricity consumption of different households in one community can be considerably different. Such different load profiles lead to diverse charge and discharge decisions of users, which can potentially reduce the required capacity of the physical storage and save the investment cost as demonstrated in the simulations in Section V of the main text of our paper.

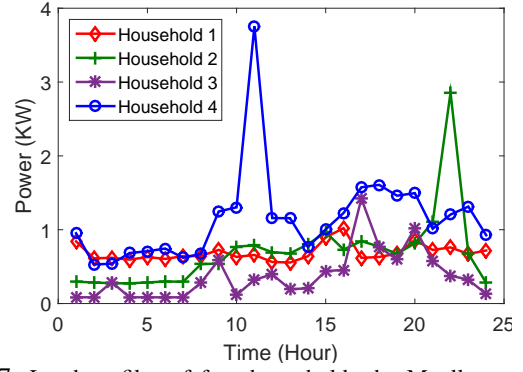


Fig. 17: Load profiles of four households the Mueller community of Austin, Texas U.S. [10].

APPENDIX P: PEAK REDUCTION IN THE SYSTEM

Even though we do not explicitly consider minimizing the system peak load as the objective in our model, we numerically demonstrate that the virtual charge and discharge of users not only helps users cut their electricity bill but also leads to a peak load reduction in the system

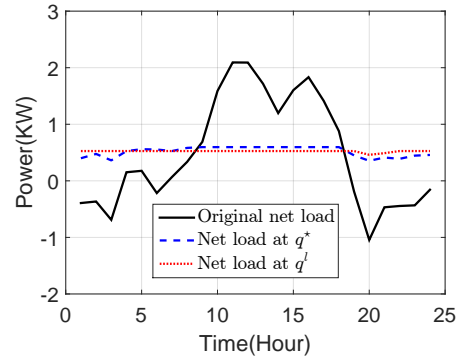
For the purpose of illustration, we depict the results of the peak-load reduction of individual users and the peak-load reduction of the system in Figure 18 of this response letter, considering a three-user system. In Figure 18(a), 18(b) and 18(c), we show three types of users' original net daily load (i.e., load minus the renewable generation) compared with the net load after utilizing the virtual storage (where the blue dashed curve corresponds to the optimal-profit (OP) price q^* and the red dotted curve corresponds to the lowest-nonnegative-profit (LNP) price q^l). We see that each user's peak net-load is shaved significantly by more than 40%.²⁴ In Figure 18(d), we show the aggregated original system net load (i.e., aggregated load minus the aggregated renewable generation of all three users) compared with the aggregated system net load after utilizing the virtual storage (where the blue dashed curve corresponds to the OP price q^* and the red dotted curve corresponds to the LNP price q^l). We see that the aggregated peak load of the system in one day is reduced by 41.7% at q^* and 44.0% at q^l , compared with the system peak load without virtual storage. Thus, the results shown in Figure 18 demonstrate that our model not only reduces users' peak load, but also reduces the system peak, and therefore benefits the whole system.

REFERENCES

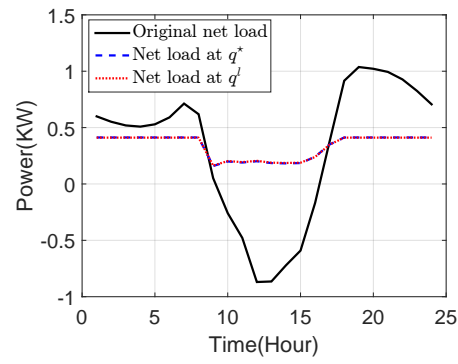
- [1] D. Zhao, H. Wang, J. Huang, and X. Lin, "Pricing-based energy storage sharing and virtual capacity allocation," in *Communications (ICC), 2017 IEEE International Conference on*, May 2017, pp. 1–6.
- [2] X. Luo, J. Wang, M. Dooner, and J. Clarke, "Overview of current development in electrical energy storage technologies and the application potential in power system operation," *Applied Energy*, vol. 137, pp. 511–536, 2015.
- [3] "Tesla powerwall." [Online]. Available: <http://www.energysage.com/solar/solar-energy-storage/tesla-powerwall-home-battery>

²⁴Note that for Type-2 and Type-3 users, their decisions of virtual storage are the same at OP price q^* and at LNP price q^l , and thus the net load curves overlap with each other.

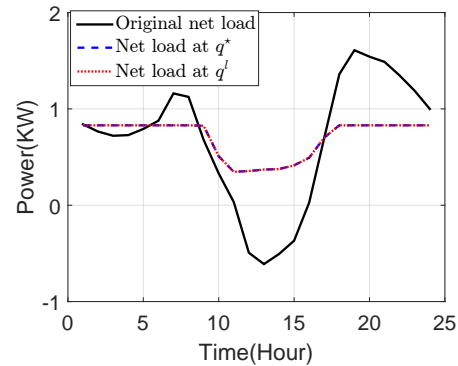
- [4] Q. Zhang, L. Cheng, and R. Boutaba, "Cloud computing: state-of-the-art and research challenges," *Journal of internet services and applications*, vol. 1, no. 1, pp. 7–18, 2010.
- [5] E. Dickinson, *Solar Energy Technology Handbook: 0*. CRC Press, 2018.
- [6] A. C. Orrell, N. A. Foster, J. S. Homer, and S. L. Morris, "2015 distributed wind market report," Pacific Northwest National Lab.(PNNL), Richland, WA (United States), Tech. Rep., 2016.
- [7] H. Wang and J. Huang, "Joint investment and operation of microgrid," *IEEE Trans. on Smart Grid*, vol. 8, no. 2, pp. 833–845, March 2017.
- [8] A. M. Foley, P. G. Leahy, A. Marvuglia, and E. J. McKeogh, "Current methods and advances in forecasting of wind power generation," *Renewable Energy*, vol. 37, no. 1, pp. 1–8, 2012.
- [9] R. H. Inman, H. T. Pedro, and C. F. Coimbra, "Solar forecasting methods for renewable energy integration," *Progress in energy and combustion science*, vol. 39, no. 6, pp. 535–576, 2013.
- [10] "Pecan street grid demonstration program. final technology performance report," Pecan Street Project, Inc., Austin, TX (United States), Tech. Rep., 2015.
- [11] J. D. Craig, "Motivations for market restructuring: evidence from us electricity deregulation," *Energy Economics*, vol. 60, pp. 162–167, 2016.
- [12] E. Parliament, "Understanding electricity markets in the eu," 2016.
- [13] J. Jin and Y. Xu, "Optimal storage operation under demand charge," *IEEE Trans. on Power Systems*, vol. 32, no. 1, pp. 795–808, Jan 2017.
- [14] C. O. Adika and L. Wang, "Non-cooperative decentralized charging of homogeneous households' batteries in a smart grid," *IEEE Trans. on Smart Grid*, vol. 5, no. 4, pp. 1855–1863, July 2014.
- [15] I. Atzeni, L. G. Ordez, G. Scutari, D. P. Palomar, and J. R. Fonollosa, "Demand-side management via distributed energy generation and storage optimization," *IEEE Trans. on Smart Grid*, vol. 4, no. 2, pp. 866–876, June 2013.
- [16] Z. Wang, C. Gu, F. Li, P. Bale, and H. Sun, "Active demand response using shared energy storage for household energy management," *IEEE Trans. on Smart Grid*, vol. 4, no. 4, pp. 1888–1897, Dec 2013.
- [17] J. Yao and P. Venkatasubramanian, "Stochastic games of end-user energy storage sharing," in *Proc. of IEEE CDC*, Dec 2016, pp. 4965–4972.
- [18] —, "Optimal end user energy storage sharing in demand response," in *IEEE SmartGridComm*, Nov 2015, pp. 175–180.
- [19] C. P. Mediawathe, E. R. Stephens, D. B. Smith, and A. Mahanti, "A dynamic game for electricity load management in neighborhood area networks," *IEEE Trans. on Smart Grid*, vol. 7, no. 3, pp. 1329–1336, May 2016.
- [20] W. Tushar, B. Chai, C. Yuen, S. Huang, D. B. Smith, H. V. Poor, and Z. Yang, "Energy storage sharing in smart grid: A modified auction-based approach," *IEEE Transactions on Smart Grid*, vol. 7, no. 3, pp. 1462–1475, May 2016.
- [21] H. Chen, Y. Yu, Z. Hu, H. Luo, C. Tan, and R. Rajagopal, "Energy storage sharing strategy in distribution networks using bi-level optimization approach," in *2017 IEEE Power Energy Society General Meeting*, July 2017, pp. 1–5.
- [22] J. Liu, N. Zhang, C. Kang, D. S. Kirschen, and Q. Xia, "Decision-making models for the participants in cloud energy storage," *IEEE Trans. on Smart Grid*, vol. PP, no. 99, pp. 1–1, 2017.
- [23] W. Wei, F. Liu, and S. Mei, "Energy pricing and dispatch for smart grid retailers under demand response and market price uncertainty," *IEEE Transactions on Smart Grid*, vol. 6, no. 3, pp. 1364–1374, May 2015.
- [24] H. Wang and J. Huang, "Incentivizing energy trading for interconnected microgrids," *IEEE Transactions on Smart Grid*, vol. 9, no. 4, pp. 2647–2657, July 2018.
- [25] F. Lezama, J. Soares, P. Hernandez-Leal, M. Kaisers, T. Pinto, and Z. M. A. do Vale, "Local energy markets: Paving the path towards fully transactive energy systems," *IEEE Transactions on Power Systems*, pp. 1–1, 2018.
- [26] L. Wood, R. Hemphill, J. Howat, R. Cavanagh, S. Borenstein, J. Deason, and L. Schwartz, "Recovery of utility fixed costs: Utility, consumer, environmental and economist perspectives," Lawrence Berkeley National Lab, Berkeley, CA, Tech. Rep., 2016.
- [27] R. Hledik, "Rediscovering residential demand charges," *The Electricity Journal*, vol. 27, no. 7, pp. 82–96, 2014.
- [28] S. Zhao, X. Lin, and M. Chen, "Peak-minimizing online ev charging: Price-of-uncertainty and algorithm robustification," in *IEEE INFOCOM*, 2015, pp. 2335–2343.
- [29] R. L. Fares and M. E. Webber, "The impacts of storing solar energy in the home to reduce reliance on the utility," *Nature Energy*, vol. 2, no. 2, p. 17001, 2017.
- [30] M. Cheng, S. S. Sami, and J. Wu, "Virtual energy storage system for smart grids," *Energy Procedia*, vol. 88, pp. 436–442, 2016.
- [31] —, "Benefits of using virtual energy storage system for power system frequency response," *Applied energy*, vol. 194, pp. 376–385, 2017.
- [32] J. Kwac, J. Flora, and R. Rajagopal, "Lifestyle segmentation based on energy consumption data," *IEEE Transactions on Smart Grid*, vol. 9, no. 4, pp. 2409–2418, July 2018.
- [33] J. A. Jardini, C. M. V. Tahan, M. R. Gouvea, S. U. Ahn, and F. M. Figueiredo, "Daily load profiles for residential, commercial and industrial low voltage consumers," *IEEE Transactions on Power Delivery*, vol. 15, no. 1, pp. 375–380, Jan 2000.
- [34] H. Wang and J. Huang, "Incentivizing energy trading for interconnected microgrids," *IEEE Trans. on Smart Grid*, vol. PP, no. 99, pp. 1–13, 2016.
- [35] Y. Guo and Y. Fang, "Electricity cost saving strategy in data centers by using energy storage," *IEEE Trans. on Parallel and Distributed Systems*, vol. 24, no. 6, pp. 1149–1160, 2013.
- [36] E. A. Ok, *Real analysis with economic applications*. Princeton University Press, 2007.
- [37] G. Dantzig, *Linear programming and extensions*. Princeton university press, 2016.
- [38] A. Altman and J. Gondzio, "Regularized symmetric indefinite systems in interior point methods for linear and quadratic optimization," *Optimization Methods and Software*, vol. 11, no. 1-4, pp. 275–302, 1999.
- [39] "Understanding energy use and prices,," [Online]. Available: https://www.pge.com/tariffs/energy_use_prices.shtml
- [40] "Summary of wind and solar meteorological data in hong kong," [Online]. Available: <http://jianwei.ie.cuhk.edu.hk/energy.html>
- [41] U. D. of Energy, "The rise of community wind power in japan: Enhanced acceptance through social innovation," 2012.
- [42] Y. Maruyama, M. Nishikido, and T. Iida, "Community wind benefits," *Energy Policy*, vol. 35, no. 5, pp. 2761–2769, 2007.
- [43] "Data of virtual storage sharing," [Online]. Available: <https://drive.google.com/open?id=1i5FCmfWU33Sv0iogQWGA5ik0Bykzfj>
- [44] A. B. Berkelaar, K. Roos, and T. Terlaky, "The optimal set and optimal partition approach to linear and quadratic programming," in *Advances in Sensitivity Analysis and Parametric Programming*. Springer, 1997, pp. 159–202.
- [45] "Chevy bolt production confirmed for 2016," [Online]. Available: <http://www.hybridcars.com/chevy-bolt-production-confirmed-for-2016>
- [46] "Electric vehicle battery cost dropped 80% in 6 years down to \$227/kwh," [Online]. Available: <https://electrek.co/2017/01/30/electric-vehicle-battery-cost-dropped-80-6-years-227kwh-tesla-190kwh>
- [47] "Lithium-ion battery costs and markets," [Online]. Available: <https://data.bloomberglp.com/bnef/sites/14/2017/07/BNEF-Lithium-ion-battery-costs-and-market.pdf>
- [48] P. S. E. Inc., "Costs of utility distributed generators, 1-10 mw: Twenty-four case studies," EPRI, Palo Alto, CA, and Cooperative Research Network, Arlington, VA: 2003. 1007760.
- [49] H. Pandi, Y. Wang, T. Qiu, Y. Dvorkin, and D. S. Kirschen, "Near-optimal method for siting and sizing of distributed storage in a transmission network," *IEEE Trans. on Power Systems*, vol. 30, no. 5, pp. 2288–2300, Sept 2015.
- [50] D. Lachut, N. Banerjee, and S. Rollins, "Predictability of energy use in homes," in *Green Computing Conference (IGCC), 2014 International*. IEEE, 2014, pp. 1–10.
- [51] "Dataport from pecan street," [Online]. Available: <https://dataport.cloud>



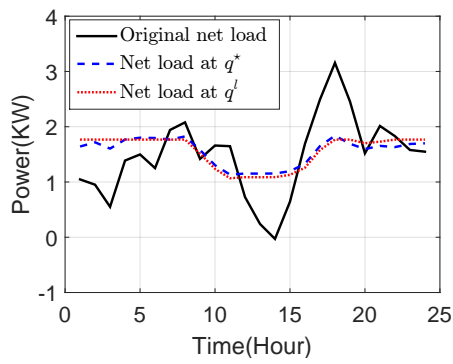
(a)



(b)



(c)



(d)

Fig. 18: Net load of (a) Type-1 user; (b) Type-2 user; (c) Type-3 user; (d) the system.