

Estimating Information-Theoretic Quantities with Random Forests

Richard Guo¹, Cencheng Shen², Joshua T. Vogelstein^{1,3}

¹ Department of Biomedical Engineering, Johns Hopkins University

² Department of Applied Economics and Statistics, University of Delaware

³ Institute for Computational Medicine, Johns Hopkins University

Information-theoretic quantities, such as mutual information and conditional entropy, are useful statistics for measuring the dependence between two random variables. However, estimating these quantities in a non-parametric fashion is difficult, especially when the variables are high-dimensional, a mixture of continuous and discrete values, or both. In this paper, we propose a decision forest method, Conditional Forests (CF), to estimate these quantities. By combining quantile regression forests with honest sampling, and introducing a finite sample correction, CF improves finite sample bias in a range of settings. We demonstrate through simulations that CF achieves smaller bias and variance in both low- and high-dimensional settings for estimating posteriors, conditional entropy, and mutual information. We then use CF to estimate the amount of information between neuron class and other cellular features.

1 Introduction

In data science investigations, it is often crucial to ask whether a relationship exists between a pair of disparate data modalities. Only when statistically significant relationships are discovered is further investigation warranted. For example, deciphering relationships is fundamental in high-throughput screening for drug discovery, precision medicine, and causal analyses [1–3]. From an information theoretic perspective, this question can be answered through two closely related quantities, conditional entropy and mutual information. Suppose we are given a pair of random variables (X, Y) , where X is a d -dimensional vector and Y is a 1-dimensional, categorical variable of interest. Conditional entropy $H(Y|X)$ measures the remaining uncertainty in Y given the outcome of X . On the other hand, mutual information quantifies the shared information between X and Y .

Although both statistics are readily estimated when X and Y are low-dimensional and "nicely" distributed, an important problem arises in measuring these quantities from higher-dimensional data in a nonparametric fashion [4]. Additional issues emerge when dealing with mixtures of continuous and discrete random variables [5].

We present Conditional Forests (CF) to estimate these information-theoretic quantities. Conditional forests combine quantile regression forests [6] with honest sampling [7], and introduce a finite sample correction to improve performance while preserving asymptotic consistency. Simulation demonstrate CF performs well in low and high-dimensional settings for estimating conditional distributions and conditional entropy. We extend our algorithm to estimate mutual information which compares favorably to state-of-the-art methods. Finally, we provide a real-world application of our estimator by measuring information contained in *Drosophila* neuron types about the biological neural network (connectome), achieving a significantly larger estimate, as compared to other methods, of mutual information between graph topology and vertex type.

2 Problem Formulation and Related Works

Suppose we are given two random variables X and Y with support sets \mathcal{X} and \mathcal{Y} respectively. Let x, y denote specific values that the random variables take on and $p(x), p(y)$ be the probabilities of $X = x$ and $Y = y$. The unconditioned Shannon entropy of Y is: $H(Y) = \sum_{y \in \mathcal{Y}} p(y) \log p(y)$. Analogously, conditional entropy is:

$$H(Y|X) = \sum_{x \in \mathcal{X}} p(x) H(Y|X = x) = - \sum_{x \in \mathcal{X}} p(x) \sum_{y \in \mathcal{Y}} p(y|x) \log p(y|x), \quad (1)$$

where $p(y|x)$ is the conditional probability that $Y = y$ given $X = x$ and $H(Y|X = x)$ is the entropy of Y conditioned on X equaling x . In the case of a continuous random variable, the sum over the corresponding support is replaced with an integral. Mutual information, $I(X, Y)$ can be computed from conditional entropy.

Namely,

$$I(X, Y) = H(Y) - H(Y|X) = H(X) - H(X|Y) \quad (2)$$

However, a much more common approach to computing mutual information is the $3-H$ principle [5]. $I(X, Y) = H(Y) + H(X) - H(X, Y)$ Mutual information has many appealing properties, such as symmetry, and is widely used in data science applications [5]. The most popular approaches for estimating mutual information rely on the $3-H$ principle. Different family of entropy estimators include kernel density estimates and ensembles of k -NN estimators [8–11]. One method, the KSG estimator, popularized by excellent empirical performance, improves k -NN estimates via heuristics [12]. Other approaches include binning, von Mises estimators, etc. [13, 14].

However, many modern datasets contain a mixture of discrete and continuous variables. In these general mixture spaces, few of the above methods work well. This is mainly because individual entropies ($H(X)$, $H(Y)$, $H(Y, X)$) are not well defined or easily estimated; thus invalidating the $3-H$ approach [5]. A recent approach, referred to as Mixed KSG, focuses on this issue by modifying the KSG estimator for mixed data [5].

Computing both mutual information and conditional entropy becomes difficult in higher dimensional data. Numerical summations or integration becomes computationally intractable and nonparametric methods (k -NN, kernel density estimates, binning, etc.) typically do not scale well with increasing dimensions [15]. A neural network approach addresses this issue and scales better in high-dimensions [4]. However, existing open implementations require X and Y to be the same dimension, which does not fit the scope of this paper.

We address both problems of mixed spaces and high-dimensionality by proposing a decision forest method for estimating conditional entropy under the framework that X is any d -dimensional random vector and Y is categorical. Because we restrict Y to be categorical, we can easily use our estimator to compute mutual information using Equation 2. At the conclusion of this paper, we discuss future work on extending our estimator for other settings.

3 Random Forest Estimate of Conditional Entropy

Background

CART Random Forest is a robust, powerful algorithm that leverages ensembles of decision trees for classification and regression tasks [16]. In a study of over 100 classification problems, Fernández-Delgado et al. [17] showed that random forests have the best performance over 178 other classifiers. Furthermore, random forests are highly scalable. Efficient implementations can build a forest of 100 trees from 110 Gigabyte data ($n = 10,000,000$, $d = 1000$) in little more than an hour [18].

A brief summary of the algorithm is given as follows: Given a labeled set of data $\{(x_1, y_1), \dots, (x_n, y_n)\} \subset \mathbb{R}^d \times \mathbb{R}$ as an input, individual decision trees are grown by recursively splitting a randomly selected subsample of the input data based on an impurity measure [16]. The randomly subsampled points used in tree construction are called the 'in-bag' samples, while those that are left out (usually for evaluation) are called 'out-of-bag' samples. Additionally, only a random subset of features in X are considered for each tree. The trees are grown until nodes reach a certain minimum number of samples. The bottom-most nodes are called leaf nodes. For regression tasks, an individual decision tree predicts the response value for a given x by averaging the y values in the leaf node that x "falls" into. The random forests algorithm then outputs the average of the response values from all decision trees in the ensemble. For classification tasks, averaging is replaced by a plurality vote.

Conditional Forests

We now present **conditional forests** (CF). Unlike CART forests, conditional forests employ techniques that provide an asymptotically unbiased estimate of the conditional entropy, and empirically a minimally biased estimate in practice.

Suppose we have a decision forest trained on data drawn from random variables (X, Y) . Given a point $x \in X$, the samples in each appropriate leaf node can be viewed as the remaining uncertainty about y after knowing x . In other words, leaf estimators in each decision tree represent the posterior distribution of Y given the value of X [19]. By aggregating the samples in leaf nodes across multiple decision trees in the random forest ensemble, we arrive at an estimate for the conditional distribution of Y given $X = x$, $\hat{P}(Y|X = x)$. Plugging this result

into the entropy equation yields $\hat{H}(Y|X = x)$. Finally, in order to estimate conditional entropy, we note that conditional entropy can be written as an expected value (See Equation (1)): $H(Y|X) = \mathbb{E}_X[H(Y|X = x)]$. Thus, given a dataset X of size n , the conditional entropy estimate is just the sample mean of $\hat{H}(Y|X = x)$ values: $\hat{H}(Y|X) = \frac{1}{n} \sum_{x \in X} \hat{H}(Y|X = x)$.

There are two main differences between CART random forest and conditional forests. First, we employ honest subsampling [7, 20]. Honest subsampling partitions the data into structure and estimation points. estimators in each leaf node but are not allowed to affect construction. Honest subsampling empirically results in less biased estimates, and is required for certain theoretical guarantees for random forests [21].

Additionally, conditional forests address issues that arise when building probability distributions from finite samples. When Y is categorical, all samples in a leaf estimator may belong to one class even though the probabilities for other classes are nonzero. As a result, the empirical distribution function is biased and does not accurately capture the population class probabilities. To remedy this, we adapt a robust finite sampling technique described in Vogelstein et al. [22]. We replace all zero probabilities with $1/k\eta$ where η is the number of samples in a leaf node and k is the number of unique Y values. Similarly, we replace all one probabilities with $1 - (k - 1)/k\eta$. The conditional forest estimator is described in detail in Algorithm 1.

Pseudocode 1 Conditional Forests Estimator for Conditional Entropy

```

1: Input: data  $(x_i, y_i) \in (X, Y)$ , size  $n$ , number of features  $d$ ,
2: Hyperparameters:  $n\_trees$ ,  $min\_samples\_leaf$ ,  $max\_depth$ ,  $max\_features$ 
3: for  $i$  in  $range(n\_trees)$  do
4:   Partition data into STRUCT, EST, EVAL sets
5:   Train decision tree on STRUCT
6:   for  $(x_i, y_i)$  in EST do
7:     Get leaf that  $x_i$  "falls" into
8:     Add  $y_i$  to leaf
9:   end for
10: end for
11: Initialize empty array estimates
12: for  $(x_i, y_i)$  in EVAL subsamples do
13:   Initialize empty array posterior
14:   for tree in random forest do
15:     Get leaf that  $x_i$  "falls" into
16:     Add  $y$  samples in leaf to posterior
17:   end for
18:   Construct  $\hat{P}(Y|X = x_i)$  from posterior counts and robust finite sampling
19:   Compute  $\hat{H}(Y|X = x_i)$ 
20:   Add  $\hat{H}(Y|X = x_i)$  to estimates
21: end for
22: return  $mean(estimates)$ 

```

Training and Hyperparameter Tuning

Tree Construction

In constructing random forests, the two main considerations are 1) how to split the leaves and 2) how to introduce randomness between trees. Since we focus on Y being categorical, we split leaves by minimizing gini impurity, a measure popularized by its great performance in classification [19]. To introduce randomness, we randomly partition our data into structure, estimation, and evaluation data points during the honest sampling step. This technique is used in Denil, Matheson, and Freitas both for its good performance and as a requirement for theoretical consistency [7]. Additionally, when our data is multi-dimensional, we select a random combination of features.

Hyperparameters

Several hyperparameters can be set when constructing random forests. These include minimum samples in a leaf in order for it to undergo a split ($min_samples_leaf$), maximum tree depth (max_depth), number of features to subsample ($max_features$), and number of trees (n_trees). Fortunately, however, random forest has been shown in practice to be very robust to hyperparameters [23]. For conditional forests, we allow our trees to grow relatively deep ($max_depth = range(30, 40)$) and use general rule-of-thumbs for the other choices ($min_samples_leaf = 6$, $max_features = \sqrt{d}$, $n_trees = 300$).

Consistency

We begin by summarizing the theoretical results shown in Athey, Tibshirani, and Wager [21]. Suppose we have a dataset $(X_i, Y_i) \in \mathcal{X} \times \mathcal{Y}$ and are seeking forest estimates of $\theta(x)$ defined by a local estimating equation¹ of the form:

$$\mathbb{E}[\psi_{\theta(x)}(Y_i)|X_i = x] = 0 \quad \forall x \in \mathcal{X}, \quad (3)$$

where $\psi(\cdot)$ is a scoring function. To simplify notation, let $M_{\theta(x)} := \mathbb{E}[\psi_{\theta(x)}(Y_i)|X_i = x]$. Random forests provide a consistent estimate to the estimating equation under the following assumptions (see Athey, Tibshirani, and Wager [21] for details):

- [0] $M_{\theta(x)}$ varies smoothly in the parameters.
- [1] For fixed θ , $M_{\theta(x)}$ is Lipschitz continuous in x .
- [2] ψ -functions are regular.
- [3] For any weights α_i with $\sum \alpha_i = 1$, the estimating equation (3) returns a minimizer $\hat{\theta}$ that approximately solves $\|\sum_{i=1}^n \alpha_i \psi_{\hat{\theta}}(Y_i)\|_2 \leq C \max(\alpha_i)$ for some constant $C \geq 0$.
- [4] The score function ψ_{θ} is a negative subgradient of a convex function and M_{θ} is the negative gradient of a strongly convex function.
- [5] All trees are honest and symmetric

Using these theoretical results as a starting point, we state the following theorem which follows immediately from the theorems of Athey *et al.* and Meinshausen [6, 21]:

Theorem 1: *Under Assumptions [0] through [5], conditional entropy forests provides a consistent estimate for conditional entropy and mutual information.*

Proof. From the main theorem 1 of [6], as sample size $n \rightarrow \infty$ it holds pointwise that

$$\sup_{y \in \mathcal{R}} |\hat{F}(y|X = x) - F(y|X = x)| \rightarrow 0,$$

it follows that

$$\sup_{y \in \mathcal{R}} |\hat{p}(y|X = x) - p(y|X = x)| \rightarrow 0.$$

Since the estimated conditional entropy is a function of $\hat{p}(y|X = x)$ and $\hat{p}(y)$, both of which are bounded in $[0, 1]$ and converge to the population (the MLE for $p(y)$ is immediately available when y is categorical), the estimated conditional entropy and mutual information converge to the truth. \square

Simulated Experiments on Conditional Distribution and Entropy Estimation

In this section, we perform simulations to demonstrate that the conditional forests provide good estimates of conditional entropy in low and high-dimensional settings.

We begin by first comparing the effect honesty and robust finite sampling has on estimating the posterior distributions. Consider the following setting: let Y be Bernoulli with 50% probability to be either $+1$ or -1 ; let X be normally distributed with mean $y \times \mu$ and variance one, where μ is a hyperparameter controlling effect size. A CART random forest, random forest with honest subsampling, and conditional forest (using both honest sampling

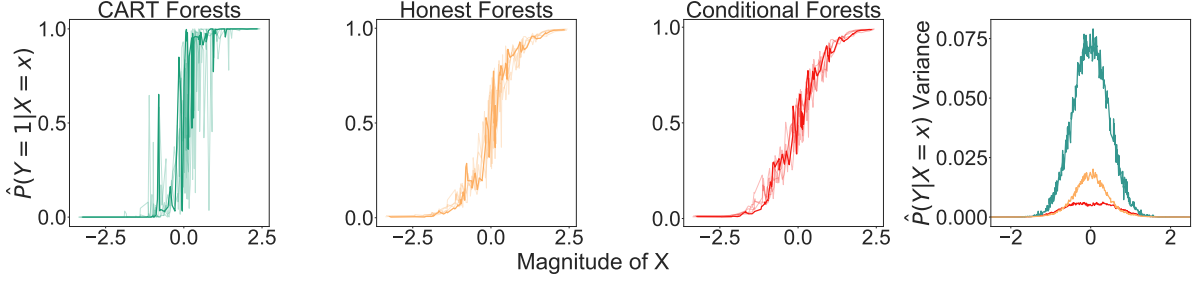


Figure 1: Comparison of estimated posterior distributions using random forest algorithms. Left plots show posterior distribution of $Y = 1$ given x from CART, honest, and CF. Five trials are plotted for each algorithm. Right-most plot shows variance, over 500 trials, of posterior estimates vs x . $\mu = 1$, $n = 10,000$ for all plots.

and finite sample correction) are trained on data drawn from the above distribution with $\mu = 1$. We estimate posterior distributions as described in Algorithm 1 and plot the posterior for $Y = 1$ in Figure 1.

As x increases, the probability that \hat{y} is one increases. Thus, unsurprisingly, all random forest algorithms have $P(Y = 1)$ decrease to 0 as x becomes more negative, and increase to 1 as x becomes more positive. However, the posterior estimated from conditional forests has significantly lower variance than both normal CART forests and honest forests (Figure 1, right).

These better posterior estimates from conditional forests carry over to better estimates of conditional entropy. In the top two plots for Figure 2, we see that conditional forest estimates converge to truth as sample size increases, while honest forest estimates and CART forest estimates are biased. We also see conditional forest estimates behave correctly as μ increases. The conditional entropies drop to 0 as the two Gaussians grow farther apart.

For the high-dimensional experiment, we change X to be multivariate Gaussians, where the mean of the first dimension is still $y \times \mu$ but each additional dimension has mean 0 and identity covariance²: $X \sim \mathcal{N}(\underbrace{(y\mu, 0, \dots, 0)}_d, \underbrace{\mathbb{I}}_{\text{Identity matrix}})$

Bottom plots for Figure 2 show that when $d = 40$, our conditional forest estimate still converges to truth as sample size increases. Interestingly, the bias in honest forests is also improved in this multi-dimensional setting.

4 Mutual Information Estimation

We proceed to extend our conditional forest estimate mutual information. Because Y is categorical, one can estimate $H(Y)$ by plugging in sample frequencies for each class divided by total number of samples. Plugging this result and our estimate of conditional entropy into Equation 2 yields mutual information. We compare CF to the KSG and mixed KSG estimators of mutual information [5, 12]. The simulated settings are modified mixtures of Gaussians.

The first setting is a mixture of two spherically symmetric Gaussians. The second setting focuses on nonlinear discriminant boundaries by setting the variances of one of the classes to > 1 and requiring $d > 2$:

$$X|Y = 1 \sim \mathcal{N}((\mu, 0), \begin{bmatrix} 3 & 0 \\ 0 & 1 \end{bmatrix}), \quad X|Y = -1 \sim \mathcal{N}((-\mu, 0), \mathbb{I}) \quad (4)$$

Next, we study the effect on mutual information estimators when classes are imbalanced. We fix $\mu = 1$ but vary a different hyperparameter p , where $P(Y = 1) = p$ and $P(Y = -1) = 1 - p$. The fourth setting emphasizes a discontinuous separating boundary between the two classes. To do this, we truncate the Gaussians so $X|Y = -1 < 0$ and $X|Y = 1 > 0$. Because there is always a separating boundary between the two classes, mutual information is maximal and does not change as μ varies. Finally, the last setting is three classes of multivariate Gaussians. More specifically,

$$X|Y = 0 \sim \mathcal{N}((0, \mu), \mathbb{I}), \quad X|Y = 1, \sim \mathcal{N}((\mu, 0), \mathbb{I}), \quad X|Y = 2 \sim \mathcal{N}((-\mu, 0), \mathbb{I}) \quad (5)$$

We compute normalized mutual information, $I(X, Y)/\min(H(X), H(Y))$, for each setting when $d = 6$ and $d =$

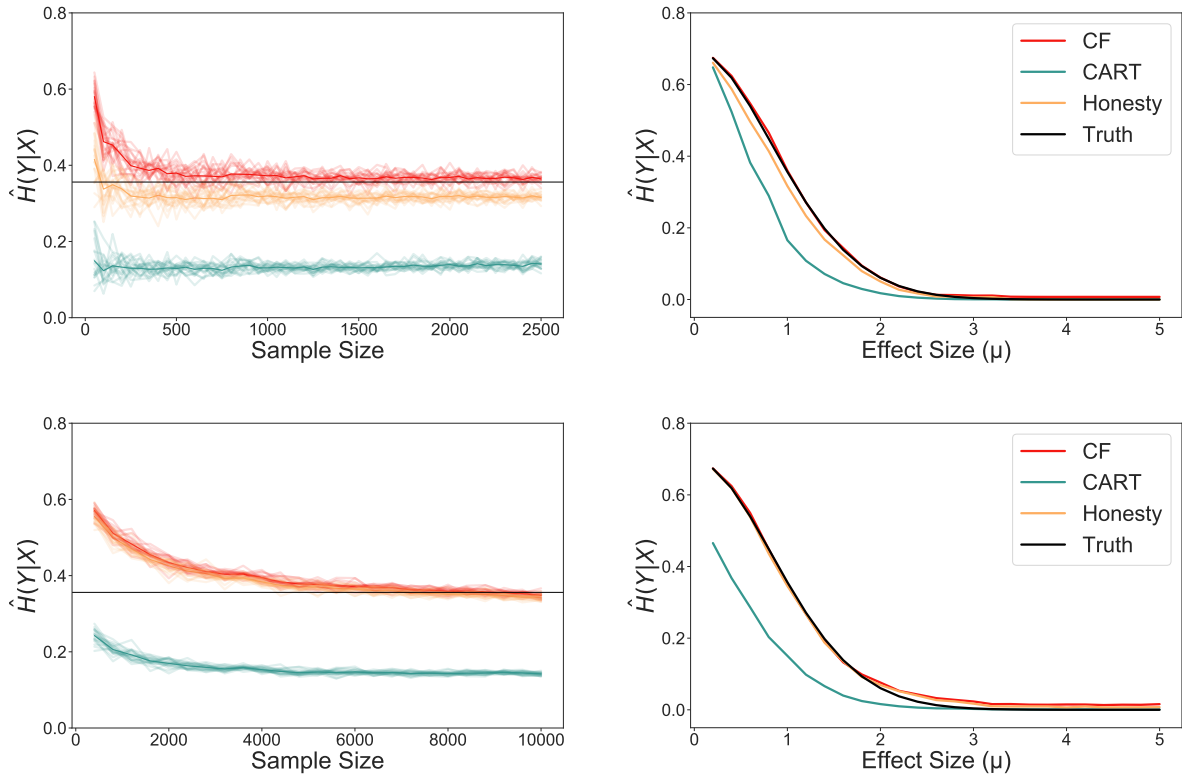


Figure 2: Behavior of random forest estimates for conditional entropy. Top plots are for $d = 1$; bottom plots are for $d = 40$. The left plot shows estimates vs. increasing sample size ($\mu = 1$). Twenty trials are plotted with high transparency to show variance. Right plot shows estimates vs. increasing μ ($n = 6000$ for $d = 1$ and $n = 10,000$ for $d = 40$).

40; each added dimension is an independent, standard Gaussian. Again, because every additional dimension is noise, mutual information does not change. [24].

Figure 3 shows the performance of each estimator. When $d = 6$, conditional forests, KSG, and mixed KSG all do reasonably well. However, when the Gaussians are truncated, the KSG estimator is not able to discern the separating boundary. The mixed KSG does better but still suffers a bias when the two classes are close (μ is small). Only the conditional forest estimator converges to truth. When $d = 40$, the KSG estimator suffers a significant bias while the mixed KSG drops to 0 completely.

On the other hand, the conditional forest estimator correctly returns estimates equal or almost equal to the lower dimensional setting. Finally, when we extend the Gaussian setting to three classes, the KSG suffers a worse bias in both low and high-dimensional settings.

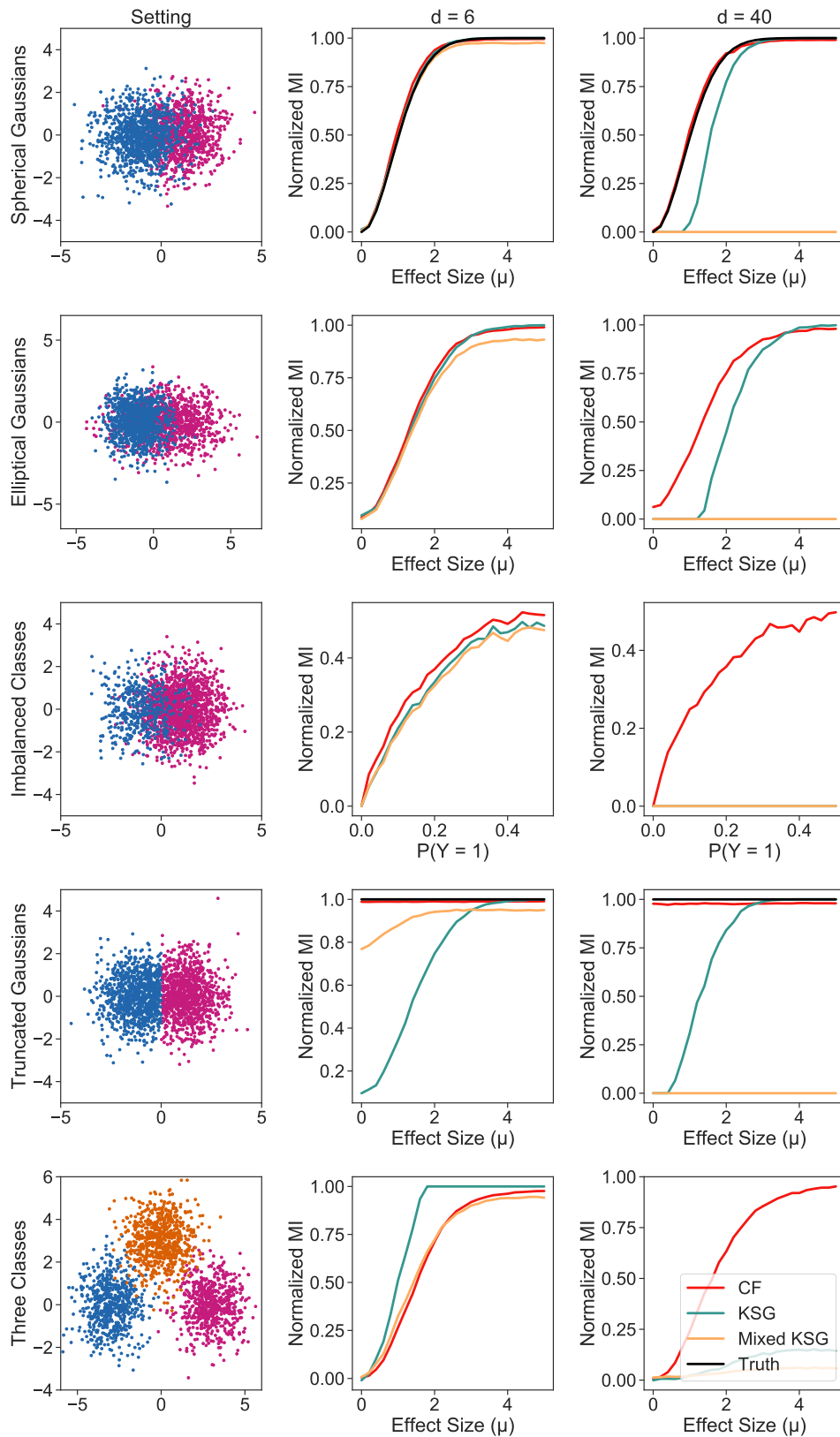


Figure 3: Mutual information estimates in different Gaussian settings. Left-most column shows from top-down: mixed Gaussian setting with spherical covariance, elliptical covariance, imbalanced classes ($Y = 1$ with probability p), truncation, and three classes. Middle column shows CF, KSG, and Mixed KSG estimates vs. increasing μ when $d = 6$. Note, for imbalanced classes, $\mu = 1$ and p increases. Right column is identical to middle except $d = 40$.

5 Mutual Information in Drosophila Neural Network (Connectome)

An immediate application of our random forest estimate of conditional entropy is measuring information contained in neuron types for the larval *Drosophila* mushroom body (MB) connectome [25]. This dataset, obtained via serial section transmission electron microscopy, provides a real and important example for investigation into synapse-level structural connectome modeling [26].

This connectome consists of 213 different neurons ($n = 213$) with four distinct cell types: Kenyon Cells (KC), Input Neurons (MBIN), Output Neurons (MBON), and Projection Neurons (PN). Each neuron comes with a mixture of categorical and continuous features (claw, age, dist, cell type) ($d = 4$). An important initial scientific question is the extent to which different neuron types correspond to other neuron features. We can compute normalized mutual information with Y as the neuron type and X as the other features. We expect mutual information to be high (Figure 4). However, from our estimates, only conditional forest is able to detect significant shared information between neuron type and neural features (Table 1).

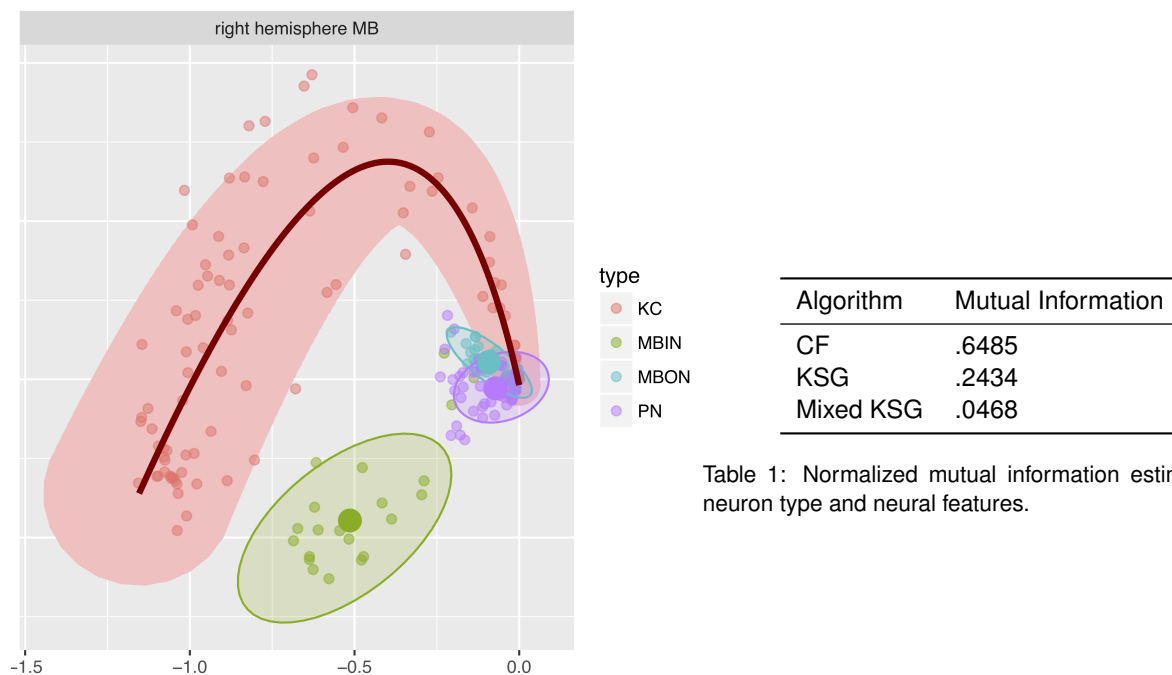


Figure 4: Adjacency spectral embedding applied to the MB connectome shows clear cluster groups for each neuron type. This suggests a strong dependency between neuron type and neural features.

6 Conclusion

We presented conditional forests, a nonparametric method of estimating conditional entropy through randomized decision trees. Empirically, conditional forests performs well in low and high dimensional settings. Furthermore, when extending our estimator to estimate mutual information, conditional forest performs better than the mixed KSG and KSG estimators in a variety settings.

Although in this paper focuses on categorical Y , it is easy to modify the conditional forest algorithm for continuous Y as well. Regression trees can be used in place of classification trees. Computing the posterior distribution $\hat{P}(Y|X = x)$ can be accomplished with a kernel density estimate instead of simply binning the probabilities. When Y is multivariate, a heuristic approach such as subsampling Y dimensions or using multivariate random forests (cite paper) can be explored.

On the theoretical side, important next steps include rigorous proofs for convergence rates. Studying the behavior of conditional forest estimates in more complicated nonlinear, high-dimensional settings should be explored as

well. Practical applications such as dependence testing and k -sample testing for high-dimensional, nonlinear data will be natural applications for these information theoretic estimates.

Bibliography

- [1] J. H. Zhang, T. D. Chung, and K. R. Oldenburg, "A simple statistical parameter for use in evaluation and validation of high throughput screening assays," *J Biomol Screen*, vol. 4, no. 2, pp. 67–73, 1999. [1](#)
- [2] J. W. Prescott, "A quantitative imaging biomarkers: the application of advanced image processing and analysis to clinical and preclinical decision making," *J Digit Imaging*, vol. 26, no. 1, pp. 97–108, Feb. 2013.
- [3] J. Pearl, *Causality: Models, Reasoning, and Inference*. New York, NY, USA: Cambridge University Press, 2000. [1](#)
- [4] M. I. Belghazi, A. Baratin, S. Rajeshwar, S. Ozair, Y. Bengio, A. Courville, and D. Hjelm, "Mutual information neural estimation," in *Proceedings of the 35th International Conference on Machine Learning*, ser. Proceedings of Machine Learning Research, J. Dy and A. Krause, Eds., vol. 80. Stockholm, Sweden: PMLR, 10–15 Jul 2018, pp. 531–540. [Online]. Available: <http://proceedings.mlr.press/v80/belghazi18a.html> [1](#), [2](#)
- [5] W. Gao, S. Kannan, S. Oh, and P. Viswanath, "Estimating mutual information for discrete-continuous mixtures," in *Advances in Neural Information Processing Systems 30*, I. Guyon, U. V. Luxburg, S. Bengio, H. Wallach, R. Fergus, S. Vishwanathan, and R. Garnett, Eds. Curran Associates, Inc., 2017, pp. 5986–5997. [Online]. Available: <http://papers.nips.cc/paper/7180-estimating-mutual-information-for-discrete-continuous-mixtures.pdf> [1](#), [2](#), [5](#)
- [6] N. Meinshausen, "Quantile regression forests," *Journal of Machine Learning Research*, vol. 7, pp. 983–999, 2006. [1](#), [4](#)
- [7] M. Denil, D. Matheson, and N. D. Freitas, "Narrowing the gap: Random forests in theory and in practice," in *Proceedings of the 31st International Conference on Machine Learning*, ser. Proceedings of Machine Learning Research, E. P. Xing and T. Jebara, Eds., vol. 32, no. 1, Jun 2014, pp. 665–673. [1](#), [3](#)
- [8] J. Beirlant, E. J. Dudewicz, L. Györfi, and E. C. Van Der Meulen, "Nonparametric entropy estimation: An overview," *International Journal of Mathematical and Statistical Sciences*, vol. 6, no. 1, pp. 17–39, 1997. [Online]. Available: <http://citeseerx.ist.psu.edu/viewdoc/download?doi=10.1.1.87.5281&rep=rep1&type=pdf> [2](#)
- [9] N. Leonenko, L. Pronzato, and V. Savani, "Estimation of entropies and divergences via nearest neighbors," 2008.
- [10] T. B. Berrett, R. J. Samworth, and M. Yuan, "Efficient multivariate entropy estimation via k -nearest neighbour distances," *Ann. Statist.*, vol. 47, no. 1, pp. 288–318, 02 2019. [Online]. Available: <https://doi.org/10.1214/18-AOS1688>
- [11] K. Sricharan, D. Wei, and A. O. Hero, "Ensemble estimators for multivariate entropy estimation," *IEEE Trans Inf Theory*, vol. 59, no. 7, pp. 4374–4388, Jul 2013. [2](#)
- [12] A. Kraskov, H. Stögbauer, and P. Grassberger, "Estimating mutual information," *Phys. Rev. E*, vol. 69, p. 066138, Jun 2004. [Online]. Available: <https://link.aps.org/doi/10.1103/PhysRevE.69.066138> [2](#), [5](#)
- [13] A. M. Fraser and H. L. Swinney, "Independent coordinates for strange attractors from mutual information," *Phys. Rev. A*, vol. 33, pp. 1134–1140, Feb 1986. [Online]. Available: <https://link.aps.org/doi/10.1103/PhysRevA.33.1134> [2](#)
- [14] K. Kandasamy, A. Krishnamurthy, B. Póczos, L. Wasserman, and j. m. robins, "Nonparametric von mises estimators for entropies, divergences and mutual informations," in *Advances in Neural Information Processing Systems 28*, C. Cortes, N. D. Lawrence, D. D. Lee, M. Sugiyama, and R. Garnett,

- Eds. Curran Associates, Inc., 2015, pp. 397–405. [Online]. Available: <http://papers.nips.cc/paper/5911-nonparametric-von-mises-estimators-for-entropies-divergences-and-mutual-informations.pdf> 2
- [15] S. Gao, G. V. Steeg, and A. Galstyan, “Efficient estimation of mutual information for strongly dependent variables,” *CoRR*, vol. abs/1411.2003, 2014. [Online]. Available: <http://arxiv.org/abs/1411.2003> 2
- [16] L. Breiman, “Random forests,” *Machine Learning*, vol. 45, no. 1, pp. 5–32, Oct 2001. 2
- [17] M. Fernández-Delgado, E. Cernadas, S. Barro, and D. Amorim, “Do we need hundreds of classifiers to solve real world classification problems?” *Journal of Machine Learning Research*, vol. 15, pp. 3133–3181, 2014. 2
- [18] B. Li, X. Chen, M. J. Li, J. Z. Huang, and S. Feng, “Scalable random forests for massive data,” in *Proceedings of the 16th Pacific-Asia Conference on Advances in Knowledge Discovery and Data Mining - Volume Part I*, ser. PAKDD’12. Berlin, Heidelberg: Springer-Verlag, 2012, pp. 135–146. [Online]. Available: http://dx.doi.org/10.1007/978-3-642-30217-6_12 2
- [19] T. Hastie, R. Tibshirani, and J. Friedman, *The Elements of Statistical Learning*, ser. Springer Series in Statistics. New York, NY, USA: Springer New York Inc., 2001. 2, 3
- [20] L. Breiman, *Classification and Regression Trees*. Routledge, 1984. 3
- [21] S. Athey, J. Tibshirani, and S. Wager, “Generalized random forests,” *Ann. Stat.*, vol. 47, no. 2, pp. 1148–1178, Apr. 2019. [Online]. Available: <https://projecteuclid.org/euclid.aos/1547197251> 3, 4
- [22] J. T. Vogelstein, W. G. Roncal, R. J. Vogelstein, and C. E. Priebe, “Graph classification using signal-subgraphs: Applications in statistical connectomics,” *IEEE Transactions on Pattern Analysis and Machine Intelligence*, vol. 35, no. 7, pp. 1539–1551, July 2013. 3
- [23] P. Probst, A.-L. Boulesteix, and B. Bischl, “Tunability: Importance of hyperparameters of machine learning algorithms,” *Journal of Machine Learning Research*, vol. 20, no. 53, pp. 1–32, 2019. [Online]. Available: <http://jmlr.org/papers/v20/18-444.html> 4
- [24] A. Ramdas, S. J. Reddi, B. Póczos, A. Singh, and L. Wasserman, “On the decreasing power of kernel and distance based nonparametric hypothesis tests in high dimensions,” ser. AAAI. AAAI Press, 2015, pp. 3571–3577. 6
- [25] K. Eichler, F. Li, A. Litwin-Kumar, Y. Park, I. Andrade, C. M. Schneider-Mizell, T. Saumweber, A. Huser, C. Eschbach, B. Gerber, R. D. Fetter, J. W. Truman, C. E. Priebe, L. F. Abbott, A. S. Thum, M. Zlatic, and A. Cardona, “The complete connectome of a learning and memory centre in an insect brain,” *Nature*, vol. 548, no. 7666, pp. 175–182, 08 2017. 8
- [26] J. T. Vogelstein, E. W. Bridgeford, B. D. Pedigo, J. Chung, K. Levin, B. Mensh, and C. E. Priebe, “Connectal coding: discovering the structures linking cognitive phenotypes to individual histories,” *Curr. Opin. Neurobiol.*, vol. 55, pp. 199–212, May 2019. [Online]. Available: <http://dx.doi.org/10.1016/j.conb.2019.04.005> 8
- [27] P. Langley, “Crafting papers on machine learning,” in *Proceedings of the 17th International Conference on Machine Learning (ICML 2000)*, P. Langley, Ed. Stanford, CA: Morgan Kaufmann, 2000, pp. 1207–1216.
- [28] S. Athey, J. Tibshirani, and S. Wager, “Generalized random forests,” *Annals of Statistics*, vol. 47, no. 2, pp. 1148–1178, 2019.
- [29] J. T. Vogelstein, E. W. Bridgeford, Q. Wang, C. E. Priebe, M. Maggioni, and C. Shen, “Discovering and deciphering relationships across disparate data modalities,” *eLife*, vol. 8, Jan 2019.
- [30] B. W. Silverman, “Weak and strong uniform consistency of the kernel estimate of a density and its derivatives,” *Annals of Statistics*, vol. 6, no. 1, pp. 177–184, Jan 1978.
- [31] K. F. Wallis, “A note on the calculation of entropy from histograms,” Oct 2006.