

Adaptive Sequential Experiments with Unknown Information Flows

Yonatan Gur
Stanford University

Ahmadreza Momeni*
Stanford University

July 4, 2022

Abstract

Systems that make sequential decisions in the presence of partial feedback on actions often need to strike a balance between maximizing immediate payoffs based on available information, and acquiring new information that may be essential for maximizing future payoffs. This trade-off is captured by the multi-armed bandit (MAB) framework that has been studied and applied for designing sequential experiments when at each time epoch a single observation is collected on the action that was selected at that epoch. However, in many practical settings additional information may become available between decision epochs. We introduce a generalized MAB formulation in which auxiliary information on each arm may appear arbitrarily over time. By obtaining matching lower and upper bounds, we characterize the minimax complexity of this family of MAB problems as a function of the information arrival process, and study how salient characteristics of this process impact policy design and achievable performance. We establish the robustness of a Thompson sampling policy in the presence of additional information, but observe that other policies that are of practical importance do not exhibit such robustness. We therefore introduce a broad *adaptive exploration* approach for designing policies that, without any prior knowledge on the information arrival process, attain the best performance (in terms of regret rate) that is achievable when the information arrival process is a priori known. Our approach is based on adjusting MAB policies designed to perform well in the absence of auxiliary information by using dynamically customized *virtual time* indexes to endogenously control the exploration rate of the policy. We demonstrate our approach through appropriately adjusting known MAB policies and establishing improved performance bounds for these policies in the presence of auxiliary information.

KEYWORDS: sequential experiments, data-driven decisions, product recommendation systems, online learning, adaptive algorithms, multi-armed bandits, exploration-exploitation, minimax regret.

1 Introduction

1.1 Background and motivation

Product recommendation systems are widely deployed in the web nowadays, with the objective of helping users navigate through content and consumer products while increasing volume and revenue for service and e-commerce platforms. These systems commonly apply various collaborative filtering and content-based techniques that leverage information such as explicit and implicit user preferences, product consumption and popularity, as well as consumer ratings (see, e.g., Hill et al. 1995, Konstan et al.

*The authors are grateful to Omar Besbes and Lawrence M. Wein for their valuable comments. An initial version of this work, including some preliminary results, appeared in Gur and Momeni (2018). Correspondence: ygur@stanford.edu, amomenis@stanford.edu.



Figure 1: Additional information in product recommendations. In the depicted scenario, consumers of type (A) sequentially arrive to an online retailer’s organic recommendation system to search for products that match the terms “headphones” and “bluetooth.” Based on these terms, the retailer can recommend one of two products: an old brand that was already recommended many times to consumers, and a new brand that was never recommended before. In parallel, consumers of type (B) arrive to the new brand’s product page directly from a search engine (e.g., Google) by searching for “headphones,” “bluetooth,” and “Denisy” (the name of the new brand).

1997, Breese et al. 1998). While effective when ample relevant information is available, these techniques tend to under-perform when encountering products that are new to the system and have little or no trace of activity. This phenomenon, termed as the *cold-start* problem, has been documented and studied extensively in the literature; see, e.g., Schein et al. (2002), Park and Chu (2009), and references therein.

In the presence of new products, a recommendation system needs to strike a balance between maximizing instantaneous performance indicators (such as revenue) and collecting valuable information that is essential for optimizing future recommendations. To illustrate this tradeoff (see Figure 1), consider a consumer (A) that is searching for a product using the organic recommendation system of an online retailer (e.g., Amazon). The consumer provides key product characteristics (e.g., “headphones” and “bluetooth”), and based on this description (and, perhaps, additional factors such as the browsing history of the consumer) the retailer recommends products to the consumer. While some of the candidate products that fit the desired description may have already been recommended many times to consumers, and the mean returns from recommending them are known, other candidate products might be new brands that were not recommended to consumers before. Evaluating the mean returns from recommending new products requires experimentation that is essential for improving future recommendations, but might be costly if consumers are less likely to purchase these new products.

A well-studied framework that captures this trade-off between new information acquisition (*exploration*), and optimizing payoffs based on available information (*exploitation*) is the one of multi-armed bandits (MAB) that first emerged in Thompson (1933) in the context of drug testing, and was later extended by Robbins (1952) to a more general setting. In this framework, an agent repeatedly chooses between different arms and receives a reward associated with the selected arm. In the stochastic formulation of this problem, rewards from each arm are assumed to be identically distributed and independent

across trials and arms, reward distributions are a priori unknown to the agent, and the objective of the agent is to maximize the cumulative return over a certain time horizon. Several MAB settings were suggested and applied for designing recommendation algorithms that effectively balance information acquisition and instantaneous revenue maximization, where arms represent candidate recommendations; see the overview in Madani and DeCoste (2005), as well as later studies by Agarwal et al. (2009), Caron and Bhagat (2013), Tang et al. (2014), and Wang et al. (2017).

Aligned with traditional MAB frameworks, the aforementioned studies consider settings where in each time period information is obtained only on items that are recommended at that period. However, in many practical instances additional browsing and consumption information may be maintained *in parallel* to the sequential recommendation process, as a significant fraction of website traffic may take place through means other than its organic recommender system; see browsing data analysis in Sharma et al. (2015) that estimate that product recommendation systems are responsible for at most 30% of site traffic and revenue, and Besbes et al. (2015) that report similar findings for content recommendations in media sites. To illustrate an additional source of traffic and revenue information, let us revert to Figure 1 and consider a different consumer (B) that arrives to a certain product page directly from a search engine (e.g., Google) by searching for that particular brand. Importantly, consumer (B) *does not* use the organic recommender system of the retailer. While noting that consumers (A) and (B) may have inherently different preferences, the actions taken by consumer (B) after arriving to the product page (e.g., whether or not she bought the product) can be informative about the returns from suggesting that product to other consumers through the retailer’s organic recommender system. This additional information could potentially be used to improve the performance of recommendation algorithms, especially when the browsing history that is associated with some of the products is short.

The above example illustrates that additional information often becomes available *between* decision epochs of recommender systems, and that this information might be essential for designing effective product recommendations. In comparison with the restrictive information collection process that is assumed in more classical MAB formulations, the availability of such auxiliary information (and even the prospect of obtaining it in the future) should impact the design of sequential experiments and learning policies. When additional information is available one may potentially obtain better estimators for the mean returns, and therefore may need to “sacrifice” less decision epochs for exploration. While this intuition suggests that exploration can be reduced in the presence of additional information, it is a priori not clear exactly how the design of sequential experiments should depend on the information flows.

Moreover, monitoring exploration rates in real time in the presence of arbitrary information flows introduces additional challenges that have distinct practical relevance. Most importantly, an optimal exploration rate may depend on several characteristics of the information arrival process, such as the

amount of information that arrives, as well as the time at which this information appears (e.g., early on versus later on along the decision horizon). Since it may be hard to predict upfront the salient characteristics of auxiliary information flows, an important challenge is to adapt in real time to an a priori unknown information arrival process and adjust exploration rates accordingly in order to achieve the performance that is optimal (or near optimal) under prior knowledge of the sample path of information arrivals. This paper is concerned with addressing these challenges.

The main research questions that we study in this paper are: (i) How does the best achievable performance (in terms of minimax complexity) that characterizes a sequential decision problem change in the presence of auxiliary information flows? (ii) How should the design of sequential experiments and efficient decision-making policies change in the presence of auxiliary information flows? (iii) How are achievable performance and policy design affected by the characteristics of the information arrival process, such as the *frequency* of auxiliary observations, and their *timing*? (iv) How can a decision maker adapt to a priori *unknown* and *arbitrary* information arrival processes in a manner that guarantees the (near) optimal performance that is achievable under ex-ante knowledge of these processes?

While we mainly focus here on a product recommendation setting, our formulation and approach are relevant for a broad array of practical settings where bandit models have been applied for designing sequential experiments and where various types of additional information might be realized and leveraged over time. Examples of such settings include dynamic pricing (Bastani et al. 2019), retail management (Zhang et al. 2010), clinical trials (Bertsimas et al. 2016, Anderer et al. 2019), as well as many machine learning domains (see a list of relevant settings in the survey by Pan and Yang 2009).

1.2 Main contributions

The main contribution of this paper lies in introducing a new, generalized MAB framework with unknown and arbitrary information flows, characterizing the minimax regret complexity of this broad class of MAB problems, and proposing a general policy design approach that demonstrates how sequential experiments should be designed in information-abundant settings characterized by arbitrary and a priori unknown information arrival processes. More specifically, our contribution is along the following dimensions.

(1) *Modeling.* To capture the salient features of settings with auxiliary information arrivals we formulate a new class of MAB problems that generalizes the classical stochastic MAB framework, by relaxing strong assumptions that are typically imposed on the information collection process. Our formulation allows auxiliary information to arrive at arbitrary and a priori unknown rates and times, and therefore captures a large variety of real-world phenomena, yet maintains mathematical tractability.

(2) *Analysis.* We establish lower bounds on the performance that is achievable by *any* non-anticipating policy in the presence of unknown information flows, where performance is measured in terms of regret

relative to the performance of an oracle that constantly selects the arm with the highest mean reward. We further show that our lower bounds can be achieved through suitable policy design. These results identify the minimax complexity associated with the MAB problem with unknown information flows, as a function of the information arrivals process (together with other problem characteristics such as the length of the problem horizon and the number of arms). Our results identify a spectrum of minimax regret rates ranging from the classical regret rates that appear in the stochastic MAB literature when there is no or very little auxiliary information, to a constant regret (independent of the length of the decision horizon) when information arrives frequently and/or early enough.

(3) *Policy design.* First, we establish the robustness of Thompson sampling in the presence of arbitrary flows of additional information, but observe that other known policies that are of practical importance, especially for large-scale problems, might not exhibit such robustness. We therefore introduce a general *adaptive exploration* approach for designing policies that, without any prior knowledge on the auxiliary information flows, approximate the best performance that is achievable when the information arrival process is known in advance. This “best of all worlds” type of guarantee implies that rate optimality is achieved *uniformly* over the general class of information arrival processes at hand (including the case with no additional information).

Our approach relies on a novel *virtual time indexes method* of endogenizing in real time the exploration rates of MAB policies (that were designed to perform well in the absence of additional information) based on the amount of information that becomes available over time. The exploration rate is adjusted through replacing the time index used by these policies by virtual time indexes that are dynamically updated. Whenever auxiliary information on a certain arm arrives, the virtual time index that is associated with that arm is advanced using a carefully selected multiplicative factor, and thus the rate at which the policy is experimenting with that arm is effectively reduced.

Our method is quite general and can be applied to a broad array of MAB problems, including ones that are well-grounded in the practice of product recommendations. We first demonstrate this generality by establishing the rate-optimality of adjusted versions of epsilon-greedy and upper-confidence bound policies. Then, we extend our framework to a more general contextual bandit setting (where it is a priori not clear how would one apply ideas based on Thompson sampling), adapting the linear response bandit model in Goldenshluger and Zeevi (2013) to allow for additional information flows. The use of contexts in this extension facilitates personalization of consumers that use organic recommendations as well as personalization of the additional information that may be realized over time, for example, in the form of the actions taken by consumers that arrive directly to product pages.

1.3 Related work

Recommender systems. An active stream of literature has been studying recommender systems, focusing on modelling and maintaining connections between users and products; see, e.g., (Ansari et al. 2000), the survey by (Adomavicius and Tuzhilin 2005), and a book by (Ricci et al. 2011). One key element that impacts the performance of recommender systems is the often limited data that is available. Focusing on the prominent information acquisition aspect of the problem, several studies (to which we referred earlier) have addressed sequential recommendation problems using a MAB framework where in each time period information is obtained only on items that are recommended at that period. Another approach is to identify and leverage additional sources of relevant information. Following that avenue, Farias and Li (2019) consider the problem of estimating user-item propensities, and propose a method to incorporate auxiliary data such as browsing and search histories to enhance the predictive power of recommender systems. While their work concerns with the impact of auxiliary information in an offline prediction context, our paper focuses on the impact of auxiliary information streams on the design, information acquisition, and appropriate exploration rate in a sequential experimentation framework.

Multi-armed bandits. Since its inception, the MAB framework has been analyzed under different assumptions for studying a variety of applications including clinical trials (Zelen 1969), strategic pricing (Bergemann and Välimäki 1996), assortment selection (Caro and Gallien 2007), online auctions (Kleinberg and Leighton 2003), online advertising (Pandey et al. 2007), and product recommendations (Madani and DeCoste 2005, Li et al. 2010), among others. For a comprehensive overview of MAB formulations we refer the readers to the monographs by Berry and Fristedt (1985) and Gittins et al. (2011) for Bayesian / dynamic programming formulations, as well as to Cesa-Bianchi and Lugosi (2006) and Bubeck and Cesa-Bianchi (2012) that cover the machine learning literature and the so-called adversarial setting. A sharp regret characterization for the more traditional framework (random rewards realized from stationary distributions), often referred to as the stochastic MAB problem, was first established by Lai and Robbins (1985), followed by analysis of policies designed for this framework, such as ϵ -greedy, UCB1, and Thompson sampling among others; see, e.g., Auer et al. (2002) and Agrawal and Goyal (2013a).

The MAB framework focuses on balancing exploration and exploitation, typically under very little assumptions on the distribution of rewards, but with very specific assumptions on the future information collection process. In particular, optimal policy design is typically predicated on the assumption that at each period a reward observation is collected only on the arm that is selected by the policy at that time period (exceptions to this common information structure are discussed below). In that sense, such policy design does not account for information (e.g., that may arrive between pulls) that may be available in many practical settings, and that might be essential for achieving good performance. In the current paper we relax the information structure of the classical MAB framework by allowing

arbitrary information arrival processes. Our focus is on: (i) studying the impact of the information arrival characteristics (such as frequency and timing) on policy design and achievable performance; and (ii) adapting to a priori unknown sample path of information arrivals in real time.

As alluded to above, few MAB settings (and other sequential decision frameworks) allow more information to be collected in each time period. One example is the so-called contextual MAB setting, also referred to as bandit problem with side observations (Wang et al. 2005), or associative bandit problem (Strehl et al. 2006), where at each trial the decision maker observes a context carrying information about other arms. These settings typically consider very specific information structures that are typically known a priori to the agent, as opposed to our formulation where the characteristics of the information flows are arbitrary and a priori unknown. (Moreover, in §6 we demonstrate that the policy design approach we advance in the current paper could be applied to contextual MAB settings as well.) Another example is the full-information *adversarial* MAB setting, where rewards are not characterized by a stationary stochastic process but are rather arbitrary and can even be selected by an adversary (Auer et al. 1995, Freund and Schapire 1997). In this setting, at each time period the agent observes the rewards generated by all the arms (not only the one that was selected). The adversarial nature of this setting makes it fundamentally different in terms of achievable performance, analysis, and policy design, from the stochastic formulation that is adopted in this paper.

Balancing and regulating exploration. Several papers have considered settings of dynamic optimization with partial information and distinguished between cases where myopic policies guarantee optimal performance, and cases where exploration is essential, in the sense that myopic policies may lead to incomplete learning and large losses; see, e.g., Araman and Caldentey (2009), Farias and Van Roy (2010), Harrison et al. (2012), and den Boer and Zwart (2013) for dynamic pricing without knowing the demand function, Huh and Rusmevichientong (2009) and Besbes and Muharremoglu (2013) for inventory management without knowing the demand distribution, and Lee et al. (2003) in the context of technology development. In a recent paper, Bastani et al. (2017) consider the contextual MAB framework and show that if the distribution of the contextual information guarantees sufficient diversity, then exploration becomes unnecessary and greedy policies can benefit from the natural exploration that is embedded in the information diversity to achieve asymptotic optimality. In related studies, Woodroffe (1979) and Sarkar (1991) consider a Bayesian one armed contextual MAB problem and show that a myopic policy is asymptotically optimal when the discount factor converges to one. In the context of sequential recommendations with unknown customer preferences where customers decide to leave or stay based on the relevance of the recommendations that are offered to them, Bastani et al. (2018) show that the classical MAB policies tend to over-explore and incur linear regret for every customer, and propose modifications for those policies that achieve sub-linear regret for a large fraction of the customers.

On the other hand, few papers have studied cases where exploration is not only essential but should be enhanced in order to maintain optimality. For example, Cesa-Bianchi et al. (2006) introduce a partial monitoring setting where after playing an arm the agent does not get to see the incurred loss but only observes a feedback that carries some information about it, and show that such feedback structure requires higher exploration rates. Besbes et al. (2018) consider a general framework where the reward distribution may change over time according to a budget of variation, and characterize the manner in which optimal exploration rates increase as a function of said budget. In addition, Shah et al. (2018) consider a platform in which the preferences of arriving users may depend on the experience of previous users. They show that in this setting classical MAB policies may under-explore, and introduce a balanced-exploration approach that results in optimal performance.

The above studies demonstrate a variety of practical settings where the extent of exploration that is required to maintain optimality strongly depends on particular problem characteristics that may often be a priori unknown to the decision maker. This introduces the challenge of endogenizing exploration: dynamically adapting the rate at which a decision-making policy explores to identify the appropriate rate of exploration and to approximate the best performance that is achievable under ex ante knowledge of the underlying problem characteristics. In this paper we address this challenge from information collection perspective. We identify conditions on the information arrival process that guarantee the optimality of myopic policies, and further identify adaptive MAB policies that guarantee (near) optimal performance without prior knowledge on the information arrival process (“best of all worlds”).

2 Problem formulation

In this section we formulate a class of multi-armed bandit problems with auxiliary information flows. We note that many of our modeling assumptions can be generalized and are made only to simplify exposition and analysis. Some generalizations of our formulation are discussed in §2.1.

Let $\mathcal{K} = \{1, \dots, K\}$ be a set of arms (actions) and let $\mathcal{T} = \{1, \dots, T\}$ denote a sequence of decision epochs. At each time period $t \in \mathcal{T}$, a decision maker selects one of the K arms. When selecting an arm $k \in \mathcal{K}$ at time $t \in \mathcal{T}$, a reward $X_{k,t} \in \mathbb{R}$ is realized and observed. For each $t \in \mathcal{T}$ and $k \in \mathcal{K}$, the reward $X_{k,t}$ is assumed to be independently drawn from some σ^2 -sub-Gaussian distribution with mean μ_k .¹ We denote the profile of rewards at time t by $\mathbf{X}_t = (X_{1,t}, \dots, X_{K,t})^\top$ and the profile of mean-rewards by $\boldsymbol{\mu} = (\mu_1, \dots, \mu_K)^\top$. We further denote by $\boldsymbol{\nu} = (\nu_1, \dots, \nu_K)^\top$ the distribution of the rewards profile \mathbf{X}_t . We assume that rewards are independent across time periods and arms. We denote the highest expected

¹A real-valued random variable X is said to be sub-Gaussian if there is some $\sigma > 0$ such that for every $\lambda \in \mathbb{R}$ one has $\mathbb{E}e^{\lambda(X - \mathbb{E}X)} \leq e^{\sigma^2 \lambda^2 / 2}$. This broad class of distributions includes, for instance, Gaussian random variables, as well as any random variable with a bounded support (if $X \in [a, b]$ then X is $\frac{(a-b)^2}{4}$ -sub-Gaussian) such as Bernoulli random variables. In particular, if a random variable is σ^2 -sub-Gaussian, it is also $\tilde{\sigma}^2$ -sub-Gaussian for all $\tilde{\sigma} > \sigma$.

reward and the best arm by μ^* and k^* respectively, that is:²

$$\mu^* = \max_{k \in \mathcal{K}} \{\mu_k\}, \quad k^* = \arg \max_{k \in \mathcal{K}} \mu_k.$$

We denote by $\Delta_k = \mu^* - \mu_k$ the difference between the expected reward of the best arm and the expected reward of arm k , and by Δ a lower bound such that $0 < \Delta \leq \min_{k \in \mathcal{K} \setminus \{k^*\}} \Delta_k$.

Auxiliary information flows. Before each round t , the agent may or may not observe auxiliary information for some of the arms without pulling them. For each period t and arm k , we denote by $h_{k,t} \in \{0, 1\}$ the indicator of observing auxiliary information on arm k just before period t . We denote by $\mathbf{h}_t = (h_{1,t}, \dots, h_{K,t})^\top$ the vector of auxiliary information indicators at period t , and by $\mathbf{H} = (\mathbf{h}_1, \dots, \mathbf{h}_T)$ the information arrival matrix; we assume that this matrix is independent of the policy's actions (this assumption will be relaxed later on). If $h_{k,t} = 1$, then just before period t the agent observes a random variable $Y_{k,t} \sim \nu'_k$. For each arm k we assume that there exists a mapping $\phi_k : \mathbb{R} \rightarrow \mathbb{R}$ through which an unbiased estimator for μ_k can be constructed, that is, $\mathbb{E}[\phi_k(Y_{k,t})] = \mu_k$, and that $\phi_k(Y_{k,t})$ is $\hat{\sigma}^2$ -sub-Gaussian for some $\hat{\sigma} > 0$. We denote $\mathbf{Y}_t = (Y_{1,t}, \dots, Y_{K,t})^\top$, and assume that the random variables $Y_{k,t}$ are independent across time periods and arms and are also independent from the reward realizations $X_{k,t}$. We denote the vector of new information received just before time t by $\mathbf{Z}_t = (Z_{1,t}, \dots, Z_{K,t})^\top$ where for any k one has $Z_{k,t} = h_{k,t} \cdot \phi_k(Y_{k,t})$.

Admissible policies, performance, and regret. Let U be a random variable defined over a probability space $(\mathbb{U}, \mathcal{U}, \mathbf{P}_u)$. Let $\pi_t : \mathbb{R}^{t-1} \times \mathbb{R}^{K \times t} \times \{0, 1\}^{K \times t} \times \mathbb{U} \rightarrow \mathcal{K}$ for $t = 1, 2, 3, \dots$ be measurable functions (with some abuse of notation we also denote the action at time t by $\pi_t \in \mathcal{K}$) given by

$$\pi_t = \begin{cases} \pi_1(\mathbf{Z}_1, \mathbf{h}_1, U) & t = 1, \\ \pi_t(X_{\pi_{t-1}, t-1}, \dots, X_{\pi_1, 1}, \mathbf{Z}_t, \dots, \mathbf{Z}_1, \mathbf{h}_t, \dots, \mathbf{h}_1, U) & t = 2, 3, \dots \end{cases}.$$

The mappings $\{\pi_t : t = 1, \dots, T\}$, together with the distribution \mathbf{P}_u define the class of admissible policies denoted by \mathcal{P} . Policies in \mathcal{P} depend only on the past history of actions and observations as well as auxiliary information arrivals, and allow for randomization via their dependence on U . We denote by $\mathcal{S} = \mathcal{S}(\Delta, \sigma^2, \hat{\sigma}^2)$ the class that includes pairs of allowed reward distribution profiles (ν, ν') , and assume that the parameters of this class are known.

We evaluate the performance of a policy $\pi \in \mathcal{P}$ by the regret it incurs under information arrival process \mathbf{H} relative to the performance of an oracle that selects the arm with the highest expected reward.

²For the sake of simplicity, in the formulation and thereafter in the rest of the paper when using the arg min and arg max operators we assume that ties are broken in favor of the smaller index.

We define the worst-case *regret* as follows:

$$\mathcal{R}_{\mathcal{S}}^{\pi}(\mathbf{H}, T) = \sup_{(\boldsymbol{\nu}, \boldsymbol{\nu}') \in \mathcal{S}} \mathbb{E}_{(\boldsymbol{\nu}, \boldsymbol{\nu}')}^{\pi} \left[\sum_{t=1}^T (\mu^* - \mu_{\pi_t}) \right], \quad (1)$$

where the expectation $\mathbb{E}_{(\boldsymbol{\nu}, \boldsymbol{\nu}')}^{\pi}[\cdot]$ is taken with respect to the noisy rewards and noisy auxiliary observations, as well as to the policy’s actions (throughout the paper we will denote by $\mathbb{P}_{(\boldsymbol{\nu}, \boldsymbol{\nu}')}^{\pi}$, $\mathbb{E}_{(\boldsymbol{\nu}, \boldsymbol{\nu}')}^{\pi}$, and $\mathbb{R}_{(\boldsymbol{\nu}, \boldsymbol{\nu}')}^{\pi}$ the probability, expectation, and regret when the arms are selected according to policy π , rewards are distributed according to $\boldsymbol{\nu}$, and auxiliary observations are distributed according to $\boldsymbol{\nu}'$). We note that regret can only be incurred for decision made in epochs $t = 1, \dots, T$; the main distinction relative to classical regret formulations is that in (1) the mappings $\{\pi_t; t = 1, \dots, T\}$ can be measurable with respect to sigma fields that also include information that arrives *between* decision epochs, as captured by the matrix \mathbf{H} . We denote by $\mathcal{R}_{\mathcal{S}}^*(\mathbf{H}, T) = \inf_{\pi \in \mathcal{P}} \mathcal{R}_{\mathcal{S}}^{\pi}(\mathbf{H}, T)$ the best achievable guaranteed performance: the minimal regret that can be guaranteed by an admissible policy $\pi \in \mathcal{P}$. In the following sections we study the magnitude of $\mathcal{R}_{\mathcal{S}}^*(\mathbf{H}, T)$ as a function of the information arrival process \mathbf{H} .

2.1 Discussion of the model

2.1.1 A simple example with linear mappings

A special case of information flows consists of observations of independent random variables that are linear mappings of rewards. That is, there exists a vector $(\alpha_1, \dots, \alpha_K) \in \mathbb{R}^K$ such that for all k and t ,

$$\mathbb{E}[\alpha_k Y_{k,t}] = \mu_k.$$

While simple, this class of auxiliary information flows allows us to demonstrate the essence of utilizing data that is available for maximizing conversions of product recommendations (for example, in terms of purchases of the recommended products). Consumers that search for product features through the retailer’s organic recommender system are often different from consumers that search for a specific product brand in an external search engine. They also need to go through an additional stage of clicking on the recommendation on their path to conversion. Nevertheless, the conversion rates that are associated with these different consumer “types” are both affected by features such as the attractiveness of the product page, clarity of description, and product specifications. This implies that the two conversion rates can be expected to be correlated. Upon displaying item k to a user at epoch t , one could view the reward of the recommender system as a random variable $X_{k,t}$ with mean μ_k . Conversions of consumers that arrive to the product page directly from external search could be correspondingly modeled through random variables $Y_{k,t}$ with mean $\hat{\mu}_k$ with some $\alpha_k = \mu_k / \hat{\mu}_k$. This linear approximation suggests that the conversion rate for consumers to which the product is recommended is a fraction of the conversion

rate of users arriving at the product page through external search.

This example is given here mainly for the purpose of illustrating our basic framework. While demonstrating that auxiliary information that becomes available over time can be leveraged to improve the performance of product recommendation systems, this example represents a simplistic view of the product recommendation problem, and abstracts away from some salient problem features such as the idiosyncratic consumer characteristics that may be available to the recommender system in real time, and the relation between different pools of consumers that is often more complicated than the linear relation used here. In §6 we apply our approach to a more general contextual bandits formulation that captures these problem features.³

2.1.2 Generalizations and extensions

For the sake of simplicity, our model adopts the stochastic MAB framework of Lai and Robbins (1985) as a baseline, and extends it to allow for additional information flows. However, our methods and analysis can be directly applied to more general frameworks such as the contextual MAB, where connection between auxiliary observations and mean rewards can be established through the parametric structure of the problem rather than through mappings $\{\phi_k\}$. In §6 we demonstrate this by extending the model of Goldenshluger and Zeevi (2013), which consider mean rewards that are linearly dependent on stochastic context vectors, to derive performance bounds in the presence of additional information flows.

For the sake of simplicity we assume that only one information arrival can occur before each time step for each arm (that is, for each time t and arm k , one has that $h_{k,t} \in \{0, 1\}$). In fact, all our results can be extended to allow more than one information arrival per time step per arm.

We focus on a setting where the information arrival process (namely, the matrix \mathbf{H}) is unknown, yet fixed and independent of the sequence of decisions and observations. While fully characterizing the regret complexity when information flows may depend on the history is a challenging open problem, in §7.2 we analyze the optimal exploration rate, and study policy design under a broad class of information flows that are reactive to the past decisions of the policy.

For the sake of simplicity we refer to the lower bound Δ on the differences in mean rewards relative to the best arm as a fixed parameter that is independent of the horizon length T . This corresponds to the case of separable mean rewards, which is prominent in the stochastic MAB literature. Nevertheless, we

³The challenge of adapting to an unknown mapping ϕ_k is discussed in §7. Nevertheless, from practical perspective the coefficients $\alpha_1, \dots, \alpha_K$ can be often evaluated a priori based on available information regarding consumer characteristics, similar products, and consumer behavior. For example, several methods have been developed to estimate click-through rates using MAB-based methods (see, e.g., Madani and DeCoste 2005), as well as feature-based or semantic-based decomposition methods (see, e.g., Regelson and Fain (2006), Richardson et al. (2007), and Dave and Varma (2010)). Since click-through rates are typically low (and since clicks are prerequisites for conversions), and due to a common delay between clicks and conversions, estimating conversion rates is typically challenging long after click-through estimates were already established; see, e.g., Rosales et al. (2012), Lee et al. (2012), Lee et al. (2013), and Chapelle (2014), as well as the empirical analysis and comparison of several recommendations methods in Zhang et al. (2014).

do not make any explicit assumption on the separability of mean rewards and our analysis and results hold for the more general case where the lower bound Δ is a function of the horizon length T . This includes the case where mean rewards are not separable, in the sense that Δ is decreasing with T .

3 The impact of information flows on achievable performance

In this section we study the impact auxiliary information flows may have on the performance that one could aspire to achieve. Our first result formalizes what *cannot* be achieved, establishing a lower bound on the best achievable performance as a function of the information arrival process.

Theorem 1 (Lower bound on the best achievable performance) *For any $T \geq 1$ and information arrival matrix \mathbf{H} , the worst-case regret for any admissible policy $\pi \in \mathcal{P}$ is bounded below as follows*

$$\mathcal{R}_S^\pi(\mathbf{H}, T) \geq \frac{C_1}{\Delta} \sum_{k=1}^K \log \left(\frac{C_2 \Delta^2}{K} \sum_{t=1}^T \exp \left(-C_3 \Delta^2 \sum_{s=1}^t h_{k,s} \right) \right),$$

where C_1 , C_2 , and C_3 are positive constants that only depend on σ and $\hat{\sigma}$.

The precise expressions of C_1 , C_2 , and C_3 are provided in the discussion below. Theorem 1 establishes a lower bound on the achievable performance in the presence of unknown information flows. This lower bound depends on an arbitrary sample path of information arrivals, captured by the elements of the matrix \mathbf{H} . In that sense, Theorem 1 provides a spectrum of bounds on achievable performances, mapping many potential information arrival trajectories to the best performance they allow. In particular, when there is no additional information over what is assumed in the classical MAB setting (that is, when $\mathbf{H} = 0$), we recover a lower bound of order $\frac{K}{\Delta} \log T$ that coincides with the bounds established in Lai and Robbins (1985) and Bubeck et al. (2013) for that setting. Theorem 1 further establishes that when additional information is available, achievable regret rates may become lower, and that the impact of information arrivals on the achievable performance depends on the *frequency* of these arrivals, but also on the *time* at which these arrivals occur; we further discuss these observations in §3.1.

Key ideas in the proof. The proof of Theorem 1 adapts to our framework ideas of identifying a worst-case nature “strategy”; see, e.g., the proof of Theorem 6 in Bubeck et al. (2013). While the full proof is deferred to the appendix, we next illustrate its key ideas using the special case of two arms. We consider two possible profiles of reward distributions, ν and ν' , that are “close” enough in the sense that it is hard to distinguish between the two, but “separated” enough such that a considerable regret may be incurred when the “correct” profile of distributions is misidentified. In particular, we assume that the decision maker is a priori informed that the first arm generates rewards according to a normal distribution with standard variation σ and a mean that is either $-\Delta$ (according to ν) or $+\Delta$ (according

to ν'), and the second arm is known to generate rewards with normal distribution of standard variation σ and mean zero. To quantify a notion of distance between the possible profiles of reward distributions we use the Kullback-Leibler (KL) divergence. The KL divergence between two positive measures ρ and ρ' with ρ absolutely continuous with respect to ρ' , is defined as:

$$\text{KL}(\rho, \rho') := \int \log \left(\frac{d\rho}{d\rho'} \right) d\nu = \mathbb{E}_\rho \log \left(\frac{d\rho}{d\rho'}(X) \right),$$

where \mathbb{E}_ρ denotes the expectation with respect to probability measure ρ . Using Lemma 2.6 from Tsybakov (2009) that connects the KL divergence to error probabilities, we establish that at each period t the probability of selecting a suboptimal arm must be at least

$$p_t^{\text{sub}} = \frac{1}{4} \exp \left(-\frac{2\Delta^2}{\sigma^2} \left(\mathbb{E}_{\nu, \nu'}[\tilde{n}_{1,T}] + \sum_{s=1}^t \frac{\sigma^2}{\hat{\sigma}^2} h_{1,s} \right) \right),$$

where $\tilde{n}_{1,t}$ denotes the number of times the first arm is pulled up to time t . Each selection of suboptimal arm contributes Δ to the regret, and therefore the cumulative regret must be at least $\Delta \sum_{t=1}^T p_t^{\text{sub}}$. We further observe that if arm 1 has mean rewards of $-\Delta$, the cumulative regret must also be at least $\Delta \cdot \mathbb{E}_{\nu, \nu'}[\tilde{n}_{1,T}]$. Therefore the regret is lower bounded by $\frac{\Delta}{2} \left(\sum_{t=1}^T p_t^{\text{sub}} + \mathbb{E}_{\nu, \nu'}[\tilde{n}_{1,T}] \right)$, which is greater than $\frac{\sigma^2}{4\Delta} \log \left(\frac{\Delta^2}{2\sigma^2} \sum_{t=1}^T \exp \left(-\frac{2\Delta^2}{\hat{\sigma}^2} \sum_{s=1}^t h_{1,s} \right) \right)$. The argument can be repeated by switching arms 1 and 2. For K arms, we follow the above lines and average over the established bounds to obtain:

$$\mathcal{R}_S^\pi(\mathbf{H}, T) \geq \frac{\sigma^2(K-1)}{4K\Delta} \sum_{k=1}^K \log \left(\frac{\Delta^2}{\sigma^2 K} \sum_{t=1}^T \exp \left(-\frac{2\Delta^2}{\hat{\sigma}^2} \sum_{s=1}^t h_{k,s} \right) \right),$$

which establishes the result. ■

3.1 Discussion and subclasses of information flows

Theorem 1 demonstrates that information flows may be leveraged to improve performance and reduce regret rates, and that their impact on the achievable performance increases when information arrives more frequently, and earlier. This observation is consistent with the following intuition: (i) at early time periods we have collected only few observations and therefore the marginal impact of an additional observation on the stochastic error rates is large; and (ii) when information appears early on, there are more future opportunities where this information can be used. To emphasize this observation we next demonstrate the implications on achievable performance of two concrete information arrival processes of natural interest: a process with a fixed arrival rate, and a process with a decreasing arrival rate.

3.1.1 Stationary information flows

Assume that $h_{k,t}$'s are i.i.d. Bernoulli random variables with mean λ . Then, for any $T \geq 1$ and admissible policy $\pi \in \mathcal{P}$, one obtains the following lower bound for the achievable performance:

1. If $\lambda \leq \frac{\hat{\sigma}^2}{4\Delta^2 T}$, then

$$\mathbb{E}_{\mathbf{H}} [\mathcal{R}_S^\pi(\mathbf{H}, T)] \geq \frac{\sigma^2(K-1)}{4\Delta} \log \left(\frac{(1 - e^{-1/2})\Delta^2 T}{K} \right).$$

2. If $\lambda \geq \frac{\hat{\sigma}^2}{4\Delta^2 T}$, then

$$\mathbb{E}_{\mathbf{H}} [\mathcal{R}_S^\pi(\mathbf{H}, T)] \geq \frac{\sigma^2(K-1)}{4\Delta} \log \left(\frac{1 - e^{-1/2}}{2\lambda K \sigma^2 / \hat{\sigma}^2} \right).$$

This class includes instances in which, on average, information arrives at a constant rate λ . Analyzing these arrival process reveals two different regimes. When the information arrival rate is small enough, auxiliary observations become essentially ineffective, and one recovers the performance bounds that were established for the classical stochastic MAB problem. In particular, as long as there are no more than order Δ^{-2} information arrivals over T time periods, this information does not impact achievable regret rates.⁴ When Δ is fixed and independent of the horizon length T , the lower bound scales logarithmically with T . When Δ can scale with T , a bound of order \sqrt{T} is recovered when Δ is of order $T^{-1/2}$. In both cases, there are known policies (such as UCB1) that guarantee rate-optimal performance; for more details see policies, analysis, and discussion in Auer et al. (2002).

On the other hand, when there are more than order Δ^{-2} observations over T periods, the lower bound on the regret becomes a function of the arrival rate λ . When the arrival rate is independent of the horizon length T , the regret is bounded by a constant that is independent of T , and a myopic policy (e.g., a policy that for the first K periods pulls each arm once, and at each later period pulls the arm with the current highest estimated mean reward, while randomizing to break ties) is optimal. For more details see sections C.2 and C.3 of the Appendix.

3.1.2 Diminishing information flows

Assume that $h_{k,t}$'s are random variables such that for each arm $k \in \mathcal{K}$ and time step t ,

$$\mathbb{E} \left[\sum_{s=1}^t h_{k,s} \right] = \left\lfloor \frac{\hat{\sigma}^2 \kappa}{2\Delta^2} \log t \right\rfloor,$$

for some fixed $\kappa > 0$. Then, for any $T \geq 1$ and admissible policy $\pi \in \mathcal{P}$, one obtains the following lower bound for the achievable performance:

⁴This coincides with the observation that one requires order Δ^{-2} samples to distinguish between two distributions that are Δ -separated; see, e.g., Audibert and Bubeck (2010).

1. If $\kappa < 1$ then:

$$\mathcal{R}_{\mathcal{S}}^{\pi}(\mathbf{H}, T) \geq \frac{\sigma^2(K-1)}{4\Delta} \log \left(\frac{\Delta^2/K\sigma^2}{1-\kappa} ((T+1)^{1-\kappa} - 1) \right).$$

2. If $\kappa > 1$ then:

$$\mathcal{R}_{\mathcal{S}}^{\pi}(\mathbf{H}, T) \geq \frac{\sigma^2(K-1)}{4\Delta} \log \left(\frac{\Delta^2/K\sigma^2}{\kappa-1} \left(1 - \frac{1}{(T+1)^{\kappa-1}} \right) \right).$$

This class includes information flows under which the expected number of information arrivals up to time t is of order $\log t$. This class demonstrates the impact of the *timing* of information arrivals on the achievable performance, and suggests that a constant regret may be achieved even when the rate of information arrivals is decreasing. Whenever $\kappa < 1$, the lower bound on the regret is logarithmic in T , and there are well-studied MAB policies (e.g., UCB1, Auer et al. 2002) that guarantee rate-optimal performance. When $\kappa > 1$, the lower bound on the regret is a constant, and one may observe that when κ is large enough a myopic policy is asymptotically optimal. (In the limit $\kappa \rightarrow 1$ the lower bound is of order $\log \log T$.) For more details see sections C.4 and C.5 of the Appendix.

3.1.3 Discussion

One may contrast the classes of information flows described in §3.1.1 and §3.1.2 by selecting $\kappa = \frac{2\Delta^2\lambda T}{\sigma^2 \log T}$. Then, in both settings the total number of information arrivals for each arm is λT . However, while in the first class the information arrival rate is fixed over the horizon, in the second class this arrival rate is higher in the beginning of the horizon and gradually decreasing over time. The different timing of the λT information arrivals may lead to different regret rates. To demonstrate this, further select $\lambda = \frac{\sigma^2 \log T}{\Delta^2 T}$, which implies $\kappa = 2$. The lower bound in §3.1.1 is then logarithmic in T (establishing the impossibility of constant regret in that setting), but the lower bound in §3.1.2 is constant and independent of T (in the next section we will see that constant regret is indeed achievable in this setting). This observation echoes the intuition that earlier observations have higher impact on achievable performance, as at early periods there is only little information that is available and therefore the marginal impact of an additional observation on the performance is larger, and since earlier information can be used for more decision periods (as the remaining horizon is longer).⁵

⁵This observation can be generalized by noting that the subclasses described in §3.1.1 and §3.1.2 are special cases of the following setting. Let $h_{k,t}$'s be independent random variables such that for each arm k and every time period t , the expected number of information arrivals up to time t satisfies

$$\mathbb{E} \left[\sum_{s=1}^t h_{k,s} \right] = \lambda T \frac{t^{1-\gamma} - 1}{T^{1-\gamma} - 1}.$$

The expected number of total information arrivals for each arm, λT , is determined by the parameter λ . The concentration of arrivals, however, is governed by the parameter γ . When $\gamma = 0$ the arrival rate is constant, corresponding to the class described in §3.1.1. As γ increases, information arrivals concentrate in the beginning of the horizon, and $\gamma \rightarrow 1$ leads to $\mathbb{E} \left[\sum_{s=1}^t h_{k,s} \right] = \lambda T \frac{\log t}{\log T}$, which corresponds to the class in §3.1.2. Then, one may apply similar analysis to observe that when λT is of order $T^{1-\gamma}$ or higher, the lower bound is a constant independent of T .

The analysis above demonstrates that optimal policy design and the best achievable performance depend on the information arrival process: while policies that explore over arms (and in that sense are not myopic) may be rate optimal in some cases, a myopic policy that does not explore (except perhaps in a small number of periods in the beginning of the horizon) can achieve rate-optimal performance in other cases. However, the identification of a rate-optimal policy relies on *prior knowledge* of the information flow. Therefore, an important question one may ask is: How can a decision maker *adapt* to an arbitrary and unknown information arrival process in the sense of achieving (near) optimal performance without any prior knowledge on the information flow? We address this question in the following sections.

4 Robustness of Thompson sampling

In this section we consider the Thompson sampling with Gaussian priors (Agrawal and Goyal 2012, 2013a). In the following adjustment of this policy posteriors are updated both after the policy's actions as well as after the auxiliary information arrivals. Denote by $n_{k,t}$ and $\bar{X}_{k,n_{k,t}}$ the number of times a sample from arm k has been observed and the empirical average reward of arm k up to time t , respectively:

$$n_{k,t} := \sum_{s=1}^{t-1} \mathbb{1}\{\pi_s = k\} + \sum_{s=1}^t \frac{\sigma^2}{\hat{\sigma}^2} h_{k,s}, \quad \bar{X}_{k,n_{k,t}} := \frac{\sum_{s=1}^t \frac{1}{\hat{\sigma}^2} \mathbb{1}\{\pi_s = k\} X_{k,s} + \sum_{s=1}^t \frac{1}{\hat{\sigma}^2} Z_{k,s}}{\sum_{s=1}^{t-1} \frac{1}{\hat{\sigma}^2} \mathbb{1}\{\pi_s = k\} + \sum_{s=1}^t \frac{1}{\hat{\sigma}^2} h_{k,s}}. \quad (2)$$

Thompson sampling with auxiliary observations. Inputs: a tuning constant c .

1. Initialization: set initial counters $n_{k,0} = 0$ and initial empirical means $\bar{X}_{k,0} = 0$ for all $k \in \mathcal{K}$
2. At each period $t = 1, \dots, T$:
 - (a) Observe the vectors \mathbf{h}_t and \mathbf{Z}_t
 - (b) Sample $\theta_{k,t} \sim \mathcal{N}(\bar{X}_{k,n_{k,t}}, c\sigma^2(n_{k,t} + 1)^{-1})$ for all $k \in \mathcal{K}$, and select the arm

$$\pi_t = \arg \max_k \theta_{k,t}.$$

- (c) Receive and observe a reward $X_{\pi_t,t}$

The next result establishes that, remarkably, by adjusting the Thompson sampling policy to update posteriors after both the policy's actions and whenever auxiliary information arrives, one may guarantee it achieves rate optimal performance in the presence of additional information flows.

Theorem 2 (Near optimality of Thompson sampling with auxiliary observations) *Let π be*

a Thompson sampling with auxiliary observations policy, with $c > 0$. For every $T \geq 1$, and auxiliary information arrival matrix \mathbf{H} :

$$\mathcal{R}_S^\pi(\mathbf{H}, T) \leq \sum_{k \in \mathcal{K} \setminus \{k^*\}} \left(\frac{C_4}{\Delta_k} \log \left(\sum_{t=0}^T \exp \left(\frac{-\Delta_k^2}{C_4} \sum_{s=1}^t h_{k,s} \right) \right) + \frac{C_5}{\Delta_k^3} + C_6 \Delta_k \right),$$

for some absolute positive constants C_4 , C_5 , and C_6 that depend on only c , σ and $\hat{\sigma}$.

Key ideas in the proof. To establish the result we decompose the regret associated with each suboptimal arm k into three different components: (i) Regret from pulling an arm when its empirical mean deviates from its expectation; (ii) Regret from pulling an arm when its empirical mean does not deviate from its expectation, but $\theta_{k,t}$ deviates from the empirical mean; and (iii) Regret from pulling an arm when its empirical mean does not deviate from its expectation and $\theta_{k,t}$ does not deviate from the empirical mean. Following the analysis in Agrawal and Goyal (2013b) one may use concentration inequalities such as Chernoff-Hoeffding bound to bound the cumulative expressions of cases (i) and (iii) from above by a constant. Case (ii) can be analyzed considering an arrival process with arrival rate that is decreasing exponentially with each arrival. We bound the total number of arrivals of this process (Lemma 11) and establish that this suffices to bound the cumulative regret associated with case (ii). ■

Remark 1 *The upper bound in Theorem 2 holds for any arbitrary sample path of information arrivals that is captured by the matrix \mathbf{H} , and matches the lower bound in Theorem 1 with respect to dependence on the sample path of information arrivals $h_{k,t}$'s, as well as the time horizon T , the number of arms K , and the minimum expected reward difference Δ . This establishes a minimax regret rate for the MAB problem with information flows as a function of the information arrival process:*

$$\mathcal{R}_S^*(\mathbf{H}, T) \asymp \sum_{k \in \mathcal{K}} \log \left(\sum_{t=1}^T \exp \left(-c \cdot \sum_{s=1}^t h_{k,s} \right) \right),$$

where c is a constant that depends on problem parameters such as K , Δ , and σ .

4.1 Discussion

Theorem 2 implies that Thompson sampling guarantees the best achievable performance (up to some multiplicative constant) under any arbitrary sample path of information arrivals captured by \mathbf{H} ; expressions for the settings described in §3.1 that match the lower bounds established in §3.1.1 and §3.1.2 for any values of λ and κ are given in Appendix C.1 (Corollaries 1 and 2). In that sense, Thompson sampling exhibits remarkable robustness with respect to the information collection process. Nevertheless, other MAB policies that are of practical importance, especially for large-scale problems, may not exhibit such robustness (as we demonstrate in §5.1 for ε -greedy-type policies). From a practical standpoint

this is a caveat, as due to considerations such as computational complexity and latency, large-scale online recommender systems require simple algorithms akin to ϵ -greedy; see, e.g., Basilico (2013) for a discussion on the necessity of algorithmic simplicity for online recommender systems at the scale of Netflix, Kohli et al. (2013) and Tang et al. (2015) that study the performance of ϵ -greedy-type policies in various product recommendation settings, and the analysis of policy run time in Agarwal et al. (2014).

In addition, in many settings systems aim for statistical inference alongside running MAB algorithms. An advantage of ϵ -greedy-type policies is that they facilitate the collection of independent samples without inner-sample correlation, whereas other policies such as Thompson sampling and UCB1 introduce a bias when “standard” inference methods are applied; see, e.g., the analysis in Nie et al. (2017) and the empirical study in Villar et al. (2015).

These considerations call for a deeper view of how MAB policies can be adjusted to perform well in the presence of additional information flows. We therefore devote §5 to developing a general adaptive exploration approach for adjusting a broad class of MAB policies, and demonstrate our approach by adjusting ϵ -greedy and upper-confidence bound policies. The adaptive exploration approach can be further applied to other MAB frameworks, including ones that are well-grounded in the practice of product recommendations, where it is a priori unclear how to apply Thompson sampling or UCB-type ideas. We demonstrate this in §6 through considering an extension of the contextual bandits with stochastic contexts and linear response model from Goldenshluger and Zeevi (2013), and establishing improved performance guarantees in the presence of auxiliary information flows.

5 General approach for designing near-optimal adaptive policies

5.1 Policy design intuition and the virtual time indexes method

Before laying down our approach for adapting to a priori unknown information flows, we first demonstrate that classical policy design may fail to achieve the lower bound in Theorem 1 in the presence of unknown information flows, and develop some intuition for how such policies may be adjusted to better leverage auxiliary information. We note that the discussion below is qualitative in nature, and is provided for communicating policy design ideas rather than rigorous analysis; these ideas will be formalized later on when we introduce candidate policies and analyze their performance.

The inefficiency of naive adaptation of ϵ -greedy policy. Consider a simple approach of adapting known MAB policies to account for arriving auxiliary information when calculating the estimates of mean rewards, while maintaining the structure of the policy otherwise. While such an approach is simple to implement, it may not suffice for achieving the lower bound in Theorem 1. To demonstrate this, consider the ϵ -greedy policy (Auer et al. 2002), which at each period t selects an arm randomly with

probability ϵ_t that is proportional to t^{-1} , and with probability $1 - \epsilon_t$ selects the arm with the highest reward estimate based on the observations collected thus far. The ϵ -greedy policy achieves performance that is rate-optimal for the stochastic MAB problem, guaranteeing regret of order $\log T$.

Consider the subclass of stationary information flows described in §3.1.1, with an arrival rate λ that is large compared to $\frac{\hat{\sigma}^2}{4\Delta^2T}$. In that case, we have seen that the lower bound on the regret becomes constant. However, the ϵ -greedy policy explores with suboptimal arms at a rate that is independent of the number of observations that were obtained, and therefore incurs regret of order $\log T$ due to over-exploration.

Over-exploration in the presence of additional information. For simplicity, consider a 2-armed bandit problem with $\mu_1 > \mu_2$. Suppose that at each time t the ϵ -greedy policy explores over arm 2 independently with probability $\epsilon_t = ct^{-1}$ for some constant $c > 0$. As a continuous-time proxy for the minimal number of times arm 2 is selected by time t , consider the function

$$\int_{s=1}^t \epsilon_s ds = c \int_{s=1}^t \frac{ds}{s} = c \log t.$$

The probability that arm 2 is selected at period t due to best-arm misidentification can be bounded from above by:⁶

$$\exp\left(-\bar{c} \int_{s=1}^t \epsilon_s ds\right) \leq \bar{c}t^{-1},$$

for some constants \bar{c}, \tilde{c} . Thus, the selection $\epsilon_t = ct^{-1}$ balances losses due to exploration and exploitation.⁷

Next, assume that just before period t_0 , additional information, in the form of an independent reward observation of arm 2, is received. Then, at time t_0 , the minimal number of observations from arm 2 *increases* to $(1 + c \log t_0)$, and the probability that arm 2 is selected due to best-arm misidentification at time t_0 (and onwards) *decreases* to

$$\exp\left(-\bar{c} \left(1 + \int_{s=1}^{t_0} \epsilon_s ds\right)\right) \leq e^{-\bar{c}} \cdot \tilde{c}t^{-1}, \quad \forall t \geq t_0.$$

Therefore, each auxiliary observation reduces the upper bound on the loss from exploitation by factor $e^{-\bar{c}}$. When there are many such observations, the loss from exploitation diminishes, but the policy still incurs regret of order $\log T$ due to over-exploration.

Endogenizing the exploration rate. Note that there exists a *future* time period $\hat{t}_0 \geq t_0$ such that:

$$1 + c \int_1^{t_0} \frac{ds}{s} = c \int_1^{\hat{t}_0} \frac{ds}{s}. \tag{3}$$

⁶This upper bound on the probability of misidentifying the best arm can be obtained using standard concentration inequalities and is formalized, for example, in Step 5 of the proof of Theorem 3.

⁷The principle of designing the exploration schedule to balance losses from experimenting with suboptimal arms and from misidentification of the best arm is commonly used for developing efficient policies; see related discussions in Auer et al. (2002), Langford and Zhang (2008), Goldenshluger and Zeevi (2013), and Bastani and Bayati (2015).

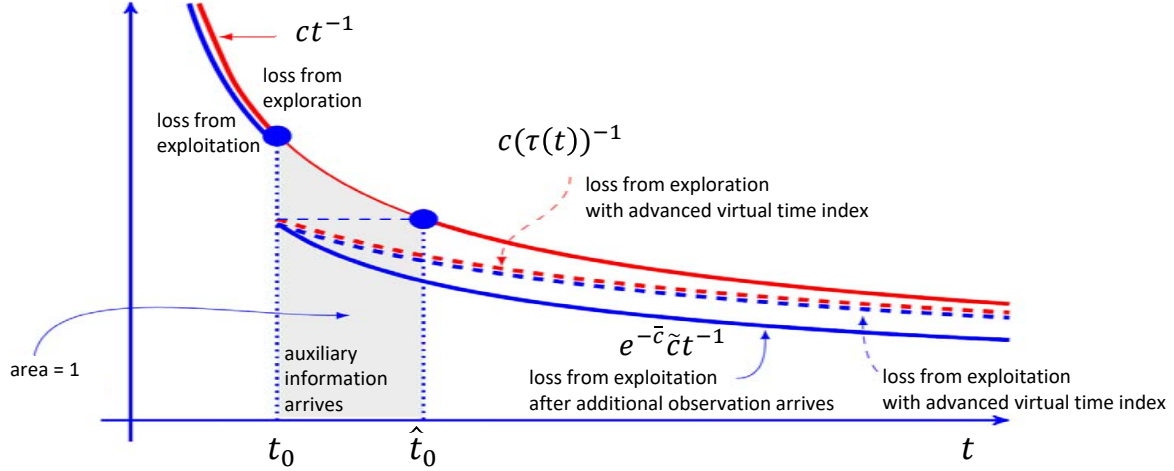


Figure 2: Losses from exploration and exploitation (normalized through division by $(\mu_1 - \mu_2)$) in the presence of information arrival at time t_0 with and without replacing the time index t with a virtual time index $\tau(t)$. Without a virtual time index, exploration is performed at rate ct^{-1} , which results in sub-optimality after time t_0 . When a virtual time index is used and advanced at time t_0 , the exploration rate becomes $c(\tau(t))^{-1}$, which re-balances exploration and exploitation (dashed lines coincide).

In words, the minimal number of past observations from arm 2 by time t_0 , including the additional observation that arrived just before t_0 , equals (in expectation) the minimal number of past observations from arm 2 by time \hat{t}_0 without any additional information arrivals. Therefore, replacing $\epsilon_t = ct^{-1}$ with $\epsilon_t = \hat{c}t^{-1}$ for all $t \geq t_0$ would adjust the exploration rate to fit the amount of information *actually* collected. Exploration and exploitation would be balanced once again, with reduced regret; see Figure 3 for an illustration of this observation. We therefore define a virtual time $\tau(\cdot)$, and adjust the new exploration rate to be $\epsilon_t = c(\tau(t))^{-1}$. We define $\tau(t) = t$ for all $t < t_0$, and $\tau(t) = \hat{t}_0 + (t - t_0)$ for $t \geq t_0$. Solving (3) for \hat{t}_0 , we can write $\tau(t)$ in closed form:

$$\tau(t) = \begin{cases} t & t < t_0 \\ c_0 t_0 + (t - t_0) & t \geq t_0, \end{cases}$$

for some constant $c_0 > 1$. Therefore, the virtual time grows together with t , and advanced by a multiplicative constant whenever an auxiliary observation arrives.

5.2 A simple rate-optimal adaptive policy

To demonstrate a simple implementation of the ideas discussed in §5.1 we provide the ϵ -greedy policy with *adaptive exploration* that includes the key elements that are essential for appropriately adjusting the exploration rate in the presence of unknown information flows. Define $n_{k,t}$ and $X_{n_{k,t},t}$ as in (2), and consider the following adaptation of the ϵ -greedy policy (Auer et al. 2002).

ϵ -greedy with adaptive exploration. Input: a tuning parameter $c > 0$.

1. Initialization: set initial virtual times $\tau_{k,0} = 0$ for all $k \in \mathcal{K}$
2. At each period $t = 1, 2, \dots, T$:
 - (a) Observe the vectors \mathbf{h}_t and \mathbf{Z}_t
 - (b) Update virtual time indexes for all $k \in \mathcal{K}$:

$$\tau_{k,t} = \begin{cases} \tau_{k,t-1} + 1 & \text{if } t < \left\lceil \frac{Kc\sigma^2}{\Delta^2} \right\rceil \\ (\tau_{k,t-1} + 1) \cdot \exp\left(\sum_{s=1}^t \frac{h_{k,s}\Delta^2}{c\hat{\sigma}^2}\right) & \text{if } t = \left\lceil \frac{Kc\sigma^2}{\Delta^2} \right\rceil \\ (\tau_{k,t-1} + 1) \cdot \exp\left(\frac{h_{k,t}\Delta^2}{c\hat{\sigma}^2}\right) & \text{if } t > \left\lceil \frac{Kc\sigma^2}{\Delta^2} \right\rceil \end{cases}$$

- (c) With probability $\min\left\{1, \frac{c\sigma^2}{\Delta^2} \sum_{k'=1}^K \tau_{k',t}^{-1}\right\}$ select an arm at random: (*exploration*)

$$\pi_t = k \quad \text{with probability} \quad \frac{\tau_{k,t}^{-1}}{\sum_{k'=1}^K \tau_{k',t}^{-1}}, \quad \text{for all } k \in \mathcal{K}$$

Otherwise, select an arm with the highest estimated reward: (*exploitation*)

$$\pi_t = \arg \max_{k \in \mathcal{K}} \bar{X}_{k,n_{k,t}},$$

- (d) Receive and observe a reward $X_{\pi_t,t}$

The ϵ -greedy policy with adaptive exploration selects arms uniformly at random (explores) up to time step $t^* = \left\lceil \frac{Kc\sigma^2}{\Delta^2} \right\rceil$. Then, at period t^* the policy advances the virtual time indexes associated with the different arms according to all the auxiliary information that has arrived up to time t^* . From period $t^* + 1$ and on, the policy advances the virtual time indexes based on auxiliary information that has arrived since the last period. Finally, at each step $t > t^*$, the policy explores with probability that is proportional to $\sum_{k'=1}^K \tau_{k',t}^{-1}$, and otherwise pulls the arm with the highest empirical mean reward. In exploration periods, arm k is explored with a probability that is weighted by $\tau_{k,t}^{-1}$, based on the virtual time index that is associated with that arm. Notably, the ϵ -greedy policy with adaptive exploration dynamically reacts to the information flows by effectively reducing exploration rates for different arms to guarantee that the loss due to exploration is balanced throughout the horizon with the loss due to misidentification of the best arm. This balance is kept by adjusting *virtual time* indexes $\tau_{k,t}$.

Every time additional information on arm k is observed, a carefully selected multiplicative factor is used

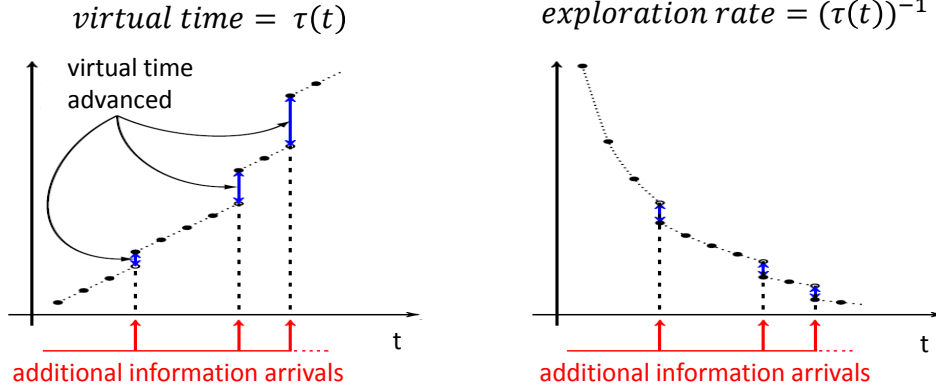


Figure 3: Illustration of the adaptive exploration approach. (Left) Virtual time index $\tau(\cdot)$ is advanced using multiplicative factors whenever auxiliary information arrives. (Right) Exploration rate decreases as a function of $\tau(\cdot)$, exhibiting discrete “jumps” whenever auxiliary information arrives.

to further advance the virtual time index $\tau_{k,t}$ according to the update rule $\tau_{k,t} = (\tau_{k,t-1} + 1) \cdot \exp(\delta \cdot h_{k,t})$, for some suitably selected δ . In particular, the policy explores each arm k at a rate that would have been appropriate *without* auxiliary information flows at a *future* time step $\tau_{k,t}$. The general idea of adapting the exploration rate of a policy by advancing a virtual time index as a function of the information arrival process is illustrated in Figure 3.

The following result characterizes the guaranteed performance and establishes the rate optimality of ϵ -greedy with adaptive exploration in the presence of unknown information flows.

Theorem 3 (Near optimality of ϵ -greedy with adaptive exploration) *Let π be an ϵ -greedy with adaptive exploration policy, tuned by $c > \max\left\{16, \frac{10\Delta^2}{\sigma^2}\right\}$. Then, there exists a time index t^* such that for every $T \geq t^*$, and for any information arrival matrix \mathbf{H} , one has:*

$$\mathcal{R}_S^\pi(\mathbf{H}, T) \leq \sum_{k \in \mathcal{K}} \Delta_k \left(\frac{C_7}{\Delta^2} \log \left(\sum_{\tau=t^*+1}^T \exp \left(-\frac{\Delta^2}{C_7} \sum_{s=1}^{\tau} h_{k,s} \right) \right) + C_8 \right),$$

where C_7 , and C_8 are positive constants that depend only on σ and $\hat{\sigma}$.

Key ideas in the proof. We decompose overall regret into exploration and exploitation time periods. To bound the regret at exploration time periods we note that virtual time indexes could be expressed by

$$\tau_{k,t} = t^* \exp \left(\frac{\Delta^2}{c\hat{\sigma}^2} \sum_{\tau=1}^t h_{k,\tau} \right) + \sum_{s=t^*+1}^t \exp \left(\frac{\Delta^2}{c\hat{\sigma}^2} \sum_{\tau=s}^t h_{k,\tau} \right).$$

Let t_m denote the time step at which the m^{th} auxiliary observation for arm k realizes. We establish an upper bound on the expected number of exploration time periods for arm k in the time interval $[t_m, t_{m+1} - 1]$, which scales linearly with $\frac{c\hat{\sigma}^2}{\Delta^2} \log \left(\frac{\tau_{k,t_{m+1}}}{\tau_{k,t_m}} \right) - 1$. Summing over all possible values of m , we obtain that the regret over exploration time periods is bounded from above by

$$\sum_{k \in \mathcal{K}} \Delta_k \cdot \frac{c\sigma^2}{\Delta^2} \log \left(\frac{e}{t^* - 1/2} \sum_{t=t^*+1}^T \exp \left(\frac{-\Delta^2}{c\hat{\sigma}^2} \sum_{s=1}^t h_{k,\tau} \right) + e \right).$$

To analyze regret at exploitation time epochs we first lower bound the number of observations of each arm using Bernstein inequality, and then apply Chernoff-Hoeffding inequality to bound the probability that a sub-optimal arm would have the highest estimated reward, given the minimal number of observations on each arm. When $c > \max \left\{ 16, \frac{10\Delta^2}{\sigma^2} \right\}$, this regret component decays at rate of at most t^{-1} . ■

5.3 Adjusting policies that are based on an upper confidence bound

While an ϵ -greedy policy with adaptive exploration can be used for achieving near optimal performance, it also serves us as a tool to communicate a broad approach for designing adaptive rate-optimal policies in the presence of unknown information flows, by adjusting policies that are designed to achieve “good” performance in the absence of information flows. Our approach is based on endogenizing the exploration rates of these policies through virtual time indexes that are advanced whenever new information is revealed (as illustrated in Figure 3). We next further demonstrate our approach by adjusting the design of UCB1 (that explicitly use a time index in its algorithmic structure) in a manner that guarantees near optimality in the presence of auxiliary information flows.

Define $n_{k,t}$ and $X_{n_{k,t},t}$ as in (2), and consider the next adaptation of UCB1 policy (Auer et al. 2002).

UCB1 with adaptive exploration. Inputs: a constant c .

1. Initialization: set initial virtual times $\tau_{k,0} = 0$ for all $k \in \mathcal{K}$
2. At each period $t = 1, \dots, T$:
 - (a) Observe the vectors \mathbf{h}_t and \mathbf{Z}_t
 - (b) Update the virtual times: $\tau_{k,t} = (\tau_{k,t-1} + 1) \cdot \exp \left(\frac{h_{k,t}\Delta^2}{4c\hat{\sigma}^2} \right)$ for all $k \in \mathcal{K}$
 - (c) Select the arm

$$\pi_t = \begin{cases} t & \text{if } t \leq K \\ \arg \max_{k \in \mathcal{K}} \left\{ \bar{X}_{k,n_{k,t}} + \sqrt{\frac{c\sigma^2 \log \tau_{k,t}}{n_{k,t}}} \right\} & \text{if } t > K \end{cases}$$

- (d) Receive and observe a reward $X_{\pi_t,t}$

The UCB1 with adaptive exploration takes actions based on the upper-confidence bounds $\bar{X}_{k,n_{k,t}} + \sqrt{\frac{c\sigma^2 \log \tau_{k,t}}{n_{k,t}}}$, where virtual time indexes $\tau_{k,t}$ are advanced whenever new information arrives. Even though there are no explicit exploration periods in UCB1, in the absence of auxiliary information this policy selects suboptimal actions at rate t^{-1} (and essentially explores at that rate); in the adjusted UCB1

policy this rate is controlled endogenously by virtual times indexes. The following result establishes the rate optimality of UCB1 with adaptive exploration in the presence of unknown information flows.

Theorem 4 *Let π be a UCB1 with adaptive exploration policy, tuned by $c > 2$. Then, for any $T \geq 1$, $K \geq 2$, and auxiliary information arrival matrix \mathbf{H} :*

$$\mathcal{R}_S^\pi(\mathbf{H}, T) \leq \sum_{k \in \mathcal{K}} \Delta_k \left(\frac{C_9}{\Delta^2} \log \left(\sum_{t=0}^T \exp \left(\frac{-\Delta^2}{C_9} \sum_{s=1}^t h_{k,s} \right) \right) + C_{10} \right),$$

where C_9 , and C_{10} are positive constants that depend only on σ and $\hat{\sigma}$.

Key ideas in the proof. The proof adjusts the analysis of original UCB1 policy. Pulling a suboptimal arm k at time step t implies at least one of the following three possibilities: (i) the empirical average of the best arm deviates from its mean; (ii) the empirical mean of arm k deviates from its mean; or (iii) arm k has not been pulled sufficiently often in the sense that

$$\tilde{n}_{k,t-1} \leq l_{k,t} - \sum_{s=1}^t \frac{\sigma^2}{\hat{\sigma}^2} h_{k,s},$$

where $l_{k,t} = \frac{4c\sigma^2 \log(\tau_{k,t})}{\Delta^2}$, and $\tilde{n}_{k,t-1}$ is the number of times arm k is pulled up to time t . The probability of the first two events can be bounded using Chernoff-Hoeffding inequality, and the probability of the third one can be bounded using:

$$\sum_{t=1}^T \mathbb{1} \left\{ \pi_t = k, \tilde{n}_{k,t-1} \leq l_{k,t} - \sum_{s=1}^t \frac{\sigma^2}{\hat{\sigma}^2} h_{k,s} \right\} \leq \max_{1 \leq t \leq T} \left\{ l_{k,t} - \sum_{s=1}^t \frac{\sigma^2}{\hat{\sigma}^2} h_{k,s} \right\}.$$

Therefore, we establish that for $c > 2$,

$$\mathcal{R}_S^\pi(\mathbf{H}, T) \leq \sum_{k \in \mathcal{K} \setminus \{k^*\}} \Delta_k \left(\frac{C_9}{\Delta^2} \cdot \max_{1 \leq t \leq T} \log \left(\sum_{m=1}^t \exp \left(\frac{\Delta^2}{C_9} \sum_{s=m}^t h_{k,s} - \frac{\Delta^2}{C_9} \sum_{s=1}^t h_{k,s} \right) \right) + C_{10} \right). \quad \blacksquare$$

As we discuss in §5.4, in certain instances with additional information other adjustments of UCB1 may lead to good empirical performance as well. Nevertheless, an important feature of the virtual time indexes method is that it allows leveraging analysis from settings without additional information. Thus, it enables one to establish for UCB-type policies, in a relatively simple manner, analytical performance bounds that are uniform over our class of information arrival processes.

5.4 Numerical analysis.

In order to further evaluate the performance of policies detailed in §4 and §5 we carried out some numerical experiments that is detailed in Appendix D. First, we compared the performance of the

adjusted policies described earlier with more “naive” versions of these policies that update empirical means and the reward observation counters upon auxiliary information arrivals but do not update the virtual time index as we have prescribed. For ϵ -greedy we find that adaptive exploration (using virtual time indexes) always outperforms the naive version. For UCB1 policy, we observe that when the amount of auxiliary information is very large, naive adaptations may lead to slightly smaller cumulative regret, whereas in instances where auxiliary information is more limited the adaptive versions have a better performance. The reason for this phenomenon is that if we do not update virtual time indexes in these two policies, they tend to explore less after receiving auxiliary information. In the naive adaptation of the UCB1 policy, the upper confidence bound shrinks faster than its adaptive version, which results in less exploration. Hence, when one faces fewer information arrivals, the naive versions of these two policies tend to *under-explore* and later on they incur more regret. We find that, depending on the underlying reward structure, an adaptation of Thompson sampling can over-perform or under-perform relative to policies adjusted based on advancing virtual time indexes.

We also explored the dependence of the performance on the tuning parameter c . For all the policies discussed in this paper, we found that when the auxiliary information flow is abundant lower tuning parameter c typically exhibits better performance. However, when there is less auxiliary information a very small tuning parameter c results in a lot of regret. This fits the intuition that when c is small these policies tend to explore less, and therefore when auxiliary information is rare they under-explore.

6 Application to contextual MAB

In this section we extend our model to the contextual MAB framework with linear response and stochastic contexts that is described in Goldenshluger and Zeevi (2013).

6.1 Linear response model with additional information

Following the formulation in Goldenshluger and Zeevi (2013), the analysis in this section focuses on the case of two arms, but can be directly extended to any finite number of arms. Assume that at each time step t , the agent first observes a random context $W_t \in \mathbb{R}^{d+1}$ such that the first element of W_t is always 1 (namely, $(W_t)_1 = 1$) and then selects an arm. If arm k is selected, the reward $X_{k,t}$ is observed and received, where $X_{k,t}$ is assumed to be σ^2 -sub-Gaussian, and to have mean $\mathbb{E}[X_{k,t}] = W_t^\top \beta_k$, where β_k is a vector of unknown parameters. Rewards are assumed to be independent across time steps and arms.

As defined in §2, before each time step t , the agent may or may not observe auxiliary information on some of the arms. Let $h_{k,t} \in \{0, 1\}$ denote the indicator of observing auxiliary information on arm k before time t . If $h_{k,t} = 1$ then, a random context $V_{k,t} \in \mathbb{R}^{d+1}$ is observed, such that the first element of $V_{k,t}$ is always 1 (that is, $(V_{k,t})_1 = 1$), along with an outcome $Y_{k,t}$, which is $\hat{\sigma}^2$ -sub-Gaussian and has

mean $\mathbb{E}[Y_{k,t}] = V_{k,t}^\top \beta_k$. The outcomes $Y_{k,t}$ are assumed to be independent across time epochs and arms.

An admissible policy π is a sequence of mappings $\{\pi_t : t = 1, 2, \dots\}$ from past observations and current contexts to arms.⁸ We measure performance relative to a *dynamic* benchmark that selects the best arm at each epoch t given the context W_t and prior knowledge of the vectors β_k , $k \in \mathcal{K}$, and denote it by $\pi_t^* := \arg \max_k W_t^\top \beta_k$. For a given arrival matrix \mathbf{H} , this regret measure is defined as follows:

$$\mathcal{R}^\pi(\mathbf{H}, T) := \mathbb{E}^\pi \left[\sum_{t=1}^T X_{\pi_t^*, t} - X_{\pi_t, t} \right].$$

We assume that the contexts W_t are generated independently according to the distribution P_w , and that for each k the contexts $V_{k,t}$ are generated independently according to the distribution $P_v^{(k)}$. Following Goldenshluger and Zeevi (2013), we further make the following assumptions.

Assumption 1 *There exists a positive r such that $\max_{i \geq 2} |(W_t)_i| \leq r$. Furthermore, there exists a positive $\underline{\lambda}$ such that $\lambda_{\min}(Q) \geq \underline{\lambda} > 0$, where $Q := \mathbb{E}[W_t W_t^\top]$.*

Assumption 2 *There exists positive constants ρ_0, L and α such that $\mathbb{P}\{ |(\beta_1 - \beta_2)^\top W_t| \leq \rho \} \leq L\rho^\alpha$, for all $\rho \in (0, \rho_0]$.*

Assumption 2, known as the margin condition in the statistics literature (see, e.g., Tsybakov 2004), determines how fast the covariate mass around the decision boundary shrinks. When $\alpha = 1$ this mass shrinks linearly, when $\alpha > 1$ it shrinks super-linearly, and when $\alpha < 1$ it shrinks sub-linearly. The larger the parameter α the easier the problem is since it becomes less likely to have a covariate near the decision boundary where it is hard to identify the optimal arm.

Assumption 3 *There exists a positive constant λ_* such that $\lambda_{\min}(\mathbb{E}U_t^+ W_t W_t^\top) \wedge \lambda_{\min}(\mathbb{E}U_t^- W_t W_t^\top) \geq \lambda_* > 0$, where $U_t^+ = \mathbb{1}\{(\beta_1 - \beta_2)^\top W_t \geq \rho_0\}$ and $U_t^- = \mathbb{1}\{(\beta_2 - \beta_1)^\top W_t \geq \rho_0\}$.*

Assumption 4 *There exists some positive constant b such that $\|\beta_k\|_\infty \leq b$ for all $k \in \mathcal{K}$.*

In addition, we make the following assumption on the covariates corresponding to the additional information, which corresponds to Assumption 1.

Assumption 5 *$\max_{i \geq 2} |(V_{k,t})_i| \leq r$ for the same constant r in Assumption 1. Furthermore, $\lambda_{\min}(\hat{Q}_k) \geq \underline{\lambda} > 0$, where $\hat{Q}_k := \mathbb{E}[V_{k,t} V_{k,t}^\top]$ for the same constant $\underline{\lambda}$ in Assumption 1.*

Under assumptions 1-4, Goldenshluger and Zeevi (2013) propose a policy based on ordinary least squares that achieves logarithmic regret. They also show that when Assumption 2 holds with $\alpha = 1$,

⁸Formally, π_t is a mapping from $\mathcal{H}_t^+ := \begin{cases} \{W_1, \{(h_{k,1}, h_{k,1}Y_{k,1}, h_{k,1}V_{k,1})\}_{k \in \mathcal{K}}\} & \text{if } t = 1 \\ \{\{X_{\pi_s, s}\}_{s=1}^{t-1}, \{W_s\}_{s=1}^t, \{(h_{k,s}, h_{k,s}Y_{k,s}, h_{k,s}V_{k,s})\}_{s \leq t, k \in \mathcal{K}}\} & \text{if } t > 1 \end{cases}$, to \mathcal{K} .

the logarithmic regret they achieve is optimal. In fact, Goldenshluger and Zeevi (2013) show that when $\alpha = 1$ even with full feedback (as opposed to bandit feedback) no policy can guarantee a better regret rate. While the policy suggested in Goldenshluger and Zeevi (2013) guarantees logarithmic regret also when $\alpha > 1$, they suggest that this regret rate can be improved.⁹ In the remainder of this section we adjust the sampling method from Goldenshluger and Zeevi (2013) following the adaptive exploration approach proposed in this paper. When Assumption 2 holds with $\alpha = 1$ the adjusted policy achieves logarithmic regret, but when Assumption 2 holds with $\alpha > 1$ the regret it guarantees reduces to $\mathcal{O}\left(\sum_{k \in \mathcal{K}} \log\left(\sum_{t=1}^T \exp\left(-c \cdot \sum_{s=1}^t h_{k,s}\right)\right)\right)$ for some constant c and, in particular, decreases to a constant when auxiliary information appears frequently and early enough.¹⁰

We note that in this section we do not assume any mapping ϕ_k for extracting information from outcomes $Y_{k,t}$. Rather, this information is used for enhancing estimates of the underlying parameters and improving performance through leveraging the parametric structure of the contextual MAB problem.

6.2 Adjusted policy and adaptive performance guarantees

We first introduce additional notation that is required for describing the proposed policy. Let q and \hat{q} be some positive constants. Define $t^* := \max\left\{\frac{2K}{q^2}, K(d+1)\right\}$. When $t \leq t^*$ the policy explores with probability 1, and when $t > t^*$ it generates a random variables $G_t \sim \text{Uniform}[0, 1]$ and explores only if $G_t \leq \frac{2}{q} \sum_{k'=1}^K \tau_{k',t}^{-1}$. Define the counter $\hat{n}_{k,t}$ as follows:

$$\hat{n}_{k,t} := \sum_{s=1}^t \mathbb{1}\left\{\pi_s = k, G_t \leq \frac{2}{q} \sum_{k'=1}^K \tau_{k',t}^{-1}\right\} + \sum_{s=1}^{t+1} \frac{\hat{q}}{q} h_{k,s},$$

where $\tau_{k,t}$ is the virtual time index, and let $n_{k,t}$ be the number of times arm k is observed up to time t :

$$n_{k,t} := \sum_{s=1}^t \mathbb{1}\{\pi_s = k\} + \sum_{s=1}^{t+1} \frac{\hat{q}}{q} h_{k,s}.$$

Using these two counters, we further define:

⁹This conjecture is based on prior analysis from Goldenshluger and Zeevi (2009) that consider a less general one-armed bandit framework with a single covariate and show that when it is known that Assumption 2 holds with $\alpha > 1$ constant regret is achievable using a semi-myopic policy. Nevertheless, their semi-myopic policy is sub-optimal if Assumption 2 holds with $\alpha = 1$. To the best of our knowledge, even for the one-armed bandit setting in Goldenshluger and Zeevi (2009) no *single* policy was shown to achieve both logarithmic regret when Assumption 2 holds with $\alpha = 1$, as well as improved regret rate when Assumption 2 holds with $\alpha > 1$ (without prior knowledge on the value of α for which Assumption 2 holds).

¹⁰We note that Bastani et al. (2017) show that when Assumption 3 is replaced with a stronger assumption on the *diversity* of contexts, even a myopic policy is guaranteed to achieve rate optimal performance both when $\alpha > 1$ and $\alpha = 1$, achieving constant regret in the former case and logarithmic regret in the latter case.

$$\begin{aligned}\hat{Q}_{k,t} &:= \left(\sum_{s=1}^{t-1} \mathbb{1} \left\{ \pi_s = k, G_t \leq \frac{2}{q} \sum_{k'=1}^K \tau_{k',t}^{-1} \right\} \cdot W_s W_s^\top + \sum_{s=1}^t \frac{\hat{q}}{q} h_{k,s} \cdot V_{k,s} V_{k,s}^\top \right) / \hat{n}_{k,t-1}, \\ \hat{\beta}_{k,t} &:= \hat{Q}_{k,t}^{-1} \cdot \frac{1}{\hat{n}_{k,t-1}} \left[\sum_{s=1}^{t-1} \mathbb{1} \left\{ \pi_s = k, G_t \leq \frac{2}{q} \sum_{k'=1}^K \tau_{k',t}^{-1} \right\} \cdot W_s X_{k,s} + \sum_{s=1}^t \frac{\hat{q}}{q} h_{k,s} \cdot V_{k,s} Y_{k,s} \right], \\ \tilde{Q}_{k,t} &:= \left(\sum_{s=1}^{t-1} \mathbb{1} \{ \pi_s = k \} \cdot W_s W_s^\top + \sum_{s=1}^t \frac{\hat{q}}{q} h_{k,s} \cdot V_{k,s} V_{k,s}^\top \right) / n_{k,t-1}, \\ \tilde{\beta}_{k,t} &:= \tilde{Q}_{k,t}^{-1} \cdot \frac{1}{n_{k,t-1}} \left[\sum_{s=1}^{t-1} \mathbb{1} \{ \pi_s = k \} \cdot W_s X_{k,s} + \sum_{s=1}^t \frac{\hat{q}}{q} h_{k,s} \cdot V_{k,s} Y_{k,s} \right].\end{aligned}$$

OLS bandit with ε -greedy adaptive exploration. Input: the tuning parameters h, q , and \hat{q} .

Initialization: $\tau_{k,0} = 0$ and $\tilde{n}_{k,0} = 0$ for all $k \in \mathcal{K}$.

At each period $t = 1, 2, \dots, T$:

- (a) Observe the vectors \mathbf{h}_t and $h_{k,t} V_{k,t}$ for $k \in \mathcal{K}$ and update the virtual time indexes for all $k \in \mathcal{K}$:

$$\tau_{k,t} = \begin{cases} \tau_{k,t-1} + 1 & \text{if } t < t^* \\ (\tau_{k,t-1} + 1) \cdot \exp\left(\frac{t}{\sum_{s=1}^t \frac{2h_{k,s}}{\hat{q}}}\right) & \text{if } t = t^* \\ (\tau_{k,t-1} + 1) \cdot \exp\left(\frac{2h_{k,t}}{\hat{q}}\right) & \text{if } t > t^* \end{cases}$$

- (b) Observe context W_t , and generate a random variable $G_t \sim \text{Uniform}[0, 1]$

- (c) If $t \leq t^*$ alternate over arms using $\pi_t = t \bmod K$. Otherwise, if $G_t \leq \frac{2}{q} \sum_{k'=1}^K \tau_{k',t}^{-1}$ select an arm at random:

$$\pi_t = k \quad \text{with probability} \quad \frac{\tau_{k,t}^{-1}}{\sum_{k'=1}^K \tau_{k',t}^{-1}}, \quad \text{for all } k \in \mathcal{K}.$$

Otherwise, if $|(\hat{\beta}_{1,t} - \hat{\beta}_{2,t})^\top W_t| > h/2$ set

$$\pi_t = \arg \max_{k \in \mathcal{K}} \hat{\beta}_{k,t}^\top W_t.$$

Otherwise, set

$$\pi_t = \arg \max_{k \in \mathcal{K}} \tilde{\beta}_{k,t}^\top W_t.$$

Similar to the ε -greedy with adaptive exploration policy, the adjusted OLS bandit policy dynamically reacts to the arrival of additional information to balance between exploration and exploitation. Our policy adjust the fixed sampling schedule suggested in Goldenshluger and Zeevi (2013), to make this schedule adaptive with respect to the information arrival: whenever auxiliary information arrives, it

advances the exploration schedule as if the policy itself has collected all the samples.

The following result establishes that OLS bandit with adaptive exploration achieves logarithmic regret when Assumption 2 holds with $\alpha = 1$, but also, it achieves improved regret (in particular, constant regret, when information arrives frequently/early enough) when Assumption 2 holds with $\alpha > 1$, without prior knowledge on the value of α for which Assumption 2 holds.

Theorem 5 *Let Assumptions 1-5 hold. Fix $T \geq 1$ and an information arrival matrix \mathbf{H} , and let π be an OLS bandit with ε -greedy adaptive exploration policy, tuned by the parameters $h \leq \rho_0$, as well as*

$$q \leq \min \left\{ \frac{h^2 \underline{\lambda}}{192\sigma^2(1+r^2d)}, \frac{\underline{\lambda}^2}{24(d+1)^2 \max\{r^2, r^4\}}, \frac{1}{5} \right\}; \quad \hat{q} \leq \min \left\{ \frac{h^2 \underline{\lambda}}{192\hat{\sigma}^2(1+r^2d)}, \frac{\underline{\lambda}^2}{24(d+1)^2 \max\{r^2, r^4\}} \right\}.$$

If Assumption 2 holds with $\alpha = 1$, then

$$\mathcal{R}^\pi(\mathbf{H}, T) \leq \frac{4b}{q} \sqrt{\lambda_{\max}(Q)} \log(T+1) + C_{11} L \sigma^2 d^2 (1+r^2d) \lambda_*^{-2} \max\{1, r^2\} \log T + C_{12}.$$

If Assumption 2 holds with $\alpha > 1$, then

$$\mathcal{R}^\pi(\mathbf{H}, T) \leq \sum_{k \in \mathcal{K}} \frac{2b}{q} \sqrt{\lambda_{\max}(Q)} \log \left(\sum_{t=0}^T \exp \left(-\frac{\hat{q}}{2} \sum_{s=1}^t h_{k,s} \right) \right) + C_{13}.$$

Here, C_{11} is an absolute constant, and C_{12} and C_{13} are positive constant that can depend on σ^2, b, r, α and d .

7 Concluding remarks and extensions

In this paper we considered an extension of the multi-armed bandit framework, allowing for unknown and arbitrary information flows on each arm. We studied the impact of such auxiliary information on the design of efficient learning policies and on the performance that can be achieved. We introduced a general approach for designing learning policies that adapt in real time to the unknown information arrival process. Our approach is based on adjusting existing MAB policies by endogenously controlling the exploration rate of the policy by advancing virtual time indexes each time auxiliary information arrives. We established that using this approach one may guarantee the best performance (in terms of minimax regret) that is achievable under prior knowledge on the information arrival process, and demonstrated the effectiveness of this approach in adapting “of the shelf” policies (in the classical stochastic MAB setting, as well as in the more general contextual bandits with linear response setting) and analyzing performance bounds for these adjusted policies.

The next subsections detail additional extensions of our basic formulation. In §7.1 we consider the case where the mapping ϕ_k , which connects the additional information to the mean rewards, is a priori

unknown, and provide an impossibility result, showing that in general, when the mappings ϕ_k are unknown, no policy can guarantee any performance improvement by using auxiliary information flows. In §7.2 we consider endogenous information flows that are reactive to the history, and establish that in a broad class of such information arrival processes our approach leads to improved performance bounds. In §7.3 we conclude with some open problems and directions for future research.

7.1 Unknown mappings ϕ_k

Our basic formulation considers known mappings ϕ_k such that $\mathbb{E}[\phi_k(Y_{k,t})] = \mu_k$ for all $k \in \mathcal{K}$. One interesting question is what type of performance guarantees could be established when the mappings ϕ_k are a priori unknown. For that matter we state an impossibility result in terms of the performance gain one could hope to extract from additional information when these mappings are unknown. We establish that for any information arrival process \mathbf{H} , the regret can grow logarithmically with the horizon length T . In other words, no admissible policy can guarantee any performance gain based on additional information when the mappings ϕ_k that connect this information to the mean rewards are a priori unknown.

Proposition 1 (No guaranteed performance gain with unknown mapping ϕ_k) *Assume that the mappings $\{\phi_k; k \in \mathcal{K}\}$ are unknown. For any $T \geq 1$ and information arrival matrix \mathbf{H} , the worst-case regret of any admissible policy $\pi \in \mathcal{P}$ is bounded from below as follows*

$$\mathcal{R}_{\mathcal{S}}^{\pi}(\mathbf{H}, T) \geq \frac{C_1(K-1)}{\Delta} \log \left(\frac{C_2 \Delta^2}{K} T \right),$$

where C_1 and C_2 are the positive constants that were introduced in Theorem 1.

In the proof of this proposition we show that, in fact, no admissible policy can guarantee any performance gain based on additional information even when the mappings ϕ_k are known to be linear with an unknown parameter. We next describe the main ideas of the proof for the case of two arms. Denote by $\mathcal{S}' = \mathcal{S}'(\Delta, \sigma^2, \hat{\sigma}^2)$, the class that includes pairs of allowed reward distribution profiles $(\boldsymbol{\nu}, \boldsymbol{\nu}')$, as described in §2 with the additional condition that $\phi_k(\cdot) = \alpha_k \times (\cdot)$ for $\alpha_k \in \{\alpha_1, \alpha_2\}$ for some $\alpha_2 > \alpha_1$. Note that $\mathcal{S}' \subset \mathcal{S}$, which implies $\mathcal{R}_{\mathcal{S}}^{\pi}(\mathbf{H}, T) \geq \mathcal{R}_{\mathcal{S}'}^{\pi}(\mathbf{H}, T)$. We consider two possible profiles of reward distributions, $\boldsymbol{\nu}^{(1)}$ and $\boldsymbol{\nu}^{(2)}$, that are “close” enough in the sense that it is hard to distinguish between the two, but “separated” enough such that a considerable regret may be incurred when the “correct” profile of distributions is misidentified. More precisely, we assume that the decision maker is a priori informed that the first arm generates rewards according to a normal distribution with standard variation σ and a mean that is either $\tilde{\mu} - \Delta$ (according to $\boldsymbol{\nu}^{(1)}$) or $\tilde{\mu} + \Delta$ (according to $\boldsymbol{\nu}^{(2)}$), and the second arm is known to generate rewards with normal distribution of standard variation σ and mean $\tilde{\mu}$. We set the parameter $\tilde{\mu}$ such that $\frac{\tilde{\mu} + \Delta}{\alpha_2} = \frac{\tilde{\mu} - \Delta}{\alpha_1}$, and the distribution of auxiliary observations $\boldsymbol{\nu}'^{(1)}$ and $\boldsymbol{\nu}'^{(2)}$

such that $Y_{2,t} = \frac{\tilde{\mu} + \Delta}{\alpha_2} = \frac{\tilde{\mu} - \Delta}{\alpha_1}$ with probability one in both cases. For the case $(\boldsymbol{\nu}^{(1)}, \boldsymbol{\nu}'^{(1)})$, an unbiased estimator for the mean reward of the second arm can be constructed based on auxiliary observations through $\alpha_1 \cdot Y_{2,t}$. In the second case, this unbiased estimator takes the form $\alpha_2 \cdot Y_{2,t}$. However, since auxiliary observations have the same distribution in both cases these observations are uninformative for the purpose of identifying the true reward distribution.

7.2 Reactive information flows

In our framework auxiliary information is assumed to be independent of the past decision trajectory of the policy. We next discuss some potential implications of endogenous information flows by considering a simple extension of our model in which information flows depend on past decisions. The detailed formulation and analytical results that support this discussion appear in Appendix C.6.

For the sake of concreteness, we assume that information flows are polynomially proportional (decreasing or increasing) to the number of times various arms were selected. For some global parameters $\gamma > 0$ and $\omega \geq 0$ that are fixed over arms and time periods, we assume that for each time step t and arm k , the number of auxiliary observations received up to time t on arm k can be described as follows:

$$\sum_{s=1}^t h_{k,s} = \left[\rho_k \cdot \tilde{n}_{k,t-1}^\omega + \sum_{j \in \mathcal{K} \setminus \{k\}} \alpha_{k,j} \tilde{n}_{j,t-1}^\gamma \right], \quad (4)$$

where $\tilde{n}_{k,t} = \sum_{s=1}^t \mathbb{1}\{\pi_s = k\}$ is the number of times arm k is selected up to time t , $\rho_k \geq 0$ captures the dependence of auxiliary observations of arm k on the past selections of arm k , and for each $j \neq k$ the parameter $\alpha_{k,j} \geq 0$ captures the dependence of auxiliary observations of arm k on the past selections of arm j . We assume that there exist non-negative values $\bar{\rho}$, $\underline{\rho}$, $\bar{\alpha}$, and $\underline{\alpha}$ such that $\underline{\rho} \leq \rho_k \leq \bar{\rho}$ and $\underline{\alpha} \leq \alpha_{k,j} \leq \bar{\alpha}$ for all arms $k, j \in \mathcal{K}$.

While the structure of (4) introduces some limitation on the impact the decision path of the policy may have on the information flows, it still captures many types of dependencies. For example, when $\gamma = 0$, information arrivals are decoupled across arms, in the sense that selecting an action at a given period can impact only future information on that action. On the other hand, when $\gamma > 0$, a selection of a certain action may impact future information arrivals on all actions.

A key driver in the regret complexity is the order of the total number of times an arm is observed, $n_{k,t} = \tilde{n}_{k,t-1} + \sum_{s=1}^t \frac{\hat{\sigma}^2}{\sigma^2} h_{k,t}$, relative to the order of the number of times that arm is pulled, $\tilde{n}_{k,t-1}$. Therefore, a first observation is that as long as $n_{k,t}$ and $\tilde{n}_{k,t-1}$ are of the same order, one recovers the classical regret rates that appear in the stationary MAB literature; as this is the case when $\omega < 1$, we next focus on the case of $\omega \geq 1$. A second observation is that when pulling an arm increases information arrival rates to other arms (that is, when $\gamma > 0$ and $\underline{\alpha} > 0$), constant regret is achievable, and a myopic

policy can guarantee rate-optimal performance (see Proposition 2 in Appendix C.6).

In the case where information flows are decoupled across arms, in the sense that selecting a certain arm does not impact information flows associated with other arms, we further establish improved upper bound under the class of reactive information flows defined by (4) with $\gamma = 0$ and $\omega \geq 1$ (see Proposition 3 in Appendix C.6). For example, whenever mean rewards are separated (that is, Δ_k is independent of T for each k), the best achievable regret is of order $(\log T)^{1/\omega}$. We note that these analytical findings assume no prior knowledge of either the class of information arrival processes given by (4), or the parametric values under this structure.

7.3 Additional avenues for future research

We note that while in the above analysis we considered information flows that are allowed to be to the history of decisions and observations, and established that optimality of our approach for a class of such information flows, the characterization of minimax regret rates and optimal policy design for general endogenous information flows is a challenging open problem.

A remaining open problem is to determine analytically whether “naive” adaptations of UCB1 (in which the time index is not adjusted) can guarantee rate-optimal performance. While we have established the rate optimality of Thompson sampling in the presence of auxiliary information without prior knowledge of the minimal reward gap Δ , a related open problem is to design a general approach to adjust not only to unknown information arrival matrix \mathbf{H} but also to unknown Δ .

Despite the impossibility (in general) of performance gain when the mappings ϕ_k is unknown, it is an open problem to potentially characterize classes of mappings under which one could adapt to unknown mapping ϕ_k while guaranteeing performance improvement based on auxiliary information.

Our work relates to settings with partial monitoring (Cesa-Bianchi et al. 2006), where agents do not have access to incurred loss but only observe a feedback that carries some information about it. One potential analogy of our model would be to study adaptive policy design when agents might observe combinations of partial and exact feedback.

A Proofs of Main results

A.1 Preliminaries

In the proofs, we use the following notation unless it is stated otherwise. Let $\tilde{n}_{k,t}$ be the number of times arm k is pulled by the policy up to time t :

$$\tilde{n}_{k,t} := \sum_{s=1}^t \mathbb{1}\{\pi_s = k\}.$$

Let $n_{k,t}$ be the weighted number of samples observed from arm k up to time t :

$$n_{k,t} := \sum_{s=1}^{t-1} \mathbb{1}\{\pi_s = k\} + \sum_{s=1}^t \frac{\sigma^2}{\hat{\sigma}^2} h_{k,s}.$$

Denote by $\bar{X}_{k,n_{k,t}}$ the weighted empirical average of the k th arm reward after $n_{k,t}$ observations:

$$\bar{X}_{k,n_{k,t}} := \frac{\sum_{s=1}^t \frac{1}{\sigma^2} \mathbb{1}\{\pi_s = k\} X_{k,s} + \sum_{s=1}^t \frac{1}{\hat{\sigma}^2} Z_{k,s}}{\sum_{s=1}^{t-1} \frac{1}{\sigma^2} \mathbb{1}\{\pi_s = k\} + \sum_{s=1}^t \frac{1}{\hat{\sigma}^2} h_{k,s}}.$$

For any policy π and profiles $\boldsymbol{\nu}$ and $\boldsymbol{\nu}'$, let $\mathbb{P}_{(\boldsymbol{\nu}, \boldsymbol{\nu}')}^\pi$, $\mathbb{E}_{(\boldsymbol{\nu}, \boldsymbol{\nu}')}^\pi$, and $\mathbb{R}_{(\boldsymbol{\nu}, \boldsymbol{\nu}')}^\pi$ denote the probability, expectation, and regret when rewards are distributed according to $\boldsymbol{\nu}$, and auxiliary observations are distributed according to $\boldsymbol{\nu}'$.

A.2 Proof of Theorem 1

Step 1 (Notations and definitions). For $m, q \in \{1, \dots, K\}$ define the distribution profiles $\boldsymbol{\nu}^{(m,q)}$:

$$\boldsymbol{\nu}_k^{(m,q)} = \begin{cases} \mathcal{N}(0, \sigma^2) & \text{if } k = m \\ \mathcal{N}(+\Delta, \sigma^2) & \text{if } k = q \neq m \\ \mathcal{N}(-\Delta, \sigma^2) & \text{o.w.} \end{cases}.$$

For example, for $m = 1$, one has

$$\boldsymbol{\nu}^{(1,1)} = \begin{pmatrix} \mathcal{N}(0, \sigma^2) \\ \mathcal{N}(-\Delta, \sigma^2) \\ \mathcal{N}(-\Delta, \sigma^2) \\ \vdots \\ \mathcal{N}(-\Delta, \sigma^2) \end{pmatrix}, \boldsymbol{\nu}^{(1,2)} = \begin{pmatrix} \mathcal{N}(0, \sigma^2) \\ \mathcal{N}(+\Delta, \sigma^2) \\ \mathcal{N}(-\Delta, \sigma^2) \\ \vdots \\ \mathcal{N}(-\Delta, \sigma^2) \end{pmatrix}, \boldsymbol{\nu}^{(1,3)} = \begin{pmatrix} \mathcal{N}(0, \sigma^2) \\ \mathcal{N}(-\Delta, \sigma^2) \\ \mathcal{N}(+\Delta, \sigma^2) \\ \vdots \\ \mathcal{N}(-\Delta, \sigma^2) \end{pmatrix}, \dots, \boldsymbol{\nu}^{(1,K)} = \begin{pmatrix} \mathcal{N}(0, \sigma^2) \\ \mathcal{N}(-\Delta, \sigma^2) \\ \mathcal{N}(-\Delta, \sigma^2) \\ \vdots \\ \mathcal{N}(+\Delta, \sigma^2) \end{pmatrix}.$$

Similarly, assume that the auxiliary information $Y_{k,t}$ is distributed according to $\hat{\nu}_k^{(m,q)} \stackrel{d}{=} \nu_k^{(m,q)}$, and hence we use the notation $\mathbb{P}_{\boldsymbol{\nu}}^\pi$, $\mathbb{E}_{\boldsymbol{\nu}}^\pi$, and $\mathbb{R}_{\boldsymbol{\nu}}^\pi$ instead of $\mathbb{P}_{(\boldsymbol{\nu}, \boldsymbol{\nu}')}^\pi$, $\mathbb{E}_{(\boldsymbol{\nu}, \boldsymbol{\nu}')}^\pi$, and $\mathbb{R}_{(\boldsymbol{\nu}, \boldsymbol{\nu}')}^\pi$.

Step 2 (Lower bound decomposition). We note that

$$\mathcal{R}_S^\pi(\mathbf{H}, T) \geq \max_{m, q \in \{1, \dots, K\}} \{\mathcal{R}_{\boldsymbol{\nu}^{(m, q)}}^\pi(\mathbf{H}, T)\} \geq \frac{1}{K} \sum_{m=1}^K \max_{q \in \{1, \dots, K\}} \{\mathcal{R}_{\boldsymbol{\nu}^{(m, q)}}^\pi(\mathbf{H}, T)\}. \quad (5)$$

Step 3 (A naive lower bound for $\max_{q \in \{1, \dots, K\}} \{\mathcal{R}_{\boldsymbol{\nu}^{(m, q)}}^\pi(\mathbf{H}, T)\}$). We note that

$$\max_{q \in \{1, \dots, K\}} \{\mathcal{R}_{\boldsymbol{\nu}^{(m, q)}}^\pi(\mathbf{H}, T)\} \geq \mathcal{R}_{\boldsymbol{\nu}^{(m, m)}}^\pi(\mathbf{H}, T) = \Delta \cdot \sum_{k \in \mathcal{K} \setminus \{m\}} \mathbb{E}_{\boldsymbol{\nu}^{(m, m)}}[\tilde{n}_{k, T}]. \quad (6)$$

Step 4 (An information theoretic lower bound). For any profile $\boldsymbol{\nu}$, denote by $\boldsymbol{\nu}_t$ the distribution of the observed rewards up to time t under $\boldsymbol{\nu}$. By Lemma 4, for any $q \neq m$, one has

$$\text{KL}(\boldsymbol{\nu}_t^{(m, m)}, \boldsymbol{\nu}_t^{(m, q)}) = \frac{2\Delta^2}{\sigma^2} \cdot \mathbb{E}_{\boldsymbol{\nu}^{(m, m)}}[n_{q, t}] = \frac{2\Delta^2}{\sigma^2} \left(\mathbb{E}_{\boldsymbol{\nu}^{(m, m)}}[\tilde{n}_{q, t-1}] + \sum_{s=1}^t \frac{\sigma^2}{\hat{\sigma}^2} h_{q, s} \right). \quad (7)$$

One obtains:

$$\begin{aligned} \max_{q \in \{1, \dots, K\}} \{\mathcal{R}_{\boldsymbol{\nu}^{(m, q)}}^\pi(\mathbf{H}, T)\} &\geq \frac{1}{K} \mathcal{R}_{\boldsymbol{\nu}^{(m, m)}}^\pi(\mathbf{H}, T) + \frac{1}{K} \sum_{q \in \mathcal{K} \setminus \{m\}} \mathcal{R}_{\boldsymbol{\nu}^{(m, q)}}^\pi(\mathbf{H}, T) \\ &\geq \frac{\Delta}{K} \sum_{t=1}^T \sum_{k \in \mathcal{K} \setminus \{m\}} \mathbb{P}_{\boldsymbol{\nu}^{(m, m)}}\{\pi_t = k\} + \frac{\Delta}{K} \sum_{q \in \mathcal{K} \setminus \{m\}} \sum_{t=1}^T \mathbb{P}_{\boldsymbol{\nu}^{(m, q)}}\{\pi_t \neq q\} \\ &= \frac{\Delta}{K} \sum_{t=1}^T \sum_{q \in \mathcal{K} \setminus \{m\}} (\mathbb{P}_{\boldsymbol{\nu}^{(m, m)}}\{\pi_t = q\} + \mathbb{P}_{\boldsymbol{\nu}^{(m, q)}}\{\pi_t \neq q\}) \\ &\stackrel{(a)}{\geq} \frac{\Delta}{2K} \sum_{t=1}^T \sum_{q \in \mathcal{K} \setminus \{m\}} \exp(-\text{KL}(\boldsymbol{\nu}_t^{(m, m)}, \boldsymbol{\nu}_t^{(m, q)})) \\ &\stackrel{(b)}{=} \frac{\Delta}{2K} \sum_{t=1}^T \sum_{q \in \mathcal{K} \setminus \{m\}} \exp \left[-\frac{2\Delta^2}{\sigma^2} \left(\mathbb{E}_{\boldsymbol{\nu}^{(m, m)}}[\tilde{n}_{q, t-1}] + \sum_{s=1}^t \frac{\sigma^2}{\hat{\sigma}^2} h_{q, s} \right) \right] \\ &\stackrel{(c)}{\geq} \frac{\Delta}{2K} \sum_{t=1}^T \sum_{q \in \mathcal{K} \setminus \{m\}} \exp \left[-\frac{2\Delta^2}{\sigma^2} \left(\mathbb{E}_{\boldsymbol{\nu}^{(m, m)}}[\tilde{n}_{q, T}] + \sum_{s=1}^t \frac{\sigma^2}{\hat{\sigma}^2} h_{q, s} \right) \right] \\ &= \sum_{q \in \mathcal{K} \setminus \{m\}} \frac{\Delta \cdot \exp \left(-\frac{2\Delta^2}{\hat{\sigma}^2} \cdot \mathbb{E}_{\boldsymbol{\nu}^{(m, m)}}[\tilde{n}_{q, T}] \right)}{2K} \sum_{t=1}^T \exp \left(-\frac{2\Delta^2}{\sigma^2} \sum_{s=1}^t h_{q, s} \right), \quad (8) \end{aligned}$$

where (a) follows from Lemma 3, (b) holds by (7), and (c) follows from $\tilde{n}_{q, T} \geq \tilde{n}_{q, t-1}$ for $t \in \mathcal{T}$.

Step 5 (Unifying the lower bounds in steps 3 and 4). Using (6), and (8), we establish

$$\begin{aligned}
\max_{q \in \{1, \dots, K\}} \{\mathcal{R}_{\nu^{(m,q)}}^\pi(\mathbf{H}, T)\} &\geq \frac{\Delta}{2} \sum_{k \in \mathcal{K} \setminus \{m\}} \left(\mathbb{E}_{\nu^{(m,m)}}[\tilde{n}_{k,T}] + \frac{\exp\left(-\frac{2\Delta^2}{\sigma^2} \cdot \mathbb{E}_{\nu^{(m,m)}}[\tilde{n}_{k,T}]\right)}{2K} \sum_{t=1}^T \exp\left(-\frac{2\Delta^2}{\hat{\sigma}^2} \sum_{s=1}^t h_{k,s}\right) \right) \\
&\geq \frac{\Delta}{2} \sum_{k \in \mathcal{K} \setminus \{m\}} \min_{x \geq 0} \left(x + \frac{\exp\left(-\frac{2\Delta^2}{\sigma^2} \cdot x\right)}{2K} \sum_{t=1}^T \exp\left(-\frac{2\Delta^2}{\hat{\sigma}^2} \sum_{s=1}^t h_{k,s}\right) \right) \\
&\stackrel{(a)}{\geq} \frac{\sigma^2}{4\Delta} \sum_{k \in \mathcal{K} \setminus \{m\}} \log \left(\frac{\Delta^2}{\sigma^2 K} \sum_{t=1}^T \exp\left(-\frac{2\Delta^2}{\hat{\sigma}^2} \sum_{s=1}^t h_{k,s}\right) \right), \tag{9}
\end{aligned}$$

where (a) follows from $x + \gamma e^{-\kappa x} \geq \frac{\log \gamma \kappa}{\kappa}$ for $\gamma, \kappa, x > 0$. (Note that the function $x + \gamma e^{-\kappa x}$ is a convex function and we can find its minimum by taking its derivative and putting it equal to zero.) The result is then established by putting together (5), and (9). ■

A.3 Proof of Theorem 2

We adapt the proof of the upper bound for Thompson sampling with Gaussian priors in Agrawal and Goyal (2013a).

Step1 (Notations and definitions). For every suboptimal arm k , we consider three parameters x_k, y_k , and u_k such that $\mu_k < x_k < y_k < u_k < \mu_{k^*}$. We will specify these three parameters at the end of the proof. Also, define the events $E_{k,t}^\mu$, and $E_{k,t}^\theta$ to be the events on which $\bar{X}_{k,n_{k,t}} \leq x_k$, and $\theta_{k,t} \leq y_k$, respectively. In words, the events $E_{k,t}^\mu$, and $E_{k,t}^\theta$ happen when the estimated mean reward, and the sample mean reward do not deviate from the true mean, respectively. Define the history $\mathcal{H}_t := (\{X_{\pi_s, s}\}_{s=1}^{t-1}, \{\pi_s\}_{s=1}^{t-1}, \{\mathbf{Z}_s\}_{s=1}^t, \{\mathbf{h}_s\}_{s=1}^t)$ for all $t = 1, \dots$. Finally define

$$p_{k,t} = \mathbb{P}_{(\nu, \nu')}^\pi \{\theta_{k^*, t} > y_k \mid \mathcal{H}_t\}.$$

Step2 (Preliminaries). We will make use of the following lemmas from Agrawal and Goyal (2013a) throughout this proof. The proof of the lemmas are skipped since they are simple adaptation to our setting with auxiliary information arrival.

Lemma 1 *For any suboptimal arm k ,*

$$\sum_{t=1}^T \mathbb{P}_{(\nu, \nu')}^\pi \left\{ \pi_t = k, E_{k,t}^\mu, E_{k,t}^\theta \right\} \leq \sum_{j=0}^{T-1} \mathbb{E} \left[\frac{1 - p_{k, t_j+1}}{p_{k, t_j+1}} \right],$$

where $t_0 = 0$ and for $j > 0$, t_j is the time step at which the optimal arm k^* is pulled for the j th time.

Proof. The proof can be found in the analysis of Theorem 1 in Agrawal and Goyal (2013a). However, we bring the proof for completeness.

$$\begin{aligned}
\sum_{t=1}^T \mathbb{P}_{(\nu, \nu')}^\pi \left\{ \pi_t = k, E_{k,t}^\mu, E_{k,t}^\theta \right\} &= \sum_{t=1}^T \mathbb{E}_{(\nu, \nu')}^\pi \left[\mathbb{P} \left\{ \pi_t = k, E_{k,t}^\mu, E_{k,t}^\theta \mid \mathcal{H}_t \right\} \right] \\
&\stackrel{(a)}{\leq} \sum_{t=1}^T \mathbb{E}_{(\nu, \nu')}^\pi \left[\frac{1 - p_{k,t}}{p_{k,t}} \mathbb{P} \left\{ \pi_t = 1, E_{k,t}^\mu, E_{k,t}^\theta \mid \mathcal{H}_t \right\} \right] \\
&= \sum_{t=1}^T \mathbb{E}_{(\nu, \nu')}^\pi \left[\mathbb{E} \left[\frac{1 - p_{k,t}}{p_{k,t}} \mathbb{1} \left\{ \pi_t = 1, E_{k,t}^\mu, E_{k,t}^\theta \mid \mathcal{H}_t \right\} \right] \right] \\
&= \sum_{t=1}^T \mathbb{E}_{(\nu, \nu')}^\pi \left[\frac{1 - p_{k,t}}{p_{k,t}} \mathbb{1} \left\{ \pi_t = 1, E_{k,t}^\mu, E_{k,t}^\theta \right\} \right] \\
&\leq \sum_{j=1}^{T-1} \mathbb{E}_{(\nu, \nu')}^\pi \left[\frac{1 - p_{k,t_j+1}}{p_{k,t_j+1}} \sum_{t=t_j+1}^{t_{j+1}} \mathbb{1} \left\{ \pi_t = 1 \right\} \right] \\
&= \sum_{j=0}^{T-1} \mathbb{E} \left[\frac{1 - p_{k,t_j+1}}{p_{k,t_j+1}} \right],
\end{aligned}$$

where (a) follows from Lemma 1 in Agrawal and Goyal (2013a). ■

Lemma 2 (Agrawal and Goyal 2013a, Lemma 2) *For any suboptimal arm k ,*

$$\sum_{t=1}^T \mathbb{P}_{(\nu, \nu')}^\pi \left\{ \pi_t = k, \bar{E}_{k,t}^\mu \right\} \leq 1 + \frac{\sigma^2}{(x_k - \mu_k)^2}.$$

Step 3 (Regret decomposition). Fix a profile ν . For each suboptimal arm k , we will decompose the number of times it is pulled by the policy as follows and upper bound each term separately:

$$\mathbb{E}_{(\nu, \nu')}^\pi [\tilde{n}_{k,T}] = \underbrace{\sum_{t=1}^T \mathbb{P}_{(\nu, \nu')}^\pi \left\{ \pi_t = k, E_{k,t}^\mu, E_{k,t}^\theta \right\}}_{J_{k,1}} + \underbrace{\sum_{t=1}^T \mathbb{P}_{(\nu, \nu')}^\pi \left\{ \pi_t = k, E_{k,t}^\mu, \bar{E}_{k,t}^\theta \right\}}_{J_{k,2}} + \underbrace{\sum_{t=1}^T \mathbb{P}_{(\nu, \nu')}^\pi \left\{ \pi_t = k, \bar{E}_{k,t}^\mu \right\}}_{J_{k,3}}. \tag{10}$$

Step 4 (Analysis of $J_{k,1}$). Given Lemma 1, $J_{k,1}$ can be upper bounded by analyzing $\frac{1 - p_{k,t_j+1}}{p_{k,t_j+1}}$:

$$\begin{aligned}
p_{k,t_j+1} &= \mathbb{P} \left\{ \mathcal{N} \left(\bar{X}_{k^*, n_{k^*, t_j+1}}, \frac{c\sigma^2}{j+1} \right) > y_k \right\} \\
&\geq \mathbb{P} \left\{ \mathcal{N} \left(\bar{X}_{k^*, n_{k^*, t_j+1}}, \frac{c\sigma^2}{j+1} \right) > y_k \mid \bar{X}_{k^*, n_{k^*, t_j+1}} \geq u_k \right\} \cdot \mathbb{P} \left\{ \bar{X}_{k^*, n_{k^*, t_j+1}} \geq u_k \right\} =: Q_1 \cdot Q_2.
\end{aligned}$$

First, we analyze Q_1 :

$$Q_1 \geq \mathbb{P} \left\{ \mathcal{N} \left(u_k, \frac{c\sigma^2}{j+1} \right) > y_k \right\} \geq 1 - \exp \left(-\frac{(j+1)(u_k - y_k)^2}{2c\sigma^2} \right),$$

where the last inequality follows from Chernoff-Hoeffding bound in Lemma 5. The term Q_2 can also be bounded from below using Chernoff-Hoeffding in Lemma 5 bound as follows:

$$Q_2 \geq 1 - \exp \left(-\frac{j(\mu_1 - u_k)^2}{2\sigma^2} \right).$$

Define $\delta_k := \min\{(\mu_1 - u_k), (u_k - y_k)\}$. If $j \geq \frac{(c \vee 1)\sigma^2 \ln 4}{\delta_k^2}$ then, $p_{k,t_j+1} \geq 1/4$ and $1 - p_{k,t_j+1} \leq 2 \exp(-j\delta_k^2/2\sigma^2(c \vee 1))$. Also, for $1 \leq j < \frac{(c \vee 1)\sigma^2 \ln 4}{\delta_k^2}$ we have $p_{k,t_j+1} \geq (1 - \exp(-\delta_k^2/2\sigma^2(c \vee 1)))^2$ and $1 - p_{k,t_j+1} \leq 1$. Finally, note that $p_{k,t_0+1} = \mathbb{P}\{\mathcal{N}(0, c\sigma^2) > y_k\}$. Plugging these inequalities into Lemma 1, we obtain

$$J_{k,1} \leq \frac{16(c \vee 1)\sigma^2}{\delta_k^2} + \frac{(c \vee 1)\sigma^2 \ln 4}{\delta_k^2(1 - \exp(-\delta_k^2/2\sigma^2(c \vee 1)))^2} + \frac{1}{\mathbb{P}\{\mathcal{N}(0, c\sigma^2) > y_k\}} - 1. \quad (11)$$

Step 5 (Analysis of $J_{k,2}$). First, we upper bound the following conditional probability

$$\begin{aligned} \mathbb{P}_{(\nu, \nu')}^\pi \left\{ \pi_t = k, E_{k,t}^\mu, \bar{E}_{k,t}^\theta \mid n_{k,t} \right\} &\leq \mathbb{P}_{(\nu, \nu')}^\pi \left\{ E_{k,t}^\mu, \bar{E}_{k,t}^\theta \mid n_{k,t} \right\} \\ &\leq \mathbb{P}_{(\nu, \nu')}^\pi \left\{ \bar{E}_{k,t}^\theta \mid E_{k,t}^\mu, n_{k,t} \right\} \\ &= \mathbb{P} \left\{ \mathcal{N} \left(\bar{X}_{k,n_{k,t}}, c\sigma^2 (n_{k,t} + 1)^{-1} \right) > y_k \mid \bar{X}_{k,n_{k,t}} \leq x_k, n_{k,t} \right\} \\ &\leq \mathbb{P} \left\{ \mathcal{N} \left(x_k, c\sigma^2 (n_{k,t} + 1)^{-1} \right) > y_k \mid n_{k,t} \right\} \\ &\stackrel{(a)}{\leq} \exp \left(\frac{-n_{k,t}(y_k - x_k)^2}{2c\sigma^2} \right), \end{aligned} \quad (12)$$

where (a) follows from Chernoff-Hoeffding's bound in Lemma 5. Define

$$n_{k,t}^\theta := \sum_{s=1}^t \frac{\sigma^2}{\bar{\sigma}^2} h_{k,s} + \sum_{s=1}^{t-1} \mathbb{1} \left\{ \pi_s = k, E_{k,s}^\mu, \bar{E}_{k,s}^\theta \right\} \leq n_{k,t}.$$

By (12), and the definition above, one obtains

$$\mathbb{P}_{(\nu, \nu')}^\pi \left\{ \pi_t = k, E_{k,t}^\mu, \bar{E}_{k,t}^\theta \mid n_{k,t}^\theta \right\} \leq \exp \left(-\frac{n_{k,t}^\theta (y_k - x_k)^2}{2c\sigma^2} \right)$$

for every $t \in \mathcal{T}$. Note that by definition,

$$n_{k,t}^\theta = n_{k,t-1}^\theta + \frac{\sigma^2}{\hat{\sigma}^2} h_{k,t} + \mathbb{1} \left\{ \pi_{t-1} = k, E_{k,t-1}^\mu, \bar{E}_{k,t-1}^\theta \right\}.$$

By the above two displays, we can conclude that

$$\mathbb{E}_{(\nu, \nu')}^\pi \left[n_{k,t}^\theta \mid n_{k,t-1}^\theta \right] = n_{k,t-1}^\theta + \frac{\sigma^2}{\hat{\sigma}^2} h_{k,t} + \mathbb{P}_{(\nu, \nu')}^\pi \left\{ \pi_{t-1} = k, E_{k,t-1}^\mu, \bar{E}_{k,t-1}^\theta \mid n_{k,t-1}^\theta \right\} \leq n_{k,t-1}^\theta + \frac{\sigma^2}{\hat{\sigma}^2} h_{k,t} + e^{-\frac{n_{k,t-1}^\theta (y_k - x_k)^2}{2c\sigma^2}}.$$

Now, we can apply Lemma 11 to the sequence $\{n_{k,t}^\theta\}_{0 \leq t \leq T}$, and obtain

$$\begin{aligned} \mathbb{E}_{(\nu, \nu')}^\pi \left[n_{k,T+1}^\theta \right] &\leq \log_{\exp((y_k - x_k)^2 / 2c\sigma^2)} \left(1 + \sum_{t=1}^T \exp \left(-\frac{(y_k - x_k)^2}{2c\hat{\sigma}^2} \sum_{s=1}^t h_{k,s} \right) \right) + \sum_{t=1}^T \frac{\sigma^2}{\hat{\sigma}^2} h_{k,t} \\ &\leq \frac{2c\sigma^2}{(y_k - x_k)^2} \log \left(1 + \sum_{t=1}^T \exp \left(-\frac{(y_k - x_k)^2}{2c\hat{\sigma}^2} \sum_{s=1}^t h_{k,s} \right) \right) + \sum_{t=1}^T \frac{\sigma^2}{\hat{\sigma}^2} h_{k,t}. \end{aligned}$$

By this inequality and the definition of $n_{k,t}^\theta$, we have

$$J_{k,2} = \sum_{t=1}^T \mathbb{P}_{(\nu, \nu')}^\pi \left\{ \pi_t = k, E_{k,t}^\mu, \bar{E}_{k,t}^\theta \right\} \leq \frac{2c\sigma^2}{(y_k - x_k)^2} \log \left(1 + \sum_{t=1}^T \exp \left(-\frac{(y_k - x_k)^2}{2c\hat{\sigma}^2} \sum_{s=1}^t h_{k,s} \right) \right). \quad (13)$$

Step 6 (Analysis of $J_{k,3}$). The term $J_{k,3}$ can be upper bounded using Lemma 2.

Step 7 (Determining the constants) Finally, let $x_k = \mu_k + \frac{\Delta_k}{4}$, $y_k = \mu_k + \frac{2\Delta_k}{4}$, and $u_k = \mu_k + \frac{3\Delta_k}{4}$. Then, by putting (10), (11), (13), and Lemma 2 back together, the result is established. ■

A.4 Proof of Theorem 3

Let $t^* = \lceil \frac{Kc\sigma^2}{\Delta^2} \rceil$, and fix $T \geq t^*$, $K \geq 2$, $\mathbf{H} \in \{0, 1\}^{K \times T}$, and profile $(\nu, \nu') \in \mathcal{S}$.

Step 1 (Decomposing the regret). We decompose the regret of a suboptimal arm $k \neq k^*$ as follows:

$$\begin{aligned} \Delta_k \cdot \mathbb{E}_{(\nu, \nu')}^\pi \left[\sum_{t=1}^T \mathbb{1} \{ \pi_t = k \} \right] &= \overbrace{\Delta_k \cdot \mathbb{E}_{(\nu, \nu')}^\pi \left[\sum_{t=1}^T \mathbb{1} \{ \pi_t = k, \text{ policy does exploration} \} \right]}^{J_{k,1}} \\ &\quad + \underbrace{\Delta_k \cdot \mathbb{E}_{(\nu, \nu')}^\pi \left[\sum_{t=1}^T \mathbb{1} \{ \pi_t = k, \text{ policy does exploitation} \} \right]}_{J_{k,2}}. \end{aligned} \quad (14)$$

The component $J_{k,1}$ is the expected number of times arm k is pulled due to exploration, while the component $J_{k,2}$ is the one due to exploitation.

Step 2 (Analysis of $\tau_{k,t}$). We will later find upper bounds for the quantities $J_{k,1}$, and $J_{k,2}$ that are functions of the virtual time $\tau_{k,T}$. A simple induction results in the following expression for $t \geq t^*$:

$$\tau_{k,t} = t^* \exp\left(\frac{\Delta^2}{c\hat{\sigma}^2} \sum_{\tau=1}^t h_{k,\tau}\right) + \sum_{s=t^*+1}^t \exp\left(\frac{\Delta^2}{c\hat{\sigma}^2} \sum_{\tau=s}^t h_{k,\tau}\right). \quad (15)$$

Step 3 (Analysis of $J_{k,1}$). Let $\bar{M} = \sum_{t=1}^T h_{k,t}$, and $\underline{M} = \sum_{t=1}^{t^*} h_{k,t}$. For $\underline{M} \leq m \leq \bar{M}$, let t_m be the time step at which the m th auxiliary observation for arm k is received, that is,

$$t_m = \begin{cases} \max\left\{t^*, \min\left\{0 \leq t \leq T \mid \sum_{s=1}^t h_{k,s} = m\right\}\right\} & \text{if } \underline{M} \leq m \leq \bar{M} \\ T + 1 & \text{if } m = \bar{M} + 1 \end{cases}.$$

Note that we dropped the index k in the definitions above for simplicity of notation. Also define $\tau_{k,T+1} := (\tau_{k,T} + 1) \cdot \exp\left(\frac{h_{k,t}\Delta^2}{c\hat{\sigma}^2}\right)$. One obtains

$$\begin{aligned}
J_{k,1} &= \frac{t^* - 1}{K} + \sum_{t=t^*}^T \min \left\{ \frac{c\sigma^2}{\Delta^2} \sum_{k'=1}^K \frac{1}{\tau_{k',t}}, 1 \right\} \cdot \frac{\frac{1}{\tau_{k,t}}}{\sum_{k'=1}^K \frac{1}{\tau_{k',t}}} \\
&= \frac{t^* - 1}{K} + \sum_{t=t^*}^T \frac{c\sigma^2}{\Delta^2 \tau_{k,t}} \\
&= \frac{t^* - 1}{K} + \sum_{m=\underline{M}}^{\bar{M}} \sum_{s=0}^{t_{m+1}-t_m-1} \frac{c\sigma^2}{\Delta^2 (\tau_{k,t_m} + s)} \\
&\stackrel{(a)}{\leq} \frac{t^* - 1}{K} + \sum_{m=\underline{M}}^{\bar{M}} \frac{c\sigma^2}{\Delta^2} \log \left(\frac{\tau_{k,t_m} + t_{m+1} - t_m - 1 + 1/2}{\tau_{k,t_m} - 1/2} \right) \\
&\stackrel{(b)}{\leq} \frac{t^* - 1}{K} + \sum_{m=\underline{M}}^{\bar{M}} \frac{c\sigma^2}{\Delta^2} \log \left(\frac{\exp\left(\frac{-\Delta^2}{c\hat{\sigma}^2}\right) \cdot (\tau_{k,t_{m+1}} - 1/2)}{\tau_{k,t_m} - 1/2} \right) \\
&= \frac{t^* - 1}{K} + \frac{c\sigma^2}{\Delta^2} \log \left(\frac{\tau_{k,t_{\bar{M}+1}} - 1/2}{\tau_{k,t_{\underline{M}}} - 1/2} \right) - \sum_{t=t^*+1}^T \frac{\sigma^2}{\hat{\sigma}^2} h_{k,t} \\
&= \frac{t^* - 1}{K} + \frac{c\sigma^2}{\Delta^2} \log \left(\frac{\tau_{k,T+1} - 1/2}{\tau_{k,t^*} - 1/2} \right) - \sum_{t=t^*+1}^T \frac{\sigma^2}{\hat{\sigma}^2} h_{k,t} \\
&\leq \frac{t^* - 1}{K} + \frac{c\sigma^2}{\Delta^2} \log \left(\frac{\tau_{k,T+1} - 1/2}{t^* - 1/2} \right) - \sum_{t=1}^T \frac{\sigma^2}{\hat{\sigma}^2} h_{k,t} \\
&\stackrel{(c)}{\leq} \frac{t^* - 1}{K} + \frac{c\sigma^2}{\Delta^2} \log \left(\frac{1}{t^* - 1/2} \sum_{t=t^*+1}^T \exp \left(\frac{-\Delta^2}{c\hat{\sigma}^2} \sum_{s=1}^t h_{k,\tau} \right) \right) + 1 \\
&\leq \frac{c\sigma^2}{\Delta^2} \log \left(\frac{e}{t^* - 1/2} \sum_{t=t^*+1}^T \exp \left(\frac{-\Delta^2}{c\hat{\sigma}^2} \sum_{s=1}^t h_{k,\tau} \right) \right) + e, \tag{16}
\end{aligned}$$

where (a), (b), and (c) follow from Lemma 9, the fact that $\exp\left(\frac{\Delta^2}{c\hat{\sigma}^2}\right) (\tau_{k,t_m} + t_{m+1,k} - t_m) = \tau_{k,t_{m+1}}$, and (15), respectively.

Step 4 (Analysis of $n_{k,t}$). To analyze $J_{k,2}$ we bound $n_{k,t}$, the number of samples of arm k at each time $t \geq t^*$. Fix $t \geq t^*$. Then, $n_{k,t}$ is a summation of independent Bernoulli r.v.'s. One has

$$\mathbb{E}[n_{k,t}] = \frac{t^* - 1}{K} + \sum_{s=1}^t \frac{\sigma^2}{\hat{\sigma}^2} h_{k,s} + \sum_{s=t^*}^{t-1} \frac{c\sigma^2}{\Delta^2 \tau_{k,s}}. \tag{17}$$

The term $\sum_{s=t^*}^{t-1} \frac{c\sigma^2}{\Delta^2 \tau_{k,s}}$ can be bounded from below similar to Step 3. Let $\bar{M}_t = \sum_{s=1}^{t-1} h_{k,s}$ and $\underline{M} = \sum_{s=1}^{t^*} h_{k,s}$. For $\underline{M} \leq m \leq \bar{M}_t$, let $t_{m,t}$ be the time step at which the m th auxiliary observation for arm k is received

up to time $t - 1$, that is,

$$t_{m,t} = \begin{cases} \max \left\{ t^*, \min \left\{ 0 \leq s \leq T \mid \sum_{s=1}^q h_{k,s} = m \right\} \right\} & \text{if } \underline{M} \leq m \leq \bar{M}_t \\ t - 1 & \text{if } m = \bar{M}_t + 1 \end{cases}.$$

One has that

$$\begin{aligned} \sum_{s=t^*}^{t-1} \frac{c\sigma^2}{\Delta^2 \tau_{k,s}} &= \sum_{m=\underline{M}}^{\bar{M}_t} \sum_{s=0}^{t_{m+1,t} - t_{m,t} - 1} \frac{c\sigma^2}{\Delta^2 (\tau_{k,t_{m,t}} + s)} \\ &\stackrel{(a)}{\geq} \sum_{m=\underline{M}}^{\bar{M}_t} \frac{c\sigma^2}{\Delta^2} \log \left(\frac{\tau_{k,t_{m,t}} + t_{m+1,t} - t_{m,t}}{\tau_{k,t_{m,t}}} \right) \\ &= \sum_{m=\underline{M}}^{\bar{M}_t} \frac{c\sigma^2}{\Delta^2} \log \left(\frac{\exp \left(\frac{-\Delta^2}{c\hat{\sigma}^2} \right) \tau_{k,t_{m+1,t}}}{\tau_{k,t_{m,t}}} \right) \\ &= \frac{c\sigma^2}{\Delta^2} \log \left(\frac{\tau_{k,t-1}}{\tau_{k,t^*}} \right) - \sum_{s=t^*+1}^{t-1} \frac{\sigma^2}{\hat{\sigma}^2} h_{k,s} \\ &= \frac{c\sigma^2}{\Delta^2} \log \left(\frac{\tau_{k,t-1}}{t^*} \right) - \sum_{s=1}^{t-1} \frac{\sigma^2}{\hat{\sigma}^2} h_{k,s}, \end{aligned} \tag{18}$$

where (a) follows from Lemma 9. Putting together (17) and (18), one obtains

$$\mathbb{E} [n_{k,t}] \geq \frac{t^* - 1}{K} + \frac{c\sigma^2}{\Delta^2} \log \left(\frac{\tau_{k,t-1}}{t^*} \right) \geq \frac{-1}{K} + \frac{c\sigma^2}{\Delta^2} \log \left(\frac{e\tau_{k,t-1}}{t^*} \right) := x_t. \tag{19}$$

By Bernstein's inequality in Lemma 6, we have

$$\mathbb{P} \left\{ n_{k,t} \leq \frac{x_t}{2} \right\} \leq \exp \left(\frac{-x_t}{10} \right) = \exp \left(\frac{-1}{10K} \right) \cdot \left(\frac{t^*}{e\tau_{k,t-1}} \right)^{\frac{-c\sigma^2}{10\Delta^2}} \leq \exp \left(\frac{-1}{10K} \right) \cdot \left(\frac{t^*}{e(t-1)} \right)^{\frac{-c\sigma^2}{10\Delta^2}}, \tag{20}$$

where the last inequality follows from (15).

Step 5 (Analysis of $J_{k,2}$). We note that

$$J_{k,2} \leq \sum_{t=t^*}^T \mathbb{P} \left\{ \bar{X}_{k,n_{k,t}} > \bar{X}_{k^*,n_{k^*,t}} \right\}. \tag{21}$$

We upper bound each summand as follows:

$$\begin{aligned} \mathbb{P} \left\{ \bar{X}_{k,n_{k,t}} > \bar{X}_{k^*,n_{k^*,t}} \right\} &\leq \mathbb{P} \left\{ \bar{X}_{k,n_{k,t}} > \mu_k + \frac{\Delta_k}{2} \right\} \\ &\quad + \mathbb{P} \left\{ \bar{X}_{k^*,n_{k^*,t}} < \mu_{k^*} + \frac{\Delta_k}{2} \right\}. \end{aligned} \tag{22}$$

We next bound the first term on the right-hand side of the above inequality; the second term can be treated similarly. One obtains

$$\begin{aligned}
\mathbb{P} \left\{ \bar{X}_{k,n_{k,t}} > \mu_k + \frac{\Delta_k}{2} \right\} &\stackrel{(a)}{\leq} \mathbb{P} \left\{ \bar{X}_{k,n_{k,t}} > \mu_k + \frac{\Delta_k}{2} \mid n_{k,t} > \frac{x_t}{2} \right\} + \mathbb{P} \left\{ n_{k,t} \leq \frac{x_t}{2} \right\} \\
&\stackrel{(b)}{\leq} \exp \left(\frac{-\Delta_k^2 x_t}{16\sigma^2} \right) + \exp \left(\frac{1}{10K} \right) \cdot \left(\frac{t^*}{e(t-1)} \right)^{\frac{-c\sigma^2}{10\Delta^2}} \\
&\leq \exp \left(\frac{\Delta_k^2}{16K\sigma^2} \right) \cdot \exp \left(\frac{-c}{16} \log \left(\frac{e\tau_{k,t-1}}{t^*} \right) \right) + \exp \left(\frac{-1}{10K} \right) \cdot \left(\frac{t^*}{e(t-1)} \right)^{\frac{-c\sigma^2}{10\Delta^2}} \\
&\stackrel{(c)}{\leq} \exp \left(\frac{\Delta_k^2}{16K\sigma^2} \right) \cdot \left(\frac{t^*}{e(t-1)} \right)^{\frac{-c}{16}} + \exp \left(\frac{-1}{10K} \right) \cdot \left(\frac{t^*}{e(t-1)} \right)^{\frac{-c\sigma^2}{10\Delta^2}}, \quad (23)
\end{aligned}$$

where, (a) holds by the conditional probability definition, (b) follows from Lemma 5 together with (20), and (c) holds by (15). Putting together (14), (16), (21), (22), and (23), the result is established. ■

A.5 Proof of Theorem 4

Fix a profile $(\nu, \nu') \in \mathcal{S}$ and consider a suboptimal arm $k \neq k^*$. If arm k is pulled at time t , then

$$\bar{X}_{k,n_{k,t}} + \sqrt{\frac{c\sigma^2 \log \tau_{k,t}}{n_{k,t}}} \geq \bar{X}_{k^*,n_{k^*,t}} + \sqrt{\frac{c\sigma^2 \log \tau_{k^*,t}}{n_{k^*,t}}}.$$

Therefore, at least one of the following three events must occur:

$$\begin{aligned}
\mathcal{E}_{1,t} &:= \left\{ \bar{X}_{k,n_{k,t}} \geq \mu_k + \sqrt{\frac{c\sigma^2 \log \tau_{k,t}}{n_{k,t}}} \right\}, & \mathcal{E}_{2,t} &:= \left\{ \bar{X}_{k^*,n_{k^*,t}} \leq \mu_{k^*} - \sqrt{\frac{c\sigma^2 \log \tau_{k^*,t}}{n_{k^*,t}}} \right\}, \\
\mathcal{E}_{3,t} &:= \left\{ \Delta_k \leq 2\sqrt{\frac{c\sigma^2 \log \tau_{k,t}}{n_{k,t}}} \right\}.
\end{aligned}$$

To see why this is true, assume that all the above events fail. Then, we have

$$\bar{X}_{k,n_{k,t}} + \sqrt{\frac{c\sigma^2 \log \tau_{k,t}}{n_{k,t}}} < \mu_k + 2\sqrt{\frac{c\sigma^2 \log \tau_{k,t}}{n_{k,t}}} < \mu_k + \Delta_k = \mu_{k^*} < \bar{X}_{k^*,n_{k^*,t}} + \sqrt{\frac{c\sigma^2 \log \tau_{k^*,t}}{n_{k^*,t}}},$$

which is in contradiction with the assumption that arm k is pulled at time t . For any sequence $\{l_{k,t}\}_{t \in \mathcal{T}}$, and $\{\hat{l}_{k,t}\}_{t \in \mathcal{T}}$, such that $\hat{l}_{k,t} \geq l_{k,t}$ for all $t \in \mathcal{T}$, one has

$$\begin{aligned}
\mathbb{E}_{(\boldsymbol{\nu}, \boldsymbol{\nu}')}^\pi [\tilde{n}_{k,T}] &= \mathbb{E}_{(\boldsymbol{\nu}, \boldsymbol{\nu}')}^\pi \left[\sum_{t=1}^T \mathbb{1} \{ \pi_t = k \} \right] \\
&= \mathbb{E}_{(\boldsymbol{\nu}, \boldsymbol{\nu}')}^\pi \left[\sum_{t=1}^T \mathbb{1} \{ \pi_t = k, n_{k,t} \leq l_{k,t} \} + \mathbb{1} \{ \pi_t = k, n_{k,t} > l_{k,t} \} \right] \\
&\leq \mathbb{E}_{(\boldsymbol{\nu}, \boldsymbol{\nu}')}^\pi \left[\sum_{t=1}^T \mathbb{1} \{ \pi_t = k, n_{k,t} \leq \hat{l}_{k,t} \} + \mathbb{1} \{ \pi_t = k, n_{k,t} > l_{k,t} \} \right] \\
&\leq \mathbb{E}_{(\boldsymbol{\nu}, \boldsymbol{\nu}')}^\pi \left[\sum_{t=1}^T \mathbb{1} \left\{ \pi_t = k, \tilde{n}_{k,t-1} \leq \hat{l}_{k,t} - \sum_{s=1}^t \frac{\sigma^2}{\hat{\sigma}^2} h_{k,s} \right\} \right] + \sum_{t=1}^T \mathbb{P} \{ \pi_t = k, n_{k,t} > l_{k,t} \} \\
&\leq \max_{1 \leq t \leq T} \left\{ \hat{l}_{k,t} - \sum_{s=1}^t \frac{\sigma^2}{\hat{\sigma}^2} h_{k,s} \right\} + \sum_{t=1}^T \mathbb{P} \{ \pi_t = k, n_{k,t} > l_{k,t} \}.
\end{aligned}$$

For $\Delta \leq \hat{\Delta}_k \leq \Delta_k$, set the values of $l_{k,t}$ and $\hat{l}_{k,t}$ as follows:

$$l_{k,t} = \frac{4c\sigma^2 \log(\tau_{k,t})}{\Delta_k^2}, \quad \text{and} \quad \hat{l}_{k,t} = \frac{4c\sigma^2 \log(\tau_{k,t})}{\Delta^2}.$$

To have $n_{k,t} > l_{k,t}$, it must be the case that $E_{3,t}$ does not occur. Therefore,

$$\begin{aligned}
\mathbb{E}_{(\boldsymbol{\nu}, \boldsymbol{\nu}')}^\pi [\tilde{n}_{k,T}] &\leq \max_{1 \leq t \leq T} \left\{ \hat{l}_{k,t} - \sum_{s=1}^t \frac{\sigma^2}{\hat{\sigma}^2} h_{k,s} \right\} + \sum_{t=1}^T \mathbb{P} \{ \pi_t = k, \mathcal{E}_{3,t}^c \} \\
&\leq \max_{1 \leq t \leq T} \left\{ \hat{l}_{k,t} - \sum_{s=1}^t \frac{\sigma^2}{\hat{\sigma}^2} h_{k,s} \right\} + \sum_{t=1}^T \mathbb{P} \{ \mathcal{E}_{1,t} \cup \mathcal{E}_{2,t} \} \\
&\leq \max_{1 \leq t \leq T} \left\{ \hat{l}_{k,t} - \sum_{s=1}^t \frac{\sigma^2}{\hat{\sigma}^2} h_{k,s} \right\} + \sum_{t=1}^T \frac{2}{\tau_{k,t}^{c/2}},
\end{aligned} \tag{24}$$

where the last inequality follows from Lemma 5 and the union bound. By induction, one obtains

$$\tau_{k,t} = \sum_{s=1}^t \exp \left(\frac{\Delta^2}{4c\hat{\sigma}^2} \sum_{\tau=s}^t h_{k,\tau} \right) \geq t.$$

Plugging in this expression into (24), one obtains

$$\begin{aligned}
\mathbb{E}_{(\boldsymbol{\nu}, \boldsymbol{\nu}')}^\pi [\tilde{n}_{k,T}] &\leq \max_{1 \leq t \leq T} \left\{ \frac{4c\sigma^2}{\Delta^2} \log \left(\sum_{s=1}^t \exp \left(\frac{\Delta^2}{4c\hat{\sigma}^2} \sum_{\tau=s}^t h_{k,\tau} - \frac{\Delta^2}{4c\hat{\sigma}^2} \sum_{\tau=1}^t h_{k,\tau} \right) \right) \right\} + \sum_{t=1}^T \frac{2}{\tau_{k,t}^{c/2}} \\
&\leq \frac{4c\sigma^2}{\Delta^2} \log \left(\sum_{t=1}^T \exp \left(\frac{-\Delta^2}{4c\hat{\sigma}^2} \sum_{s=1}^{t-1} h_{k,s} \right) \right) + \sum_{t=1}^T \frac{2}{\tau_{k,t}^{c/2}} \\
&\leq \frac{4c\sigma^2}{\Delta^2} \log \left(\sum_{t=1}^T \exp \left(\frac{-\Delta^2}{4c\hat{\sigma}^2} \sum_{s=1}^{t-1} h_{k,s} \right) \right) + \sum_{t=1}^T \frac{2}{t^{c/2}},
\end{aligned}$$

which concludes the proof. \blacksquare

A.6 Proof of Theorem 5

For the sake of brevity, we only prove the second part of the statement; the first part is a simple adaptation of the proof in Goldenshluger and Zeevi (2013). Similarly, the proof of the second statement adapts ideas from the proof of Theorem 1 in Goldenshluger and Zeevi (2013) to our setting as well. In what follows we will highlight the differences.

Similar to (19) in the proof of Theorem 3, we can show that

$$\mathbb{E}[\tilde{n}_{k,t}] \geq \frac{t^* - 1}{K} + \frac{2}{q} \log\left(\frac{\tau_{k,t-1}}{t^*}\right) \geq \frac{2}{q} \log(\tau_{k,t-1}),$$

where the last inequality follows from $t^* \geq \frac{2K}{q^2}$ and $q \leq 1/5$. Define the event $\mathcal{E}_t := \{\exists k : \tilde{n}_{k,t} < \frac{1}{q} \log(\tau_{k,t-1})\}$. By Bersntein's inequality in Lemma 6, we have

$$\mathbb{P}\{\mathcal{E}_t\} \leq K \exp\left(\frac{-\log(\tau_{k,t-1})}{5q}\right) \leq K \cdot \left(\frac{1}{\tau_{k,t-1}}\right)^{1/5q} \leq K \cdot \left(\frac{1}{t-1}\right)^{1/5q}.$$

One can show that the regret incurred after t^* given that at least one of the events \mathcal{E}_t , $t = t^*, \dots, T$ is constant with respect to T :

$$\begin{aligned} \mathbb{E}\left[\sum_{t=t^*}^T |(\beta_1 - \beta_2)^\top W_t| \cdot \mathbb{1}\{\pi_t \neq \pi_t^*\} \cdot \mathbb{1}\{\mathcal{E}_t\}\right] &\leq \mathbb{E}\left[\sum_{t=t^*}^T |(\beta_1 - \beta_2)^\top W_t| \cdot \mathbb{1}\{\mathcal{E}_t\}\right] \\ &\leq \sum_{t=t^*}^T Kb\sqrt{1+dr^2} \left(\frac{1}{t-1}\right)^{1/5q} \leq C_{14}, \end{aligned}$$

where C_{14} is independent of T . Hence, we can analyze the regret conditional on the event that none of the events \mathcal{E}_t happen. Define $\bar{\mathcal{T}}_k := \left\{t \in \mathcal{T} \mid \pi_t = k, G_t \leq \frac{2}{q} \sum_{k'=1}^K \tau_{k',t}^{-1}\right\}$ to be the time steps that the policy explores arm k , and let $\bar{\mathcal{T}} = \bar{\mathcal{T}}_1 \cup \bar{\mathcal{T}}_2$. Then, one has:

$$\begin{aligned} \mathcal{R}^\pi(\mathbf{H}, T) &\leq \mathbb{E}\left[\sum_{t=1}^n |(\beta_1 - \beta_2)^\top W_t| \cdot \mathbb{1}\{\pi_t \neq \pi_t^*\} \cdot \mathbb{1}\{\mathcal{E}_t\}\right] + \mathbb{E}\left[\sum_{t=1}^n |(\beta_1 - \beta_2)^\top W_t| \cdot \mathbb{1}\{\pi_t \neq \pi_t^*\} \cdot \mathbb{1}\{\mathcal{E}_t^c\}\right] \\ &\leq C_{14} + \mathbb{E}\left[\sum_{t=1, t \in \bar{\mathcal{T}}}^n |(\beta_1 - \beta_2)^\top W_t| \cdot \mathbb{1}\{\pi_t \neq \pi_t^*\} \cdot \mathbb{1}\{\mathcal{E}_t^c\}\right] \\ &\quad + \mathbb{E}\left[\sum_{t=1, t \notin \bar{\mathcal{T}}}^n |(\beta_1 - \beta_2)^\top W_t| \cdot \mathbb{1}\{\pi_t \neq \pi_t^*\} \cdot \mathbb{1}\{\mathcal{E}_t^c\}\right] \\ &\leq C_{14} + Kb\sqrt{\lambda_{\max}(Q)}\mathbb{E}[|\bar{\mathcal{T}}|] + \mathbb{E}\left[\sum_{t=1, t \notin \bar{\mathcal{T}}}^n |(\beta_1 - \beta_2)^\top W_t| \cdot \mathbb{1}\{\pi_t \neq \pi_t^*\} \cdot \mathbb{1}\{\mathcal{E}_t^c\}\right]. \quad (25) \end{aligned}$$

One may bound the second term in the last inequality by observing that $|\bar{\mathcal{T}}| = |\bar{\mathcal{T}}_1| + |\bar{\mathcal{T}}_2| = \hat{n}_{1,T} + \hat{n}_{2,T}$, which can be upper bounded similar to (16) as follows:

$$|\bar{\mathcal{T}}| \leq t^* - 1 + \sum_{k=1}^K \frac{2}{q} \log \left(\frac{1}{t^* - 1/2} \sum_{t=t^*+1}^T \exp \left(\frac{\hat{q}}{2} \sum_{s=1}^t h_{k,\tau} \right) \right) + 1.$$

The third term in (25) can be upper bounded in a manner similar to Goldenshluger and Zeevi (2013), except for the term $J_2^{(1)}(t)$ in their analysis. When $\alpha > 1$, this term will be bounded as follows:

$$J_2^{(1)}(t) \leq (c_1 K_\alpha L d^2 \lambda_*^{-2} \sigma^2 (1 + r^2 d) \max\{1, r^2\} t^{-1})^{\frac{1+\alpha}{2}},$$

where c_1 is an absolute constant and $K_\alpha = \frac{(\alpha/2)^{\alpha/2}}{1-2^{-\alpha}} + \frac{\Gamma(\alpha/2)}{2 \ln 2}$ with $\Gamma(\cdot)$ as the Gamma-function. This modification allows one to bound the third term in (25) by a constant that depends on the parameters of the class $\mathcal{P}_w, \sigma^2, b, r, \alpha$ and d . ■

A.7 Proof of Proposition 1

Denote by $\mathcal{S}' = \mathcal{S}'(\Delta, \sigma^2, \hat{\sigma}^2)$, the class that includes pairs of allowed reward distribution profiles $(\boldsymbol{\nu}, \boldsymbol{\nu}')$, as described in §2 with an extra condition that $\phi_k(\cdot) = \alpha_k \times (\cdot)$ for $\alpha_k \in \{\alpha_1, \alpha_2\}$ for some, $\alpha_2 > \alpha_1$. Note that $\mathcal{S}' \subset \mathcal{S}$, which implies $\mathcal{R}_{\mathcal{S}'}^\pi(\mathbf{H}, T) \geq \mathcal{R}_{\mathcal{S}}^\pi(\mathbf{H}, T)$. Let $\tilde{\mu}$ be the solution to the equation $\alpha_1(\mu + \Delta) = \alpha_2(\mu - \Delta)$. We define the following distribution profiles $\boldsymbol{\nu}^{(q)}$, for $q \in \{1, \dots, K\}$:

$$\boldsymbol{\nu}_k^{(q)} = \begin{cases} \mathcal{N}(\tilde{\mu}, \sigma^2) & \text{if } k = 1 \\ \mathcal{N}(\tilde{\mu} + \Delta, \sigma^2) & \text{if } k = q \neq 1 \\ \mathcal{N}(\tilde{\mu} - \Delta, \sigma^2) & \text{o.w.} \end{cases} .$$

That is,

$$\boldsymbol{\nu}^{(1)} = \begin{pmatrix} \mathcal{N}(\tilde{\mu}, \sigma^2) \\ \mathcal{N}(\tilde{\mu} - \Delta, \sigma^2) \\ \mathcal{N}(\tilde{\mu} - \Delta, \sigma^2) \\ \vdots \\ \mathcal{N}(\tilde{\mu} - \Delta, \sigma^2) \end{pmatrix}, \boldsymbol{\nu}^{(2)} = \begin{pmatrix} \mathcal{N}(\tilde{\mu}, \sigma^2) \\ \mathcal{N}(\tilde{\mu} + \Delta, \sigma^2) \\ \mathcal{N}(\tilde{\mu} - \Delta, \sigma^2) \\ \vdots \\ \mathcal{N}(\tilde{\mu} - \Delta, \sigma^2) \end{pmatrix}, \boldsymbol{\nu}^{(3)} = \begin{pmatrix} \mathcal{N}(\tilde{\mu}, \sigma^2) \\ \mathcal{N}(\tilde{\mu} - \Delta, \sigma^2) \\ \mathcal{N}(\tilde{\mu} + \Delta, \sigma^2) \\ \vdots \\ \mathcal{N}(\tilde{\mu} - \Delta, \sigma^2) \end{pmatrix}, \dots, \boldsymbol{\nu}^{(K)} = \begin{pmatrix} \mathcal{N}(\tilde{\mu}, \sigma^2) \\ \mathcal{N}(\tilde{\mu} - \Delta, \sigma^2) \\ \mathcal{N}(\tilde{\mu} - \Delta, \sigma^2) \\ \vdots \\ \mathcal{N}(\tilde{\mu} + \Delta, \sigma^2) \end{pmatrix} .$$

Accordingly, we define the distribution for auxiliary observations as follows:

$$\nu'_k{}^{(m,q)} = \begin{cases} \mathcal{N}(\frac{\tilde{\mu}}{\alpha_2}, 0) & \text{if } k = 1 \\ \mathcal{N}(\frac{\tilde{\mu}+\Delta}{\alpha_2}, 0) & \text{if } k = q \neq 1 \\ \mathcal{N}(\frac{\tilde{\mu}+\Delta}{\alpha_2}, 0) & \text{o.w.} \end{cases} .$$

That is,

$$\nu^{(1)} = \begin{pmatrix} \mathcal{N}(\frac{\tilde{\mu}}{\alpha_2}, 0) \\ \mathcal{N}(\frac{\tilde{\mu}+\Delta}{\alpha_2}, 0) \\ \mathcal{N}(\frac{\tilde{\mu}+\Delta}{\alpha_2}, 0) \\ \vdots \\ \mathcal{N}(\frac{\tilde{\mu}+\Delta}{\alpha_2}, 0) \end{pmatrix}, \nu^{(2)} = \begin{pmatrix} \mathcal{N}(\frac{\tilde{\mu}}{\alpha_2}, 0) \\ \mathcal{N}(\frac{\tilde{\mu}+\Delta}{\alpha_2}, 0) \\ \mathcal{N}(\frac{\tilde{\mu}+\Delta}{\alpha_2}, 0) \\ \vdots \\ \mathcal{N}(\frac{\tilde{\mu}+\Delta}{\alpha_2}, 0) \end{pmatrix}, \nu^{(3)} = \begin{pmatrix} \mathcal{N}(\frac{\tilde{\mu}}{\alpha_2}, 0) \\ \mathcal{N}(\frac{\tilde{\mu}+\Delta}{\alpha_2}, 0) \\ \mathcal{N}(\frac{\tilde{\mu}+\Delta}{\alpha_2}, 0) \\ \vdots \\ \mathcal{N}(\frac{\tilde{\mu}+\Delta}{\alpha_2}, 0) \end{pmatrix}, \dots, \nu^{(K)} = \begin{pmatrix} \mathcal{N}(\frac{\tilde{\mu}}{\alpha_2}, 0) \\ \mathcal{N}(\frac{\tilde{\mu}+\Delta}{\alpha_2}, 0) \\ \mathcal{N}(\frac{\tilde{\mu}+\Delta}{\alpha_2}, 0) \\ \vdots \\ \mathcal{N}(\frac{\tilde{\mu}+\Delta}{\alpha_2}, 0) \end{pmatrix} .$$

One can see that each profile pair $(\nu^{(q)}, \nu'^{(q)}) \in \mathcal{S}'$. We note that $\nu'^{(q)}$ is the same for $q \in \{1, \dots, K\}$, that is, roughly speaking, the auxiliary information does not carry any information regarding the true distribution profile $\nu^{(q)}$. Given this observation, if we carry out similar steps as in the proof of Theorem 1, the desired result will be established. ■

B Auxiliary lemmas

Lemma 3 *Let ρ_0, ρ_1 be two probability distributions supported on some set \mathbb{X} , with ρ_0 absolutely continuous with respect to ρ_1 . Then for any measurable function $\Psi : \mathbb{X} \rightarrow \{0, 1\}$, one has:*

$$\mathbb{P}_{\rho_0}\{\Psi(X) = 1\} + \mathbb{P}_{\rho_1}\{\Psi(X) = 0\} \geq \frac{1}{2} \exp(-\text{KL}(\rho_0, \rho_1)).$$

Proof. Define \mathcal{A} to be the event that $\Psi(X) = 1$. One has

$$\mathbb{P}_{\rho_0}\{\Psi(X) = 1\} + \mathbb{P}_{\rho_1}\{\Psi(X) = 0\} = \mathbb{P}_{\rho_0}\{\mathcal{A}\} + \mathbb{P}_{\rho_1}\{\bar{\mathcal{A}}\} \tag{26}$$

$$\geq \int \min\{d\rho_0, d\rho_1\} \tag{27}$$

$$\geq \frac{1}{2} \exp(-\text{KL}(\rho_0, \rho_1)), \tag{28}$$

where the last inequality follows from Tsybakov 2009, Lemma 2.6. ■

Lemma 4 *Consider two profiles ν , and $\hat{\nu}$. Denote by ν_t ($\hat{\nu}_t$) the distribution of the observed rewards up to time t under ν ($\hat{\nu}$ respectively). Let $n_{k,t}$ be the number of times a sample from arm k has been*

observed up to time t , that is $n_{k,t} = h_{k,t} + \sum_{s=1}^{t-1} (h_{k,s} + \mathbb{1}\{\pi_s = k\})$. For any policy π , we have

$$\text{KL}(\boldsymbol{\nu}_t, \hat{\boldsymbol{\nu}}_t) = \sum_{k=1}^K \mathbb{E}_{\boldsymbol{\nu}} [n_{k,t}] \cdot \text{KL}(\nu_k, \hat{\nu}_k).$$

Proof. The proof is a simple adaptation of the proof of Lemma 1 in Gerchinovitz and Lattimore (2016); hence, it is omitted. ■

Lemma 5 (Chernoff-Hoeffding bound) Let X_1, \dots, X_n be random variables such that X_t is a σ^2 -sub-Gaussian random variable conditioned on X_1, \dots, X_{t-1} and $\mathbb{E}[X_t | X_1, \dots, X_{t-1}] = \mu$. Let $S_n = X_1 + \dots + X_n$. Then for all $a \geq 0$

$$\mathbb{P}\{S_n \geq n\mu + a\} \leq e^{-\frac{a^2}{2n\sigma^2}}, \quad \text{and} \quad \mathbb{P}\{S_n \leq n\mu - a\} \leq e^{-\frac{a^2}{2n\sigma^2}}.$$

Lemma 6 (Bernstein inequality) Let X_1, \dots, X_n be random variables with range $[0, 1]$ and

$$\sum_{t=1}^n \text{Var}[X_t | X_{t-1}, \dots, X_1] = \sigma^2.$$

Let $S_n = X_1 + \dots + X_n$. Then for all $a \geq 0$

$$\mathbb{P}\{S_n \geq \mathbb{E}[S_n] + a\} \leq \exp\left(-\frac{a^2/2}{\sigma^2 + a/2}\right).$$

Lemma 7 Let X_1, \dots, X_n be i.i.d. Bernoulli random variable with parameters p_1, \dots, p_n , respectively, then, for any $\kappa > 0$:

$$\mathbb{E}\left[e^{-\kappa \sum_{j=1}^n X_j}\right] \leq e^{-\sum_{j=1}^n p_j/10} + e^{-\kappa \sum_{j=1}^n p_j/2}.$$

Proof. Define event \mathcal{E} to be the event that $\sum_{j=1}^n X_j < \sum_{j=1}^n p_j/2$. By Lemma 6, we have:

$$\mathbb{P}\{E\} \leq e^{-\sum_{j=1}^n p_j/10}.$$

By the law of total expectation:

$$\begin{aligned} \mathbb{E}\left[e^{-\kappa \sum_{j=1}^n X_j}\right] &\leq \mathbb{E}\left[e^{-\kappa \sum_{j=1}^n X_j} \middle| \mathcal{E}\right] \cdot \mathbb{P}\{\mathcal{E}\} + \mathbb{E}\left[e^{-\kappa \sum_{j=1}^n X_j} \middle| \mathcal{E}^c\right] \cdot \mathbb{P}\{\mathcal{E}^c\} \\ &\stackrel{(a)}{\leq} \mathbb{P}\{E\} + \mathbb{E}\left[e^{-\kappa \sum_{j=1}^n X_j} \middle| \bar{E}\right] \leq e^{-\sum_{j=1}^n p_j/10} + e^{-\kappa \sum_{j=1}^n p_j/2}. \end{aligned}$$

■

Lemma 8 For any $\kappa > 0$ and integers n_1 and n_2 , we have $\sum_{j=n_1}^{n_2} e^{-\kappa j} \leq \frac{1}{\kappa}(e^{-\kappa(n_1-1)} - e^{\kappa n_2})$.

Proof. We can upper bound the summation using an integral as follows:

$$\sum_{j=n_1}^{n_2} e^{-\kappa j} \leq \int_{n_1-1}^{n_2} e^{-\kappa x} dx = \frac{1}{\kappa}(e^{-\kappa(n_1-1)} - e^{\kappa n_2}).$$

■

Lemma 9 For any $t > 1/2$, and $n \in \{0, 1, 2, \dots\}$, we have $\log \frac{t+n+1}{t} \leq \sum_{s=0}^n \frac{1}{t+s} \leq \log \frac{t+n+1/2}{t-1/2}$.

Proof. We first, show the lower through an integral:

$$\sum_{s=0}^n \frac{1}{t+s} \geq \int_t^{t+n+1} \frac{dx}{x} = \log \frac{t+n+1}{t}.$$

Now, we show the upper bound through a similar argument:

$$\sum_{s=0}^n \frac{1}{t+s} \stackrel{(a)}{\leq} \sum_{s=0}^n \int_{t+s-1/2}^{t+s+1/2} \frac{dx}{x} = \int_{t-1/2}^{t+n+1/2} \frac{dx}{x} = \log \frac{t+n+1/2}{t-1/2},$$

where (a) holds because we have $\frac{1}{t+s} \leq \int_{t+s-1/2}^{t+s+1/2} \frac{dx}{x}$ by Jensen's inequality. ■

Lemma 10 (Pinsker's inequality) Let ρ_0, ρ_1 be two probability distributions supported on some set \mathbb{X} , with ρ_0 absolutely continuous with respect to ρ_1 then,

$$\|\rho_0 - \rho_1\|_1 \leq \sqrt{\frac{1}{2} \text{KL}(\rho_0, \rho_1)},$$

where $\|\rho_0 - \rho_1\|_1 = \sup_{A \subset \mathbb{X}} |\rho_0(A) - \rho_1(A)|$ is the variational distance between ρ_0 and ρ_1 .

Lemma 11 Let $X_t \in \{0, 1\}$, $1 \leq t \leq T$, be zero-one random variables. Also, let $h_t \geq 0$, for $1 \leq t \leq T$, be some deterministic constants. Finally, define $n_t = \sum_{s=1}^{t-1} (X_s + h_s) + h_t$, and assume $\mathbb{E}[X_t | n_t] \leq p^{n_t+1}$ for some $p \leq 1$ then, we have

$$\mathbb{E}[n_t] \leq \log_{\frac{1}{p}} \left(1 + \sum_{s=1}^{t-1} p^{\sum_{\tau=1}^s h_\tau} \right) + \sum_{s=1}^t h_s,$$

for every $1 \leq t \leq T+1$, with h_{T+1} defined to be zero.

Proof. Consider the sequence p^{-n_t} . For every t ,

$$\begin{aligned}
\mathbb{E} [p^{-n_t} \mid p^{-n_{t-1}}] &= \mathbb{P} \{X_{t-1} = 1 \mid n_{t-1}\} \cdot p^{-(n_{t-1}+h_t+1)} + \mathbb{P} \{X_{t-1} = 0 \mid n_{t-1}\} \cdot p^{-(n_{t-1}+h_t)} \\
&\leq p^{n_{t-1}+1} \cdot p^{-(n_{t-1}+h_t+1)} + p^{-(n_{t-1}+h_t)} \\
&= p^{-h_t} \cdot (1 + p^{-n_{t-1}}).
\end{aligned} \tag{29}$$

Using this inequality and a simple induction, one obtains

$$\mathbb{E} [p^{-n_t}] \leq \sum_{s=1}^t p^{-\sum_{\tau=s}^t h_\tau},$$

for every t . Finally, by Jensen's inequality, we have

$$p^{-\mathbb{E}[n_t]} \leq \mathbb{E} [p^{-n_t}],$$

which implies

$$\mathbb{E} [n_t] \leq \log_{\frac{1}{p}} \left(\sum_{s=1}^t p^{-\sum_{\tau=s}^t h_\tau} \right) = \log_{\frac{1}{p}} \left(1 + \sum_{s=1}^{t-1} p^{\sum_{\tau=1}^s h_\tau} \right) + \sum_{s=1}^t h_s.$$

■

Lemma 12 *Let $X_t \in \{0, 1\}$, $1 \leq t \leq T$, be zero-one random variables, and define $n_t = \sum_{s=1}^{t-1} X_s$, and assume $\mathbb{E} [X_t \mid n_t] \leq qp^{(n_t+1)\omega}$ for some $\omega \geq 1$, $q > 0$, and $p \leq 1$ then, we have*

$$\mathbb{E} [n_t] \leq \sqrt[\omega]{\log_{\frac{1}{p}} (q(T+1))},$$

for every $1 \leq t \leq T+1$.

Proof. Consider the sequence $q^{-1}p^{-n_t^\omega}$. For every t ,

$$\begin{aligned}
\mathbb{E} [q^{-1}p^{-n_t^\omega} \mid q^{-1}p^{-n_{t-1}^\omega}] &= \mathbb{P} \{X_{t-1} = 1 \mid n_{t-1}\} \cdot q^{-1}p^{-(n_{t-1}+1)^\omega} + \mathbb{P} \{X_{t-1} = 0 \mid n_{t-1}\} \cdot q^{-1}p^{-n_{t-1}^\omega} \\
&\leq p^{(n_{t-1}+1)^\omega} \cdot p^{-(n_{t-1}+1)^\omega} + q^{-1}p^{-n_{t-1}^\omega} \\
&= 1 + q^{-1}p^{-n_{t-1}^\omega}.
\end{aligned} \tag{30}$$

Using this inequality and a simple induction, one obtains

$$\mathbb{E} [q^{-1}p^{-n_t^\omega}] \leq t + 1,$$

for every t . Finally, by Jensen's inequality, we have

$$p^{-\mathbb{E}[n_t]^\omega} \leq \mathbb{E} [p^{-n_t^\omega}],$$

which implies

$$\mathbb{E}[n_t] \leq \sqrt[p]{\log \frac{1}{p}(q(t+1))}.$$

■

C Auxiliary analysis

C.1 Corollaries

Corollary 1 (Near optimality under stationary information flows) *Let π be Thompson sampling with auxiliary observations tuned by $c > 0$. If $h_{k,t}$'s are i.i.d. Bernoulli random variables with parameter λ then, for every $T \geq 1$:*

$$\mathbb{E}_{\mathbf{H}}[\mathcal{R}_S^\pi(\mathbf{H}, T)] \leq \left(\sum_{k \in \mathcal{K}} \Delta_k \right) \left(\frac{18c\sigma^2}{\Delta^2} \log \left(\min \left\{ T+1, \frac{18c\hat{\sigma}^2 + 10\Delta^2}{\Delta^2\lambda} \right\} \right) + C \left(1 + \frac{1}{\Delta_k^4} \right) \right),$$

for some constant C independent of T .

Proof.

$$\begin{aligned} \mathbb{E}_{\mathbf{H}}[\mathcal{R}_S^\pi(\mathbf{H}, T)] &\stackrel{(a)}{\leq} \mathbb{E}_{\mathbf{H}} \left[\sum_{k \in \mathcal{K}} \frac{18c\sigma^2 \Delta_k}{\Delta^2} \log \left(\sum_{t=1}^T \exp \left(\frac{-\Delta^2}{18c\hat{\sigma}^2} \sum_{s=1}^t h_{k,s} \right) \right) + C \Delta_k \left(1 + \frac{1}{\Delta_k^4} \right) \right] \\ &\stackrel{(b)}{\leq} \sum_{k \in \mathcal{K}} \left[\frac{18c\sigma^2 \Delta_k}{\Delta^2} \log \left(\mathbb{E}_{\mathbf{H}} \left[\sum_{t=1}^T \exp \left(\frac{-\Delta^2}{18c\hat{\sigma}^2} \sum_{s=1}^t h_{k,s} \right) \right] \right) + C \Delta_k \left(1 + \frac{1}{\Delta_k^4} \right) \right] \\ &\stackrel{(c)}{\leq} \left(\sum_{k \in \mathcal{K}} \Delta_k \right) \cdot \left(\frac{18c\sigma^2}{\Delta^2} \log \left(\frac{1 - \exp(-T\lambda/10)}{\lambda/10} + \frac{1 - \exp(-\Delta^2 T \lambda / 18c\hat{\sigma}^2)}{\Delta^2 \lambda / 18c\hat{\sigma}^2} \right) + C \left(1 + \frac{1}{\Delta_k^4} \right) \right) \\ &\leq \left(\sum_{k \in \mathcal{K}} \Delta_k \right) \cdot \left(\frac{18c\sigma^2}{\Delta^2} \log \left(\frac{1}{\lambda/10} + \frac{1}{\Delta^2 \lambda / 18c\hat{\sigma}^2} \right) + C \left(1 + \frac{1}{\Delta_k^4} \right) \right), \end{aligned} \quad (31)$$

where: (a) holds by Theorem 2, (b) follows from Jensen's inequality and the concavity of $\log(\cdot)$, and (c) holds by Lemmas 7 and 8. Noting that $\sum_{t=0}^T \exp \left(\frac{-\Delta^2}{18c\hat{\sigma}^2} \sum_{s=1}^t h_{k,s} \right) < T+1$, the result is established. ■

Corollary 2 (Near optimality under diminishing information flows) *Let π be Thompson sampling with auxiliary observations tuned by $c > 0$'s are random variables such that for some $\kappa \in \mathbb{R}^+$, $\mathbb{E}[\sum_{s=1}^t h_{k,s}] = \lceil \frac{\hat{\sigma}^s \kappa}{2\Delta^2} \log t \rceil$ for each arm $k \in \mathcal{K}$ at each time step t , then for every $T \geq 1$:*

$$\mathbb{E}_{\mathbf{H}}[\mathcal{R}_S^\pi(\mathbf{H}, T)] \leq \left(\sum_{k \in \mathcal{K}} \Delta_k \right) \left(\frac{18c\sigma^2}{\Delta^2} \log \left(2 + \frac{T^{1-\frac{\kappa}{72c}} - 1}{1 - \frac{\kappa}{72c}} + \frac{T^{1-\frac{\kappa\hat{\sigma}^2}{20\Delta^2}} - 1}{1 - \frac{\kappa\hat{\sigma}^2}{20\Delta^2}} \right) + C \left(1 + \frac{1}{\Delta_k^4} \right) \right),$$

for some constant C independent of T .

Proof.

$$\begin{aligned}
\mathbb{E}_{\mathbf{H}} [\mathcal{R}_S^\pi(\mathbf{H}, T)] &\stackrel{(a)}{\leq} \mathbb{E}_{\mathbf{H}} \left[\sum_{k \in \mathcal{K}} \frac{18c\sigma^2 \Delta_k}{\Delta^2} \log \left(\sum_{t=1}^T \exp \left(\frac{-\Delta^2}{18c\hat{\sigma}^2} \sum_{s=1}^t h_{k,s} \right) \right) + C\Delta_k \left(1 + \frac{1}{\Delta_k^4} \right) \right] \\
&\stackrel{(b)}{\leq} \sum_{k \in \mathcal{K}} \left[\frac{18c\sigma^2 \Delta_k}{\Delta^2} \log \left(\mathbb{E}_{\mathbf{H}} \left[\sum_{t=1}^T \exp \left(\frac{-\Delta^2}{18c\hat{\sigma}^2} \sum_{s=1}^t h_{k,s} \right) \right] \right) + C\Delta_k \left(1 + \frac{1}{\Delta_k^4} \right) \right] \\
&\stackrel{(c)}{\leq} \left(\sum_{k \in \mathcal{K}} \Delta_k \right) \cdot \left(\frac{18c\sigma^2 \Delta_k}{\Delta^2} \log \left(\sum_{t=1}^T \exp \left(\frac{-\kappa}{72c} \log t \right) + \exp \left(\frac{-\kappa \hat{\sigma}^2}{20\Delta^2} \log t \right) \right) + C \left(1 + \frac{1}{\Delta_k^4} \right) \right) \\
&= \left(\sum_{k \in \mathcal{K}} \Delta_k \right) \cdot \left(\frac{18c\sigma^2 \Delta_k}{\Delta^2} \log \left(\sum_{t=1}^T t^{\frac{-\kappa}{72c}} + t^{\frac{-\kappa \hat{\sigma}^2}{20\Delta^2}} \right) + C \left(1 + \frac{1}{\Delta_k^4} \right) \right) \\
&\leq \left(\sum_{k \in \mathcal{K}} \Delta_k \right) \cdot \left(\frac{18c\sigma^2 \Delta_k}{\Delta^2} \log \left(2 + \int_1^T \left(t^{\frac{-\kappa}{72c}} + t^{\frac{-\kappa \hat{\sigma}^2}{20\Delta^2}} \right) dt \right) + C \left(1 + \frac{1}{\Delta_k^4} \right) \right) \\
&= \left(\sum_{k \in \mathcal{K}} \Delta_k \right) \cdot \left(\frac{18c\sigma^2 \Delta_k}{\Delta^2} \log \left(2 + \frac{T^{1-\frac{\kappa}{72c}} - 1}{1 - \frac{\kappa}{72c}} + \frac{T^{1-\frac{\kappa \hat{\sigma}^2}{20\Delta^2}} - 1}{1 - \frac{\kappa \hat{\sigma}^2}{20\Delta^2}} \right) + C \left(1 + \frac{1}{\Delta_k^4} \right) \right), \tag{32}
\end{aligned}$$

where: (a) holds by Theorem 2, (b) follows from Jensen's inequality and the concavity of $\log(\cdot)$, and (c) holds by Lemma 7. ■

C.2 Proof of Subsection 3.1.1

We note that:

$$\begin{aligned}
\mathbb{E}_{\mathbf{H}} [\mathcal{R}_S^\pi(\mathbf{H}, T)] &\stackrel{(a)}{\geq} \mathbb{E}_{\mathbf{H}} \left[\frac{\sigma^2(K-1)}{4K\Delta} \sum_{k=1}^K \log \left(\frac{\Delta^2}{\sigma^2 K} \sum_{t=1}^T e^{-\frac{2\Delta^2}{\hat{\sigma}^2} \sum_{s=1}^t h_{s,k}} \right) \right] \\
&\stackrel{(b)}{\geq} \frac{\sigma^2(K-1)}{4\Delta} \log \left(\frac{\Delta^2}{\sigma^2 K} \sum_{t=0}^{T-1} e^{-\frac{2\Delta^2}{\hat{\sigma}^2} t\lambda} \right) \\
&= \frac{\sigma^2(K-1)}{4\Delta} \log \left(\frac{\Delta^2}{\sigma^2 K} \cdot \frac{1 - e^{-\frac{2\Delta^2}{\hat{\sigma}^2} T\lambda}}{1 - e^{-\frac{2\Delta^2}{\hat{\sigma}^2} \lambda}} \right) \\
&\stackrel{(c)}{\geq} \frac{\sigma^2(K-1)}{4\Delta} \log \left(\frac{1 - e^{-\frac{2\Delta^2}{\hat{\sigma}^2} T\lambda}}{2K\lambda\sigma^2/\hat{\sigma}^2} \right), \tag{33}
\end{aligned}$$

where (a) holds by Theorem 1, (b) follows from the fact that log-sum-exp is a convex function (see (Boyd and Vandenberghe 2004, Example 3.1.5)), and (c) follows from $1 - e^{-\frac{2\Delta^2}{\hat{\sigma}^2} \lambda} \leq 2\Delta^2 \lambda / \hat{\sigma}^2$. Now we consider the following cases:

1. If $2\Delta^2 T\lambda \leq \hat{\sigma}^2/2$ then, by inequality $1 - e^{-x} \geq 2(1 - e^{-1/2})x$ for $0 \leq x \leq 1/2$, and (35), we have

$$\mathbb{E}_{\mathbf{H}} [\mathcal{R}_S^\pi(\mathbf{H}, T)] \geq \frac{\sigma^2(K-1)}{4\Delta} \log \left(\frac{(1 - e^{-1/2})\Delta^2 T}{\sigma^2 K} \right).$$

2. If $2\Delta^2 T\lambda \geq \sigma^2/2$ then, by inequality $1 - e^{-\frac{2\Delta^2}{\sigma^2}T\lambda} \geq 1 - e^{-1/2}$, and (35), we have

$$\mathbb{E}_{\mathbf{H}} [\mathcal{R}_S^\pi(\mathbf{H}, T)] \geq \frac{\sigma^2(K-1)}{4\Delta} \log \left(\frac{1 - e^{-1/2}}{2\lambda K \sigma^2 / \hat{\sigma}^2} \right). \quad \blacksquare \quad (34)$$

C.3 Analysis of the myopic policy under the setting of Example 3.1.1.

Assume that π is a myopic policy. Consider a suboptimal arm k . One has

$$\mathbb{P}\{\pi_t = k\} \leq \mathbb{P}\{\bar{X}_{k,n_{k,t}} > \bar{X}_{k^*,n_{k^*,t}}\} \leq \mathbb{P}\left\{\bar{X}_{k,n_{k,t}} > \mu_k + \frac{\Delta_k}{2}\right\} + \mathbb{P}\left\{\bar{X}_{k^*,n_{k^*,t}} < \mu_{k^*} + \frac{\Delta_{k^*}}{2}\right\}.$$

We will upper bound $\mathbb{P}\left\{\bar{X}_{k,n_{k,t}} > \mu_k + \frac{\Delta_k}{2}\right\}$. $\mathbb{P}\left\{\bar{X}_{k^*,n_{k^*,t}} < \mu_{k^*} + \frac{\Delta_{k^*}}{2}\right\}$ can be upper bounded similarly.

$$\mathbb{P}\left\{\bar{X}_{k,n_{k,t}} > \mu_k + \frac{\Delta_k}{2}\right\} \leq \mathbb{P}\left\{\bar{X}_{k,n_{k,t}} > \mu_k + \frac{\Delta_k}{2} \mid \sum_{s=1}^t h_{k,s} > \frac{\lambda t}{2}\right\} + \mathbb{P}\left\{\sum_{s=1}^t h_{k,s} \leq \frac{\lambda t}{2}\right\} \stackrel{(a)}{\leq} e^{-\frac{\Delta_k^2 \lambda t}{16\hat{\sigma}^2}} + e^{-\frac{\lambda t}{10}},$$

where (a) follows from Lemma 5, and Lemma 6. As a result the cumulative regret is upper bounded by

$$\sum_{k \in \mathcal{K} \setminus k^*} \left(\frac{32\hat{\sigma}^2}{\lambda\Delta_k} + \frac{20\Delta_k}{\lambda} \right).$$

Therefore, if Δ is a constant independent of T then the regret is upper bounded by a constant. \blacksquare

C.4 Proof of Subsection 3.1.2.

We note that:

$$\begin{aligned}
\mathbb{E}_{\mathbf{H}}[\mathcal{R}_{\mathcal{S}}^{\pi}(\mathbf{H}, T)] &\stackrel{(a)}{\geq} \mathbb{E}_{\mathbf{H}} \left[\frac{\sigma^2(K-1)}{4K\Delta} \sum_{k=1}^K \log \left(\frac{\Delta^2}{\sigma^2 K} \sum_{t=1}^T e^{-\frac{2\Delta^2}{\sigma^2} \sum_{s=1}^t h_{s,k}} \right) \right] \\
&\stackrel{(b)}{\geq} \frac{\sigma^2(K-1)}{4\Delta} \log \left(\frac{\Delta^2}{\sigma^2 K} \sum_{t=1}^T e^{-\kappa \log t} \right) \\
&= \frac{\sigma^2(K-1)}{4\Delta} \log \left(\frac{\Delta^2}{\sigma^2 K} \sum_{t=1}^T t^{-\kappa} \right) \\
&\geq \frac{\sigma^2(K-1)}{4\Delta} \log \left(\frac{\Delta^2}{\sigma^2 K} \int_{t=1}^{T+1} t^{-\kappa} dt \right) \\
&= \frac{\sigma^2(K-1)}{4\Delta} \log \left(\frac{\Delta^2}{\sigma^2 K} \cdot \frac{(T+1)^{1-\kappa} - 1}{1-\kappa} \right), \tag{35}
\end{aligned}$$

where (a) holds by Theorem 1, (b) follows from the fact that log-sum-exp is a convex function (see (Boyd and Vandenberghe 2004, Example 3.1.5)). ■

C.5 Analysis of the myopic policy under the setting of Example 3.1.2.

In this section we will shortly prove that if $\sum_{s=1}^t h_{s,k} = \lceil \frac{\hat{\sigma}_k^2 \kappa}{2\Delta^2} \log t \rceil$ for each arm k and time step t then a myopic policy achieves an asymptotic constant regret if $\Delta_k^2 \kappa > 16\hat{\sigma}^2$. For any profile ν , we have:

$$\begin{aligned}
\mathcal{R}_{(\nu, \nu')}^{\pi}(\mathbf{H}, T) &\leq \sum_{k \in \mathcal{K} \setminus \{k^*\}} \Delta_k \cdot \sum_{t=1}^T \mathbb{E} e^{-\frac{\Delta_k^2 n_{k,t}}{8\hat{\sigma}^2}} + \mathbb{E} e^{-\frac{\Delta_k^2 n_{k^*,t}}{8\hat{\sigma}^2}} \\
&\leq \sum_{k \in \mathcal{K} \setminus \{k^*\}} \Delta_k \cdot \sum_{t=1}^T t^{-\frac{\Delta_k^2 \kappa}{16\Delta^2}} + t^{-\frac{\Delta_k^2 \kappa}{16\Delta^2}} \leq \sum_{k \in \mathcal{K} \setminus \{k^*\}} \frac{32\Delta^2}{\kappa \Delta_k}. \quad \blacksquare
\end{aligned}$$

C.6 Reactive information flows

In our basic framework auxiliary information is assumed to be independent of the past decision trajectory of the policy. We next address some potential implications of endogenous information flows by considering a simple extension of our model in which information flows depend on past decisions. For the sake of concreteness, we assume that information flows are polynomially proportional (decreasing or increasing) to the number of times various arms were selected. For some global parameters $\gamma > 0$ and $\omega \geq 0$ that are fixed over arms and time periods, we assume that for each time step t and arm k , the number of auxiliary observations received up to time t on arm k can be described as follows:

$$\sum_{s=1}^t h_{k,s} = \left[\rho_k \cdot \tilde{n}_{k,t-1}^\omega + \sum_{j \in \mathcal{K} \setminus \{k\}} \alpha_{k,j} \tilde{n}_{j,t-1}^\gamma \right], \quad (36)$$

where $\tilde{n}_{k,t} = \sum_{s=1}^t \mathbb{1}\{\pi_s = k\}$ is the number of times arm k is selected up to time t , $\rho_k \geq 0$ captures the dependence of auxiliary observations of arm k on the past selections of arm k , and for each $j \neq k$ the parameter $\alpha_{k,j} \geq 0$ captures the dependence of auxiliary observations of arm k on the past selections of arm j . We assume that there exist non-negative values $\bar{\rho}$, $\underline{\rho}$, $\bar{\alpha}$, and $\underline{\alpha}$ such that $\underline{\rho} \leq \rho_k \leq \bar{\rho}$ and $\underline{\alpha} \leq \alpha_{k,j} \leq \bar{\alpha}$ for all arms $k, j \in \mathcal{K}$.

While the structure of (4) introduces some limitation on the impact the decision path of the policy may have on the information flows, it still captures many types of dependencies. For example, when $\gamma = 0$, information arrivals are decoupled across arms, in the sense that selecting an action at a given period can impact only future information on that action. On the other hand, when $\gamma > 0$, a selection of a certain action may impact future information arrivals on all actions.

A key driver in the regret complexity is the order of the total number of times an arm is observed, $n_{k,t} = \tilde{n}_{k,t-1} + \sum_{s=1}^t \frac{\hat{\sigma}^2}{\sigma^2} h_{k,t}$, relative to the order of the number of times that arm is pulled, $\tilde{n}_{k,t-1}$. Therefore, a first observation is that as long as $n_{k,t}$ and $\tilde{n}_{k,t-1}$ are of the same order, one recovers the classical regret rates that appear in the stationary MAB literature; as this is the case when $\omega < 1$, we next focus on the case of $\omega \geq 1$. A second observation is that when pulling an arm increases information arrival rates to other arms (that is, when $\gamma > 0$ and $\underline{\alpha} > 0$), constant regret is achievable, and a myopic policy can guarantee rate-optimal performance. This observation is formalized by the following result.

Proposition 2 *Let π be a myopic policy that for the first K periods pulls each arm once, and at each later period pulls the arm with the highest estimated mean reward, while randomizing to break ties. Assume that $\underline{\alpha} > 0$ and $\gamma > 0$. Then, for any horizon length $T \geq 1$ and for any history-dependent information arrival matrix \mathbf{H} that satisfies (4), one has*

$$\mathcal{R}_S^\pi(\mathbf{H}, T) \leq \sum_{k \in \mathcal{K} \setminus \{k^*\}} \frac{C_{15} \cdot \Gamma(\frac{1}{\tilde{\gamma}})}{\tilde{\gamma} \Delta_k^{\frac{2}{\tilde{\gamma}} - 1}} + C_{16} \Delta_k,$$

where $\Gamma(\cdot)$ is the gamma function, $\tilde{\gamma} = \min\{\gamma, 1\}$, and C_{15} is a positive constant that depends on γ , $\underline{\alpha}$, σ , and $\hat{\sigma}$, and C_{16} is an absolute constant.

Proof. Define $\tilde{\gamma} := \min\{1, \gamma\}$, and $\tilde{\underline{\alpha}} := \min\{1, \underline{\alpha} \cdot \frac{\sigma^2}{\hat{\sigma}^2}\}$. First, we will show that for any arm k , and at any time step t , we have

$$n_{k,t} \geq \tilde{\underline{\alpha}}(t-1)^{\tilde{\gamma}}. \quad (37)$$

We will consider two cases. In the first case, assume $\gamma \geq 1$ then, one obtains

$$\begin{aligned}
n_{k,t} &= \tilde{n}_{k,t-1} + \sum_{s=1}^t \frac{\sigma^2}{\hat{\sigma}^2} h_{k,s} \geq \tilde{n}_{k,t-1} + \sum_{j \in \mathcal{K} \setminus \{k\}} \underline{\alpha} \cdot \frac{\sigma^2}{\hat{\sigma}^2} \tilde{n}_{j,t-1}^\gamma \\
&\geq \tilde{n}_{k,t-1} + \sum_{j \in \mathcal{K} \setminus \{k\}} \underline{\alpha} \cdot \frac{\sigma^2}{\hat{\sigma}^2} \tilde{n}_{j,t-1} \\
&\geq \min\{1, \underline{\alpha} \cdot \frac{\sigma^2}{\hat{\sigma}^2}\} \sum_{j=1}^K \tilde{n}_{j,t-1} = \min\{1, \underline{\alpha} \cdot \frac{\sigma^2}{\hat{\sigma}^2}\} (t-1) = \tilde{\alpha} (t-1)^{\tilde{\gamma}}.
\end{aligned}$$

In the second case, assume $\gamma < 1$. One obtains

$$\begin{aligned}
n_{k,t} &\geq \tilde{n}_{k,t-1} + \sum_{j \in \mathcal{K} \setminus \{k\}} \underline{\alpha} \cdot \frac{\sigma^2}{\hat{\sigma}^2} \tilde{n}_{j,t-1}^\gamma \geq \tilde{n}_{k,t-1}^\gamma + \sum_{j \in \mathcal{K} \setminus \{k\}} \underline{\alpha} \cdot \frac{\sigma^2}{\hat{\sigma}^2} \tilde{n}_{j,t-1}^\gamma \\
&\geq \min\{1, \underline{\alpha} \cdot \frac{\sigma^2}{\hat{\sigma}^2}\} \sum_{j=1}^K \tilde{n}_{j,t-1}^\gamma \geq \tilde{\alpha} (t-1)^{\tilde{\gamma}},
\end{aligned}$$

where the last step follows from the fact that $x^\gamma + y^\gamma \geq (x+y)^\gamma$ for $x, y \geq 0$, and $\gamma < 1$. Hence, (37) is established. In order to upper bound the regret, we will use the usual decomposition

$$\mathcal{R}_S^\pi(\mathbf{H}, T) = \sum_{t=1}^T \sum_{k \in \mathcal{K} \setminus \{k^*\}} \Delta_k \mathbb{P}_{(\boldsymbol{\nu}, \boldsymbol{\nu}')}^\pi \{\pi_t = k\}.$$

Fix $k \neq k^*$. We upper bound each summand as follows:

$$\mathbb{P}_{(\boldsymbol{\nu}, \boldsymbol{\nu}')}^\pi \{\pi_t = k\} \leq \mathbb{P}_{(\boldsymbol{\nu}, \boldsymbol{\nu}')}^\pi \{\bar{X}_{k, n_{k,t}} > \bar{X}_{k^*, n_{k,t}}\} \leq \mathbb{P}_{(\boldsymbol{\nu}, \boldsymbol{\nu}')}^\pi \left\{ \bar{X}_{k, n_{k,t}} > \mu_k + \frac{\Delta_k}{2} \right\} + \mathbb{P}_{(\boldsymbol{\nu}, \boldsymbol{\nu}')}^\pi \left\{ \bar{X}_{k^*, n_{k^*, t}} < \mu_{k^*} - \frac{\Delta_k}{2} \right\}.$$

We next upper bound the first term on the right-hand side of the above inequality; the second term can be treated similarly. One obtains:

$$\mathbb{P}_{(\boldsymbol{\nu}, \boldsymbol{\nu}')}^\pi \left\{ \bar{X}_{k, n_{k,t}} > \mu_k + \frac{\Delta_k}{2} \right\} \stackrel{(a)}{\leq} \mathbb{E}_{(\boldsymbol{\nu}, \boldsymbol{\nu}')}^\pi \left[\exp \left(\frac{-\Delta_k^2}{8\sigma^2} n_{k,t} \right) \right] \stackrel{(b)}{\leq} \exp \left(\frac{-\Delta_k^2}{8\sigma^2} \tilde{\alpha} (t-1)^{\tilde{\gamma}} \right),$$

where (a), and (b) hold by Lemma 5, and (37), respectively. Finally, note that

$$\sum_{t=1}^T \mathbb{P}_{(\boldsymbol{\nu}, \boldsymbol{\nu}')}^\pi \{\pi_t = k\} \leq \sum_{t=1}^T 2 \exp \left(\frac{-\Delta_k^2}{8\sigma^2} \tilde{\alpha} (t-1)^{\tilde{\gamma}} \right) \leq 2 + \frac{\Gamma(\frac{1}{\tilde{\gamma}})}{\tilde{\gamma}} \left(\frac{8\sigma^2}{\tilde{\alpha} \Delta_k^2} \right)^{1/\tilde{\gamma}},$$

where $\Gamma(\cdot)$ is the gamma function, and the last inequality follows from $\sum_{t=1}^{\infty} \exp(-\kappa t^\xi) \leq \int_0^{\infty} \exp(-\kappa t^\xi) dt =$

$\frac{\Gamma(\frac{1}{\xi})}{\xi \kappa^{\frac{1}{\xi}}}$ for $\kappa > 0$ and $0 < \xi \leq 1$. ■

We next turn to characterize the case in which information flows are decoupled across arms, in the sense that selecting a certain arm does not impact information flows associated with other arms. While we evaluate the performance of our approach using the ϵ -greedy with adaptive exploration policy, similar guarantees can also be established using the rest of the policies provided in this paper.

Proposition 3 (Near Optimality under decoupled endogenous information flows) *Assume that $\gamma = 0$ and $\omega \geq 1$. For any $T \geq 1$ and history-dependent information arrival matrix \mathbf{H} that satisfies (4). Let π be an ϵ -greedy policy with adaptive exploration, tuned by $c > \max\left\{16, \frac{10\Delta^2}{\sigma^2}\right\}$. Then, for any $T \geq \left\lceil \frac{cK\sigma^2}{\Delta^2} \right\rceil$:*

$$\mathcal{R}_S^\pi(\mathbf{H}, T) \leq C_{17} \cdot \left(\log \frac{T}{\Delta^2}\right)^{1/\omega} \cdot \sum_{k \in \mathcal{K} \setminus \{k^*\}} \frac{\Delta_k}{\rho \Delta^{\frac{2}{\omega}}} + \sum_{k \in \mathcal{K} \setminus \{k^*\}} C_{18} \Delta_k \left(1 + \frac{1}{\Delta^2}\right),$$

where C_{17} , and C_{18} are positive constants that depend on σ , $\hat{\sigma}$, and c .

Proposition 3 introduces improved upper bound under the class of reactive information flows defined by (4) with $\gamma = 0$ and $\omega \geq 1$. For example, Proposition 3 implies that under this class, whenever mean rewards are separated (that is, Δ_k is independent of T for each k), the best achievable regret is of order $(\log T)^{1/\omega}$. We note that in proving Proposition 3 we assume no prior knowledge of either the class of information arrival processes given by (4), or the parametric values under this structure.

Proof. Let $t^* = \lceil \frac{Kc\sigma^2}{\Delta^2} \rceil$, and fix $T \geq t^*$, $K \geq 2$, and profile $(\nu, \nu') \in \mathcal{S}$.

Step 1 (Decomposing the regret). We decompose the regret of a suboptimal arm $k \neq k^*$ as follows:

$$\begin{aligned} \Delta_k \cdot \mathbb{E}_{(\nu, \nu')}^\pi \left[\sum_{t=1}^T \mathbb{1}\{\pi_t = k\} \right] &= \overbrace{\Delta_k \cdot \mathbb{E}_{(\nu, \nu')}^\pi \left[\sum_{t=1}^T \mathbb{1}\{\pi_t = k, \text{ policy does exploration}\} \right]}^{J_{k,1}} \\ &\quad + \underbrace{\Delta_k \cdot \mathbb{E}_{(\nu, \nu')}^\pi \left[\sum_{t=1}^T \mathbb{1}\{\pi_t = k, \text{ policy does exploitation}\} \right]}_{J_{k,2}}. \end{aligned} \quad (38)$$

The component $J_{k,1}$ is the expected number of times arm k is pulled due to exploration, while the the component $J_{k,2}$ is the one due to exploitation.

Step 2 (Analysis of $\tau_{k,t}$). We will later find upper bounds for the quantities $J_{k,1}$, and $J_{k,2}$ that are functions of the virtual time $\tau_{k,T}$. A simple induction results in the following expression for $t \geq t^*$:

$$\tau_{k,t} = t^* \exp\left(\frac{\Delta^2}{c\hat{\sigma}^2} \sum_{\tau=1}^t h_{k,\tau}\right) + \sum_{s=t^*+1}^t \exp\left(\frac{\Delta^2}{c\hat{\sigma}^2} \sum_{\tau=s}^t h_{k,\tau}\right). \quad (39)$$

Step 3 (Analysis of $J_{k,1}$). Define

$$\hat{n}_{k,t} := \sum_{s=t^*}^t \mathbb{1}\{\pi_s = k, \text{ policy does exploration}\}.$$

Note that for $t \geq t^*$,

$$\begin{aligned} \mathbb{E}[\mathbb{1}\{\pi_t = k, \text{ policy does exploration.}\} \mid \hat{n}_{k,t-1}] &= \frac{c\sigma^2}{\Delta^2 \tau_{k,t}} \\ &\leq \frac{c\sigma^2}{\Delta^2} \exp\left(-\frac{\Delta^2}{c\hat{\sigma}^2} \sum_{s=1}^t h_{k,s}\right) \\ &\leq \frac{c\sigma^2}{\Delta^2} \exp\left(-\frac{\Delta^2 \rho}{c\hat{\sigma}^2} (\hat{n}_{k,t-1} + 1)^\omega\right). \end{aligned}$$

This inequality implies that we can apply Lemma 12 to the sequence $\hat{n}_{k,t}$ to drive the following upper bound:

$$\mathbb{E}[\hat{n}_{k,T}] \leq \sqrt[\omega]{\frac{c\hat{\sigma}^2}{\Delta^2} \log\left(\frac{c\sigma^2}{\Delta^2}(T+1)\right)}.$$

Finally, one obtains

$$J_{k,1} = \frac{t^* - 1}{K} + \mathbb{E}[\hat{n}_{k,T}] \leq \frac{c\sigma^2}{\Delta^2} + \sqrt[\omega]{\frac{c\hat{\sigma}^2}{\Delta^2} \log\left(\frac{c\sigma^2}{\Delta^2}(T+1)\right)}.$$

Step 4 (Analysis of $n_{k,t}$). To analyze $J_{k,2}$ we bound $n_{k,t}$, the number of samples of arm k at each time $t \geq t^*$. Fix $t \geq t^*$. Then, $n_{k,t}$ is a summation of independent Bernoulli r.v.'s. One has

$$\mathbb{E}[n_{k,t}] = \frac{t^* - 1}{K} + \mathbb{E}\left[\sum_{s=1}^t \frac{\sigma^2}{\hat{\sigma}^2} h_{k,s} + \sum_{s=t^*}^{t-1} \frac{c\sigma^2}{\Delta^2 \tau_{k,s}}\right]. \quad (40)$$

Let $\bar{M}_t = \sum_{s=1}^{t-1} h_{k,s}$ and $\underline{M} = \sum_{s=1}^{t^*} h_{k,s}$. For $\underline{M} \leq m \leq \bar{M}_t$, let $t_{m,t}$ be the time step at which the m th auxiliary observation for arm k is received up to time $t-1$, that is,

$$t_{m,t} = \begin{cases} \max\left\{t^*, \min\left\{0 \leq s \leq T \mid \sum_{s=1}^q h_{k,s} = m\right\}\right\} & \text{if } \underline{M} \leq m \leq \bar{M}_t \\ t-1 & \text{if } m = \bar{M}_t + 1 \end{cases}.$$

One has that

$$\begin{aligned}
\mathbb{E} \left[\sum_{s=1}^t \frac{\sigma^2}{\hat{\sigma}^2} h_{k,s} + \sum_{s=t^*}^{t-1} \frac{c\sigma^2}{\Delta^2 \tau_{k,s}} \right] &\geq \mathbb{E} \left[\sum_{m=\underline{M}}^{\bar{M}_t+1} \left(\frac{\sigma^2}{\hat{\sigma}^2} + \sum_{s=0}^{t_{m+1,t}-t_{m,t}-1} \frac{c\sigma^2}{\Delta^2 (\tau_{k,t_{m,t}} + s)} \right) \right] - \frac{\sigma^2}{\hat{\sigma}^2} \\
&\stackrel{(a)}{\geq} \mathbb{E} \left[\sum_{m=\underline{M}}^{\bar{M}_t+1} \left(\frac{\sigma^2}{\hat{\sigma}^2} + \frac{c\sigma^2}{\Delta^2} \log \left(\frac{\tau_{k,t_{m,t}} + t_{m+1,t} - t_{m,t}}{\tau_{k,t_{m,t}}} \right) \right) \right] - \frac{\sigma^2}{\hat{\sigma}^2} \\
&= \mathbb{E} \left[\sum_{m=\underline{M}}^{\bar{M}_t+1} \left(\frac{\sigma^2}{\hat{\sigma}^2} + \frac{c\sigma^2}{\Delta^2} \log \left(\frac{\exp\left(\frac{-\Delta^2}{c\hat{\sigma}^2}\right) \tau_{k,t_{m+1,t}}}{\tau_{k,t_{m,t}}} \right) \right) \right] - \frac{\sigma^2}{\hat{\sigma}^2} \\
&= \mathbb{E} \left[\frac{c\sigma^2}{\Delta^2} \log \left(\frac{\tau_{k,t-1}}{\tau_{k,t^*}} \right) \right] - \frac{\sigma^2}{\hat{\sigma}^2} \\
&= \mathbb{E} \left[\frac{c\sigma^2}{\Delta^2} \log \left(\frac{\tau_{k,t-1}}{t^*} \right) \right] - \frac{\sigma^2}{\hat{\sigma}^2} \\
&\geq \mathbb{E} \left[\frac{c\sigma^2}{\Delta^2} \log \left(\frac{t-1}{t^*} \right) \right] - \frac{\sigma^2}{\hat{\sigma}^2}, \tag{41}
\end{aligned}$$

where (a) follows from Lemma 9. Putting together (40) and (41), one obtains

$$\mathbb{E} [n_{k,t}] \geq \frac{t^* - 1}{K} + \frac{c\sigma^2}{\Delta^2} \log \left(\frac{t-1}{t^*} \right) - \frac{\sigma^2}{\hat{\sigma}^2} \geq \frac{-1}{K} + \frac{c\sigma^2}{\Delta^2} \log \left(\frac{e(t-1)}{t^*} \right) - \frac{\sigma^2}{\hat{\sigma}^2} := x_t. \tag{42}$$

By Bernstein's inequality in Lemma 6, we have

$$\mathbb{P} \left\{ n_{k,t} \leq \frac{x_t}{2} \right\} \leq \exp \left(\frac{-x_t}{10} \right) \leq \exp \left(\frac{-\hat{\sigma}^2 - K\sigma^2}{10K\hat{\sigma}^2} \right) \cdot \left(\frac{t^*}{e(t-1)} \right)^{\frac{-c\sigma^2}{10\Delta^2}}, \tag{43}$$

where the last inequality follows from (39).

Step 5 (Analysis of $J_{k,2}$). We note that

$$J_{k,2} \leq \sum_{t=t^*}^T \mathbb{P} \left\{ \bar{X}_{k,n_{k,t}} > \bar{X}_{k^*,n_{k^*,t}} \right\}. \tag{44}$$

We upper bound each summand as follows:

$$\begin{aligned}
\mathbb{P} \left\{ \bar{X}_{k,n_{k,t}} > \bar{X}_{k^*,n_{k^*,t}} \right\} &\leq \mathbb{P} \left\{ \bar{X}_{k,n_{k,t}} > \mu_k + \frac{\Delta_k}{2} \right\} \\
&\quad + \mathbb{P} \left\{ \bar{X}_{k^*,n_{k^*,t}} < \mu_{k^*} + \frac{\Delta_{k^*}}{2} \right\}. \tag{45}
\end{aligned}$$

We next bound the first term on the right-hand side of the above inequality; the second term can be treated similarly. One obtains

$$\begin{aligned}
\mathbb{P} \left\{ \bar{X}_{k,n_{k,t}} > \mu_k + \frac{\Delta_k}{2} \right\} &\stackrel{(a)}{\leq} \mathbb{P} \left\{ \bar{X}_{k,n_{k,t}} > \mu_k + \frac{\Delta_k}{2} \mid n_{k,t} > \frac{x_t}{2} \right\} + \mathbb{P} \left\{ n_{k,t} \leq \frac{x_t}{2} \right\} \\
&\stackrel{(b)}{\leq} \exp \left(\frac{-\Delta_k^2 x_t}{16\sigma^2} \right) + \exp \left(\frac{-\hat{\sigma}^2 - K\sigma^2}{10K} \right) \cdot \left(\frac{t^*}{e(t-1)} \right)^{\frac{-c\sigma^2}{10\Delta^2}} \\
&\leq \exp \left(\frac{\Delta_k^2}{16K\sigma^2} \right) \cdot \exp \left(\frac{-c}{16} \log \left(\frac{e(t-1)}{t^*} \right) \right) + \exp \left(\frac{-\hat{\sigma}^2 - K\sigma^2}{10K} \right) \cdot \left(\frac{t^*}{e(t-1)} \right)^{\frac{-c\sigma^2}{10\Delta^2}} \\
&\stackrel{(c)}{\leq} \exp \left(\frac{\Delta_k^2}{16K\sigma^2} \right) \cdot \left(\frac{t^*}{e(t-1)} \right)^{\frac{-c}{16}} + \exp \left(\frac{-\hat{\sigma}^2 - K\sigma^2}{10K} \right) \cdot \left(\frac{t^*}{e(t-1)} \right)^{\frac{-c\sigma^2}{10\Delta^2}},
\end{aligned} \tag{46}$$

where, (a) holds by the conditional probability definition, (b) follows from Lemma 5 together with (43), and (c) holds by (39). Putting together (38), (44), (45), and (46), the result is established. ■

D Numerical analysis

D.1 Comparing adaptive exploration method with naive adaptations

Setup. We perform simulations of a MAB problem with three arms, where rewards are Gaussian with means $\boldsymbol{\mu} = (0.7 \ 0.5 \ 0.5)^\top$ and standard deviation $\sigma = 0.5$. We drew auxiliary information from the same distributions as the rewards. We considered two information arrival processes: stationary information flows with $h_{k,t}$'s being i.i.d. Bernoulli random variables with mean λ , where we considered values of $\lambda \in \{500/T, 100/T, 10/T\}$; and diminishing information flows where $h_{k,t}$'s are i.i.d. Bernoulli random variables with mean $\frac{\kappa'_t}{t}$, where we considered values of $\kappa' \in \{4, 2, 1\}$ for each time period t and for each arm k . In this part we experimented with four policies: ϵ -greedy, UCB1, and Thompson sampling. For the first three policies, we considered three variants: (i) a version that ignores auxiliary information arrivals (green plots); (ii) naive version that updates empirical means and cumulative number of observations upon information arrivals but uses absolute time index instead of virtual time index (blue plots); and (iii) adaptive version that not only updates empirical means and cumulative number of observations upon information arrivals but also uses virtual time index (red plots).

To be precise, the difference between these versions is in how they define empirical means, reward observation counters, and in the way that they update virtual time index. Namely, for the original version:

$$\bar{X}_{k,n_{k,t}} := \frac{\sum_{s=1}^t \frac{1}{\sigma^2} \mathbb{1}\{\pi_s = k\} X_{k,s}}{\sum_{s=1}^{t-1} \frac{1}{\sigma^2} \mathbb{1}\{\pi_s = k\}}, \quad n_{k,t} := \sum_{s=1}^{t-1} \mathbb{1}\{\pi_s = k\}, \quad \tau_{k,t} = \tau_{k,t-1} + 1,$$

for the naive adaptation:

$$\bar{X}_{k,n_{k,t}} := \frac{\sum_{s=1}^t \frac{1}{\sigma^2} \mathbb{1}\{\pi_s = k\} X_{k,s} + \sum_{s=1}^t \frac{1}{\hat{\sigma}^2} Z_{k,s}}{\sum_{s=1}^{t-1} \frac{1}{\sigma^2} \mathbb{1}\{\pi_s = k\} + \sum_{s=1}^t \frac{1}{\hat{\sigma}^2} h_{k,s}}, \quad n_{k,t} := \sum_{s=1}^{t-1} \mathbb{1}\{\pi_s = k\} + \sum_{s=1}^t \frac{\sigma^2}{\hat{\sigma}^2} h_{k,s}, \quad \tau_{k,t} = \tau_{k,t-1} + 1,$$

and for the version with adaptive exploration:

$$\bar{X}_{k,n_{k,t}} := \frac{\sum_{s=1}^t \frac{1}{\sigma^2} \mathbb{1}\{\pi_s = k\} X_{k,s} + \sum_{s=1}^t \frac{1}{\hat{\sigma}^2} Z_{k,s}}{\sum_{s=1}^{t-1} \frac{1}{\sigma^2} \mathbb{1}\{\pi_s = k\} + \sum_{s=1}^t \frac{1}{\hat{\sigma}^2} h_{k,s}}, \quad n_{k,t} := \sum_{s=1}^{t-1} \mathbb{1}\{\pi_s = k\} + \sum_{s=1}^t \frac{\sigma^2}{\hat{\sigma}^2} h_{k,s}, \quad \tau_{k,t} = (\tau_{k,t-1} + 1) \cdot \exp\left(\frac{h_{k,t} \Delta^2}{c_\pi \hat{\sigma}^2}\right),$$

where c_π depends on the policy type π .

For the Thompson sampling policy, we consider a version that ignores information arrivals (green plots), and a version that updates posteriors upon information arrivals (red plots). We measured the average empirical regret $\sum_{t=1}^T (\mu^* - \mu_{\pi_t})$, that is, the average performance difference between the best arm and the policy, over a decision horizon of $T = 10^4$ periods. Averaging over 400 repetitions the outcome approximates the expected regret. In order to determine the tuning parameters c for all the policies in the simulation, we simulated their original versions without any information flows for $c = 0.1 \times m$, where we considered values of $m \in \{1, 2, \dots, 10\}$. The results presented below include the tuning parameter that resulted in the lowest cumulative empirical regret over the entire time horizon: $c = 1.0$ for ϵ -greedy, $c = 1.0$ for UCB1, and $c = 0.5$ for Thompson sampling.

Results and discussion. Plots comparing the empirical regret of the different variants of the algorithms for stationary and diminishing information flows appear in Figures 4 and 5, respectively.

For the UCB1 policy, we observe that when the amount of auxiliary information on all arms is very large, the naive adaptation tends to have slightly smaller regret, whereas if there is less auxiliary information the adaptive version has a better performance. This stems from the fact that if we do not update the virtual time index in this policy, it tends to explore less after receiving auxiliary information. More precisely, in the naive UCB1 policy, the upper confidence bound shrinks faster than its adaptive version, which results in less exploration. Hence, if there are less information arrivals the naive versions of these two policies tend to under-explore and incur more regret due to misidentifying the best arm.

For the ϵ -greedy policy, we observe that the adaptive version always outperforms the naive versions. This stems from the fact that the naive version of ϵ -greedy does not change the exploration rate after auxiliary information arrives, and hence over-explores.

Regarding the effect of information flows on the empirical regret incurred by these policies, we can see that in the case of stationary information arrivals, when λ is large the cumulative regret is bounded by a constant and does not grow after some point, and when λ is smaller we transition back to the logarithmic

regret, as discussed in §3.1.1. One may also observe the impact of timing of information arrivals on the achievable performance, by comparing the plots corresponding to the stationary information flows and the diminishing ones. The expected total number of information arrivals in the first, second, and third column with diminishing information flows is less than or equal to that of the first, second, and third column with stationary information flows, and the cumulative regrets for both cases are very close to one another.

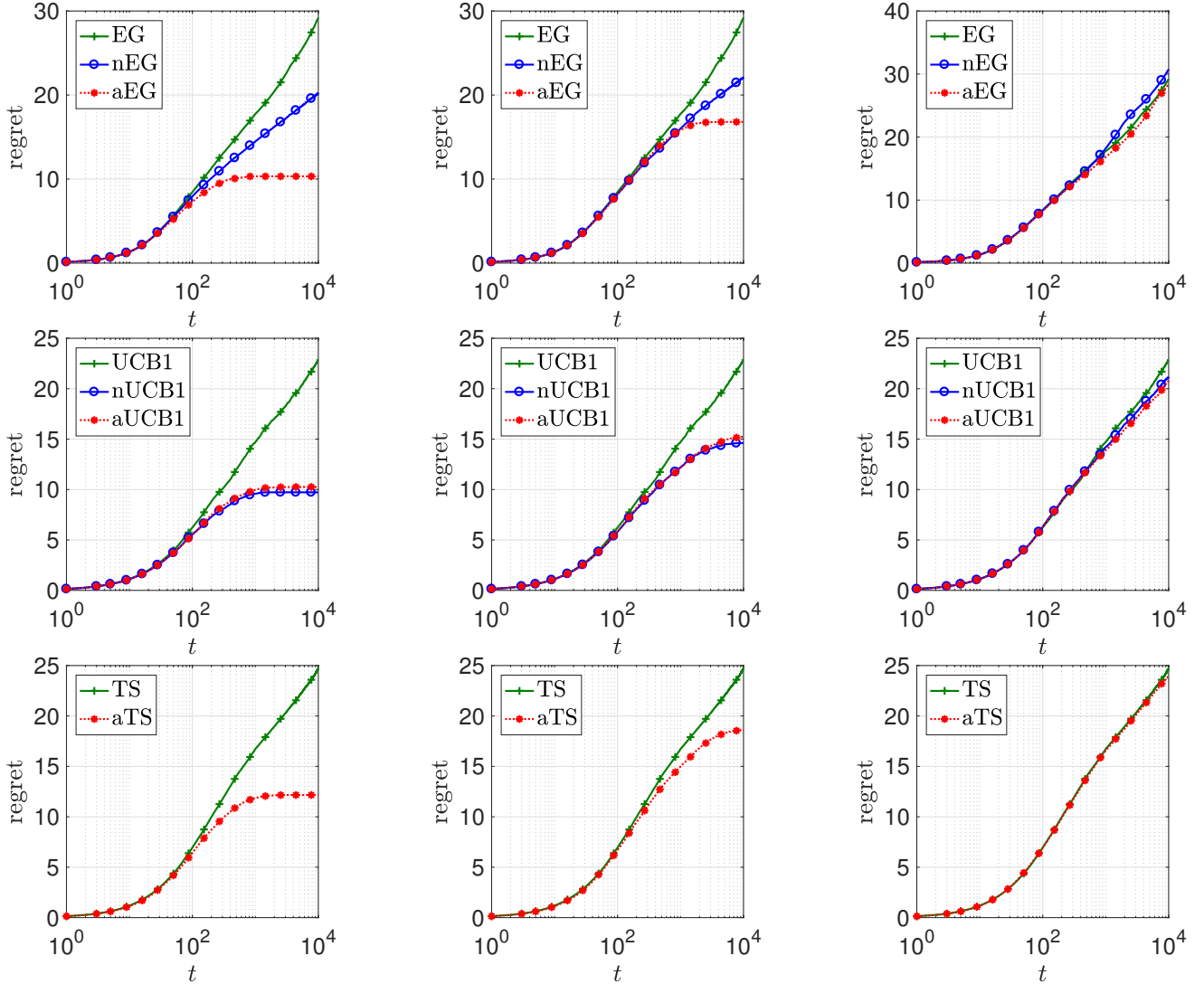


Figure 4: Stationary information flow at a constant rate λ . *Left column:* $\lambda = \frac{500}{T}$; *Middle column:* $\lambda = \frac{100}{T}$; *Right column:* $\lambda = \frac{10}{T}$

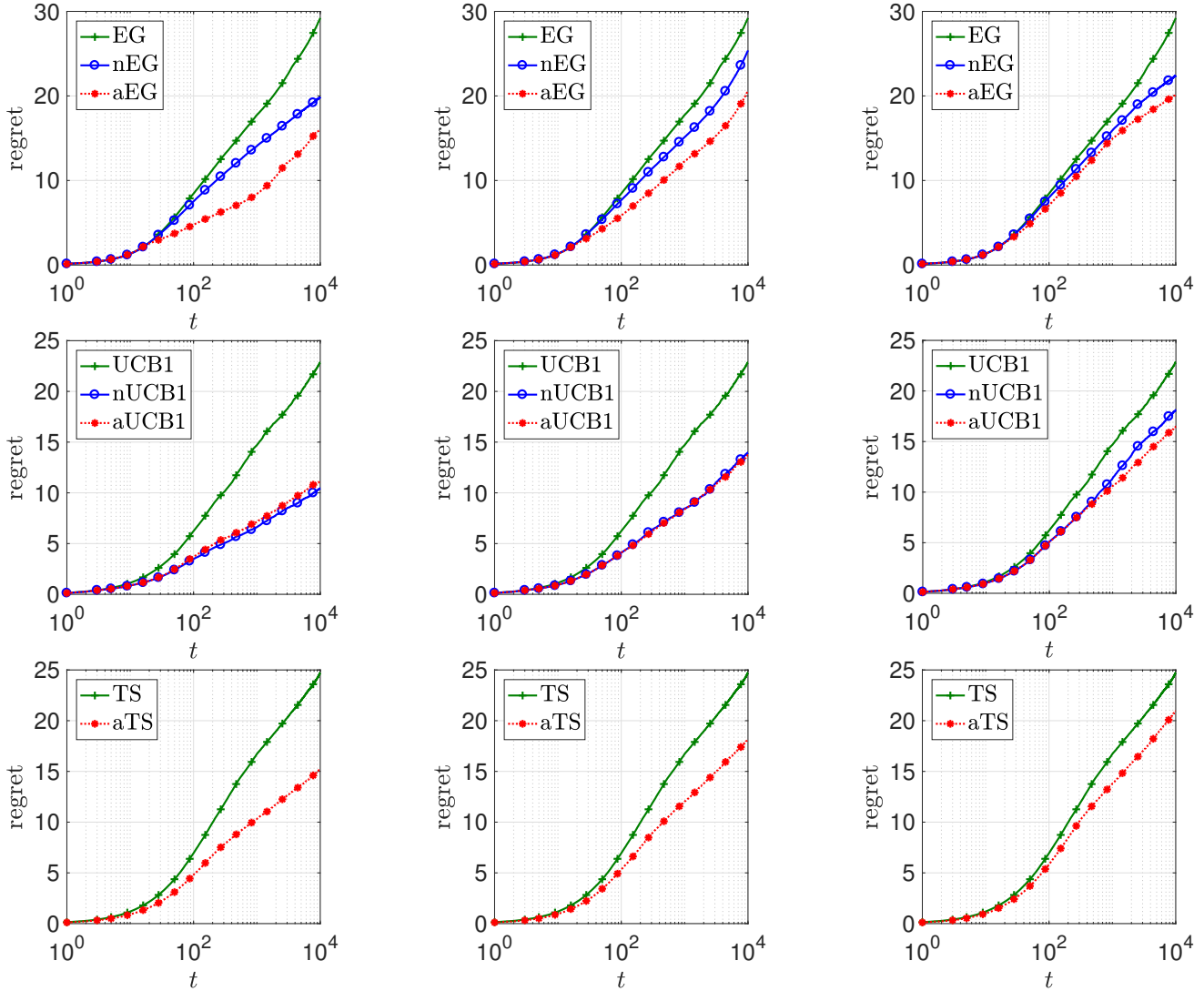


Figure 5: Diminishing information flow at rate $\frac{\kappa'}{t}$ at each time step t . *Left column:* $\kappa' = 4$; *Middle column:* $\kappa' = 2$; *Right column:* $\kappa' = 1$

D.2 Misspecification of the tuning parameter c

Setup. We use the same setup as the previous experiments to study the effect of misspecifying the tuning parameter c in different policies. We experimented with tuning parameters that are higher than, lower than, and equal to the tuning parameter presented in the previous subsection. The plots here presents parametric values of $c = \{0.4, 1.0, 1.6\}$ for ϵ -greedy, $c \in \{0.4, 1.0, 1.6\}$ for UCB1, and $c = \{0.1, 0.5, 0.7\}$ for Thompson sampling. We measured the empirical regret of the naive and adaptive versions of the four policies mentioned above in four different information arrival settings: stationary with $\lambda \in \{500/T, 10/T\}$ and diminishing with $\kappa' \in \{4.0, 1.0\}$.

Results and discussion. Plots comparing the empirical regret accumulation of the policies with

adaptive exploration with different tuning parameters c for the stationary and diminishing information flows appear in Figure 6.

For the policies ϵ -greedy, and UCB1, one may observe that when there is a lot of auxiliary information (the first and third columns) the lower the tuning parameter c the better the performance. However, when there is less auxiliary information (the second and fourth columns) a very small tuning parameter c results in a lot of regret. The reason for this is that when c is small these policies tend to explore less, hence, in the presence of a lot of auxiliary information they incur very little regret but if auxiliary information is rare these policies under-explore and incur a lot of regret.

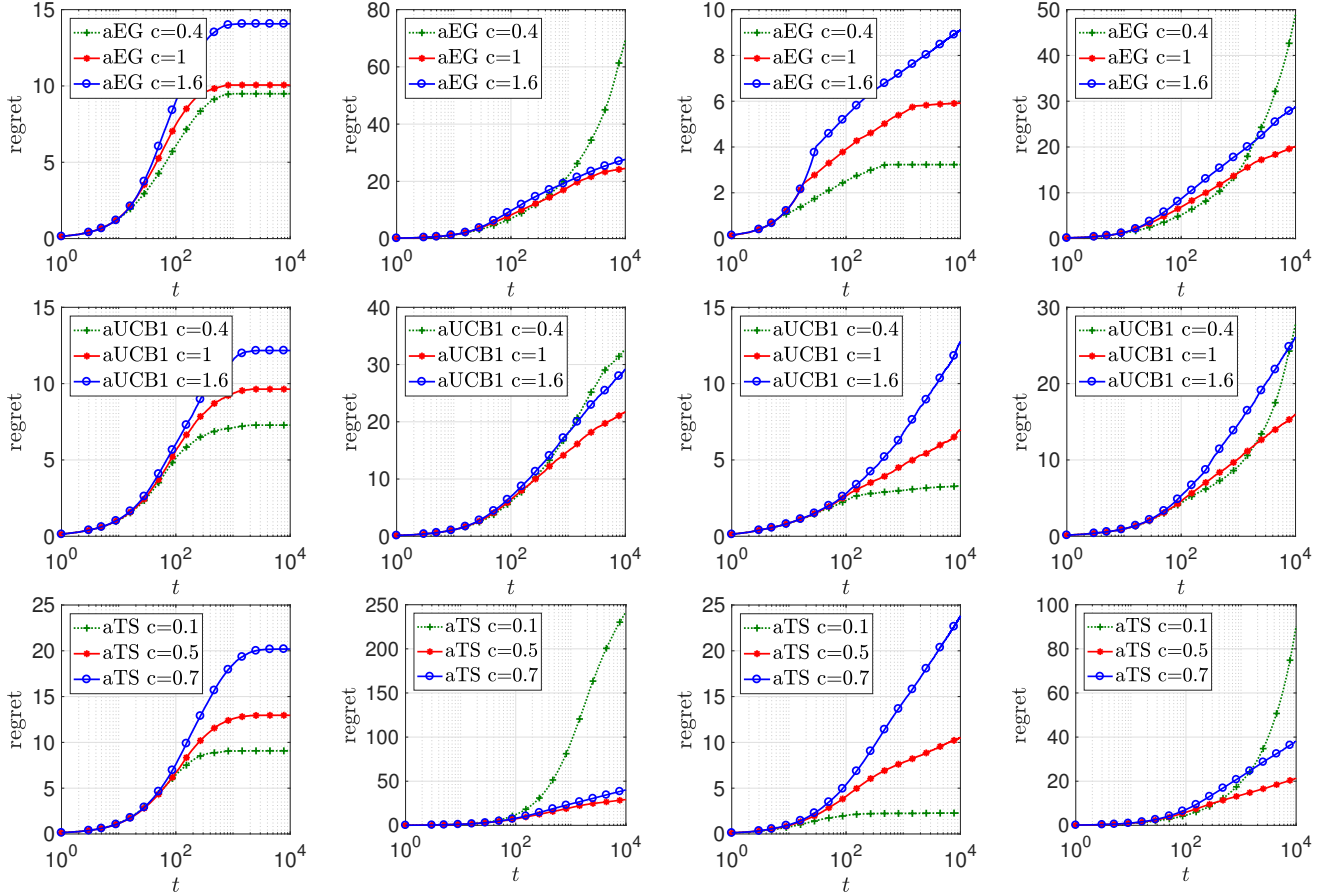


Figure 6: The effect of the tuning parameter c on the performance of different policies under different information flows. *First column on the left*: stationary information flow at a constant rate $\lambda = \frac{500}{T}$. *Second column*: stationary information flow at a constant rate $\lambda = \frac{100}{T}$. *Third column*: diminishing information flow at rate $\frac{\kappa'}{t}$ at each time step t for $\kappa' = 8.0$. *Fourth column*: diminishing information flow at rate $\frac{\kappa'}{t}$ at each time step t for $\kappa' = 1.0$

D.3 Misspecification of the minimum gap Δ for UCB1 with adaptive exploration

Setup. We use the same setup as in the previous experiments to study the effect of misspecifying the minimum gap Δ for UCB1 with adaptive exploration. We experiment parametric values of Δ that are

higher than, lower than, and equal to the true minimum gap of $\Delta = 0.2$. The results below discuss the empirical regret incurred under selections of $\hat{\Delta} \in \{0.05, 0.2, 0.35\}$. We tracked the regret for four different information arrival settings: stationary with $\lambda \in \{500/T, 10/T\}$ and diminishing with $\kappa' \in \{8.0, 1.0\}$, where we used the tuning parameter $c = 1.0$ for all policies.

Results and discussion. Representative examples of plots comparing the regret accumulation of UCB1 with adaptive exploration with different specified gaps Δ for the stationary and diminishing information flows appear in Figure 7. One may observe that dependence of the performance of UCB1 with adaptive exploration on the choice of Δ is limited, and in many instances (including two that are demonstrated in Figure 7) performance deterioration due to misspecification of Δ was very small.

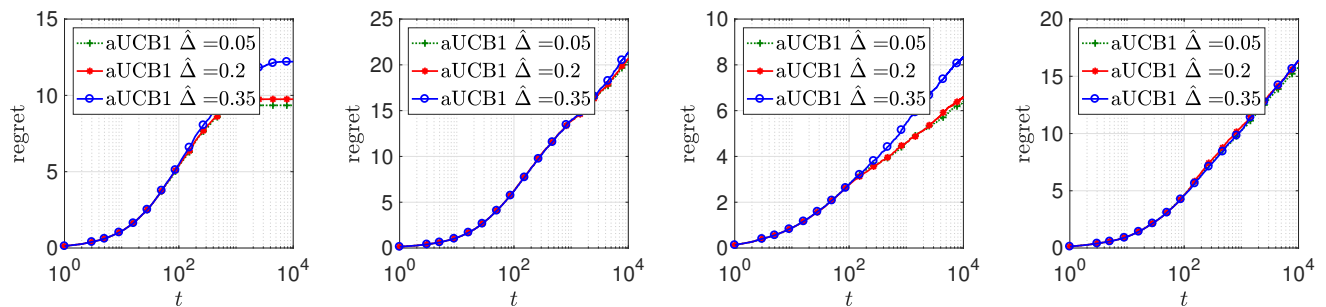


Figure 7: The effect of the gap parameter $\hat{\Delta}$ on the performance of UCB1 with adaptive exploration under different information flows. From left to right: stationary information flow at a constant rate $\lambda = \frac{500}{T}$; stationary information flow at a constant rate $\lambda = \frac{100}{T}$; diminishing information flow at rate $\frac{\kappa'}{t}$ at each time step t for $\kappa' = 8.0$; diminishing information flow at rate $\frac{\kappa'}{t}$ at each time step t for $\kappa' = 1.0$

References

- Adomavicius, G. and A. Tuzhilin (2005). Toward the next generation of recommender systems: A survey of the state-of-the-art and possible extensions. *IEEE Transactions on Knowledge & Data Engineering* (6), 734–749.
- Agarwal, A., D. Hsu, S. Kale, J. Langford, L. Li, and R. Schapire (2014). Taming the monster: A fast and simple algorithm for contextual bandits. In *International Conference on Machine Learning*, pp. 1638–1646.
- Agarwal, D., B.-C. Chen, P. Elango, N. Motgi, S.-T. Park, R. Ramakrishnan, S. Roy, and J. Zachariah (2009). Online models for content optimization. In *Advances in Neural Information Processing Systems*, pp. 17–24.
- Agrawal, S. and N. Goyal (2012). Analysis of thompson sampling for the multi-armed bandit problem. In *Conference on Learning Theory*, pp. 1–39.
- Agrawal, S. and N. Goyal (2013a). Further optimal regret bounds for thompson sampling. In *Artificial Intelligence and Statistics*, pp. 99–107.
- Agrawal, S. and N. Goyal (2013b). Thompson sampling for contextual bandits with linear payoffs. In *International Conference on Machine Learning*, pp. 127–135.
- Anderer, A., H. Bastani, and J. Silberholz (2019). Adaptive clinical trial designs with surrogates: When should we bother? *Available at SSRN*.
- Ansari, A., S. Essegai, and R. Kohli (2000). Internet recommendation systems. *Journal of Marketing Research* 37, 363–375.

- Araman, V. F. and R. Caldentey (2009). Dynamic pricing for nonperishable products with demand learning. *Operations research* 57(5), 1169–1188.
- Audibert, J.-Y. and S. Bubeck (2010). Best arm identification in multi-armed bandits. In *23th Conference on Learning Theory*.
- Auer, P., N. Cesa-Bianchi, and P. Fischer (2002). Finite-time analysis of the multiarmed bandit problem. *Machine learning* 47(2-3), 235–256.
- Auer, P., N. Cesa-Bianchi, Y. Freund, and R. E. Schapire (1995). Gambling in a rigged casino: The adversarial multi-armed bandit problem. In *Foundations of Computer Science, 1995. Proceedings., 36th Annual Symposium on*, pp. 322–331.
- Basilico, J. (2013). Recommendation at netflix scale. Slides, available at SlideShare: <https://www.slideshare.net/justinbasilico/recommendation-at-netflix-scale>.
- Bastani, H. and M. Bayati (2015). Online decision-making with high-dimensional covariates. Preprint, available at SSRN: <http://ssrn.com/abstract=2661896>.
- Bastani, H., M. Bayati, and K. Khosravi (2017). Exploiting the natural exploration in contextual bandits. *arXiv preprint arXiv:1704.09011*.
- Bastani, H., P. Harsha, G. Perakis, and D. Singhvi (2018). Sequential learning of product recommendations with customer disengagement. *Available at SSRN 3240970*.
- Bastani, H., D. Simchi-Levi, and R. Zhu (2019). Meta dynamic pricing: Learning across experiments. *Available at SSRN 3334629*.
- Bergemann, D. and J. Välimäki (1996). Learning and strategic pricing. *Econometrica: Journal of the Econometric Society*, 1125–1149.
- Berry, D. A. and B. Fristedt (1985). *Bandit problems: sequential allocation of experiments (Monographs on statistics and applied probability)*, Volume 12. Springer.
- Bertsimas, D., A. O’Hair, S. Relyea, and J. Silberholz (2016). An analytics approach to designing combination chemotherapy regimens for cancer. *Management Science* 62(5), 1511–1531.
- Besbes, O., Y. Gur, and A. Zeevi (2015). Optimization in online content recommendation services: Beyond click-through rates. *Manufacturing & Service Operations Management* 18(1), 15–33.
- Besbes, O., Y. Gur, and A. Zeevi (2018). Optimal exploration-exploitation in a multi-armed-bandit problem with non-stationary rewards. *Forthcoming in Stochastic Systems*.
- Besbes, O. and A. Muharremoglu (2013). On implications of demand censoring in the newsvendor problem. *Management Science* 59(6), 1407–1424.
- Boyd, S. and L. Vandenberghe (2004). *Convex optimization*. Cambridge university press.
- Breese, J. S., D. Heckerman, and C. Kadie (1998). Empirical analysis of predictive algorithms for collaborative filtering. In *Proceedings of the Fourteenth conference on Uncertainty in artificial intelligence*, pp. 43–52. Morgan Kaufmann Publishers Inc.
- Bubeck, S. and N. Cesa-Bianchi (2012). Regret analysis of stochastic and nonstochastic multi-armed bandit problems. *Foundations and Trends® in Machine Learning* 5(1), 1–122.
- Bubeck, S., V. Perchet, and P. Rigollet (2013). Bounded regret in stochastic multi-armed bandits. In *Conference on Learning Theory*, pp. 122–134.
- Caro, F. and J. Gallien (2007). Dynamic assortment with demand learning for seasonal consumer goods. *Management Science* 53(2), 276–292.

- Caron, S. and S. Bhagat (2013). Mixing bandits: A recipe for improved cold-start recommendations in a social network. In *Proceedings of the 7th Workshop on Social Network Mining and Analysis*.
- Cesa-Bianchi, N. and G. Lugosi (2006). *Prediction, learning, and games*. Cambridge university press.
- Cesa-Bianchi, N., G. Lugosi, and G. Stoltz (2006). Regret minimization under partial monitoring. *Mathematics of Operations Research* 31(3), 562–580.
- Chapelle, O. (2014). Modeling delayed feedback in display advertising. In *Proceedings of the 20th ACM SIGKDD international conference on Knowledge discovery and data mining*, pp. 1097–1105.
- Dave, K. S. and V. Varma (2010). Learning the click-through rate for rare/new ads from similar ads. In *Proceedings of the 33rd international ACM SIGIR conference on Research and development in information retrieval*, pp. 897–898.
- den Boer, A. V. and B. Zwart (2013). Simultaneously learning and optimizing using controlled variance pricing. *Management science* 60(3), 770–783.
- Farias, V. F. and A. A. Li (2019). Learning preferences with side information. *Forthcoming in Management Science*.
- Farias, V. F. and B. Van Roy (2010). Dynamic pricing with a prior on market response. *Operations Research* 58(1), 16–29.
- Freund, Y. and R. E. Schapire (1997). A decision-theoretic generalization of on-line learning and an application to boosting. *Journal of computer and system sciences* 55(1), 119–139.
- Gerchinovitz, S. and T. Lattimore (2016). Refined lower bounds for adversarial bandits. In *Advances in Neural Information Processing Systems*, pp. 1198–1206.
- Gittins, J., K. Glazebrook, and R. Weber (2011). *Multi-armed bandit allocation indices*. John Wiley & Sons.
- Goldenshluger, A. and A. Zeevi (2009). Woodrooffe’s one-armed bandit problem revisited. *The Annals of Applied Probability* 19(4), 1603–1633.
- Goldenshluger, A. and A. Zeevi (2013). A linear response bandit problem. *Stochastic Systems* 3(1), 230–261.
- Gur, Y. and A. Momeni (2018). Adaptive learning with unknown information flows. *Advances in Neural Information Processing Systems* 31, 7473–7482.
- Harrison, J. M., N. B. Keskin, and A. Zeevi (2012). Bayesian dynamic pricing policies: Learning and earning under a binary prior distribution. *Management Science* 58(3), 570–586.
- Hill, W., L. Stead, M. Rosenstein, and G. Furnas (1995). Recommending and evaluating choices in a virtual community of use. In *Proceedings of the SIGCHI conference on Human factors in computing systems*, pp. 194–201. ACM Press/Addison-Wesley Publishing Co.
- Huh, W. T. and P. Rusmevichientong (2009). A nonparametric asymptotic analysis of inventory planning with censored demand. *Mathematics of Operations Research* 34(1), 103–123.
- Kleinberg, R. and T. Leighton (2003). The value of knowing a demand curve: Bounds on regret for online posted-price auctions. In *Foundations of Computer Science, 2003. Proceedings. 44th Annual IEEE Symposium on*, pp. 594–605. IEEE.
- Kohli, P., M. Salek, and G. Stoddard (2013). A fast bandit algorithm for recommendation to users with heterogenous tastes. In *Twenty-Seventh AAAI Conference on Artificial Intelligence*.
- Konstan, J. A., B. N. Miller, D. Maltz, J. L. Herlocker, L. R. Gordon, and J. Riedl (1997). Grouplens: applying collaborative filtering to usenet news. *Communications of the ACM* 40(3), 77–87.
- Lai, T. L. and H. Robbins (1985). Asymptotically efficient adaptive allocation rules. *Advances in applied mathematics* 6(1), 4–22.

- Langford, J. and T. Zhang (2008). The epoch-greedy algorithm for multi-armed bandits with side information. In *Advances in neural information processing systems*, pp. 817–824.
- Lee, J., J. Lee, and H. Lee (2003). Exploration and exploitation in the presence of network externalities. *Management Science* 49(4), 553–570.
- Lee, K.-C., A. Jalali, and A. Dasdan (2013). Real time bid optimization with smooth budget delivery in online advertising. In *Proceedings of the Seventh International Workshop on Data Mining for Online Advertising*.
- Lee, K.-c., B. Orten, A. Dasdan, and W. Li (2012). Estimating conversion rate in display advertising from past performance data. In *Proceedings of the 18th ACM SIGKDD international conference on Knowledge discovery and data mining*, pp. 768–776.
- Li, L., W. Chu, J. Langford, and R. E. Schapire (2010). A contextual-bandit approach to personalized news article recommendation. In *Proceedings of the 19th international conference on World wide web*, pp. 661–670.
- Madani, O. and D. DeCoste (2005). Contextual recommender problems. In *Proceedings of the 1st international workshop on Utility-based data mining*, pp. 86–89.
- Nie, X., X. Tian, J. Taylor, and J. Zou (2017). Why adaptively collected data have negative bias and how to correct for it. *arXiv preprint arXiv:1708.01977*.
- Pan, S. J. and Q. Yang (2009). A survey on transfer learning. *IEEE Transactions on knowledge and data engineering* 22(10), 1345–1359.
- Pandey, S., D. Agarwal, D. Chakrabarti, and V. Josifovski (2007). Bandits for taxonomies: A model-based approach. In *Proceedings of the 2007 SIAM International Conference on Data Mining*, pp. 216–227.
- Park, S.-T. and W. Chu (2009). Pairwise preference regression for cold-start recommendation. In *Proceedings of the third ACM conference on Recommender systems*, pp. 21–28. ACM.
- Regelson, M. and D. Fain (2006). Predicting click-through rate using keyword clusters. In *Proceedings of the Second Workshop on Sponsored Search Auctions*, Volume 9623, pp. 1–6.
- Ricci, F., L. Rokach, and B. Shapira (2011). Introduction to recommender systems handbook. In *Recommender systems handbook*, pp. 1–35. Springer.
- Richardson, M., E. Dominowska, and R. Ragno (2007). Predicting clicks: estimating the click-through rate for new ads. In *Proceedings of the 16th international conference on World Wide Web*, pp. 521–530.
- Robbins, H. (1952). Some aspects of the sequential design of experiments. *Bulletin of the American Mathematical Society* 58(5), 527–535.
- Rosales, R., H. Cheng, and E. Manavoglu (2012). Post-click conversion modeling and analysis for non-guaranteed delivery display advertising. In *Proceedings of the fifth ACM international conference on Web search and data mining*, pp. 293–302.
- Sarkar, J. (1991). One-armed bandit problems with covariates. *The Annals of Statistics* 19(4), 1978–2002.
- Schein, A. I., A. Popescul, L. H. Ungar, and D. M. Pennock (2002). Methods and metrics for cold-start recommendations. In *Proceedings of the 25th annual international ACM SIGIR conference on Research and development in information retrieval*, pp. 253–260. ACM.
- Shah, V., J. Blanchet, and R. Johari (2018). Bandit learning with positive externalities. *arXiv preprint arXiv:1802.05693*.
- Sharma, A., J. M. Hofman, and D. J. Watts (2015). Estimating the causal impact of recommendation systems from observational data. In *Proceedings of the Sixteenth ACM Conference on Economics and Computation*, pp. 453–470.

- Strehl, A. L., C. Mesterharm, M. L. Littman, and H. Hirsh (2006). Experience-efficient learning in associative bandit problems. In *Proceedings of the 23rd international conference on Machine learning*, pp. 889–896.
- Tang, L., Y. Jiang, L. Li, and T. Li (2014). Ensemble contextual bandits for personalized recommendation. In *Proceedings of the 8th ACM Conference on Recommender Systems*, pp. 73–80.
- Tang, L., Y. Jiang, L. Li, C. Zeng, and T. Li (2015). Personalized recommendation via parameter-free contextual bandits. In *Proceedings of the 38th international ACM SIGIR conference on research and development in information retrieval*, pp. 323–332.
- Thompson, W. R. (1933). On the likelihood that one unknown probability exceeds another in view of the evidence of two samples. *Biometrika* 25(3/4), 285–294.
- Tsybakov, A. B. (2004). Optimal aggregation of classifiers in statistical learning. *The Annals of Statistics* 32(1), 135–166.
- Tsybakov, A. B. (2009). *Introduction to Nonparametric Estimation*. Springer Publishing Company, Incorporated.
- Villar, S. S., J. Bowden, and J. Wason (2015). Multi-armed bandit models for the optimal design of clinical trials: benefits and challenges. *Statistical science: a review journal of the Institute of Mathematical Statistics* 30(2), 199.
- Wang, C.-C., S. R. Kulkarni, and H. V. Poor (2005). Bandit problems with side observations. *IEEE Transactions on Automatic Control* 50(3), 338–355.
- Wang, L., C. Wang, K. Wang, and X. He (2017). Biucb: A contextual bandit algorithm for cold-start and diversified recommendation. In *2017 IEEE International Conference on Big Knowledge (ICBK)*, pp. 248–253.
- Woodroffe, M. (1979). A one-armed bandit problem with a concomitant variable. *Journal of the American Statistical Association* 74(368), 799–806.
- Zelen, M. (1969). Play the winner rule and the controlled clinical trial. *Journal of the American Statistical Association* 64(325), 131–146.
- Zhang, J., P. W. Farris, J. W. Irvin, T. Kushwaha, T. J. Steenburgh, and B. A. Weitz (2010). Crafting integrated multichannel retailing strategies. *Journal of Interactive Marketing* 24(2), 168–180.
- Zhang, W., S. Yuan, J. Wang, and X. Shen (2014). Real-time bidding benchmarking with ipinyou dataset. *arXiv preprint arXiv:1407.7073*.