

# NECK-PINCHING OF $\mathbb{CP}^1$ -STRUCTURES IN THE PSL(2, $\mathbb{C}$ )-CHARACTER VARIETY

SHINPEI BABA

**ABSTRACT.** Let  $S$  be a closed oriented surface of genus at least two. We consider a path of  $\mathbb{CP}^1$ -structures  $C_t$  on  $S$  leaving every compact in the deformation space of (marked)  $\mathbb{CP}^1$ -structures on  $S$ , such that its holonomy  $\pi_1(S) \rightarrow \mathrm{PSL}(2, \mathbb{C})$  converges in the  $\mathrm{PSL}(2, \mathbb{C})$ -character variety. In this setting, it is known that the complex structure  $X_t$  of  $C_t$  also leaves every compact in the Teichmüller space.

In this paper, under the assumption that  $X_t$  is pinched along a single loop  $m$ , we describe the limit of  $C_t$  in terms of the developing maps, holomorphic quadratic differentials, and pleated surfaces. Moreover, we give an example of such a path  $C_t$  where the limit holonomy is the trivial representation in the character variety.

## CONTENTS

1. Introduction	1
2. Preliminaries	5
3. A path lifting property of the GIT-quotient	7
4. Holonomy estimates away from zeros	10
5. Holonomy maps for surfaces with punctures	14
6. Bound on the upper injectivity radius	22
7. Convergence of $\mathbb{CP}^1$ -structures away from pinched loops	25
8. Degeneration for neck-pinching	27
9. Parabolic limit	30
10. $\rho_\infty(m)$ can not be hyperbolic	34
11. $\rho_\infty(m)$ can not be elliptic	35
12. Limit when $\rho_\infty(m) = I$ .	36
13. Examples of exotic degeneration	46
References	52

## 1. INTRODUCTION

Given a  $\mathbb{CP}^1$ -structure on a (connected) closed surface  $S$  of genus at least two, its holonomy is a homomorphism  $\pi_1(S) \rightarrow \mathrm{PSL}(2, \mathbb{C})$ , uniquely determined up to

conjugation by  $\mathrm{PSL}(2, \mathbb{C})$ . This correspondence yields the holonomy map

$$\mathrm{Hol}: \mathbf{P} \rightarrow \chi,$$

where  $\mathbf{P}$  is the deformation space of all (marked)  $\mathbb{CP}^1$ -structures on  $S$  and  $\chi$  is the  $\mathrm{PSL}(2, \mathbb{C})$ -character variety of  $S$ .

Hejhal [Hej75] proved that  $\mathrm{Hol}$  is a local homeomorphism (moreover, it is locally biholomorphic map [Hub81], [Ear81]); however it not a covering map onto its image ([Hej75]). Thus a main problem of  $\mathbb{CP}^1$ -structures is to understand the global behavior of  $\mathrm{Hol}$ .

Throughout this paper, let  $C_t$  ( $t > 0$ ) be a path of  $\mathbb{CP}^1$ -structures in  $\mathbf{P}$  such that

- (1)  $C_t$  leaves every compact in  $\mathbf{P}(\cong \mathbb{R}^{12g-12})$  at  $t \rightarrow \infty$ , and
- (2) the holonomy  $\eta_t \in \chi$  of  $C_t$  converges to  $\eta_\infty \in \chi$  as  $t \rightarrow \infty$ .

Kapovich [Kap95] raised the following problem: What is the asymptotic behavior of  $C_t$ ? (See also [GKM00, Problem 12.5.1].)

In this paper, we give some answers to this question in a special case, which yet includes a new type of degeneration. Although  $\mathrm{Im} \mathrm{Hol}$  consists strongly irreducible representations,  $\eta_\infty$  may be, for example, may be reducible, or even, the identity representation, which we construct in §13. Note that we do not assume any regularity of  $\eta_t$  especially at  $t = \infty$ .

**1.1. Pinching loops on Riemann surfaces.** Let  $X_t$  be the complex structure of  $C_t$  for each  $t \geq 0$ . Then, the conditions (1) and (2) imply that  $X_t$  must leave every compact in the Teichmüller space  $\mathbf{T}$  as well by the work of Kapovich and Tanigawa (see Corollary 2.2).

We focus on the following type of degeneration of  $X_t$ . Given a path  $X_t \in \mathbf{T}$ ,  $X_t$  is *pinched along a loop*  $m$  if

- $\mathrm{length}_{X_t} m \rightarrow 0$ , and
- if an essential loop  $\ell$  in  $S \setminus m$  is not homotopic to  $m$ , then  $\mathrm{length}_{X_t} \ell$  is bounded between two positive numbers for all  $t \geq 0$ .

Here “ $\mathrm{length}_{X_t}$ ” is either the extremal length of  $X_t$  or the hyperbolic length of the uniformization of  $X_t$ . (In the augmented Teichmüller space, this is equivalent to saying that  $X_t$  accumulates to a compact subset of the boundary stratum which corresponds to  $m$  having zero length.)

A *multiloop* is a union of disjoint finitely many essential simple closed curves. Then, similarly, we say that  $X_t$  is *pinched along a multiloop*  $M$  on  $S$ , if, for each (essential) loop  $m$  of  $M$ ,  $\mathrm{length}_{X_t} m \rightarrow 0$  as  $t \rightarrow \infty$  and for each loop  $\ell$  in  $S \setminus M$  not homotopic to a loop of  $M$ ,  $\mathrm{length}_{X_t} \ell$  is bounded between two positive numbers for all  $t \geq 0$ .

**1.2. Asymptotic behaviors.** One of our main results is that  $\mathrm{tr} \eta_\infty(m)$  must be  $\pm 2$ . In other words, the holonomy along  $m$  at  $t = \infty$  corresponds to either (i) a parabolic matrix or (ii) the identity matrix in  $\mathrm{PSL}(2, \mathbb{C})$ . We will describe, in each case of (i) and (ii), the asymptotic behavior of  $C_t$  from three different perspectives of  $\mathbb{CP}^1$ -structures:

- (A) A holomorphic quadratic differential on a marked Riemann surface homeomorphic to  $S$  (*Schwarzian parameters*).
- (B) A hyperbolic structure on  $S$  and a measured lamination, which induces an equivariant pleated surface  $\mathbb{H}^2 \rightarrow \mathbb{H}^3$  (*Thurston parameters*).
- (C) A developing map  $f: \tilde{S} \rightarrow \mathbb{CP}^1$  and a holonomy representation  $\rho: \pi_1(S) \rightarrow \text{PSL}(2, \mathbb{C})$ .

First the path  $C_t$  corresponds to a path of pairs  $(X_t, q_t)$ ,  $t \geq 0$ , where  $X_t$  is a marked Riemann surface homeomorphic to  $S$  and  $q_t$  is a holomorphic quadratic differential on  $X_t$  for each  $t \geq 0$ .

**Theorem A.** *Suppose that  $X_t$  is pinched along a loop  $m$ . Then exactly one of the following holds:*

- (i) *Then  $X_t$  converges to a nodal Riemann surface  $X_\infty$  with a single node and  $q_t$  converges to a meromorphic quadratic differential  $q_\infty$  on  $X_\infty$  such that  $q_\infty$  may has a pole only at the node and its order is at most two. Moreover, if  $q_\infty$  has a pole of order two on one component, the node is also a pole of order two on the other component, and their residues are (non-zero)  $\sqrt{2}\pi$  multiples whose sum is zero. (Theorem 9.9.)*
- (ii) *For every diverging sequence  $0 \leq t_1 < t_2 < \dots$ , up to a subsequence,  $X_{t_i}$  converges to a nodal Riemann surface  $X_\infty$  with a single node and  $q_{t_i}$  converges to a meromorphic quadratic differential  $q_\infty$  on  $X_\infty$  which has a pole only at the node, and its order is two on each component, their residues are non-zero  $\sqrt{2}\pi$ -multiples whose sum is equal to zero. (Theorem 12.22.)*

Suppose that  $X_t$  is pinched along a multiloop  $M$  consisting of  $n$  loops. Then, for every diverging  $t_1 < t_2 < \dots$ , there is a subsequence such that  $X_{t_i}$  converges to a nodal Riemann surface  $X_\infty$  with  $n$  nodes and  $q_t$  converges to a meromorphic quadratic differential  $q_\infty$  on  $X_\infty$  which may have such that each node of  $X_\infty$  is, at most, a pole of order two. (Corollary 7.4)

The convergence of the holomorphic quadratic differential in Theorem A is normal convergence, and in particular, the  $\mathbb{CP}^1$ -structure  $C_t$  converges to the  $\mathbb{CP}^1$ -structure corresponding to  $(X_\infty, q_\infty)$  minus the node, uniformly on compact.

The character variety  $\chi$  is a (GIT-)quotient of the space of homomorphisms  $\pi_1(S) \rightarrow \text{PSL}(2, \mathbb{C})$ , the representation variety (see §3). As  $\eta_t \in \chi$ , in order to have an equivariant object as a limit of  $C_t$ , we pick a lift  $\rho_t: \pi_1(S) \rightarrow \text{PSL}(2, \mathbb{C})$  of  $\eta_t \in \chi$ , such that  $\rho_t$  converges, as  $t \rightarrow \infty$ , to a homomorphism  $\rho_\infty: \pi_1(S) \rightarrow \text{PSL}(2, \mathbb{C})$  which corresponds to  $\eta_\infty$  (as  $\eta_\infty$  may be an elementary representation, the existence of such a lift is not obvious); see Proposition 3.2. Let  $N$  be a regular neighborhood of  $m$  in  $S$ .

For  $t \geq 0$ , let  $C_t \cong (\tau_t, L_t)$  be Thurston parameters, where  $\tau_t$  is a path of marked hyperbolic structures on  $S$  and  $L_t$  is a path of measured laminations on  $S$  (§2.1.2). Fixing a marking  $\iota_t: S \rightarrow \tau$  in its isotopy class,  $(\tau_t, L_t)$  yields to a  $\rho_t$ -equivariant pleated surface  $\beta_t: \tilde{S} \cong \mathbb{H}^2 \rightarrow \mathbb{H}^3$ , which changes continuously in  $t \geq 0$ . Then, in fact,  $\beta_t$  converges to a continuous map, in some cases, up to a subsequence:

**Theorem B.** *Suppose that  $X_t$  is pinched along a loop  $m$ . Then, by taking an appropriate path of markings  $\iota_t: S \rightarrow \tau_t$ , exactly one of the following holds:*

- (i)  $\rho_\infty(m) \in \mathrm{PSL}(2, \mathbb{C})$  is parabolic, and  $\beta_t: \tilde{S} \rightarrow \mathbb{H}^2$  converges to a  $\rho_\infty$ -equivariant continuous map  $\beta_\infty: \tilde{S} \rightarrow \mathbb{H}^3 \cup \mathbb{CP}^1$  uniformly on compact, such that  $\beta_\infty^{-1}(\mathbb{CP}^1)$  descends to  $m$  (Theorem 9.5).
- (ii)  $\rho_\infty(m)$  is the identity in  $\mathrm{PSL}(2, \mathbb{C})$ , and, for every diverging sequence  $t_1 < t_2 < \dots$ , there is a subsequence so that  $\beta_{t_i}: \tilde{S} \rightarrow \mathbb{H}^3$  converges to a  $\rho_\infty$ -equivariant continuous map  $\beta_\infty: \tilde{S} \rightarrow \mathbb{H}^3 \cup \mathbb{CP}^1$  such that  $\beta_\infty^{-1}(\mathbb{CP}^1)$  descends either to the loop  $m$  or to a subsurface isotopic to one or two components of  $S \setminus N$  (§12.0.1.)

$f_t: \tilde{S} \rightarrow \mathbb{CP}^1$  be the developing map of  $C_t$  which is a  $\rho_t$ -equivariant continuous local homeomorphisms, and  $f_t$  changes continuously in  $t \geq 0$ . Let  $N$  be a regular neighborhood of  $m$ . For each component  $\tilde{N}$  of  $\phi^{-1}(N)$ , by abuse of notation, we regard the loop  $m$  also as the element of  $\pi_1(S)$  preserving  $\tilde{N}$ . We show that the developing map  $f_t$  converges in the complement of  $N$ , and the limit behavior of  $\partial N$  is well controlled by the holonomy of  $\rho_t(m)$ . Namely we have

**Theorem C.** *Suppose that  $X_t$  is pinched along a loop  $m$ . Then exactly one of the following two holds.*

- (i)  $\rho_\infty(m)$  is parabolic,
- the restriction of  $f_{t_i}: \tilde{S} \rightarrow \mathbb{CP}^1$  to  $\tilde{S} \setminus \phi^{-1}(N)$  converges to a  $\rho_\infty$ -equivariant continuous map  $f_\infty: \tilde{S} \setminus \phi^{-1}(N) \rightarrow \mathbb{CP}^1$ , such that the boundary components of  $\tilde{S} \setminus \phi^{-1}(N)$  map to its corresponding parabolic fixed point (Theorem 9.3), and
  - moreover, if the cusp neighborhoods of  $C_\infty$  is uniformizable, then  $f_t: \tilde{S} \rightarrow \mathbb{CP}^1$  converges to a  $\rho_\infty$ -equivariant continuous map  $f_\infty: \tilde{S} \rightarrow \mathbb{CP}^1$ , and, in fact, there is a multiloop  $M$  which is a union of finitely many parallel copies of  $m$  such that  $f_\infty$  is a local homeomorphism exactly on  $\tilde{S} \setminus \phi^{-1}(M)$ , and  $f_\infty$  takes each component  $\tilde{m}$  of  $\phi^{-1}(M)$  to its corresponding parabolic fixed point (Theorem 9.6).
- (ii)  $\rho_\infty(m) = I$ , and for every diverging sequence  $t_1 < t_2 < \dots$ , there is a subsequence such that
- the restriction of  $f_{t_i}$  to  $\tilde{S} \setminus \phi^{-1}(N)$  converges to a  $\rho_\infty$ -equivariant continuous map  $f_\infty: \tilde{S} \setminus \phi^{-1}(N) \rightarrow \mathbb{CP}^1$ , and
  - $\mathrm{Axis}(\rho_{t_i}(m))$  converges to a geodesic in  $\mathbb{H}^3$  or a point in  $\mathbb{CP}^1$  so that  $f_\infty$  takes the boundary components of  $\tilde{N}_m$  onto the ideal points (in  $\mathbb{CP}^1$ ) of  $\lim_{i \rightarrow \infty} \mathrm{Axis}(\rho_{t_i}(m))$  (Theorem 12.2).

(See Definition 12.1 for the axes of elements in  $\mathrm{PSL}(2, \mathbb{C})$ .) In the second part (i) in Theorem C, the number of the loops of the multiloop minus one corresponds to the number of  $2\pi$ -grafting along  $m$ . To be more precise, there a continuous family of admissible loops  $m_t$  on  $C_t$  homotopic to  $m$  for sufficiently large  $t > 0$ , such that  $\mathrm{Gr}_{m_t} C_t$  yields a similar diverging path in  $\mathbb{P}$ , but the number of the loops of  $M$  increases by one.

In fact, (i) and (ii) in Theorem A, Theorem B, and Theorem C are coherent. In particular the Type (i) degeneration occurs on the boundary of the quasi-Fuchsian space, by pinching a loop on a Ber's slice.

On the other hand, the Type (ii) degeneration is new indeed. In particular  $\eta_t$  must be non-discrete representation for all sufficiently large  $t > 0$ , possibly except at

$t = \infty$  (Theorem 12.23). Since  $\rho_\infty(m) = I$ , the correspondences between the  $\mathbb{CP}^1$ -structure and its holonomy is loose, and thus it is necessary to take a subsequence (c.f. Theorem 5.7). In §13, we give examples of Type (ii) degenerations.

Along the way, we prove a holonomy theorem (Theorem 5.7) for the developing pairs of  $\mathbb{CP}^1$ -structures of compact surface with finitely many punctures. In this theorem, we allow general holonomy round the punctures, and indeed it can be trivial, which is not covered by ([AB, Luo93]).

Gallo, Kapovich, and Marden algebraically characterized the image of  $\text{Hol}$ , and it is almost onto one of the two component of  $\chi$  ([GKM00]). To be more precise,  $\rho: \pi_1(S) \rightarrow \text{PSL}(2, \mathbb{C}) \in \text{Im Hol}$  if and only if  $\text{Im } \rho$  is non-elementary and  $\rho$  lifts to a homomorphism into  $\text{SL}(2, \mathbb{C})$ . Using Type (ii) degeneration, we can construct a path  $C_t$  whose holonomy limits to an elementary representation.

A main difficulty of the proofs is a certain “degeneration” of  $\rho_t$  as  $t \rightarrow \infty$ , since  $\rho_\infty(m)$  can be trivial and for a component  $F$  of  $S \setminus m$ ,  $\rho_\infty(F)$  can be elementary.

**1.3. Outline of this paper.** In §2, we recall  $\mathbb{CP}^1$ -structures, and Schwarzian parameters, Thurston parameters, and Epstein surfaces for  $\mathbb{CP}^1$ -structures. In §3, we show a lifting property of paths in the character variety to paths in the representation variety. In §4, we give some estimates of Epstein surfaces based on Dumas’ work [Dum17]. In §5, we prove a holonomy theorem for the space of developing pairs of  $\mathbb{CP}^1$ -structures on surfaces with punctures, where punctures are at most poles of order two. This holonomy theorem is crucial for the convergence on  $C_t$  in every thick part. The square root of the differential  $q_t$  yields a singular Euclidean structure  $E_t$  on  $X_t$ . In §6, we show that there is an upper bound for the upper injectivity radius of  $E_t$  for all  $t \geq 0$ .

In §7, we show that  $C_t$  converges every thick part as  $t \rightarrow \infty$ , so that  $C_t$  converges to a  $\mathbb{CP}^1$ -structure on a surface with two punctures homeomorphic to  $S \setminus m$ . In §8, we state main theorems of  $C_t$ , and prove some properties of developing maps of surface with punctures. In §9, we determine the asymptotic behavior of  $C_t$  when  $\rho_\infty(m)$  is parabolic. The limit holonomy around  $m$  can only be parabolic or the identity. This will be shown, in §10–11, by supposing that the limit holonomy is parabolic or elliptic and reducing a contradiction against the convergence of the holonomy. In §12, we give the asymptotic behavior of  $C_t$  when  $\rho_\infty(m) = I$ .

In §13, we give new examples realizing (ii) in Theorem A, Theorem B, Theorem C. In particular, we construct an example of  $C_t$  such that the limit holonomy  $\eta_\infty \in \chi$  is the equivalence class containing the trivial representation.

**1.4. Acknowledgements.** I thank Dick Canary, David Dumas, Ko Honda, Misha Kapovich, and John Porti. The work done here is partially supported by German Research Foundation (BA 5805/1-1), GEAR Network (U.S. National Science Foundation grants DMS 1107452, 1107263, 1107367), and a JSPS Grant-in-Aid for Research Activity start-up (18H05833).

## 2. PRELIMINARIES

**2.1.  $\mathbb{CP}^1$ -structures.** (General references of  $\mathbb{CP}^1$ -structures are [Dum09, Kap01].)

A  $\mathbb{CP}^1$ -structure  $C$  on  $S$  is a  $(\mathbb{CP}^1, \mathrm{PSL}(2, \mathbb{C}))$ -structure, i.e. an atlas of charts embedding into  $\mathbb{CP}^1$  with transition maps are given by  $\mathrm{PSL}(2, \mathbb{C})$  (also called a *complex projective structure*).

Let  $\tilde{S}$  be the universal cover of  $S$ . Then a  $\mathbb{CP}^1$ -structure is, equivalently, a pair  $(f, \rho)$  of a local homeomorphism  $f: \tilde{S} \rightarrow \mathbb{CP}^1$  and a homomorphism  $\pi_1(S) \rightarrow \mathrm{PSL}(2, \mathbb{C})$  such that  $f$  is  $\rho$ -equivariant. The map  $f$  is called the *developing map* and  $\rho$  is called the *holonomy representation* of  $C$ .

The pair is defined up to  $\mathrm{PSL}(2, \mathbb{C})$ , i.e.  $(f, \rho) \sim (\alpha f, \alpha \rho \alpha^{-1})$  for all  $\alpha \in \mathrm{PSL}(2, \mathbb{C})$ . Then the holonomy is in the character variety.

**2.1.1. Schwarzian parametrization.** Each  $\mathbb{CP}^1$ -structure corresponds to a holomorphic quadratic differential  $q$  on a marked Riemann surface  $X$ , which corresponds to a hyperbolic structure on  $S$  by the uniformization theorem. Thus the deformation space  $\mathbf{P}$  of  $\mathbb{CP}^1$ -structures is a (affine) vector bundle over the Teichmüller space  $\mathbf{T}$ , such that a fiber over a Riemann surface  $X$  is the vector space  $Q(X)$  of holomorphic quadratic differentials on  $X$ . In this paper, considering the uniformization map  $\Pi: \mathbf{P} \rightarrow \mathbf{T}$ , we regard the space of marked hyperbolic structures as our (smooth) zero section.

Although  $\mathrm{Hol}: \mathbf{P} \rightarrow \chi$  is highly non-proper map, for each  $X \in \mathbf{T}$ , the restriction of  $\mathrm{Hol}$  to the space  $Q(X)$  is a proper embedding onto a complex analytic subvariety of  $\chi$  ([GKM00]). Moreover

**Theorem 2.1** ([Kap95], [Tan99]). *For every compact subset  $K$  of  $\mathbf{T}$ , the restriction of  $\mathrm{Hol}$  to  $\Pi^{-1}(K)$  is a proper map.*

**Corollary 2.2.** *Suppose that  $C_t \in \mathbf{P}$  leaves every compact in  $\mathbf{P}$  and that its holonomy  $\rho_t$  converges in  $\chi$ . Then the complex structure  $X_t$  of  $C_t$  also leaves every compact in  $\mathbf{T}$  as  $t \rightarrow \infty$ .*

**2.1.2. Thurston's parametrization of  $\mathbb{CP}^1$ -structures.** [KP94, KT92]

Thurston gave a homeomorphism

$$\mathbf{P} \cong \mathbf{T} \times \mathbf{ML},$$

where  $\mathbf{T}$  is the space of marked hyperbolic structures on  $S$  and  $\mathbf{ML}$  is the space of measured laminations on  $S$ .

A pair  $(\tau, L) \in \mathbf{P} \times \mathbf{ML}$  yields a pleated surface  $\mathbb{H}^2 \rightarrow \mathbb{H}^3$  equivariant under  $\pi_1(S) \rightarrow \mathrm{PSL}(2, \mathbb{C})$ , which is the holonomy of its corresponding  $\mathbb{CP}^1$ -structure. A *collapsing map*  $\kappa: C \rightarrow \tau$  a marking preserving continuous map, and there is a measured lamination  $\mathcal{L}$  on  $C$  which descends  $L$  by  $\kappa$ , preserving strata. Moreover,  $\kappa$  which relates the developing map  $f: \tilde{S} \rightarrow \mathbb{CP}^1$  and the pleated surface  $\beta: \mathbb{H}^2 \rightarrow \mathbb{H}^3$  in an equivariant manner: For each  $z \in \tilde{S}$ , let  $B_z$  be the maximal ball in  $\tilde{C}$  whose core contains  $z$ , and let  $\Psi_z: B_z \rightarrow \mathrm{Conv}\partial_\infty B_z \subset \mathbb{H}^3$  denote the orthogonal projection, where  $\mathrm{Conv}\partial_\infty B_z$  is the hyperbolic plane bounded by the boundary circle. Namely,

$$\beta\tilde{\kappa}(z) = \Psi_z f(z),$$

where  $\tilde{\kappa}: \tilde{C} \cong \mathbb{H}^2 \rightarrow \tilde{\tau}$  be the lift of  $\kappa$  to a map between universal covers.

**2.2. Epstein maps.** Let  $C = (X, q)$  be a  $\mathbb{CP}^1$ -structure on  $S$ , where  $X$  is the complex structure of  $X$ , and  $q$  is a holomorphic quadratic differential on  $X$ . Then, the integration of  $\sqrt{q}$  along paths yields a singular Euclidean metric  $E$  on  $X$  in the same conformal class. In the complex plane, the directions parallel to the imaginary axis are called *vertical*, and the directions parallel to the real axis are called *horizontal*. Then, by pulling back the vertical and the horizontal lines of  $\mathbb{C}$ , we obtain a vertical singular foliation  $V$  and a horizontal singular foliation  $H$  on  $E$  which are orthogonal.

Given a point  $x \in \mathbb{H}^3$ , we can normalize the disk model of  $\mathbb{H}^3$  so that  $x$  is the center of the disk; then the ideal boundary of  $\mathbb{H}^3$  has the spherical metric uniquely determined by  $x \in \mathbb{H}^3$ .

**Theorem 2.3** (Epstein [Eps]). *Given a  $\mathbb{CP}^1$ -structure  $C = (f, \rho)$  on  $S$ , there is a unique continuous  $\rho$ -equivariant map  $\text{Ep}: \tilde{X} \rightarrow \mathbb{H}^3$ , such that, for every point  $z \in \tilde{X}$ , the Euclidean metric of  $\tilde{E}$  at  $z$  agrees with the spherical metric at  $f(z) \in \mathbb{CP}^1$  when  $\mathbb{CP}^1$  is identified with  $\mathbb{S}^2$  so that  $\text{Ep}(z) \in \mathbb{H}^3$  is at the center of the disk model of  $\mathbb{H}^3$ .*

*Moreover  $\text{Ep}: \tilde{X} \rightarrow \mathbb{H}^3$  is smooth away from the singular point (see Equation (3.1) in [Dum17]).*

Let  $U\mathbb{H}^3$  denote the unite tangent bundle of  $\mathbb{H}^3$ . Moreover  $\text{Ep}$  lifts to a (Legendrian) immersion  $\text{Ep}_*: T\tilde{E} \rightarrow U(\mathbb{H}^3)$  ([Dum17, Lemma 3.2]) which is a unit normal to  $\text{Ep}: \tilde{X} \rightarrow \mathbb{H}^3$  in the complement of the singular points of  $E$ . For  $z \in \tilde{X}$ , let  $d(z)$  denote the Euclidean distance from  $z$  to the set  $Z$  of the zeros of the differential  $q$ .

**Lemma 2.4** ([Dum17] Lemma 2.6, Lemma 3.4). *Let  $h'(z)$  and  $v'(z)$  be the horizontal and vertical unite tangent vectors at  $z \in \tilde{X} \setminus \tilde{Z}$ . If  $\frac{6}{d(z)^2} < \frac{3}{4}$ , then*

- (1)  $\|\text{Ep}_* h'(z)\| < \frac{6}{d(z)^2}$ ,
- (2)  $\sqrt{2} < \|\text{Ep}_* v'\| < \sqrt{2} + \frac{6}{d(z)^2}$ ,
- (3)  $h'(z), v'(z)$  are the principal directions of  $\text{Ep}$  at  $z$ , and
- (4)  $|k_v| < \frac{6}{d(z)^2}$ , where  $k_v$  is the curvature of  $\text{Ep}$  in the  $v$ -direction.

### 3. A PATH LIFTING PROPERTY OF THE GIT-QUOTIENT

**Definition 3.1.** *A representation  $\rho: \pi_1(S) \rightarrow \text{PSL}(2, \mathbb{C})$  is elementary if  $\text{Im } \rho$  fixes a point in  $\mathbb{H}^3 \cup \mathbb{CP}^1$  or preserves two points on  $\mathbb{CP}^1$ . Equivalently,  $\rho$  is elementary if  $\text{Im } \rho$  is strongly irreducible and  $\text{Im } \rho$  is unbounded in  $\text{PSL}(2, \mathbb{C})$ . Otherwise  $\rho$  is called non-elementary.*

Let  $\mathcal{R}$  denote the  $\text{PSL}(2, \mathbb{C})$ -representation variety of  $S$ , the space of representations  $\pi_1(S) \rightarrow \text{PSL}(2, \mathbb{C})$ . By fixing a generating set  $\gamma_1, \dots, \gamma_n$ , the topology of  $\mathcal{R}$  is the restriction of  $\text{PSL}(2, \mathbb{C})^n$  (which is independent on the choice of  $\gamma_1, \dots, \gamma_n$ ). The Lie group  $\text{PSL}(2, \mathbb{C})$  acts on  $\mathcal{R}$  by conjugation, and its GIT-quotient

$$\Psi: \mathcal{R} \rightarrow \chi = \{\pi_1(S) \rightarrow \text{PSL}(2, \mathbb{C})\} // \text{PSL}(2, \mathbb{C})$$

is called the  $\text{PSL}(2, \mathbb{C})$ -character variety of  $S$ . The representations in a single fiber of  $\Psi$  are identified by the *extended orbit equivalence*: Namely, for  $\rho_1, \rho_2: \pi_1(S) \rightarrow \text{PSL}(2, \mathbb{C})$ ,  $\rho_1 \sim \rho_2$  if and only if the closure of the  $\text{PSL}(2, \mathbb{C})$ -orbit of  $\rho_1$  intersects that of  $\rho_2$  in  $\mathcal{R}$ . For a non-elementary representation  $\pi_1(S) \rightarrow \text{PSL}(2, \mathbb{C})$ , its  $\text{PSL}(2, \mathbb{C})$ -orbit is a closed subset of  $\text{PSL}(2, \mathbb{C})$  and form a single equivalence class ([New]).

Equivalently,  $\rho_1 \sim \rho_2$  if and only if  $\text{tr}^2 \rho_1(\gamma) = \text{tr}^2 \rho_2(\gamma)$  for all  $\gamma \in \pi_1(S)$  [HP04]. For  $\rho \in \mathcal{R}$ , let  $[\rho]$  denote its equivalent class  $\Psi(\rho)$  in  $\chi$ .

**Proposition 3.2.** *Suppose that  $C_t$  ( $t \geq 0$ ) is a one-parameter family of  $\mathbb{CP}^1$ -structures on  $S$ , such that its holonomy  $\eta_t \in \chi$  converges to  $\eta_\infty \in \chi$ . Then  $\eta_t$  lifts a path  $\rho_t \in \mathcal{R}$  which converges to  $\rho_\infty \in \mathcal{R}$  as  $t \rightarrow \infty$ , so that  $[\rho_\infty] = \eta_\infty$ .*

**Remark 3.3.** *The limit  $\eta_\infty$  can be non-elementary representation (§13), which makes this proposition nontrivial. In addition, there is  $\eta \in \mathcal{R}$  with  $[\eta] = \rho_\infty$  such that there is no lift  $\eta_t$  of  $\rho_t$  ending at  $\eta$ .*

*Proof of Proposition 3.2.* Fix a generating set  $\gamma_1, \dots, \gamma_n$  of  $\pi_1(S)$ . We divide the proof into the three cases:

- (1)  $\eta_\infty$  is non-elementary.
- (2)  $\eta_\infty$  is elementary and there is  $\gamma \in \text{PSL}(2, \mathbb{C})$  such that  $\eta_\infty(\gamma)$  is hyperbolic, i.e.  $\text{tr}^2(\gamma) \in \mathbb{C} \setminus [0, 4]$ .
- (3)  $\eta_\infty$  is elementary and elliptic, i.e.  $\text{tr}^2 \eta_\infty(\gamma) \in [0, 4]$  for all  $\gamma \in \pi_1(S)$ , and there is  $\gamma \in \pi_1$  with  $\eta_\infty(\gamma) \in (-2, 2)$ .

*Case 1.*

**Lemma 3.4.** *Suppose that  $\eta_\infty$  is non-elementary. For every lift  $\rho_\infty \in \text{PSL}(2, \mathbb{C})$  of  $\Psi^{-1}(\eta_\infty)$ , there is a lift  $\rho_t \in \mathcal{R}$  of the path  $\eta_t$  so that  $\rho_t \rightarrow \rho_\infty$  as  $t \rightarrow \infty$ .*

*Proof.* Over non-elementary representations,  $\Psi$  is a fiber bundle with fibers  $\text{PSL}(2, \mathbb{C})$ . This implies the lemma.  $\square$

*Case 2.* Suppose that  $\eta_\infty$  is elementary and there is  $\gamma \in \pi_1(S)$  such that  $\eta_\infty(\gamma)$  is hyperbolic. Then we have two cases:

- (i)  $\Psi^{-1}(\eta_\infty)$  consist of (reducible) representations  $\rho: \pi_1(S) \rightarrow \text{PSL}(2, \mathbb{C})$  such that  $\text{Im } \rho$  preserves  $\ell$  and contains an elliptic element reverses the orientation of  $\ell$ .
- (ii)  $\Psi^{-1}(\eta_\infty)$  consists of representations  $\rho: \pi_1(S) \rightarrow \text{PSL}(2, \mathbb{C})$  such that  $\text{Im } \rho$  fixes an endpoint of  $\ell$  on  $\mathbb{CP}^1$ .

*Case i.* Pick arbitrary  $\rho \in \Psi^{-1}(\eta_\infty)$  and let  $\ell = \text{Axis}(\rho(\gamma))$ .

**Claim 3.5.** *There are generators  $\gamma_1, \gamma_2, \dots, \gamma_n$  of  $\pi_1(S)$ , such that, for each  $i = 1, \dots, n$ ,*

- $\rho(\gamma_i)$  is a hyperbolic element for  $i = 1, \dots, n-1$ , and
- $\rho(\gamma_n)$  is an elliptic element of order two about a geodesic orthogonal to  $\ell$ .

*Proof.* By the hypothesis, one can pick generators  $\gamma_1, \gamma_2, \dots, \gamma_n$  of  $\pi_1(S)$ , such that  $\rho(\gamma_1)$  is a (nontrivial) hyperbolic element. Then we can, in addition, assume that  $\rho(\gamma_2), \dots, \rho(\gamma_n)$  are not  $I$  (by composing  $\gamma_i$  with  $\gamma_1$  if necessary). If  $\rho(\gamma_i)$  is an elliptic element preserving the orientation of  $\ell$ , then  $\rho(\gamma_1 \gamma_i)$  is hyperbolic—thus without loss of generality, we can assume that if  $\rho(\gamma_i)$  is an elliptic element, it must reverse the orientation of  $\ell$ . Suppose that  $\rho(\gamma_i)$  and  $\rho(\gamma_j)$  are both elliptic elements reversing the orientation of  $\ell$ ; then  $\rho(\gamma_i \gamma_j)$  preserves the orientation of  $\ell$ . Thus, replacing  $\gamma_i, \gamma_j$  with  $\gamma_i, \gamma_i \gamma_j$ , we can reduce the number of the generators which maps to elliptic elements reversing the orientation of  $\ell$ . We can repeat such replacements of generators, we obtain a desired generating set.  $\square$



Let  $\gamma_1, \gamma_2, \dots, \gamma_n$  be the generating set of  $\pi_1(S)$  as in Claim 3.5. We show that there is indeed a lift  $\rho_t$  in  $\mathcal{R}$  of  $\eta_t$  converging to  $\rho$  as  $t \rightarrow \infty$ . One can easily find a lift  $\rho_t$  ( $t \geq 0$ ) so that  $\rho_t(\gamma_1)$  converges to  $\rho(\gamma_1)$ . Then  $\text{Axis}(\rho_t(\gamma_1))$  must converge to  $\ell$ . For all  $1 \leq i \leq n-1$ ,  $\text{Axis}(\rho_t(\gamma_i))$  and  $\text{Axis}(\rho_t(\gamma_n))$  are asymptotically orthogonal (otherwise  $\eta_\infty$  is non-elementary.) In particular, we can in addition assume that  $\rho_t(\gamma_n)$  converges to  $\rho(\gamma_n)$ , so that  $\text{Axis}(\rho_t(\gamma_n))$  converges to a geodesic  $m$  orthogonal to  $\ell$ . Then, for  $1 < i < n$ , the  $\text{Axis}(\rho_t(\gamma_i))$  converges to  $\ell$ , as it is asymptotically orthogonal to  $m$ . Thus  $\rho_t$  converges to  $\rho$  as  $t \rightarrow \infty$ .

*Case ii.* Next suppose that  $\Psi^{-1}(\eta_\infty)$  consists of elementary representations  $\rho$  such that  $\text{Im}(\rho)$  fixes a point in  $\mathbb{CP}^1$ . Then, similarly to Claim 3.5, we can find a generating set  $\gamma_1, \dots, \gamma_n$  such that their  $\eta_\infty(\gamma_1), \dots, \eta_\infty(\gamma_n)$  are all hyperbolic elements (i.e.  $\text{tr}^2 \eta_\infty(\gamma_i) \in \mathbb{C} \setminus [0, 4]$ ).

Pick any lift  $\rho_t$  of  $\eta_t$  for  $t \geq 0$  (which may not converge as  $t \rightarrow \infty$ ). Then, similarly, for all  $0 < i, j < n$ , the distance between  $\text{Axis}(\rho_t(\gamma_i))$  and  $\text{Axis}(\rho_t(\gamma_j))$  goes to zero in  $UT(\mathbb{H}^3)$  as  $t \rightarrow \infty$ , as  $\eta_\infty$  is elementary. Thus we can continuously conjugate  $\rho_t$  by elements of  $\text{PSL}(2, \mathbb{C})$  so that the axes converge to geodesics sharing an endpoint. By this conjugation,  $\rho_t$  converges as  $t \rightarrow \infty$ .

*Case 3.* Suppose that  $\text{Im} \eta_\infty$  contains no hyperbolic elements. Given an elliptic element and a parabolic element in  $\text{PSL}(2, \mathbb{C})$  sharing a fixed point on  $\mathbb{CP}^1$  then their product is an elliptic element. Therefore we can pick generators  $\gamma_1, \dots, \gamma_n$  of  $\pi_1(S)$ , such that  $\eta_\infty(\gamma_i)$  are either all elliptic or all parabolic. Pick any lift  $\rho_t \in \mathcal{R}$  of the path  $\eta_t \in \chi$  for  $t > 0$ , which may not converge as  $t \rightarrow \infty$ .

**Definition 3.6.** For  $\gamma \in \text{PSL}(2, \mathbb{C})$ , the axis of  $\gamma$  is the convex hull of the fixed points in  $\mathbb{H}^3 \cup \mathbb{CP}^1$  of  $\gamma$  — we denote it by  $\text{Axis}(\gamma) \subset \mathbb{H}^3 \cup \mathbb{CP}^1$ .

Fix a  $\text{PSL}(2, \mathbb{C})$ -invariant metric on the projective unite tangent space of  $\mathbb{H}^3$ . Suppose that  $\gamma, \omega \in \text{PSL}(2, \mathbb{C})$  be hyperbolic or elliptic elements with axes  $\ell_\gamma, \ell_\omega$ . We measure the distance between  $\ell_\gamma, \ell_\omega$  by embedding them into the projective unite tangent bundle of  $\mathbb{H}^3$ .

**Lemma 3.7.** (1) Suppose that  $\eta_\infty(\gamma_i)$  and  $\eta_\infty(\gamma_j)$  are both elliptic for  $1 \leq i, j \leq n$ . Then the distance between  $\text{Axis}(\rho_t(\gamma_i))$  and  $\text{Axis}(\rho_t(\gamma_j))$  in  $UT(\mathbb{H}^3)$  limits to zero.

(2) Suppose that  $\eta_\infty(\gamma_i), \eta_\infty(\gamma_j), \eta_\infty(\gamma_k)$  are all elliptic for distinct  $1 \leq i, j, k \leq n$ . Then there is a lift  $\rho_t$  ( $t \geq 0$ )  $\in \mathcal{R}$  of  $\eta_t$ , such that  $\text{Axis}(\rho_t(\gamma_i)), \text{Axis}(\rho_t(\gamma_j)),$  and  $\text{Axis}(\rho_t(\gamma_k))$  converge to geodesics sharing an endpoint on  $\mathbb{CP}^1$ .

*Proof.* (1) If there is a diverging sequence  $0 < t_1 < t_2 < \dots$  such that the distance  $\text{Axis}(\rho_{t_1}(\gamma_i))$  and  $\text{Axis}(\rho_{t_1}(\gamma_j))$  in  $UT(\mathbb{H}^3)$  is bounded from below by a positive number, then  $\eta_\infty$  is non-elementary. This is a contradiction.

(2) By (1), if the assertion of (2) fails, there is a lift  $\rho_t$  such that  $\text{Axis}(\rho_t(\gamma_i)), \text{Axis}(\rho_t(\gamma_j)),$  and  $\text{Axis}(\rho_t(\gamma_k))$  converge to the distinct edges of an ideal triangle in  $\mathbb{H}^3$ . Then,  $\eta_\infty$  is non-elementary against the hypothesis.  $\square$

**Corollary 3.8.** Suppose that there is a generating set  $\gamma_1, \dots, \gamma_n$  of  $\pi_1(S)$  such that  $\eta_\infty(\gamma_1), \dots, \eta_\infty(\gamma_n)$  are all elliptic. Then there is a lift  $\rho_t$  of  $\eta_t$  such that  $\rho_t(\gamma_1), \dots, \rho_t(\gamma_n)$  converge to elliptic elements whose axes share an endpoint on  $\mathbb{CP}^1$ .

Last we suppose that  $\eta_\infty(\gamma_1), \dots, \eta_\infty(\gamma_n)$  are all parabolic, and we show that there is a lift of  $\rho_t$  of  $\eta_t$  to  $\mathcal{R}$  such that  $\rho_t$  converges to the trivial representation.

Pick a base point  $O \in \mathbb{H}^3$ . For each  $t \geq 0$ , let  $d_{t,i} = d_{\mathbb{H}^3}(O, \rho_t(\gamma_i)O)$ , and let  $i_t$  be such that  $d_{t,i_t} = \max_i d_{t,i}$ .

**Lemma 3.9.** *Let  $t_1 < t_2 < \dots$  be a diverging sequence such that  $i_{t_k}$  is a constant  $h \in \{1, \dots, n\}$  and suppose that there is a sequence  $\omega_{t_k} \in \text{PSL}(2, \mathbb{C})$  such that  $\omega_{t_k} \rho_{t_k}(\gamma_h) =: \omega_{t_k} \rho_{t_k}(\gamma_h) \omega_{t_k}^{-1}$  converges to a parabolic element  $\begin{pmatrix} 1 & u \\ 0 & 1 \end{pmatrix}$  in  $\text{PSL}(2, \mathbb{C})$  with  $u \neq 0$ .*

*Then, for every  $j = 1, \dots, n$ ,  $\rho_{t_k}(\gamma_j)$  accumulates to a bounded subset of  $\begin{pmatrix} 1 & \mathbb{C} \\ 0 & 1 \end{pmatrix}$  whose image in  $\mathbb{C}$  has a diameter less than  $|u|$ .*

*Proof.* Let

$$\omega_{t_k} \rho_{t_k}(\gamma_j) = \begin{pmatrix} a_{j,k} & b_{j,k} \\ c_{j,k} & d_{j,k} \end{pmatrix}.$$

Then, unless  $\omega_{t_k} \rho_{t_k}(\gamma_j) \rightarrow I$ , the limit of the fixed point set of  $\omega_{t_k} \rho_{t_k}(\gamma_j) \subset \mathbb{CP}^1$  must converge to  $\{\infty\}$  as otherwise, for sufficiently large integer  $p$ ,  $\omega_{t_k} \rho_{t_k}(\gamma_h \gamma_i^p)$  are, up to a subsequence, hyperbolic elements of translation length bounded from below by a positive number. Thus  $c_{j,k} \rightarrow 0$  and  $a_{j,k}, d_{j,k} \rightarrow 1$  as  $k \rightarrow \infty$ . Then, as  $d_{t_k,h} = \max_i d_{t_k,i}$ , we have the upper bound on the image in  $\mathbb{C}$ .  $\square$

As the index  $h$  realizes the maximal displacement, we have

**Corollary 3.10.** *Suppose that there is a diverging sequence  $t_1 < t_2 < \dots$  such that  $d_{t_k,i} = d_{t_k,j} = d_{t_k}$  for some  $i \neq j$ . Then, if  $\omega_{t_k} \rho_{t_k}(\gamma_i)$  converges to a nontrivial parabolic element, then  $\omega_{t_k} \rho_{t_k}(\gamma_j)$  also converges to a non-trivial parabolic element of the same translation length in  $\mathbb{C}$ .*

Therefore we have

**Corollary 3.11.** *There is a continuous path  $\omega_t \in \text{PSL}(2, \mathbb{C})$  such that  $\omega_t \rho_t(\gamma_i)$  accumulates to a bounded subset of parabolic elements in  $\begin{pmatrix} 1 & \mathbb{C} \\ 0 & 1 \end{pmatrix}$  for each  $i$ . Therefore there is a continuous path  $\omega_t \in \text{PSL}(2, \mathbb{C})$  such that  $\omega_t \rho_t$  converges to the trivial representation in  $\mathcal{R}$ .*

#### 4. HOLONOMY ESTIMATES AWAY FROM ZEROS

(We use notations in [Dum17].) Let  $g_1 = e^{\alpha_1}|dz|$ ,  $g_2 = e^{\alpha_2}|dz|$  be two conformal metrics on a Riemann surface; then the Schwarzian derivative of  $g_2$  relative to  $g_1$  is the following quadratic differential

$$B(g_1, g_2) = [(\alpha_1)_{zz} - \alpha_2^2 - (\alpha_1)_{zz} + (\alpha_1)_z^2] dz^2.$$

Let  $C = (X, q)$  be a  $\mathbb{CP}^1$ -structure on  $S$ .

- Let  $\tau$  be the hyperbolic metric on  $X$  by the uniformization.
- Let  $|\sqrt{q}|$  denote the singular Euclidean metric on  $X$  obtain by integrating  $\sqrt{q}$  along paths.
- Let  $g_{\mathbb{CP}^1}$  be the spherical metric on  $\mathbb{CP}^1$  given by some conformal identification  $\mathbb{CP}^1 \cong \mathbb{S}^2$ .

Let

$$\begin{aligned}\omega &= 2B(\tau, f^*(g_{\mathbb{CP}^1})), \\ \hat{\omega} &= 2B(|\sqrt{q}|, f^*(g_{\mathbb{CP}^1})), \\ \nu &= 2B(\sigma, \sqrt{q}),\end{aligned}$$

which are holomorphic quadratic differentials on  $\tilde{X}$ .

**4.1. Curvature of Epstein surfaces in the horizontal direction.** Let  $k_h$  and  $k_v$  be the principle curvatures of  $\text{Ep}: \tilde{X} \rightarrow \mathbb{H}^3$  in the horizontal and the vertical directions, respectively. First by Equation 3.7 in [Dum17]

$$k_v = \frac{|\hat{\omega}| - |\omega|}{|\hat{\omega}| + |\omega|}.$$

As the Gaussian curvature  $\kappa_h \kappa_v = 1$  ([Dum17, p448]), we have

$$k_h = \frac{|\hat{\omega}| + |\omega|}{|\hat{\omega}| - |\omega|}.$$

In addition,

$$\|\text{Ep}_* h'\|^2 = \frac{(|\hat{\omega}| - |\omega|)^2}{2|\omega\hat{\omega}|}$$

(Equation 3.6 in [Dum17, p448]). Therefore

$$\begin{aligned}(k_h \|\text{Ep}_*(h')\|)^2 &= \left(\frac{|\hat{\omega}| + |\omega|}{|\hat{\omega}| - |\omega|}\right)^2 \cdot \frac{(|\hat{\omega}| - |\omega|)^2}{2|\omega\hat{\omega}|} \\ &= 1 + \frac{(|\hat{\omega}|^2 + |\omega|^2)}{2|\omega\hat{\omega}|} \\ &= 1 + \frac{1}{2} \left( \frac{|\hat{\omega}|}{|\omega|} + \frac{|\omega|}{|\hat{\omega}|} \right).\end{aligned}$$

Since  $\hat{\omega} = \omega - \nu$  ([Dum17, p447]), we have

$$\left| \frac{\hat{\omega}}{\omega} \right| = \left| 1 - \frac{\nu}{\omega} \right| \quad ([\text{Dum17, p449}]).$$

By [Dum17, Lemma 2.6], we have

$$\left| \frac{\nu(z)}{\omega(z)} \right| \leq \frac{6}{d(z)^2}.$$

Thus, recalling that  $d(z)$  is the distance from the singular points, we have

$$\begin{aligned}\frac{|\hat{\omega}(z)|}{|\omega(z)|} &= 1 + O(d(z)^{-2}), \text{ and} \\ (k_h(z) \|\text{Ep}_*(h'(z))\|)^2 &= 2 + O(d(z)^{-2}).\end{aligned}$$

Therefore, we have

**Lemma 4.1.** *For all nonzero  $z \in \tilde{X}$  of the differential  $\tilde{q}$ ,*

$$(k_h(z) \|\text{Ep}_*(h'(z))\|) = \sqrt{2} + O(d(z)^{-1}).$$

**4.2. Holonomy estimates of long flat cylinders** 6.12.19 well written. Let  $E$  be a singular Euclidean surface. A *flat cylinder* in  $E$  is a cylinder foliated by closed geodesics. A cylinder  $A$  in  $E$  is *expanding* if there is a geodesic loop  $\ell$  on  $E$  such that  $A$  is foliated by one-parameter family of circles equidistant from  $\ell$  whose lengths increase as the distance to  $\ell$  increases.

Let  $\text{Ep}: \tilde{X} \rightarrow \mathbb{H}^3$  be the Epstein surface of a projective structure  $C = (X, q)$  on  $S$ . Let  $\alpha: [0, 1] \rightarrow \tilde{C} \cong \tilde{X}$  be an arc such that  $\alpha(0)$  and  $\alpha(1)$  are in  $\tilde{X} \setminus \tilde{Z}$  and  $\alpha$  differentiable at both endpoints. Then the curve  $\text{Ep} \circ \alpha: [0, 1] \rightarrow \mathbb{H}^3$  is differentiable at both endpoints. Let  $\zeta(\alpha) \in \text{PSL}(2, \mathbb{C})$  be such that  $\zeta(\alpha)$  takes the unite tangent vector  $\alpha'(0)$  to  $\alpha'(1)$  on  $\text{Ep}$  and the unite normal  $\text{Ep}_* \alpha(0)$  to the unite normal  $\text{Ep}_* \alpha(1)$ . We call  $\zeta(\alpha) \in \text{PSL}(2, \mathbb{C})$  the *holonomy (of Ep) along  $\alpha$* .

**Definition 4.2.** For  $\alpha \in \text{PSL}(2, \mathbb{C})$ , the *rotation angle in  $[0, \pi]$*  is the (unsigned) rotation angle of the tangent plane of  $\mathbb{CP}^1$  at a fixed point of  $\alpha$ .

Let  $(E, V)$  be the singular Euclidean surface given by  $C = (X, q)$ .

**Definition 4.3.** Given a  $C^1$ -smooth arc  $\alpha: [0, 1] \rightarrow \mathbb{H}^3$  on an Epstein surface  $\tilde{E} \rightarrow \mathbb{H}^3$ . Let  $v(t)$  and  $h(t)$  denote the (unite) vector fields along  $\alpha$  tangent to the vertical and horizontal foliations of  $E$ , respectively.

Let  $\ell$  be a geodesic in  $\mathbb{H}^3$ . Let  $\mathcal{H}$  be the foliation of  $\mathbb{H}^3$  by the totally geodesic hyperbolic planes  $H$  orthogonal to  $\ell$ . Note that the hyperbolic planes are identified by parallel transports along  $\ell$ , and thus their ideal boundary circles are identified as well.

Suppose that  $v(t)$  is transversal to the foliation  $\mathcal{H}$ . Let  $H_t$  be the leaf of  $\mathcal{H}$  containing  $\alpha(t)$ . The *translation length* of  $\alpha$  along  $\ell$  is the distance between  $H_0$  and  $H_1$  (i.e. the length of the segment of  $\ell$  between  $H_0$  and  $H_1$ ).

As  $v(t)$  is transversal to  $\mathcal{H}$ , then  $h(t)$  projects to a non-zero vector at the tangent space  $T_{\alpha(t)}H_t$ . Let  $\theta(t) \in \partial_\infty H_t$  be the endpoint of the geodesic ray in  $H_t$  given by the tangent vector. As all  $\partial_\infty H_t$  are identified,  $\theta(t) \in \mathbb{S}^1$  lifts to  $\tilde{\theta}(t) \in \mathbb{R}$ . The *rotation angle* of  $\alpha$  about  $\ell$  is the total increase of  $\tilde{\theta}(t)$ , which takes a value in  $\mathbb{R}$ .

**Proposition 4.4.** Let  $C_i = (f_i, \rho_i)$  be a sequence of  $\mathbb{CP}^1$ -structures on  $S$ , and let  $(E_i, V_i)$  be the pair of a singular Euclidean structure  $E_i$  and a vertical foliation  $V_i$  of  $E_i$  given by the Schwarzian parameters on  $C_i$ . Suppose that there are a loop  $m$  on  $S$ , a geodesic representative  $m_i$  of  $m$  on  $E_i$  for each  $i$ , and a flat cylinder  $A_i$  in  $E_i$  contains  $m_i$ , such that

- $m_i$  is in the middle of  $A_i$ , so that  $A_i \setminus m_i$  is a union of two isometric flat cylinders,
- $\text{Mod}(A_i) \rightarrow \infty$  as  $i \rightarrow \infty$ , and
- the height  $a_i$  of  $A_i$  diverges to  $\infty$  as  $i \rightarrow \infty$ .

Let  $\bar{m}_i$  be a segment on the universal cover  $\tilde{E}_i$  obtained by lifting  $m_i$  as a simple closed curve. Then, by parametrizing  $\bar{m}_i$  by arc length  $s \in [0, \text{length}(m_i)]$ , in fact, for every  $\epsilon > 0$ , if  $i > 0$  is sufficiently, then

- (1) the translation length of  $\text{Ep}_i \bar{m}_i(s)$  along  $\ell_i$  is  $(1+\epsilon)$ -bi-Lipschitz to  $\sqrt{2} (\text{Re} \int_{m_i} \sqrt{q_t})$ ,
- (2) the total rotation angle of  $\text{Ep} \bar{m}_i$  about  $\ell_i$  is  $(1+\epsilon, \epsilon)$ -bi-Lipschitz to  $\sqrt{2} (\text{Im} \int_{m_i} \sqrt{q_t})$ .

(3) for all  $s \in [0, \text{length } m_i]$ ,  $\text{Ep } \bar{m}_i^*(v_s) \in U\mathbb{H}^3$  is contained in the  $\epsilon$ -neighborhood of a single oriented geodesic  $\ell_i$  in  $\mathbb{H}^3$  by embedding  $\ell_i$  into  $UT(\mathbb{H}^3)$ .

*Proof.* Isotope  $m_i$ , in  $A_i$  fixing a point on  $m_i$  so that  $m_i$  is a union of a vertical segment  $u_i$  and a horizontal segment  $w_i$  (Figure 1). Then  $m_i$  remains close to the middle of  $A_i$ .

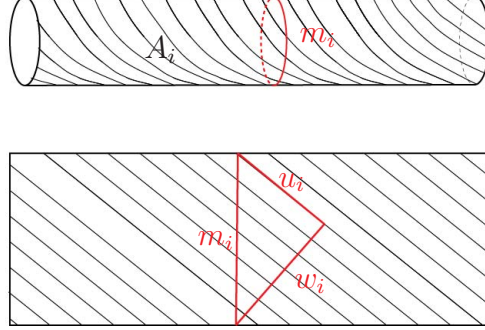


FIGURE 1. Isotope  $m_i$  to a union of a vertical and horizontal segment.

We first analyze the vertical segment  $\text{Ep}_i|u_i$ . In the principal direction, the normal vector is preserved by parallel transports. Therefore the parallel transport along the curve  $\Sigma_i|u_i$  yields the holonomy  $\zeta_i(u_i(s)) \in \text{PSL}(2, \mathbb{C})$ . By the hypotheses, the distance from the loop  $u_i \cup w_i$  and the set  $Z_i$  of zeros of the differential  $q_i$  diverges to  $\infty$ . Therefore, by Lemma 2.4 (4), the curvature along  $\text{Ep}_i|u_i$  limits to zero, and it asymptotically has a constant speed  $\sqrt{2}$ , so that its length is  $\sqrt{2}$  times the Euclidean length of  $u_i$ , which yields (1). Moreover

**Lemma 4.5.** *The total (principal) curvature of the vertical segment  $\text{Ep}_i|u_i$  limits to zero as  $i \rightarrow \infty$ .*

*Proof.* Notice that  $\text{length}_{E_i} u_i \leq \text{length}_{E_i} m_i$ , as  $u_i$  and  $w_i$  are orthogonal. Then, the distance from  $u_i$  to the singular set  $Z_i$  of  $E_i$  is at least  $\frac{a_i}{3}$  for sufficiently large  $i$ .

Since  $\text{Mod } A_i \rightarrow \infty$ , thus  $\frac{\text{length}_{E_i} m_i}{a_i} \rightarrow 0$ . Then, by Lemma 2.4 (4), the curvature of along the curve  $\text{Ep}_i|u_i$  is less than

$$\frac{6}{(\frac{a_i}{3})^2} = \frac{54}{a_i^2}.$$

Therefore, the total curvature is bounded from above by

$$(\text{length}_{E_i} m_i) \frac{54}{a_i^2} = \frac{54}{a_i \text{Mod } A_i},$$

and this upper bound goes to zero as  $i \rightarrow \infty$  since  $a_i \rightarrow \infty$  and  $\text{Mod } A_i \rightarrow \infty$ .  $\square$

*The total curvature along the vertical segment  $u_i$  goes to zero as  $i \rightarrow \infty$  (Lemma 4.5). The amount of the total rotation is bounded from above by the total curvature, and the rotational part of the holonomy is at most  $\epsilon$  for large  $i$ . Therefore, the holonomy along  $u_i$  is  $\epsilon$ -close to the translation by  $\sqrt{2} \text{length}_{E_i} u_i$  with  $\epsilon$ -small rotation.*

The holonomy along  $\text{Ep}_i|u_i$  are asymptotically a hyperbolic element of  $\text{PSL}(2, \mathbb{C})$  whose translation length by the Euclidean length of  $u_i$  times  $\sqrt{2}$ .

By Lemma 2.4 (1),

$$\text{length}_{\mathbb{H}^3} \text{Ep}_i w_i < \frac{6 \text{length}_{E_i} m_i}{(a_i/3)^2} \rightarrow 0,$$

as  $i \rightarrow \infty$ , we thus have

**Lemma 4.6.**  $\text{length}_{\mathbb{H}^3} \text{Ep}_i w_i \rightarrow 0$  as  $i \rightarrow \infty$ .

**Proposition 4.7.** *Let  $v_i(t)$  denote the tangent vector of  $\text{Ep}_i$  at  $\text{Ep}_i w_i(t)$  in the direction of  $V_i$ . For every  $\epsilon > 0$ , if  $i$  is large enough, then along  $w_i$ ,  $\text{Ep}^* w_i(t)$  is contained in an  $\epsilon$ -ball in  $UT\mathbb{H}^3$ .*

*Proof.* Let  $\tilde{E}_i$  be the universal cover of  $E_i$ . Pick a lift  $\tilde{u}_i$  of the vertical segment  $u_i$  in  $E_i$  to  $\tilde{E}_i$ . Let  $R_i$  be a Euclidean rectangle, in  $\tilde{E}_i$ , bounded by vertical and horizontal edges, such that  $w_i$  divides  $R_i$  into two isometric rectangles of half height (Figure 2, above). We may assume that the height of  $R_i$  divided by the width of  $R_i$  goes to zero as  $i \rightarrow \infty$ .

The vertical foliation  $V_i$  and the horizontal foliation  $H_i$  of  $E_i$  induce a vertical and horizontal foliations of  $R_i$ . By Lemma 2.4 (2), for every  $\epsilon > 0$ , if  $i$  is large enough, the restriction of  $\text{Ep}_i$  to vertical leaves in  $R_i$  are  $(\sqrt{2} - \epsilon, \sqrt{2} + \epsilon)$ -bi-Lipschitz. By Lemma 2.4 (1), the  $\text{Ep}_i$ -images of the horizontal leaves in  $R_i$  have diameters less than  $\epsilon$ . Therefore, for sufficiently large  $i$ , the images of vertical leaves of  $R_i$  are pairwise  $\epsilon$ -close in the Hausdorff metric (Figure 2 below). As  $v_i$  is tangent to the image of such a vertical leaf, we have the lemma.




FIGURE 2.

□

Proposition 4.7 and Lemma 4.1 yield (2), and (3) follows from (1) and (2). 4.4

## 5. HOLONOMY MAPS FOR SURFACES WITH PUNCTURES

### 5.1. Classification of cusps of $\mathbb{CP}^1$ -structures.

**Definition 5.1.** *Let  $F$  be a surface with punctures. A  $\mathbb{CP}^1$ -structure on  $F$  is a pair  $(X, q)$  of a Riemann surface  $X$  on  $F$  and a holomorphic quadratic differential  $q$  such that each puncture of  $X$  is, at most, a pole of order two of  $q$  (i.e. no higher order poles).*

This class is a natural class to consider, especially in our setting due to the upper injectivity radius bound (see Theorem 6.1). (In general, it is possible to consider higher order poles; see [GM, AB])

**Proposition 5.2.** *Let  $F$  be a surface with at least one puncture  $c$ . Let  $C = (f, \rho)$  be a  $\mathbb{CP}^1$ -structure on  $F$ . Let  $\ell_p$  denote the peripheral loop around  $c$ . Let  $C \cong (\tau, L)$  be Thurston parameters. Let  $(E, V)$  denote the singular Euclidean structure  $E$  with the vertical foliation  $V$  given by the Schwarzian parameters of  $C$ .*

- (1) *Suppose that a cusp neighborhood of  $c$  in  $E$  is an expanding cylinder of infinite modulus shrinking towards  $c$ . Then  $\rho(\ell_c)$  is parabolic, and  $c$  has a horoball quotient neighborhood in  $C$ .*

*In Thurston parameters,  $c$  also has a horoball quotient neighborhood where the lamination  $L$  is the empty lamination.*

- (2) *Suppose that a cusp neighborhood of  $c$  in  $E$  is a (half-infinite) flat cylinder  $F$  of infinite modulus. Then exactly one of the following holds.*

- (a) *The circumferences of  $F$  are not orthogonal to  $V$ ,  $\rho(\ell_c)$  is hyperbolic, and  $\sqrt{2} \int_{\ell_c} \sqrt{q}$  is its complex translation length.*

*In Thurston parameters, the cusp  $c$  corresponds to boundary component  $b$  of  $\tau$  whose length is the real part of the translation length (in  $\mathbb{C}/2\pi i\mathbb{Z}$ ).*

- (b) *The circumferences of  $F$  are orthogonal to  $V$ .*

- *If  $\sqrt{2}V(\ell_c)$  is not a  $2\pi$ -multiple, then  $\rho(\ell_c)$  is an elliptic element of angle  $\sqrt{2} \int_{\ell_c} \sqrt{q} \in \mathbb{R}$ . In Thurston parameters,  $c$  is a cusp of  $\tau$  and the total weight of leaves of  $L$  around  $c$  (counted with multiplicity) is, modulo  $2\pi$ , equal to the rotation angle of the elliptic  $\rho(\ell_c)$ .*
- *If  $\sqrt{2}V(\ell_c)$  is a  $2\pi$ -multiple, then  $\rho(\ell_c)$  is either  $I$  or a parabolic element. In Thurston parameters,  $c$  is a cusp of  $\tau$  and the total weight of  $L$  around  $c$  is the  $2\pi$ -multiple.*

In (2b), by “counted with multiplicity”, we mean that, if a single leaf of  $L$  has both endpoints at  $c$ , the weight of the leaf is counted twice.

*Proof.* (1) As the Euclidean distance to the cusp is finite in  $E$ , in the hyperbolic metric on  $X$ , the quadratic differential  $q$  vanishes asymptotically towards the cusp  $c$ . The solution of the Schwarzian equation depends continuously in  $q$ . Therefore, as a Riemann surface with zero differential, with respect to our zero section, corresponds to a hyperbolic structure,  $c$  has a horoball quotient neighborhood in  $C$ .

In Thurston parameters,  $c$  is a cusp of  $\tau$  and  $L$  is the empty lamination in a sufficiently small neighborhood of  $c$ .

(2) By Proposition 4.4, the developing map of the half-infinite flat cylinder becomes closer and closer to the exponential map  $\exp: \mathbb{C} \rightarrow \mathbb{C}^*$  as a point in the domain approaches to the cusp, where, in the domain  $\mathbb{C}$ , the vertical direction corresponds to the real direction and the horizontal direction corresponds to the imaginal direction (to be precise, the  $\exp$  is composed with the calling to the domain  $\mathbb{C}$  by  $\sqrt{2}$ ). Thus the assertions about the holonomy along  $\ell_c$  hold.

It remains only to show the description in Thurston parameters.

(2a) By Proposition 4.4, outside of a large compact set of  $F$ , all circumferences of  $F$  are admissible loops. Therefore an appropriate neighborhood of  $c$  corresponds to an infinite grafting cylinder. By [Bab17, Proposition 8.3], the hyperbolic surface

$\tau$  has a (possibly open) boundary component corresponding to  $c$ , and its boundary length is indeed the translation length of the hyperbolic element  $\rho(\ell_c)$ .

(2b) The developing map in an appropriate cusp neighborhood is the exponential map  $\exp: \mathbb{C} \rightarrow \mathbb{C}^*$  so that the deck transformation corresponds to the translation in the imaginary direction in the domain.

Therefore,  $c$  is a cusp of  $\tau$  and the total weight of leaves of  $L$  near  $c$  must be the length of the circumference times  $\sqrt{2}$  (Proposition 4.4 (2)). 5.2

**5.2.  $\mathrm{PSL}(2, \mathbb{C})$  and fixed points on  $\mathbb{CP}^1$ .** In order to construct an appropriate holonomy map for a surface with punctures, we will make  $\mathrm{PSL}(2, \mathbb{C})$  slightly bigger as a topological space, by carefully pairing with some fixed points on  $\mathbb{CP}^1$ . Let  $(\mathbb{CP}^1)^2/\mathbb{Z}_2$  denote the set of unordered pairs of points on  $\mathbb{CP}^1$ . Let  $\overline{\mathrm{PSL}(2, \mathbb{C})}$  be the set of all pairs  $(\gamma, \Lambda) \in \mathrm{PSL}(2, \mathbb{C}) \times ((\mathbb{CP}^1)^2/\mathbb{Z}_2)$  such that

- if  $\gamma$  is a hyperbolic element with zero rotation (i.e.  $\mathrm{tr} \gamma \in \mathbb{R} \setminus [-2, 2]$  when  $\gamma$  is lifted to  $\mathrm{SL}(2, \mathbb{C})$ ), then  $\Lambda$  is a pair of (not necessarily distinct) fixed points of  $\gamma$ , and
- otherwise,  $\Lambda$  is  $(a, a)$  for a fixed point  $a \in \mathbb{CP}^1$  of  $\gamma$ .

In particular, if  $\gamma = I$ , then  $\Lambda$  can be  $(a, a)$  for every  $a \in \mathbb{CP}^1$ . (By abuse of notation, if  $\Lambda$  is a pair  $(a, a)$  of identical points on  $\mathbb{CP}^1$ , for simplicity, we may regard  $\Lambda$  as a single point  $a$ .)

We define a (non-Hausdorff) topology on  $\overline{\mathrm{PSL}(2, \mathbb{C})}$  by the following open base at each  $(\gamma, \Lambda) \in \overline{\mathrm{PSL}(2, \mathbb{C})}$ .

- If  $\gamma$  is hyperbolic, for every (small) connected neighborhood  $U$  of  $\gamma$  in  $\mathrm{PSL}(2, \mathbb{C})$  consisting of hyperbolic elements, the subset of all pairs  $(\gamma', \Lambda')$  such that  $\gamma' \in U$  and  $\Lambda'$  is a pairs of points in  $\Lambda$ , where the fixed points of  $\gamma$  are naturally identified with those of  $\gamma'$ .
- If  $\gamma$  is not hyperbolic, then the topology near  $(\gamma, \Lambda)$  is given by the product topology of  $\mathrm{PSL}(2, \mathbb{C}) \times (\mathbb{CP}^1)^2/\mathbb{Z}_2$  equipped with the Hausdorff topology on  $(\mathbb{CP}^1)^2/\mathbb{Z}_2$ .

**Remark 5.3.** Let  $C = (f, \rho)$  be a  $\mathbb{CP}^1$ -structure on a surface with punctures. Let  $\gamma \in \pi_1(S)$  be such that its free homotopy class is the peripheral loop around a cusp  $c$  of  $C$ . Then  $\gamma$  corresponds to a unique element in  $(\mathbb{CP}^1)^2/\mathbb{Z}_2$  as follows: Let  $\tilde{c}$  be the point of the ideal boundary of  $\tilde{C} (\cong \mathbb{H}^2)$  fixed by  $\gamma \in \pi_1(S)$ . Let  $(\tau, L) \in \mathbf{T} \times \mathbf{ML}$  be the Thurston parametrization of  $C$ , and let  $\mathcal{L}$  be the canonical measured lamination on  $C$  which descends to  $L$ . For each leaf  $\ell$  of  $\tilde{\mathcal{L}}$  ending at  $\tilde{c}$ , the corresponding endpoint of the circular arc  $f(\ell)$  is a fixed point of  $\rho(\gamma)$ . Thus  $\gamma$  corresponds to a unique element  $(\rho(\gamma), \Lambda)$  in  $\overline{\mathrm{PSL}(2, \mathbb{C})}$ , where  $\Lambda$  is the set of such endpoints of the half leaves of  $\tilde{\mathcal{L}}$  ending at  $c$ , if  $\mathcal{L}$  is non-empty in a small neighborhood of the cusp. If  $\mathcal{L}$  is empty near the cusp, an appropriate cusp neighborhood of  $c$  is a horoball quotient, and  $\gamma$  corresponds to  $(\rho(\gamma), \Lambda)$ , where  $\Lambda$  is the parabolic fixed point of  $\rho(\gamma)$ .

**5.3. Cusp neighborhoods in Thurston parameters.** The following lemma determines the isomorphism classes of cusp neighborhoods of  $\mathbb{CP}^1$ -structures in Thurston coordinates.



**Lemma 5.4.** *Let  $C = (f, \rho)$  be a  $\mathbb{CP}^1$ -structure on a surface with cusps,  $F$ . Let  $C \cong (\tau, L)$  be Thurston parameters of  $C$ . Then, for each cusp  $c$  of  $C$ , its small neighborhood (i.e. its germ) in  $C$  is determined by*

- the holonomy  $h \in \mathrm{PSL}(2, \mathbb{C})$  around  $c$ ,
- the transversal measure of a peripheral loop around  $c$  given  $L$ , and
- if  $h$  is hyperbolic, the direction in which the leaves of  $L$  spirals towards the boundary component.

(See Figure 3.)

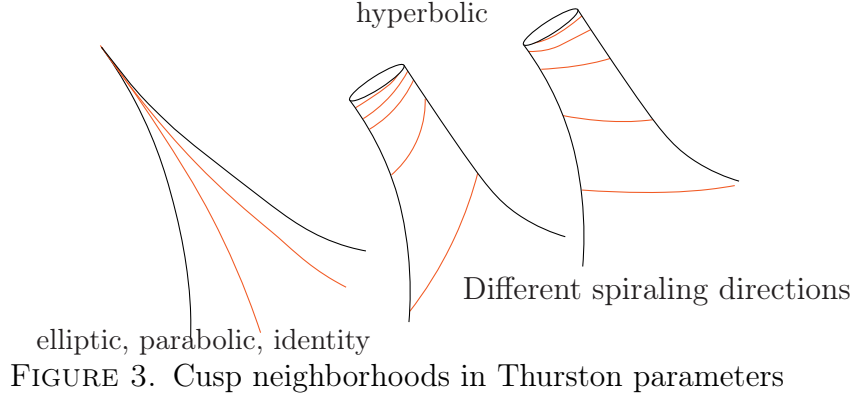


FIGURE 3. Cusp neighborhoods in Thurston parameters

*Proof.* Let  $(E, V)$  be the pair of a singular Euclidean structure  $E$  on  $F$ , and  $V$  be a vertical foliation on  $E$  given by  $C$ .

*Hyperbolic Case.* Suppose that  $h \in \mathrm{PSL}(2, \mathbb{C})$  is hyperbolic. Then, by Proposition 5.2, its cusp neighborhood, in  $(E, V)$ , corresponds to a half-infinite cylinder  $A$ , and the complex translation length is  $\sqrt{2} \int_{\ell_c} \sqrt{q}$ , where  $\ell_c$  is a peripheral loop of  $c$ .

The developing map  $f$  of a small neighborhood of  $c$  is a restriction of the exponential map  $\mathbb{C} \rightarrow \mathbb{C}^*$ . Thus the complex translation length determines the deck transformation on the domain  $\mathbb{C}$  by  $\mathbb{Z} \cong \langle \ell_c \rangle$ , which determines the  $\mathbb{CP}^1$ -structure of a small cusp neighborhood.

The cusp  $c$  corresponds to the geodesic boundary circle  $b$  of  $\tau$  whose length equal to the translation length of  $h$ . By the properties of bending maps, one can show that the total weight of  $L$  along  $\ell_c$  times  $\sqrt{2}$  is the rotational angle of  $h$  and the direction in which leaves of  $L$  spiral towards  $b$  determines the orientation of the angle (Figure 4).

*Parabolic Case.* Suppose that  $\eta(\ell_c)$  is parabolic.

If a neighborhood of a cusp  $c$  in  $E$  is an expanding cylinder shrinking towards  $c$ , then a neighborhood of  $c$  in  $(\tau, L)$  is a hyperbolic cusp with empty lamination (Proposition 5.2 (1)).

Next suppose that the cusp neighborhood of  $c$  in  $(E, V)$  is a half-infinite flat cylinder  $A$  in  $E$ . Then the circumferences of  $A$  are orthogonal to  $V$ , and  $\sqrt{2}V(\ell_c)$  is a positive  $2\pi$ -multiple.

Let  $\mathrm{Ep}: \tilde{X} \rightarrow \mathbb{H}^3$  be the Epstein map associated with  $C = (X, q)$ . Let  $\tilde{V}$  be the pull-back of  $V$  to the universal cover of  $E$ , and let  $\tilde{c}$  be the lift of  $c$  to the ideal

the same direction of rotation when the boundary component is oriented differently

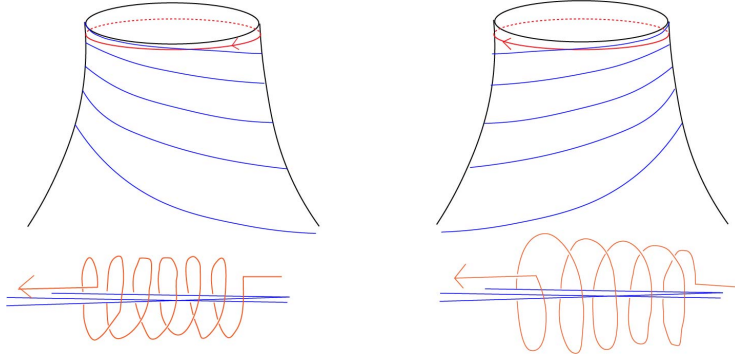


FIGURE 4. Different directions of spirals give different direction of the rotation.

boundary of  $\tilde{X} \cong \mathbb{H}^2$ . Let  $\gamma \in \pi_1(F)$  be the element which fixes  $\tilde{c}$  such that its free homotopy class is  $\ell_c$ . Then, for every leaf  $\ell$  of  $\tilde{V}$  ending at  $\tilde{c}$ , its image  $\text{Ep}(\ell)$  is indeed a quasigeodesic limiting to the parabolic fixed point of  $\rho(\gamma)$  on  $\mathbb{CP}^1$ , and its curvature of  $\text{Ep}(\ell)$  converges to zero as it approaches the fixed point by Lemma 2.4. Therefore  $c$  correspond to a cusp of  $\tau$ . By Proposition 4.4, the total weight of the leaves must be  $\sqrt{2}V(\ell_c)$ .

*Elliptic Case.* The proof when  $h$  is elliptic is similar to the parabolic case. [5.4]

Let  $D$  be the unite closed disk in  $\mathbb{C}$  centered at the origin  $O$ . Let  $D^* = D \setminus \{O\}$ , and let  $\ell$  be the peripheral loop around the origin. Let  $\mathcal{P}(D^*)$  denote the space of all developing pairs  $(f, h)$  for the  $\mathbb{CP}^1$ -structures on  $D \setminus \{O\}$  (not up to  $\text{PSL}(2, \mathbb{C})$ ) so that  $O$  is a cusp and the boundary circle is smooth, where  $f: \tilde{D}^* \rightarrow \mathbb{CP}^1$  is the developing map and  $h \in \text{PSL}(2, \mathbb{C})$  is the holonomy along  $\ell$ . Recall from Remark 5.3 that each cusp corresponds to a unique element  $(\gamma, \Lambda)$  in  $\overline{\text{PSL}(2, \mathbb{C})}$ . By the following proposition, the deformation of the  $\mathbb{CP}^1$ -structures of the cusp neighborhoods are locally modeled on  $\overline{\text{PSL}(2, \mathbb{C})}$ .

**Proposition 5.5.** *Let  $F$  be a closed surface minus finitely many points, and let  $C = (f, \rho)$  be a  $\mathbb{CP}^1$ -structure on  $F$ . Then, each cusp  $c$  of  $C$  has a neighborhood  $\Sigma = (f, \gamma) \in \mathcal{P}(D^*)$  in  $C$  with the following property: Let  $(\gamma, \Lambda) \in \overline{\text{PSL}(2, \mathbb{C})}$  be the element corresponding to the peripheral loop around  $c$ . For every  $\epsilon > 0$  and every compact subset  $K$  of the universal cover  $\tilde{\Sigma}$ , there is a neighborhood  $U = U(K, \epsilon)$  of  $(\gamma, \Lambda)$  in  $\overline{\text{PSL}(2, \mathbb{C})}$ , such that, for every  $(\gamma', \Lambda') \in U$ , there is  $\Sigma(\gamma', \Lambda') \in \mathcal{P}(D^*)$  with holonomy  $\gamma'$  such that its developing map  $f_{\gamma'}$  of  $\Sigma_{\gamma'}$  is  $\epsilon$ -close, in  $C^1$ -topology, to the developing map  $f$  of  $\Sigma$  in  $K$ .*

Moreover, from the proof, we may assume that  $\Sigma_{\gamma'}$  is unique near the cusp.

**Corollary 5.6.** *Let  $\tilde{D}^*$  be a subsurface of  $D^*$  obtained by removing a regular neighborhood of the boundary circle of  $D^*$ . Suppose that there are two projective structures  $\Sigma_1$  and  $\Sigma_2$  realizing  $(\gamma', \Lambda')$  such that their developing maps are  $\epsilon$ -close to  $f$  in  $K$  as in Proposition 5.5. Then there are isomorphic subsurfaces  $\tilde{\Sigma}_1(\gamma', \Lambda')$  and  $\tilde{\Sigma}_2(\gamma', \Lambda')$  of  $\Sigma_1(\gamma', \Lambda')$  and  $\Sigma_2(\gamma', \Lambda')$  containing  $\tilde{D}^*$ .*

*Proof of Proposition 5.5.* We divide the proof by the isometry type of  $\eta(m)$ . In each case, we construct a deformation of  $\Sigma$  in a small neighborhood in  $\overline{\text{PSL}(2, \mathbb{C})}$  by specifying the deformation of a fundamental membrane.

*Elliptic Case.* Suppose that  $\gamma = I$  or  $\gamma$  is an elliptic element. Then the puncture  $O$  corresponds to a unique point  $f(O)$  on  $\mathbb{CP}^1$  by continuously extending  $f$ . Then pick a cusp neighborhood  $\Sigma$  biholomorphic to a punctured disk, such that the development of the boundary circle is a round circle  $r$  on  $\mathbb{CP}^1$  and there is a Lie subgroup of  $\mathrm{PSL}(2, \mathbb{C})$  isomorphic to  $SO(2)$  which preserves  $r$  and  $f(O)$ .

Pick a “fan-shaped fundamental domain” in  $\tilde{D}^*$  bounded by three circular arcs  $e_1, e_2, e_3$  such that

- $f|_{e_1}$  and  $f|_{e_2}$  are circular arcs on  $\mathbb{CP}^1$  connecting  $f(O)$  and points on  $r$ , so that  $f|_{e_1}$  and  $f|_{e_2}$  are orthogonal to  $r$ , and
- $f|_{e_3}$  immerses into  $r$ , and it connects the endpoints of  $e_1$  and  $e_2$ .

(Figure 5, left.) Let  $q$  be the end point of the arc  $e_1$  contained in  $r$ .

If the neighborhood  $U$  of  $(\gamma, f(O))$  is sufficiently small, then given  $(\gamma', \Lambda') \in U$ , one can easily construct a  $\mathbb{CP}^1$ -structure close to  $\Sigma$  on  $D^*$  realizing  $(\gamma', \Lambda')$ . Indeed, we pick  $z \in \Lambda'$ , we can construct a fundamental membrane bounded by  $e'_1, e'_2, e'_3$  such that,

- $e'_1$  is a circular on  $\mathbb{S}^2$  connecting  $z$  and  $q$ ,
- $e'_2$  is  $\gamma(e'_1)$  (which is a circular arc connecting  $z$  and  $\gamma(q)$ ), and
- $e'_3$  is an arc connecting  $q$  to  $\gamma(q)$  so that  $e'_3$  is a segment of a trajectory under a one-dimensional Lie subgroup of  $\mathrm{PSL}(2, \mathbb{C})$

(see Figure 5, right). Note that the choice of  $z$  may not be unique if  $r$  is identity and  $\mathrm{tr} r' \in \mathbb{R} \setminus [-2, 2]$  (i.e. hyperbolic without screw motion); but the resulting structure is independent on the choice of  $z$ .

*Generic hyperbolic case.* Let  $\ell$  be the peripheral loop around  $O$ . Suppose that  $\gamma$  is hyperbolic and  $L(\ell) \neq 0$ , so that  $\Lambda$  is a single point. Let  $(\tau, L)$  be the Thurston parametrization of  $C$ , and let  $\mathcal{L}$  be the Thurston lamination on  $C$ . Then  $\tau$  has a geodesic boundary loop  $b$  corresponding to the cusp  $c$  and, as  $L(\ell) > 0$ , leaves of  $L$  spiral towards  $b$ . Let  $\tilde{b}$  be a lift of  $b$  to the universal cover  $\tilde{\tau}$  of  $\tau$ , so that  $\tilde{b}$  is a boundary geodesic of  $\tilde{\tau}$ . Then those spiraling leaves lift to geodesics in  $\tilde{\tau}$  having a common endpoint at an endpoint of  $\tilde{b}$ ; by the bending map  $\beta: \tilde{\tau} \rightarrow \mathbb{H}^3$ , the endpoint maps to the point  $\Lambda$ . Accordingly the leaves of  $\mathcal{L}$  near the cusp  $O$  develop to circular arcs ending at  $\Lambda$ .

Normalize  $\mathbb{CP}^1 = \mathbb{C} \cup \{\infty\}$  by an element of  $\mathrm{PSL}(2, \mathbb{C})$ , so that 0 is at  $\Lambda$  and the other fixed point of  $\gamma$  is at  $\infty$ . Let  $(E, V)$  be the foliated singular Euclidean structure given by  $C$ . Then there is a half infinite flat cylinder  $A$  in  $E$  which corresponds to a cusp neighborhood of  $c$ ; then each circumference has a positive transversal measure given by the horizontal foliation. Therefore, one can take a cusp neighborhood  $\Sigma$  bounded by a loop  $m$  such that  $m$  develops onto a *spiral* on  $\mathbb{CP}^1$ , i.e. a curve invariant under a one-parameter subgroup in  $\mathrm{PSL}(2, \mathbb{C})$  which contains  $\gamma$ .

Take, similarly, a “fan-shaped” fundamental domain  $F$  in the universal cover  $\tilde{\Sigma}$  which is bounded by three smooth segments  $e_1, e_2, e_3$  such that

- $e_1$  and  $e_2$  are half-leaves of  $\tilde{\mathcal{L}}$  such that  $f(e_1)$  and  $f(e_2)$  end at  $0 \in \mathbb{C}$ , and  $\gamma(f(e_1)) = f(e_2)$ , and
- $e_3$  is in a segment of the spiral which connects the other endpoints of  $e_1$  and  $e_2$

(Figure 6, left). As the set of hyperbolic elements is open in  $\mathrm{PSL}(2, \mathbb{C})$ , one can take a neighborhood  $U$  of  $(\gamma, \Lambda)$  sufficiently small so that, for all  $(\gamma', \Lambda') \in U$ ,  $\gamma'$  is hyperbolic and  $\Lambda'$  corresponds to  $\Lambda$ . Then, similarly to the elliptic case, one can easily find a

$\mathbb{CP}^1$ -structure on  $D^*$  close to  $\Sigma$  which realizes  $(\gamma', \Lambda')$ , by constructing a fundamental membrane close to  $F$  (Figure 6.)

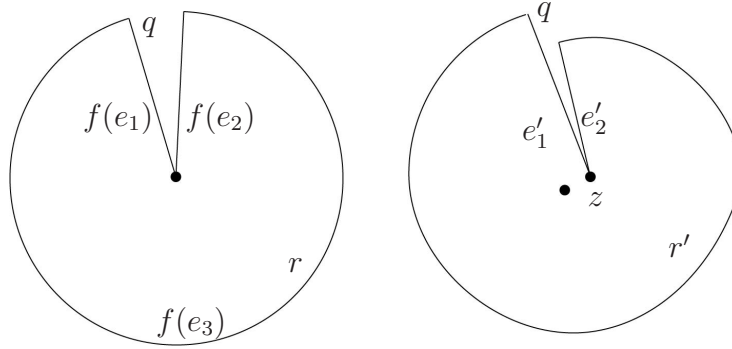


FIGURE 5. Perturbing a fundamental membrane of a cusp with elliptic holonomy.

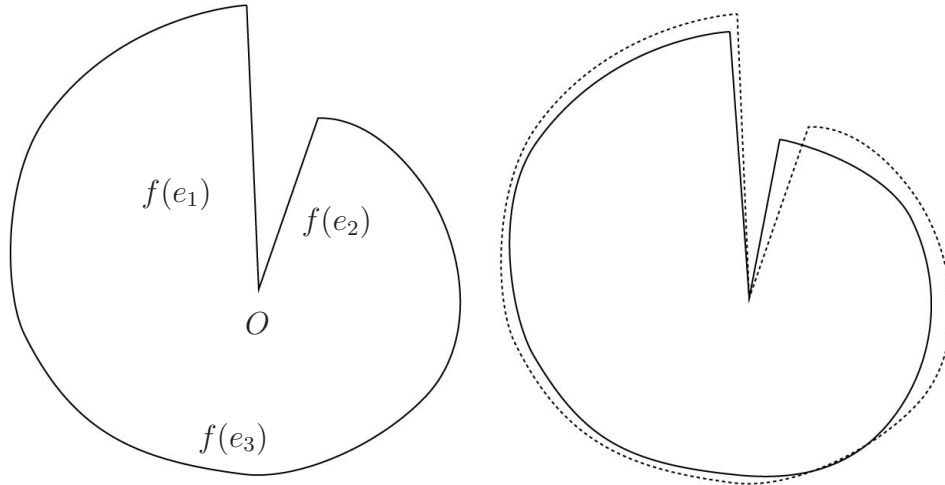


FIGURE 6. Perturbing a fundamental membrane of a cusp with a hyperbolic holonomy.

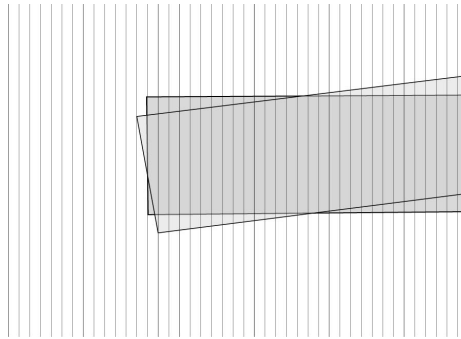


FIGURE 7. Deformation of a hyperbolic cusp neighborhood

*Special hyperbolic case* ( $\sharp\Lambda' = 2$ ). Suppose that  $\gamma$  is hyperbolic and  $L(\ell) = 0$  (in particular  $\text{tr } \gamma \in \mathbb{R}$ ). Then the boundary component  $b$  of  $\tau$  is a leaf of  $L$  with weight infinity) [Bab17, Proposition 8.3].

Let  $\kappa: C \rightarrow \tau$  be the collapsing map; let  $F = \kappa^{-1}(b)$ , which is a half-infinite cylinder. Then the developing map of  $F$  is the restriction of  $\exp: \mathbb{C} \rightarrow \mathbb{C}^*$  to a half

space bounded by a horizontal line in  $\mathbb{C}$ ; we identify the universal cover  $\tilde{F}$  of  $F$  with the half-space, so that  $\gamma$  is . Take a fundamental domain  $Q$  in  $\tilde{F}$  such that  $Q$  is a vertical half-infinite strip in  $\mathbb{C}$  bounded by two vertical rays and one horizontal segment. Then  $\ell \in \pi_1(S)$  acts as the translation of  $\mathbb{C}$  by a real number.

Note that the deformation of a half infinite strip in the domain of  $\exp: \mathbb{C} \rightarrow \mathbb{C}^*$  yields the deformation of the cusp neighborhood. In this way, if  $U$  is a sufficiently small neighborhood of  $(\gamma, \Lambda)$ , then, for  $(\gamma', \Lambda') \in U$ , we can construct a deformation  $\Sigma_{\gamma'} \in \mathcal{P}(D^*)$  of  $\Sigma$  realizing  $(\gamma', \Lambda')$ .

*Parabolic case.* Suppose that  $\gamma$  is parabolic. Then in Thurston parameters, it is a hyperbolic cusp and the total weight of  $L$  along the peripheral loop  $m$  is a non-negative  $2\pi$ -multiple. Then, similarly to the case that  $\gamma = \bar{I}$ , we can show the claim by finding a cusp neighborhood and a fundamental domain in its universal cover which is bounded by circular arcs.

**5.3.1. Holonomy maps of  $\mathbb{CP}^1$ -structures with cusps.** Let  $F$  be a closed surface minus finitely many points  $p_1, \dots, p_n$ . Recall that  $\mathcal{P}(F)$  denotes the all developing pairs  $(f, \rho)$  for  $\mathbb{CP}^1$ -structures on  $F$ . Let  $(f, \rho) \in \mathcal{P}(F)$ , and let  $X$  be the complex structure on  $F$  given by the induced  $\mathbb{CP}$ -structure. Identify the universal cover  $\tilde{X}$  of  $X$  with  $\mathbb{H}^2$ ; then for each  $i = 1, \dots, n$ , pick a lift  $\tilde{p}_i$  of  $p_i$  to a point on the ideal boundary of  $\tilde{X}$ . Then, by Remark 5.3, for each  $(f, \rho) \in \mathcal{P}(F)$  and a puncture  $p_i$ , we have a corresponding element in  $(\gamma_i, \Lambda_i) \in \overline{\text{PSL}(2, \mathbb{C})}$ . Thus we have a map from  $\text{hol}: \mathcal{P}(F) \rightarrow (\overline{\text{PSL}(2, \mathbb{C})})^n \times \mathcal{R}(F)$  taking  $(f, \rho) \in \mathcal{P}(F)$  to  $\{(\gamma_i, \Lambda_i)_{i=1}^n, \rho\}$ .

**Theorem 5.7.** *For every  $(f, \rho) \in \mathcal{P}(F)$ , there is a neighborhood  $W$  such that*

$$\text{hol}|_W$$

*is a local homeomorphism. Moreover, for any  $(f, \rho) \in \mathcal{P}(F)$ , if there is a path  $\rho_t$  converging to  $\rho$  (in  $\mathcal{R}(F)$ ) as  $t \rightarrow \infty$ , then there is a lift of  $\rho_t$  to a path in  $\mathcal{P}(F)$  for  $t \gg 0$  converging to  $(f, \rho)$ .*

Note that as  $\overline{\text{PSL}(2, \mathbb{C})}$  is a non-Hausdorff space, a general path-lifting property fails.

*Proof.* Applying Proposition 5.5 to a small  $\epsilon > 0$ , we obtain, for each  $i = 1, \dots, n$ , a (small) cusp neighborhoods  $D_i$  of the punctures  $p_i$  of  $C$ , and a neighborhood  $U_i$  of  $(\gamma_i, \Lambda_i)$  in  $\overline{\text{PSL}(2, \mathbb{C})}$ . Without loss of generality, we can assume  $D_1, \dots, D_n$  are disjoint in  $C$ . Let  $N_i$  be the underlying topological cusp neighborhood of  $F$ .

Let  $D'_i$  be a smaller open cusp neighborhood of  $p_i$ , so that the closure of  $D'_i$  is contained in the interior of  $D_i$ . Let  $C$  be the  $\mathbb{CP}^1$ -structure on  $F$  given by  $(f, \rho)$ . Let  $\check{C}$  be  $C - \sqcup_i D'_i$ , and let  $\check{F}$  be  $F \setminus \sqcup_i N_i$ , the subsurface of  $F$  supporting  $\check{C}$ . For every  $(\gamma'_i, \Lambda'_i) \in U_i$ , let  $D_{\gamma'_i, \Lambda'_i}$  denote the (essentially unique)  $\mathbb{CP}^1$ -structure on  $D^*$  with holonomy  $\gamma'_i$  given by Proposition 5.5; then  $D_{\gamma'_i, \Lambda'_i}$  realizes  $(\gamma'_i, \Lambda'_i)$  and  $D_{\gamma'_i, \Lambda'_i}$  is sufficiently close to  $D_i$ .

We shall regard  $(f, \rho)$  as a smooth section  $\Sigma$  of a  $\mathbb{CP}^1$ -bundle  $B$  over  $F$  such that  $\Sigma$  is transversal to the horizontal foliation  $H_\rho$  associated with  $\rho$ . Let  $\check{\Sigma}$  be the restriction of  $\Sigma$  to the bundle over the subsurface  $\check{F}$ . Then there is a neighborhood  $W$  of  $\rho$  in the representation variety  $\mathcal{R}(F)$  such that, for each  $\xi \in W$ , letting  $H_\xi$  be the horizontal foliation of  $B$  associated with  $\xi$ ,  $\check{\Sigma}$  is still transversal to  $H_\xi$ ; then  $\check{\Sigma}$  yields a projective structure  $\check{C}$  on  $\check{F}$  with holonomy  $\xi$ .

Then we can easily combine  $\check{C}$  and  $D_1, \dots, D_n$  and obtain a desired developing pair for a  $\mathbb{CP}^1$ -structure on  $F$ . In this way, given a sufficiently small neighborhood

of  $\text{hol}((f, \rho))$ , for every element in this neighborhood, we construct a developing pair realizing it.

This new structure is unique in a large compact subset of  $K$  and also unique in the cusp neighborhoods. Thus the resulting section is unique up to the transversal isotopy, which implies the injectivity of the map, and thus it is a local homeomorphism.

The path lifting along a path in  $\mathcal{R}$  easily follows from the construction. 5.7

## 6. BOUND ON THE UPPER INJECTIVITY RADIUS

Recall that  $C_t = (f_t, \rho_t)$  is a path of  $\mathbb{CP}^1$  structures on  $S$  such that  $C_t$  diverges to  $\infty$  and the equivalence class  $[\rho_t] =: \eta_t$  converges in the character variety, and recall that  $C_t = (X_t, q)$  is the expression in the Schwarzian parameters.

Let  $E_t$  be the singular Euclidean structure on  $X_t$  given by  $|q^{\frac{1}{2}}|$ . Let  $R(E_t) \geq 0$  denote that the *upper injectivity radius* of  $E_t$ , i.e. the supremum of the injectivity radii over all points in  $E_t$  (as  $E_t$  is compact it is indeed maximum). In this section we show

**Theorem 6.1.** *Suppose that  $X_t$  is pinched along a multiloop  $M$ . Then the upper injectivity radius  $R(E_t)$  of  $E_t$  is bounded from above for all  $t > 0$ .*

Immediately we have the following.

**Corollary 6.2.** *There is an upper bound for the area of the expanding cylinders in  $E_t$  for all  $t \geq 0$ .*

In order to prove Theorem 6.1, we assume, to the contrary, that  $\limsup R(E_t) = \infty$  and show that  $\rho_t$  can *not* converge. Let  $M_t$  be a geodesic representative of  $M$  on  $E_t$  (in the Euclidean metric) such that, for every  $\epsilon > 0$  if  $t$  is sufficiently large, then  $M_t$  is contained in the  $\epsilon$ -thin part of  $X_t$ . We will find a conformally thick part which is, in the Euclidean metric, bigger than its adjacent thick parts:

**Proposition 6.3.** *Suppose that  $X_t$  is pinched along a multiloop  $M$  and  $\limsup_{t \rightarrow \infty} R(E_t) \rightarrow \infty$ . Then, there are a component  $F$  of  $S \setminus M$  and a sequence  $(0 \leq) t_1 < t_2 < \dots$  diverging to  $\infty$ , such that, letting  $F_t$  be the component of  $E_t \setminus M_t$  isotopic to  $F$ , for every  $\epsilon > 0$ , if  $i \in \mathbb{Z}_{>0}$  is sufficiently large, then, for each boundary component  $\ell$  of  $F_{t_i}$ , there is an expanding cylinder  $B_{\ell, t_i}$  in  $F_{t_i}$  homotopic to  $\ell$  so that*

- the modulus of  $B_{\ell, t_i}$  is at least  $\frac{1}{\epsilon}$ , and
- $B_{\ell, t_i}$  shrinks towards the component adjacent to  $F$  across  $\ell$ .

**Claim 6.4.** *Suppose that there is a diverging sequence  $(0 <) t_1 < t_2 < \dots$  such that  $E_{t_i}$  contains a flat cylinder  $A_{t_i}$  homotopy equivalent to a fixed loop  $m$  of  $M$  such that*

- (1)  $\text{Mod } A_{t_i} \rightarrow \infty$  as  $i \rightarrow \infty$ , and
- (2) the circumference of  $A_{t_i}$  limits to  $\infty$  (equivalently  $\text{Area } A_{t_i} \rightarrow \infty$ ) as  $i \rightarrow \infty$ .

*Then, the restriction of the vertical foliation  $V_{t_i}$  to  $A_{t_i}$  must be asymptotically orthogonal to the circumferences of  $A_{t_i}$ .*

*Proof.* Suppose, to the contrary, that  $V_{t_i}$  does *not* asymptotically orthogonal to circumferences. Then, up to a subsequence, we may assume that there is a limit  $\theta_\infty \in [0, \pi/2)$  between the angle between  $V_{t_i}$  and the circumferences. Let  $m_{t_i}$  be a geodesic representative of  $m$  which sits in the middle of  $A_{t_i}$ . Then, by Hypotheses (1) and (2), the transversal measure of the horizontal foliation  $H_{t_i}$  along  $m_{t_i}$  diverges to infinity as  $i \rightarrow \infty$ . The translation length of  $\rho_{t_i}(m_{t_i})$  is asymptotically  $\sqrt{2}$  times the transversal measure by Proposition 4.4 (2). Therefore the translation length

of  $\rho_{t_i}(m_{t_i})$  must diverge to infinity, which contradicts to the convergence of  $[\rho_t]$  as  $t \rightarrow \infty$ .  $\square$

**Proposition 6.5.** *Suppose that there are a component  $F$  of  $S \setminus M$  and a diverging sequence  $(0 <) t_1 < t_2 < \dots$  such that, letting  $F_{t_i}$  be the component of  $E_{t_i} \setminus M_{t_i}$  homotopic to  $F$ ,*

- $\text{Area}_{E_{t_i}} F_{t_i} \rightarrow \infty$ , and.
- *for each boundary component  $\ell$  of  $F$ , there is an expanding cylinder  $B_{\ell, t_i}$  in  $F_{t_i}$  homotopic to  $\ell$  such that*
  - $B_{\ell, t_i}$  *shrinks toward the adjacent component across  $\ell$ , and*
  - $\text{Mod } B_{\ell, t_i} \rightarrow \infty$  *as  $i \rightarrow \infty$ .*

*Then  $[\rho_{t_i}]|_{\pi_1 F}$  diverges to  $\infty$  in  $\chi$ .*

*Proof.* Let  $k_i > 0$  be such that  $k_i \text{Area}(F_{t_i}) = 1$ . Then, as  $\text{Area } F_{t_i} \rightarrow \infty$ , thus  $k_{t_i} \rightarrow 0$  as  $i \rightarrow \infty$ . All ends of  $F_{t_i}$  has conformally long expanding cylinders shrinking towards adjacent components. Take a base point in the thick part of  $F_{t_i}$ . Then, by compactness, up to a subsequence

- $k_i E_{t_i}$  converges, in the Gromov-Hausdorff topology, to a compact singular Euclidean surface minus finitely many points,  $E_\infty$ , which is homeomorphic to  $F$ , and
- $k_i V_{t_i} | k_i E_{t_i}$  converges to a measured foliation  $V_\infty$  on  $E_\infty$ .

Take an (almost geodesic) loop  $\ell$  on  $E_\infty$  such that  $\ell$  does not cross any singular point of  $E_\infty$  and  $\ell$  is almost parallel to  $V_\infty$  at each point on  $\ell$  (i.e. the intersection angles are very small). Then, by Lemma 2.4 (2), there is  $\epsilon > 0$ , such that the translation length of  $\rho_{t_i}(\ell)$  is  $(1 + \epsilon)$ -bi-Lipschitz to  $\sqrt{2} \text{length}_{E_\infty}(\ell)/k_i$ . Since  $k_i \rightarrow 0$ ,  $\text{Im} \int_\ell \sqrt{q_{t_i}} \rightarrow \infty$ , and therefore  $\text{tr } \rho_{t_i}(\ell)$  must diverge to infinity.  $\square$

Let  $m_1, \dots, m_p$  be the loops of the multiloop  $M$ .

**Lemma 6.6.** *If  $t > 0$  is sufficiently large, for each  $i = 1, \dots, p$ , there are, at most, one maximal flat cylinder  $A_i$  and two maximal cylinders  $B_i, B'_i$  expanding different directions such that all  $A_{t,i}, B_{t,i}, B'_{t,i}$  are homotopic to  $m_i$ , and*

$$1 - \epsilon \leq \frac{\text{Mod}_{E_t} m_i}{\text{Mod}_{E_t} A_{t,i} + \text{Mod}_{E_t} B_{t,i} + \text{Mod}_{E_t} B'_{t,i}} \leq 1$$

*Proof.* As  $X_{t_i}$  is pinched along  $M$ ,  $\text{Mod}_{X_t} m_i \rightarrow \infty$  as  $t \rightarrow \infty$ . Let  $W_{i,t}$  be the union  $A_{t,i} \cup B_{t,i} \cup B'_{t,i}$ , which is a cylinder in  $E_t$  homotopic to  $m_i$  since  $A_{t,i} \cup B_{t,i} \cup B'_{t,i}$  are maximal. Then, there is  $\epsilon > 0$  such that the  $\epsilon$ -thin part homotopic to  $m_i$  is contained in  $W_{i,t}$  for all large enough  $i$ . In addition

$$\frac{\text{Mod } W_{t,i}}{\text{Mod}_{X_t} m_i} \rightarrow 1$$

as  $t \rightarrow \infty$ . The inequality  $\text{Mod } m_i \geq \text{Mod } A_{t,i} + \text{Mod } B_{t,i} + \text{Mod } B'_{t,i}$  is well-known (see for example [Hub06, Theorem 3.2.6]). By the analytic definition of moduli,

$$\text{Mod } W_{t,i} = \inf_{\nu} \frac{\text{Area}_{\nu} W_{t,i}}{\text{length}_{\nu} m_i},$$

where the infimum is taken over all conformal metrics  $\nu$  on  $W_{t,i}$ . Note that the most of parts of  $W_{i,t}$  is covered by finitely many round cylinders and a flat cylinder, which contains no singular points. Therefore one can easily construct an appropriated conformal metric on  $W_{t,i}$  to show that, for every  $\epsilon > 0$ , if  $t > 0$  is large enough  $(1 - \epsilon) \text{Mod}_{X_t} m_i < \text{Mod } A_{t,i} + \text{Mod } B_{t,i} + \text{Mod } B'_{t,i}$  for sufficiently large  $t$ .  $\square$

**Proposition 6.7.** *For every (large)  $T > 0$ , there are  $t > T$  and  $k \in \{1, \dots, p\}$  such that*

$$\frac{1}{2} < \frac{\text{length}_{E_t}(m_k)}{\max_{i=1, \dots, p} \text{length}_{E_t}(m_i)} \leq 2,$$

and  $\text{Mod}_{X_t}(m_k)$  is  $\frac{1}{3}$ -dominated by an expanding cylinder  $B_{k,t}$  homotopic to  $m_k$ , i.e.

$$\frac{\text{Mod } B_{k,t}}{\text{Mod}_{X_t} m_k} > \frac{1}{3}.$$

*Proof.* For  $u > T$ , let  $m_{k_u}$  be the loop realizing  $\max_{i=1, \dots, q} \text{length}_{E_u}(m_i)$ . We may assume that  $\max_{i=1, \dots, p} \text{length}_{E_t}(m_i) \rightarrow \infty$  as  $t \rightarrow \infty$ , as otherwise, the assertion is clear by Proposition 6.5.

We first show that if a long flat cylinder persists, then its circumference must stay almost the same. Namely

**Claim 6.8.** *For every  $\epsilon > 0$ , there is  $K > 0$  such that, if*

- *a loop  $m$  of  $M$  satisfies  $\text{length}_{E_u} m > K$  for some  $u > K$  and*
- *there are  $w > u$  and a flat cylinder in  $E_t$  homotopic to  $m$  which  $\frac{1}{4}$ -dominates the modulus of  $m$  for every  $t \in [u, w]$ ,*

*then*

$$1 - \epsilon < \frac{\text{length}_{E_t} m}{\text{length}_{E_u} m} < 1 + \epsilon$$

*for all  $t \in [u, w]$ .*

*Proof.* By Claim 6.4, for every  $\epsilon > 0$ , if  $K > 0$  is sufficiently large, then the vertical foliation  $V_t$  is  $\epsilon$ -almost orthogonal to circumferences of the flat cylinder homotopic to  $m$ . Then, by Proposition 4.4, for every  $\epsilon > 0$ , if  $K > 0$  is sufficiently large, then the total rotation angle along  $m$  is  $(1 + \epsilon)$ -bi-Lipschitz to  $\sqrt{2} \text{length}_{E_t} m$  for  $t \in [u, w]$ . As the holonomy of  $\rho_t(m)$  converges as  $t \rightarrow \infty$ , the total rotation along  $m$  must converge. Thus, if  $K$  is sufficiently large, then the ratio of  $\text{length}_{E_t} m$  and  $\text{length}_{E_u} m$  is  $\epsilon$ -close to 1.  $\square$

As in Claim 6.8, we suppose that a flat cylinder  $\frac{1}{4}$ -dominates  $\text{Mod } m_{k_u}$  for all  $t \in [u, v]$ ; then  $1 - \epsilon < \frac{\text{length}_{E_t} m_{k_u}}{\text{length}_{E_u} m_{k_u}} < 1 + \epsilon$  for all  $t \in [u, w]$ . Suppose, in addition, that there is a loop  $m_h$  of  $M$  which is not  $m_{k_u}$  such that  $m_h$  on  $E_t$  becomes exactly twice as long as  $m_{k_u}$  on  $E_u$  for the first time at  $t = w$  after  $t = u$ . Then, by applying Claim 6.8 to  $m_h$ , we can show that there is  $t \in [u, w]$  such that  $\text{Mod } m_h$  is  $1/3$ -dominated by an expanding cylinder: Indeed, otherwise,  $\max_{i=1, \dots, p} \text{length}_{E_t}(m_i)$  must be bounded from above by  $\frac{3}{2} \text{length}_{E_t}(m_{k_u})$  for all  $t \in [u, w]$ .  $\boxed{6.7}$

**Corollary 6.9.** *There are a component  $F$  of  $S \setminus M$  and a diverging sequence  $0 < t_1 < t_2 < \dots$  such that the corresponding component  $F_{t_i}$  of  $E_{t_i} \setminus M$  satisfied the assumptions of Proposition 6.5.*

*Proof.* By Proposition 6.7, there is a loop  $m$  of  $M$  and a diverging sequence  $t_1 < t_2 < \dots$  such that

- $\text{length}_{E_{t_i}} m \rightarrow \infty$  as  $i \rightarrow \infty$ ,



- $$\frac{1}{2} < \frac{\text{length}_{E_{t_i}} m}{\max\{\text{length}_{E_{t_i}} m_1, \dots, \text{length}_{E_{t_i}} m_p\}} < 2$$
- for all  $i = 1, 2, \dots$ , and
- there is an expanding cylinder  $B_{t_i}$  homotopic  $m$  which  $\frac{1}{3}$ -dominates  $\text{Mod}_{E_{t_i}} m$ .

Then, up to a subsequence, we may in addition assume that  $B_{t_i}$  is expanding in the same direction. Then, let  $F$  be the connected component of  $S \setminus M$  such that  $m$  is a boundary component of  $F$  and  $B_{t_i}$  expands towards  $F$ .  $\square$

By this corollary, we obtained the desired contradiction, which implies Theorem 6.1.

## 7. CONVERGENCE OF $\mathbb{CP}^1$ -STRUCTURES AWAY FROM PINCHED LOOPS

As in the previous section, we suppose that  $X_t$  is pinched along a multiloop. We will first see that the holonomy  $\rho_\infty(m)$  determines the type of a conformally long Euclidean cylinder in  $E_t$  which is homotopic to  $m$  for  $t \gg 0$ .

- Lemma 7.1.**
- Suppose that there are a sequence  $t_1 < t_2 < \dots$  diverging to  $\infty$  and a sequence of expanding cylinders  $B_{t_i}$  in  $E_{t_i}$  homotopic to  $m$  at time  $t_i$  such that  $\text{Mod}_{E_{t_i}} B_{t_i} \rightarrow \infty$  as  $t \rightarrow \infty$ , then  $\rho_\infty(m)$  is parabolic.
  - Suppose that  $m$  be a loop of  $M$  such that  $\rho_\infty(m)$  is not parabolic.
    - (1) Suppose that  $\rho_\infty(m) = I$ . Then, for  $t \gg 0$ ,  $E_t$  contains a flat cylinder  $A_t$  homotopic to  $m$  such that  $\text{Mod } A_t \rightarrow \infty$  and  $\sqrt{2} \int_m |\sqrt{q_t}|$  converges to  $2\pi ni$  for some positive integer  $n$ .
    - (2) Suppose that  $\rho_\infty(m)$  is an elliptic element of rotation angle  $\theta$ . Then, for  $t \gg 0$ ,  $E_t$  contains a flat cylinder  $A_t$  homotopic to  $m$  such that  $\text{Mod } A_t \rightarrow \infty$  and  $\sqrt{2} \int_m |\sqrt{q_t}|$  converges to  $(2\pi n + \theta)i$  for some non-negative integer  $n$ .
    - (3) Suppose that  $\rho_\infty(m)$  is hyperbolic. Let  $z \in \mathbb{C}$  be such that the Möbius transformation  $\omega \mapsto \omega \exp[z]$  conjugates to  $\rho_\infty(m)$ . Then, for  $t \gg 0$ ,  $E_t$  contains a flat cylinder  $A_t$  homotopic to  $m$  such that  $\text{Mod } A_t \rightarrow \infty$  and  $\sqrt{2} \int_m \sqrt{q_t}$  converges to  $z + 2\pi ni$  for some integer  $n$ ;

*Proof.* For every  $\epsilon > 0$ , if  $t > 0$  is large enough, for each loop  $m$  of  $M$ , there is a flat cylinder or an expanding cylinder homotopic to  $m$ .

If a puncture of a  $\mathbb{CP}^1$ -structure corresponds to a regular point of it holomorphic quadratic differential, its peripheral holonomy is parabolic. Thus, if there are a sequence  $t_1 < t_2 < \dots$  and expanding cylinders  $B_{t_i}$  in  $E_{t_i}$  homotopic to  $m$  such that  $\text{Mod } B_{t_i} \rightarrow \infty$  as  $t \rightarrow \infty$ , then, by Corollary 6.2, its shorter boundary component of  $B_{t_i}$  asymptotically corresponds to, at most, a pole of order one of a differential. Therefore  $\rho_\infty(m)$  is parabolic, against the hypothesis.

Therefore, for  $t \gg 0$ , there is a flat cylinder  $A_t$  homotopic to  $m$  such that  $\text{Mod}(A_t) \rightarrow \infty$ . Therefore Proposition 4.4 implies the lemma.  $\square$

Given a compact surface  $F$  with boundary, let  $\hat{F}$  denote the surface with punctures obtained by pinching each boundary component of  $F$  to a puncture point.

**Proposition 7.2.** *Let  $\epsilon > 0$  be a number less than the Ber's constant. Let  $F$  be a component of  $S \setminus M$ , and let  $F_t^{>\epsilon}$  be the component of the conformally  $\epsilon$ -thick part of  $E_t$  isotopic to  $F$  for  $t \gg 0$ . Then, if*

$$(1) \quad \liminf_{t \rightarrow \infty} \text{Area}_{E_t}(F_t^\epsilon) > 0,$$

there is a path of  $\mathbb{CP}^1$ -structures  $\hat{F}_t$  on the punctured surface  $\hat{F}$  such that

- (1) for every  $\epsilon > 0$ , there is  $t > 0$  is sufficiently large, then such that  $F_t^{>\epsilon}$  isomorphically embeds into  $\hat{F}_t$ ,
- (2) for each boundary component  $\ell$  of  $F$ , either there is a cylinder  $A_{\ell,t}$  in  $E_t$  homotopic to  $\ell$  such that
  - $\text{Mod } A_{\ell,t} \rightarrow \infty$  as  $t \rightarrow \infty$ ,
  - $A_{\ell,t}$  is either flat cylinder for all  $t \gg 0$  or an expanding cylinder shrinking towards an adjacent component across  $m$  for all  $t \gg 0$ , and
- (3)  $\hat{F}_t$  contains  $A_{\ell,t}$  for every boundary component  $\ell$  of  $F$ .

*Proof.* We first show that, for each boundary component  $\ell$  of  $F$ , there is a cylinder  $A_\ell$  homotopic to  $\ell$ , such that

- (i)  $\text{Mod } A_{\ell,t} \rightarrow \infty$  as  $t \rightarrow \infty$ , and
- (ii)  $A_{\ell,t}$  remains either a flat cylinder or an expanding cylinder shrinking forwards  $\ell$  for all  $t \gg 0$ ,

Let  $Y_t, Z_t, W_t$  be disjoint cylinders homotopic to  $\ell$ , such that  $Z_t$  is a maximal flat cylinder,  $Y_t$  is the maximal expanding cylinder expanding towards the thicker part of  $F_t$  and  $W_t$  is the maximal expanding cylinder expanding towards the adjacent component across the geodesic representative  $\ell_t$  of  $\ell$ .

As  $X_t$  is pinched along  $M$ , by Lemma 6.6,  $\max\{\text{Mod } Y_t, \text{Mod } Z_t, \text{Mod } W_t\} \rightarrow \infty$  as  $t \rightarrow \infty$ . Let  $\text{diam } W_t$  and  $\text{diam } Y_t$  denote the diameter of  $W_t$  and  $Y_t$ , respectively, in the Euclidean metric  $E_t$ . Then, by (1) and the upper injectivity radius bound (Theorem 6.1), the ratio  $\frac{\text{diam } W_t}{\text{diam } Y_t + 1}$  is bounded from above for all  $t > 0$ . Thus  $\frac{\text{Mod } W_t}{\text{Mod } Y_t + 1}$  is bounded from above for all  $t > 0$ . Therefore  $\text{Mod } Y_t + \text{Mod } Z_t$  diverges to  $\infty$  as  $t \rightarrow \infty$ . We claim, moreover, that either  $\lim \text{Mod } Y_t = \infty$  or  $\lim \text{Mod } Z_t = \infty$ .

Suppose that  $\limsup_{t \rightarrow \infty} \text{Mod } Y_t = \infty$ . Let  $t_1 < t_2 < \dots$  be a sequence with  $\lim_{i \rightarrow \infty} \text{Mod } Y_{t_i} = \infty$ . Then the circumference of  $Z_{t_i}$  limits to zero, and by Lemma 7.1,  $\rho_\infty(\ell)$  is parabolic. Therefore, by, again, Lemma 7.1 and the convergence of the holonomy, genuinely  $\text{Mod } Y_t \rightarrow \infty$  as  $t \rightarrow \infty$ . Then,  $Y_t$  satisfies (i) and (ii).

Next suppose that  $\limsup_{t \rightarrow \infty} \text{Mod } Y_t < \infty$ . Then  $\text{Mod } Z_t$  diverges to  $\infty$  as  $t \rightarrow \infty$ , and the circumference of  $Z_t$  converges to a positive number. Then  $Z_t$  satisfies (i) and (ii).

We shall construct  $\hat{F}_t$  satisfying (3) as follows. Suppose that, for a boundary component  $\ell$  of  $F$ ,  $\lim \text{Mod } Y_t = \infty$ . Let  $\hat{Y}_t$  be an expanding cylinder of infinite modulus, obtained by extending the expanding cylinder  $Y_t$  only in the shrinking direction, so that  $\hat{Y}_t$  is conformally a punctured disk. Then replace  $Y_t$  by  $\hat{Y}_t$  in  $E_t$ , so that the boundary component  $\ell$  of  $F$  corresponds to the puncture of  $\hat{Y}_t$ . Suppose that  $\limsup \text{Mod } Y_t < \infty$ . Then as  $\text{Mod } Z_t \rightarrow \infty$  and the circumference  $\text{Circ}(Z_t)$  converges to a positive number as  $t \rightarrow \infty$ , we extend the flat cylinder  $Z_t$ , in the direction of  $W_t$ , to the half-infinite flat cylinder  $\hat{Z}_t$ ; then  $\hat{Z}_t$  is conformally a punctured disk. Then replace  $Z_t$  in  $E_t$  with  $\hat{Z}_t$  so that it has a puncture corresponds to  $\ell$ .

By applying, such a replacement for all boundary component  $\ell$  of  $F$ , we obtains a desired complete singular Euclidean surface  $\hat{F}_t$  satisfying (1), (2), (3), since (2) follows from (i) and (ii). 7.2

**Theorem 7.3.** *Let  $F$  be a component of  $S \setminus M$ . Let  $\epsilon > 0$  be a number less than the Ber's constant for  $S$ . Then, for  $t > 0$  large enough, there is a component  $F_t^{>\epsilon}$  of the  $\epsilon$ -thick part of  $C_t$  isotopic to  $F$ .*

(1) Suppose that

$$\liminf_{t \rightarrow \infty} \text{Area}_{E_t}(F_t^\epsilon) = 0.$$

then there is a continuous function  $\epsilon_t > 0$  limiting to zero as  $t \rightarrow \infty$ , such that  $F_t^{>\epsilon}$  converges (in the Gromov-Hausdorff topology) to a complete hyperbolic structure  $\hat{F}$  on a closed surface minus finitely many points, such that  $\hat{F}$  is homeomorphic to  $F$ .

(2) Suppose that

$$\liminf_{t \rightarrow \infty} \text{Area}_{E_t}(F_t^\epsilon) > 0.$$

Then  $F_t^{>\epsilon}$  accumulates to a bounded subset on the space of  $\mathbb{CP}^1$ -structures on  $\hat{F}$ . Moreover, if  $\rho_\infty(m) \neq I$  for each boundary component  $m$  of  $F$ , then  $F_t$  indeed converges to a  $\mathbb{CP}^1$ -structure on  $\hat{F}$ .

*Proof.* (1) Let  $t_1 < t_2 < \dots$  be a diverging sequence such that  $\text{Area}(F_{t_i}) \rightarrow 0$  as  $t \rightarrow \infty$ . Then the holomorphic quadratic differential on  $F_{t_i}$  asymptotically vanishes. Thus, for every small  $\epsilon > 0$ ,  $F_{t_i}^{>\epsilon}$  and  $X_{t_i}|F_{t_i}^{>\epsilon}$  asymptotically identical, where  $X_{t_i}$  is regarded as a hyperbolic surface by the uniformization theorem for each  $i$ . Hence there is a sequence  $\epsilon_i > 0$  converging to 0 as  $i \rightarrow \infty$  such that  $F_{t_i}^{\epsilon_i}$  converges to a complete hyperbolic surface  $\hat{F}$  homeomorphic to  $F$ . Since the all peripheral loop of  $\hat{F}$  have parabolic holonomy (in particular non-trivial), by Theorem 5.7,  $F_t^{\epsilon_t}$  must genuinely converges to  $\sigma_\infty$  (without taking a subsequence). In particular  $\text{Area}_{E_t} F_t^{\epsilon_t} \rightarrow 0$  as  $t \rightarrow \infty$ .

(2) Suppose that  $\liminf_{t \rightarrow \infty} \text{Area} F_t^{>\epsilon} > 0$  for sufficiently small  $\epsilon > 0$ . Then let  $\hat{F}_t$  denote the singular Euclidean structure obtained from  $F_t$  by Proposition 7.2. Then  $\hat{F}_t$  yields a  $\mathbb{CP}^1$ -structure on  $\hat{F}$ . Let  $(Z_t, w_t)$  be the Schwarzian parameterization of  $\hat{F}_t$ . Then, indeed, every puncture of  $Z_t$  is, at most, a pole of order two.

As  $X_t$  is pinched along a multiloop  $M$ ,  $Z_t$  is bounded in the Teichmüller space  $\mathcal{T}(\hat{F})$ . By the upper bound of the upper injectivity radius (Theorem 6.1), the upper injectivity radius of  $\hat{F}_t$  is also bounded from above, and  $(Z_t, w_t)$  is also bounded. Therefore  $\hat{F}_t$  is accumulated to a bounded subset in the deformation space of  $\mathbb{CP}^1$ -structures on  $\hat{F}$ .

Moreover, if each peripheral loops has non-trivial holonomy at  $t = \infty$ , the convergence of the holonomy of  $\hat{F}_t$  implies the convergence in  $(\text{PSL}(2, \mathbb{C}))^n \times \mathcal{R}(F)$ . Therefore  $\hat{F}_t$  has a unique limit in  $\mathcal{P}(\hat{F})$ .  $\square$

Theorem 7.3 immediately implies

**Corollary 7.4.** *Suppose that  $X_t$  is pinched along a multiloop  $M$ . Then, for every sequence  $t_1 < t_2 < \dots$  diverging to  $\infty$ , up to a subsequence,  $X_{t_i}$  convergence to a nodal Riemann surface  $X_\infty$  and  $q_{t_i}$  converges to a meromorphic quadratic differential on  $X_\infty$  such that, poles can be only at the node and their order are at most order two.*

## 8. DEGENERATION FOR NECK-PINCHING

Let  $C_t = (f_t, \rho_t)$  be a path of  $\mathbb{CP}^1$ -structures which diverges to  $\infty$  such that its holonomy  $[\rho_t] =: \eta_t$  converges in the character variety  $\chi$ . By Proposition 3.2, we can assume that the holonomy  $\rho_t \in \mathcal{R}$  also converges in the representation variety. Let  $X_t$  be the complex structure of  $C_t$ .

**Theorem 8.1.** *Suppose that  $X_t$  is pinched along a loop  $m$ . Then  $\rho_\infty(m)$  is either  $I$  or a parabolic element. Moreover  $\rho_t(m) \neq I$  for large enough  $t > 0$ .*

We will show the asymptotic behavior of the developing map  $f_t$  depending on the isometry type of  $\rho_\infty(m)$ . Recall that  $\phi: \tilde{S} \rightarrow S$  is the universal covering map. Let  $N_m$  be a regular neighborhood of  $m$ , and let  $\tilde{N}_m$  be a component of  $\phi^{-1}(N_m)$  preserved by  $m \in \pi_1(S)$ .

**Theorem 8.2** (Convergence of developing maps). *Suppose that  $X_t$  is pinched along a single loop  $m$ . Let  $N_m$  be a regular neighborhood of  $m$  in  $S$ . Then, exactly one of the following holds.*

- $\rho_\infty(m)$  is parabolic, and, by taking an appropriate path of markings  $S \rightarrow C_t$ , the developing map  $f_t: \tilde{S} \setminus \phi^{-1}(N_m) \rightarrow \mathbb{CP}^1$  converges to a  $\rho_\infty$ -equivariant continuous  $f_\infty: \tilde{S} \rightarrow \mathbb{CP}^1$  uniformly on compacts. Moreover, if the cusp neighborhoods of  $C_\infty$  are horoball quotients, then there is a multiloop  $M$  on  $S$  consisting of finitely many parallel copies of  $m$ , such that  $f_\infty$  is a local homeomorphism on  $S \setminus \phi^{-1}(M)$  and it takes each component of  $\phi^{-1}(M)$  to its corresponding parabolic fixed point.
- $\rho_\infty(m) = I$ , and, for every sequence  $t_1 < t_2 < \dots$  diverging to  $\infty$ , up to a subsequence, there is a path of markings  $S \rightarrow C_t$  such that, as  $i \rightarrow \infty$ ,
  - $C_{t_i}|_{S \setminus N_m}$  converges to a  $\mathbb{CP}^1$ -structure on a surface with punctures homeomorphic to  $S \setminus m$ ;
  - the axis  $a_i$  of  $\rho_{t_i}(m)$  converges to a point on  $\mathbb{CP}^1$  or a geodesic in  $\mathbb{H}^3$ ;
  - the restriction of  $f_{t_i}$  to  $\tilde{S} \setminus \phi^{-1}(N_m)$  converges to a continuous map, and that each boundary component of  $\tilde{N}_m$  map to an ideal point of  $\lim_{i \rightarrow \infty} a_i$ .

For each  $t \geq 0$ , let  $(\tau_t, L_t) \in \mathbb{T} \times \mathbf{ML}$  be Thurston parameterization of  $C_t$ , and let  $\beta_t: \mathbb{H}^2 \rightarrow \mathbb{H}^3$  be its pleated surface. Then  $\beta_t$  converges a continuous map to  $\mathbb{H}^3 \cup \mathbb{CP}^1$ .

**Theorem 8.3.** *Suppose that  $X_t$  is pinched along a loop  $m$  on  $S$ . Let  $N_m$  be a neighborhood of  $m$  on  $S$ . Then, by taking an appropriate path of markings  $\iota_t: S \rightarrow \tau_t$ , exactly one of the following two holds:*

- (1)  $\rho_\infty(m) \in \mathrm{PSL}(2, \mathbb{C})$  is parabolic, and  $\beta_t: \tilde{S} \rightarrow \mathbb{H}^3$  converges to a  $\rho_\infty$ -equivariant continuous map  $\beta_\infty: \tilde{S} \rightarrow \mathbb{H}^3 \cup \mathbb{CP}^1$  uniformly on compact as  $t \rightarrow \infty$ , such that  $\beta_\infty^{-1}(\mathbb{CP}^1)$  descends to  $m$ .
- (2)  $\rho_\infty(m) = I \in \mathrm{PSL}(2, \mathbb{C})$ , and for every diverging sequence  $t_1 < t_2 < \dots$ , up to a subsequence,  $\beta_{t_i}: \tilde{S} \rightarrow \mathbb{H}^3$  converges to a  $\rho_\infty$ -equivariant continuous map  $\beta_\infty: \tilde{S} \rightarrow \mathbb{H}^3 \cup \mathbb{CP}^1$  as  $i \rightarrow \infty$  and the axis  $a_i$  of  $\rho_{t_i}(m)$  converges to a point on  $\mathbb{CP}^1$  or a geodesic of  $\mathbb{H}^3$  such that
  - if  $\lim a_i$  is a point on  $\mathbb{CP}^1$ , then  $\beta_\infty^{-1}(\mathbb{CP}^1) = \phi^{-1}(m)$ , and
  - if  $\lim a_i$  is a geodesic  $a_\infty$  in  $\mathbb{H}^3$ , then  $\beta_\infty$  takes each component of  $\phi^{-1}(N_m)$  to its corresponding limit geodesic  $a_\infty$  and the each component of  $\tilde{S} \setminus \phi^{-1}(N_m)$  to either a pleated surface in  $\mathbb{H}^3$  or a single point on  $\mathbb{CP}^1$ .

In order to prove Theorem 8.1, Theorem 8.2 and Theorem 8.3, we carefully observe the behavior of  $C_t$ , fixing the isometry type of  $\rho_\infty(m)$ . In particular, we will show that, supposing, to the contrary, that  $\rho_\infty(m)$  is hyperbolic (§10) or elliptic (§11), then  $\rho_t$  can not converge. The convergences when  $\rho_\infty(m) = I$  are given in §12 and the convergences when  $\rho_\infty(m)$  is parabolic are given in §9.

Pick a positive function  $\epsilon_t > 0$  in  $t > 0$  converging to 0 as  $t \rightarrow \infty$ . Let  $C^{\epsilon_t}$  denote the conformally  $\epsilon_t$ -thick part of  $C_t$ . Let  $P(S \setminus m)$  be the set of the  $\mathbb{CP}^1$ -structures on a surface with two punctures homeomorphic to  $S \setminus m$ .

**Proposition 8.4.** *Suppose that  $\rho_\infty(m) \neq I$ . Then there exists a  $\mathbb{CP}^1$ -structure  $\hat{C}_\infty \in P(S \setminus m)$ , such that, for every  $\epsilon > 0$ , the  $\epsilon$ -thick part  $C_t^\epsilon$  of  $C_t$  converges to the  $\epsilon$ -thick part of  $\mathbb{CP}^1$ -structure  $\hat{C}_\infty$  uniformly.*

*Proof.* Since  $X_t$  is pinched along  $m$ , One can construct a path  $F_t$  of  $\mathcal{P}(S \setminus m)$  such that, for every  $\epsilon > 0$ , the  $\epsilon$ -thick part  $F_t^\epsilon$  of  $F_t$  and  $C_t^\epsilon$  are asymptotically identical. Then, by the upper injectivity radius bound Theorem 6.1,  $F_t$  is contained in a compact subset of  $\mathcal{P}(S \setminus m)$ . The holonomy map for  $\mathcal{P}(S \setminus m) \rightarrow \mathcal{R}(S \setminus m)$  is a local homeomorphism as long as the puncture is non-trivial. Therefore  $F_t$  converges in  $\mathcal{P}(S \setminus m)$ .  $\square$

### 8.1. $\mathbb{CP}^1$ -structures on surface with punctures.

**Lemma 8.5.** *Let  $F$  be a closed surface with finitely many punctures, such that the Euler characteristic of  $F$  is negative. Let  $C = (f, \rho)$  be a  $\mathbb{CP}^1$ -structure on  $F$  such that*

- $\rho$  is an elementary representation, and
- for each puncture of  $C$ , its peripheral holonomy is non-hyperbolic (so that its developing image is a single point on  $\mathbb{CP}^1$ ).

*Then, letting  $\Lambda$  be the subset in  $\mathbb{CP}^1$  of cardinality at most two which  $\text{Im } \rho$  preserves, there is at least one puncture of  $C$  which maps to the point which maps to  $\mathbb{CP}^1 \setminus \Lambda =: \Omega$*

*Proof.* The discrete subset  $f^{-1}(\Lambda)$  descends a finite subset  $D$  on  $F$ . If  $\Lambda$  is the empty set, then the assertion is obvious.

Suppose that the cardinality of  $\Lambda$  is two, then  $\Omega$  admits a complete invariant Euclidean metric. Then if all punctures of  $F$  map to  $\Lambda$ ,  $F \setminus D$  admits a complete Euclidean metric, which is a contradiction against the Euler characteristic of  $F$ .

Suppose that the cardinality of  $\Lambda$  is one. Then, if all punctures of  $F$  maps to  $\Lambda$  then  $F$  admits a complete complex affine structure. The complex affine action preserves parallel lines on  $\mathbb{C}$ ; then, again, the Euler characteristic of  $F \setminus D$  must be non-negative, which is a contradiction.  $\square$

**Proposition 8.6.** *Let  $F$  be a closed surface with two punctures  $p$  and  $q$ . Suppose that  $C = (f, \rho)$  is a  $\mathbb{CP}^1$ -structure on  $F$  such that*

- the holonomy of  $C$  is elementary and the stabilizer of  $\text{Im } \rho$  (in  $\text{PSL}(2, \mathbb{C})$ ) is non-discrete,
- the degrees of  $f$  around the two punctures are the same.

*Then no puncture of  $F$  maps to  $\Lambda$ .*

*Proof.* By Lemma 8.5, we can assume that  $p$  does not develop to  $\Lambda$ . Let  $C \cong (\tau, L)$  be Thurston parameters of  $C$ ; then by the assumption of the holonomy,  $p$  and  $q$  corresponds to cusps of  $\tau$ . Then, as the degrees at  $p$  and  $q$  agree, the total weights of leaves of  $L$  around the punctures are the same.

Suppose, to the contrary, that a puncture  $q$  develops to a point of  $\Lambda$ . Then  $f$  takes all lifts of  $q$  to the same point of  $\Lambda$ ; Otherwise, as  $\Lambda$  has cardinality two,  $\text{Im } \rho$  contains hyperbolic elements and there must be an elliptic element  $\text{Im } \rho$  exchanging the points of  $\Lambda$ ; then the stabilizer of  $\text{Im } \rho$  must be discrete against the hypothesis. Therefore all leave of  $L$  initiating from  $q$  must end at  $p$ . Then for every complementary region  $R$  of  $\tau \setminus L$ , letting  $\tilde{R}$  be the universal cover of  $R$  (in  $\tilde{\tau} = \mathbb{H}^2$ ), at most, one ideal point of  $\tilde{R}$  maps to  $q$  by the pleated surface.

In addition, every leaf of  $L$  initiating from  $p$  must end at  $q$ , as the total weights of  $L$  around  $p$  and  $q$  agree. Then  $f$  must be a covering map onto  $\mathbb{CP}^1$  minus two points corresponding to  $p$  and  $q$ , and therefore  $F$  is a cylinder; this is a contradiction.  $\square$

## 9. PARABOLIC LIMIT

In this section, we assume that  $\rho_\infty(m)$  is parabolic. Then, by Theorem 7.3, for each component  $F$  of  $S \setminus m$ , by taking an appropriate base point  $b_t$  in the thick part of  $C_t$  homotopic  $F$ ,  $(C_t, b_t)$  converges to a  $\mathbb{CP}^1$ -structure  $F_\infty$  on a compact surface with one or two punctures, such that  $F_\infty$  is homeomorphic to  $F$ . Let  $C_\infty$  be the disjoint union of all  $F_\infty$  for all components of  $S \setminus m$ , so that  $C_\infty$  is a  $\mathbb{CP}^1$  on a closed surface with two cusps homeomorphic to  $S \setminus m$ . ( $C_\infty$  is not connected, if  $m$  is separating.)

**Lemma 9.1.** *Suppose that  $\rho_\infty(m)$  is parabolic. Then, for each component  $F$  of  $S \setminus m$ ,  $\rho_\infty(F)$  is non-elementary.*

*Proof.* Let  $(\sigma, \nu)$  be the Thurston parameterization of  $F_\infty$ , where  $\sigma$  is a complete closed hyperbolic with one or two cusps homeomorphic to  $F$  and  $\nu$  is a measured lamination on  $\sigma$ . Clearly, the cusps of  $F_\infty$  correspond to the cusps of  $\sigma$ . Then there is a bi-infinite simple geodesic  $\ell$  properly embedded in  $\sigma$  such that  $\ell$  is a leaf of  $\nu$  or disjoint from  $\nu$  (note that the endpoints of  $\ell$  are at cusps of  $\sigma$ ).

Let  $\beta: \mathbb{H}^2 \rightarrow \mathbb{H}^3$  be the pleated surface given by  $(\sigma, \nu)$ , such that  $\beta$  is equivariant by  $\rho_\infty|_{\pi_1(F)}$ . Then  $\beta(\ell)$  is a biinfinite geodesic in  $\mathbb{H}^3$ , and its endpoints on  $\mathbb{CP}^1$  are the parabolic fixed points of different peripheral elements of  $\pi_1(F)$ . Then, as they do not commute, those parabolic elements generate a non-elementary subgroup of  $\mathrm{PSL}(2, \mathbb{C})$ , which is contained in  $\rho_\infty(F)$ .  $\square$

Proposition 5.2 implies:

**Lemma 9.2.** *Let  $C = (f, \rho)$  be a  $\mathbb{CP}^1$ -structure on a closed surface with finitely many punctures, denoted by  $F$ , such that the holonomy around each puncture is parabolic. Then the developing map  $f: \tilde{F} \rightarrow \mathbb{CP}^1$  extends continuously to the lift of punctures so that they map to their corresponding parabolic fixed points.*

For every  $\epsilon > 0$  is the  $\epsilon$ -thick part of  $C_t$  converges to the  $\epsilon$ -thick part of  $C_\infty$ . By Theorem 5.7, Hence

**Theorem 9.3.** *Suppose  $\rho_\infty(m)$  is parabolic. Then there is a neighborhood  $N$  of  $m$  such that  $f_t|_{\tilde{S} \setminus \phi^{-1}(N)}$  converges to a  $\rho_\infty$ -equivariant continuous map  $f_\infty: \tilde{S} \setminus \phi^{-1}(N) \rightarrow \mathbb{CP}^1$ , such that  $C_\infty$ , such that each boundary component of  $\tilde{S} \setminus \phi^{-1}N$  maps to its corresponding parabolic fixed point.*

**Lemma 9.4.** *Suppose that the cusps of  $C_\infty$  are uniformizable. For sufficiently large  $t > 0$ ,  $\rho_t(m)$  is hyperbolic.*

*Proof.* We show that  $\rho_\infty(m)$  can not be the identity  $I$ , or a parabolic or elliptic element.

First suppose, to the contrary, that, there is a diverging sequence  $t_1 < t_2 < \dots$  such that  $\rho_{t_i}(m) = I$ . Then, there is a round cylinder  $A_{t_i}$  in  $E_{t_i}$  homotopic to  $m$  such that  $\mathrm{Mod} A_{t_i} \rightarrow \infty$ . Therefore, as the holonomy of each component is non-elementary by Lemma 9.1, there is a component  $P$  of  $S \setminus m$ , such that  $\rho_{t_i}|_P$  diverges to infinity, possibly, up to a subsequence, which contradicts the hypothesis.

Suppose that  $\rho_t(m)$  is parabolic for sufficiently large  $t > 0$ . There is a  $\mathbb{CP}^1$ -surface with punctures,  $C'_t$ , homeomorphic to  $S \setminus m$  such that the holonomy of  $C'_t$  is  $\rho_t|_{S \setminus m}$ . Then  $C_t$  is obtained by removing cusp horodisk neighborhoods  $N_t$  of  $C'_t$  and glue them together.

Next Suppose there is a diverging sequence  $t_1 < t_2 < \dots$  such that  $\rho_{t_i}(m)$  is parabolic. Then,  $C'_{t_i}$  converges to  $C_\infty$  uniformly on compacts.

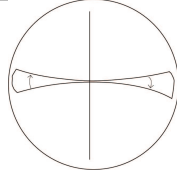


FIGURE 8.

Therefore, for each  $i = 1, 2, \dots$ , there is a Euclidean cylinder  $A_{t_i}$  in  $E_{t_i}$  with geodesic boundary such that  $A_{t_i}$  is homotopic to  $m$  and  $\text{Mod } A_{t_i} \rightarrow \infty$  as  $i \rightarrow \infty$ . As the holonomy of each component  $C_\infty$  is non-elementary, the holonomy of  $C_{t_i}$  must diverge to  $\infty$ , which contradicts our hypothesis.

Suppose that  $\rho_t(m)$  is elliptic. As the cusp of  $C_\infty$  are uniformizable, the development of a universal cover of the neck contains no fixed point of  $\rho_t(m)$ .  $\square$

**Theorem 9.5.** *Suppose that  $\rho_\infty(m)$  is parabolic. Then, up to an isotopy of  $S$  in  $t$ ,  $\beta_t \circ \tilde{\kappa}_t: \tilde{S} \rightarrow \mathbb{H}^3$  converges to a  $\rho_\infty$ -equivariant continuous map  $\alpha: \tilde{S} \rightarrow \mathbb{H}^3 \cup \mathbb{CP}^1$  such that*

- $\alpha^{-1}(\mathbb{CP}^1)$  covers the loop  $m$  by the universal covering map  $\phi: \tilde{S} \rightarrow S$ , and
- for each component  $P$  of  $\tilde{S} \setminus \phi^{-1}(m)$ ,  $\beta_t \circ \tilde{\kappa}_t|_P$  converges to the pleated surface for the component of  $C_\infty$  corresponding to  $P$ .

*Proof.* The second assertion holds immediately from Theorem 9.3.

The axis  $a_t$  of  $\rho_t(m)$  converges to the parabolic fixed point of  $\rho_\infty(m)$ . Let  $D_t$  be a continuous path of subsets in  $\mathbb{H}^3$  converging to a horodisk centered at the parabolic fixed point, such that, if  $\rho_t(m)$  is hyperbolic, it is a neighborhood of the axis  $a_t$  of  $\rho_t(m)$  bounded by the surface equidistant from  $a_t$  and, if  $\rho_t(m)$  is parabolic, then  $D_t$  is a horodisk centered at the parabolic fixed point of  $\rho_t(m)$ .

For sufficiently large  $t > 0$ , let  $N_{t,\delta}$  be the  $\delta$ -thin part of  $\tau_{t,\delta}$  homotopic to  $m$ , and let  $\tilde{N}_{t,\delta}$  be the lift of  $N_{t,\delta}$  to  $\tilde{\tau} \cong \mathbb{H}^2$ . For every horoball  $D$  centered at the parabolic fixed point of  $\rho_\infty(m)$  and a path  $D_{t,\delta} \subset \mathbb{H}^3$  as above, there is  $\delta > 0$  such that the  $\beta_{t,\delta}$ -image of  $N_{t,\delta}$  is eventually contained in  $D_{t,\delta}$ . This implies the first assertion.  $\square$

**Theorem 9.6.** *Suppose that  $\rho_\infty(m)$  is parabolic, and the cusp neighborhoods of  $\mathbb{C}_\infty$  are uniformizable. Then, with an appropriate isotopy of  $S$  in  $t$ ,  $f_t: \tilde{S} \rightarrow \mathbb{CP}^1$  converges to a  $\rho_\infty$ -equivariant continuous map  $\tilde{S} \rightarrow \mathbb{CP}^1$  such that, for some multiloop  $M$  on  $S$ ,*

- $f_\infty$  is a local homeomorphism on  $\tilde{S} \setminus \phi^{-1}(M)$ , and
- $f_\infty$  takes each component of  $\phi^{-1}(M)$  to its corresponding parabolic fixed point.

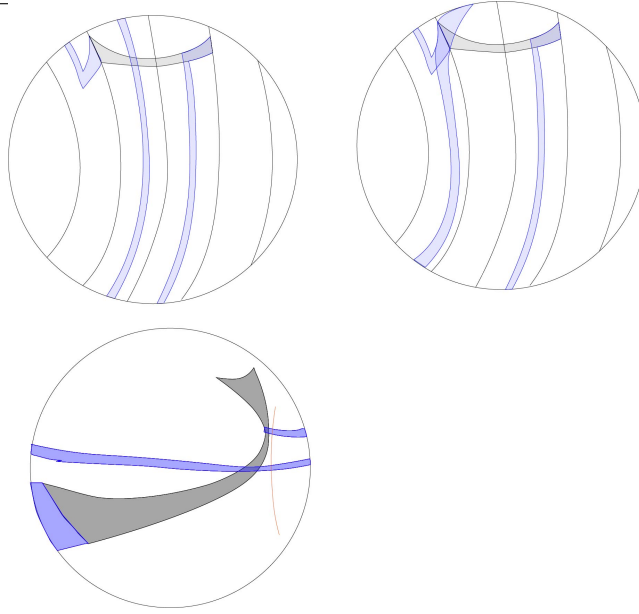


FIGURE 9. How to normalize and isotope the surface

Let  $\gamma_t \in \text{PSL}(2, \mathbb{C})$ ,  $t \geq 0$  be a path of hyperbolic elements such that  $\gamma_t$  converges to a parabolic element in  $\text{PSL}(2, \mathbb{C})$  as  $t \rightarrow \infty$ .

Let  $G_t$  be the one-parameter subgroup of  $\text{PSL}(2, \mathbb{C})$  containing  $\gamma_t$  such that the cyclic group generated by  $\gamma_t$  is asymptotically dense in  $G_t$  with respect to the path metric on  $G_t$  induce by the invariant metric on  $\text{PSL}(2, \mathbb{C})$ .

For each  $t \geq 0$ , let  $\tilde{c}_t: \mathbb{R} \rightarrow \mathbb{CP}^1$  be a non-constant trajectory of  $G_t$ . Then  $\mathbb{CP}^1 \setminus \tilde{c}_t$  is topologically a disk, and it is invariant under  $\text{THE } \langle \gamma_t \rangle \cong \mathbb{Z}$ . Let  $A_t$  be the quotient of  $\mathbb{CP}^1 \setminus \tilde{c}_t$  by the infinite cyclic group  $\langle \gamma_t \rangle$ . Then  $\text{Mod } A_t \rightarrow \infty$  as  $t \rightarrow \infty$ . Notice that  $A_t$  is foliated by loops whose lifts are  $G_t$ -orbits.

Pick a cylinder  $A'_t$  in  $A_t$  bounded by two leaves of the foliation such that, for every  $\epsilon > 0$ , if  $t > 0$  is large enough,  $A'_t$  is contained in the  $\epsilon$ -thin part of  $A_t$ . Let  $A$  be the underlying topological cylinder, and let  $m$  be a loop in the interior of  $A$  homotopy equivalent to  $A$ ; let  $\tilde{A}$  be the universal cover of  $A$ , and  $\tilde{m}$  be the lift of  $m$  to  $\tilde{A}$ .

**Lemma 9.7.** *By taking an appropriate isotopy of  $A$ , the developing map  $d_t: \tilde{A} \rightarrow \mathbb{CP}^1 \setminus \tilde{c}_t$  converges a  $\langle \gamma_\infty \rangle$ -equivariant continuous map  $d_\infty: \tilde{A} \rightarrow \mathbb{CP}^1$  such that*

- $d_\infty$  takes  $\tilde{m}$  to the parabolic fixed point of  $\gamma_\infty$ , and
- $d_\infty$  is a local homeomorphism on  $\tilde{A} \setminus \tilde{m}$ , and  $d_\infty$  yields a  $\mathbb{CP}^1$ -structure on  $A \setminus m$  so that the each component of  $A \setminus m$  has a cusp towards  $m$ .

*Proof.* By continuously conjugating  $\gamma_t$  to  $\omega_t$  by elements of  $\text{PSL}(2, \mathbb{C})$ , such that the axis of  $\omega_t$  is the geodesic connecting 0 and  $\infty$  in  $\mathbb{CP}^1 = \mathbb{C} \cup \{\infty\}$ . We can identify  $\tilde{A}_t$  with a component  $R_t$  of  $\mathbb{C} \setminus \exp^{-1}(c_t)$ . Take a “Z-shaped” fundamental domain of the cylinder  $A_t$  in  $R_t$  (see Figure 10) in the domain  $F_t$  in  $R_t$ , such that

- $F_t$  is the union of two isomeric trapezoid  $T_{1,t}$  and  $T_{2,t}$  and a parallelogram  $P_t$ ,
- there an edges  $e_{1,t}$  of  $T_{1,t}$  contained in  $\exp^{-1}(c_t)$  is identified with an edge  $e_{2,t}$  of  $T_{2,t}$  by  $\exp: \mathbb{C} \rightarrow \mathbb{C}^*$ ,
- for every  $\epsilon > 0$  if  $t > 0$  is sufficiently large, then  $\exp(P_t)$  maps into the  $\epsilon$ -thin part of  $A_t$ .



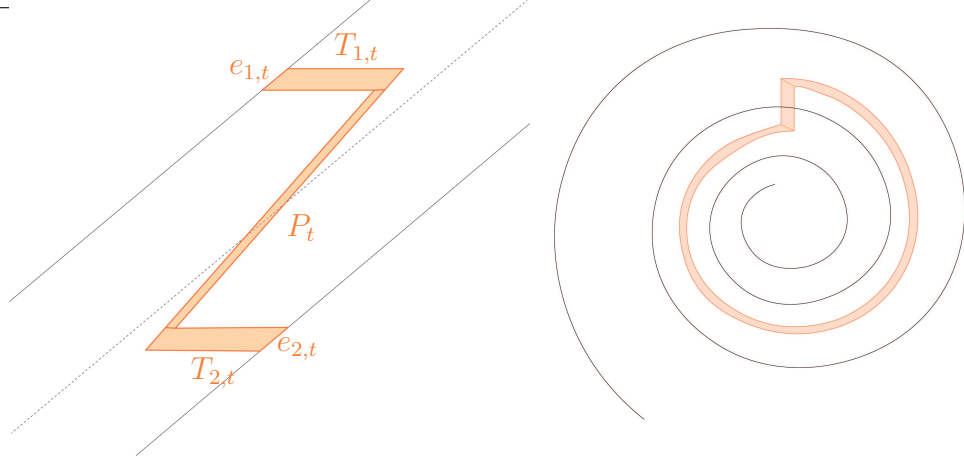
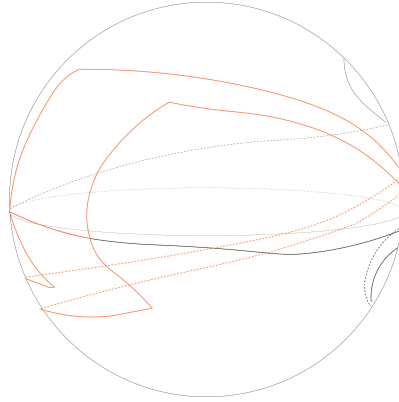
FIGURE 10. Left,  $F_t \subset \mathbb{C}$ . Right, the exp-image of  $F_t$ .

FIGURE 11.

In addition, by the convergence of  $\gamma_t$  to the parabolic element  $\gamma_\infty$ , we may in addition assume that  $\exp e_{1,t}$  and  $\exp e_{2,t}$  are contained in a compact subset of  $\mathbb{CP}^1$  minus the parabolic fixed point of  $\gamma_\infty$  for all  $t \geq 0$ .

Then  $d_t|_{T_1}$  and  $d_t|_{T_2}$  each converge to a fundamental domain of a hyperbolic cusp neighborhood. Then, as  $\exp(P_t)$  is contained in the  $\epsilon$ -part of  $A_t$ , for every neighborhood of the parabolic fixed point of  $\gamma_\infty$ , if  $t \geq 0$  is sufficiently large,  $d_t(P_t)$  is contained in the neighborhood.  $\square$

Let  $\ell_t$  be the leaf of  $A_t$  dividing  $A_t$  into two isomorphic (projective) cylinders. Note that  $\ell_t$  is an admissible loop on  $A_t$ . Let  $B_t = \text{Gr}_{\ell_t}^n(A_t)$  which is a projective structure on a cylinder  $A$  whose holonomy is the isomorphism onto  $\langle \gamma_t \rangle$ . Let  $\phi: \tilde{A} \rightarrow A$  be the universal covering map (by abuse of notation).

**Proposition 9.8.** *There is a multiloop  $M$  on the interior of  $A$  consisting  $n$ -parallel copies of  $m$ , such that, up to an isotopy,  $\text{dev}(B_t): \tilde{A} \rightarrow \mathbb{CP}^1$  converges to a  $\langle \gamma_\infty \rangle$ -equivariant continuous map  $d_\infty: \tilde{A} \rightarrow \mathbb{CP}^1$  such that*

- $d_\infty$  is a local homeomorphism in the complement of  $\phi^{-1}(M)$ , and
- $d_\infty$  yields a  $\mathbb{CP}^1$ -structure  $A_\infty$  on  $A \setminus M$ , and for each component  $F$  of  $A \setminus M$ ,  $F$  is bounded by two loops of  $M$ ,  $A_\infty|_F$  is a biinfinite Euclidean cylinder, and if  $F$  is bounded by a single loop of  $M$ ,  $A_\infty|_F$  has a single hyperbolic cusp neighborhood.

*Proof.* We describe how the fundamental domain of  $A_t$  changes by the grafting. Notice that  $\exp^{-1}(\ell_t)$  divides  $R_t$  into two isometric infinite stripes, and its component  $\tilde{\ell}_t$  intersects  $F_t$  in the parallelogram  $P_t$  in a segment. Then the fundamental domain  $F_t^n$  for  $\text{Gr}_{\ell_t}^n(A_t)$  is obtained by inserting, along  $\tilde{\ell}_t$  a parallelogram  $P'$  with vertical edges of length  $2\pi ns$  in Figure 12 .

Let  $M_t$  be the multiloop obtained from the inverse-image of  $\ell_t$  by  $\text{dev } B_t$ . Then,  $M_t$  the inserted parallelogram  $P'$  are decomposed into  $n$  parallelograms  $P'_1, \dots, P'_n$ , whose vertical edges have length  $2\pi$ . Then, for each  $i = 1, \dots, n$ ,  $P_i$  converges to the fundamental domain of the Euclidean cylinder  $(\mathbb{CP}^1 \setminus \text{Fix}(\rho_\infty))/\langle \gamma_\infty \rangle$  such that the boundary components of  $F_i$  converges to the constant map to the parabolic fixed point of  $\gamma_\infty$ .  $\square$

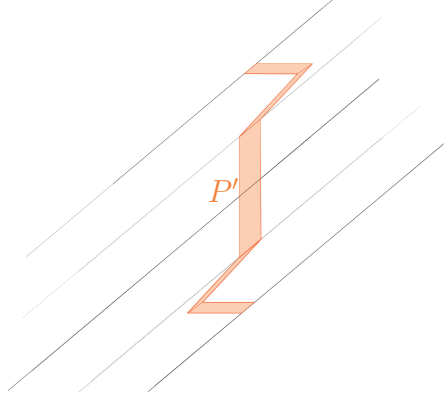


FIGURE 12.  $F_t^1$

*Proof of Theorem 9.6.* By Theorem 9.3, we already know the convergence of the developing map in the every thick part. The convergence of the thin part is given by Proposition 9.8 and Lemma 9.7.  $\square$

**9.1. Convergence in holomorphic quadratic differential in the case of parabolic cusps.** By Theorem 6.1, Corollary 6.2, Theorem 5.7, we have

**Theorem 9.9.** *Suppose that  $\rho_\infty(m)$  is parabolic. Then  $X_t$  converges to nodal Riemann surface  $X_\infty$  such that  $X_\infty$  minus the node is homeomorphic to  $S \setminus m$  and  $q_t$  converges a holomorphic quadratic differential  $q_\infty$  on  $X_\infty$ , so that the punctures are at most a pole of order two.*

## 10. $\rho_\infty(m)$ CAN NOT BE HYPERBOLIC

In this section, we show that  $\rho_\infty(m)$  can not be a hyperbolic element.

**Claim 10.1.** *Suppose, to the contrary, that  $X_t$  is pinched along a loop  $m$  and that  $\rho_\infty(m)$  is hyperbolic. Then*

- (1)  $C_t$  converges to a  $\mathbb{CP}^1$ -structure  $C_\infty$  on a compact surface with two punctures, which is homeomorphic to  $S \setminus m$ , in the sense that, for every  $\epsilon > 0$ , the  $\epsilon$ -thick part of  $C_t$  converges to the  $\epsilon$ -thick part of  $C_\infty$  uniformly, and
- (2)  $\rho_\infty(F)$  is non-elementary for each component  $F$  of  $S \setminus m$ .

*Proof.* (1) is an immediate corollary of Proposition 8.4.

(2) Let  $F_\infty$  be the component of  $C_\infty$  corresponding to  $F$ . Then let  $(\sigma, \nu)$  be the Thurston parametrization of  $F_\infty$ . Note that  $\sigma$  is a hyperbolic surface with geodesic boundary, such that the lengths of the boundary components are the translation

lengths of  $\rho_\infty(m)$  (see the proof of Lemma 5.4). Let  $(\tilde{\sigma}, \tilde{\nu})$  be the universal cover of  $(\sigma, \nu)$  so that  $\tilde{\sigma}$  is a convex subset of  $\mathbb{H}^2$  bounded by geodesics and that  $\tilde{\nu}$  is a  $\pi_1(\sigma)$ -invariant lamination on  $\tilde{\sigma}$ . Let  $\alpha: \tilde{\sigma} \rightarrow \mathbb{H}^3$  be its pleated surface equivariant by the holonomy of  $F_\infty$ .

Let  $\ell$  be a boundary geodesic of  $\tilde{\sigma}$ . Then the endpoints of  $\alpha(\ell)$  are in the limit set  $\Lambda$  of  $\text{Hol } F_\infty$ , as  $\alpha(\ell)$  is the axis of the hyperbolic  $\rho_\infty(m)$ . Every component  $R$  of  $\tilde{\sigma} \setminus \tilde{\nu}$  has at least three ideal points. Then the ideal points of  $\alpha(R)$  are in  $\Lambda$  (see [Bab]). Thus  $\rho_\infty|F$  is non-elementary.  $\square$

**Lemma 10.2.** *For each cusp  $p$  of  $C_\infty$ , there is a neighborhood of  $p$  foliated by isomorphic admissible loops which develop to simple curves on  $\mathbb{CP}^1$  invariant under a one-parameter family in  $\text{PSL}(2, \mathbb{C})$  containing  $\rho_t(m)$ .*

*Proof.* The developing map near a cusp neighborhood is the restriction of the exponential map  $\exp: \mathbb{C} \rightarrow \mathbb{C}^*$ ; moreover, by taking an appropriate neighborhood, one can assume that the restriction is to a half plane bounded by a straight line in  $\mathbb{C}$  invariant under the deck transformation corresponding to  $\rho_t(m)$ .

The foliation of the half plane by straight lines parallel to the boundary yields a desired foliation of the cusp neighborhoods by admissible loops.  $\square$

**Claim 10.3.** *If  $\epsilon > 0$  is sufficiently small, then, for every sufficiently large  $t > 0$ , there is a cylinder  $A_t$  in  $C_t$  homotopy equivalent to  $m$  such that*

- $A_t$  changes continuously in  $t \gg 0$ ;
- $A_t$  is foliated by admissible loops whose developments are invariant under a one-parameter subgroup  $G_t$  in  $\text{PSL}(2, \mathbb{C})$  containing  $\rho_t(m)$ ;
- $A_t$  contains the conformally  $\epsilon$ -thin part of  $C_t$ ;
- $C_t \setminus A_t$  converges to a  $\mathbb{CP}^1$ -structure on  $S \setminus m$  whose boundary components are admissible loops.

*Proof.* Consider the cusp neighborhoods of  $C_\infty$  foliated by admissible loops by Lemma 10.2. By the convergence of Lemma 10.1 and the stability of the admissible loops, for  $t \gg 0$ , there is a cylinder  $A_t$  foliated admissible loops whose developments are invariant under a one-parameter subgroups  $G_t$  in  $\text{PSL}(2, \mathbb{C})$ . Then it is easy to realized other desired properties.  $\square$

By Claim 10.1 (2), the developing map of  $C_t \setminus A_t$  converges uniformly on compact. The developing map of the cylinder  $A_t$  is the immersion into the region bounded by the developments of the two boundary components of  $C_t \setminus A_t$ . Then, because of the convergence of  $C_t \setminus A_t$ ,  $A_t$  must converge and  $C_t$  converge. Thus  $C_t$  converges to a  $\mathbb{CP}^1$ -structure on  $S$ —this contradicts against the divergence of  $C_t$  in the deformation space. Hence  $\rho_\infty(m)$  can not be hyperbolic.

## 11. $\rho_\infty(m)$ CAN NOT BE ELLIPTIC

In this section, we show that  $\rho_\infty(m)$  cannot be elliptic. To show this, we assume, to the contrary, that  $\rho_\infty(m)$  is elliptic and reduce a contradiction against the convergence of  $\rho_t$  as  $t \rightarrow \infty$ . By Proposition 8.4, we have

**Proposition 11.1.** *Suppose that  $\rho_\infty(m)$  is elliptic. Then  $C_t$  converges to a  $\mathbb{CP}^1$ -structure  $C_\infty$  on a compact surface minus two points homeomorphic to  $S \setminus m$ , in the sense that, for every  $\epsilon > 0$ , the  $\epsilon$ -thick part of  $C_t$  converges to the  $\epsilon$ -thick part of  $C_\infty$ .*

**Lemma 11.2.** *For each component component  $F_\infty$  of  $C_\infty$ , the holonomy of  $F_\infty$  is non-elementary.*

*Proof.* Let  $F_\infty$  be a component of  $C_\infty$ . Then let  $(\sigma, \nu)$  be the Thurston parametrization of  $F_\infty$ , and let  $(\tilde{\sigma}, \tilde{\nu})$  be the universal cover of  $(\sigma, \nu)$ . Then the rotation angle of the elliptic element  $\rho_\infty(m)$  is, modulo  $2\pi$ , equal to the total transversal measure, give by  $\nu$ , of the leaves ending at a puncture (Proposition 5.2). Let  $\beta_\infty: \tilde{\sigma} \rightarrow \mathbb{H}^3$  be the equivariant pleated surface. Pick an isolated leaf  $\ell$  of  $\nu$  whose endpoints are at cusps of  $\nu$ . Let  $\tilde{\ell}$  be a leaf of  $\tilde{\nu}$  which is a lift of  $\ell$ . Then its image  $\beta_\infty(\tilde{\ell})$  is a geodesic in  $\mathbb{H}^3$  connecting, and its endpoints are elliptic fixed points of peripheral loops.

As  $F_\infty$  has a negative Euler characteristic, each complimentary region of  $\tilde{\sigma} \setminus \tilde{\nu}$  has at least three ideal points. Those points are the fixed points of some parabolic elements in  $\text{Hol } F_\infty$  or in the limit set of  $\text{Hol } F_\infty$ , and therefore,  $\text{Hol } F_\infty$  is non-elementary.  $\square$

Lemma 11.1 and Lemma 11.2 implies:

**Proposition 11.3.** *If  $\epsilon > 0$  is sufficiently small, then for every sufficiently large  $t > 0$ , there is a cylinder  $A_t$  in  $C_t$  homotopy equivalent to  $m$  such that*

- $A_t$  changes continuously in  $t$ ;
- $A_t$  is foliated by loops whose developments are invariant under a one-dimensional subgroup  $G_t$  of  $\text{PSL}(2, \mathbb{C})$  containing  $\rho_t(m)$ , and  $G_t$  converges to a one-dimensional subgroup  $G_\infty$  of  $\text{PSL}(2, \mathbb{C})$  containing  $\rho_\infty(m)$ ;
- $A_t$  contains the conformally  $\epsilon$ -thin part of  $C_t$  homotopic to  $m$ ;
- $C_t \setminus A_t$  converges to a  $\mathbb{CP}^1$ -structure on  $S \setminus m$  such that the boundary components covers round circles on  $\mathbb{CP}^1$ .

**Proposition 11.4.** *Suppose that  $\rho_\infty(m)$  is parabolic. Then  $C_t$  converges to a  $\mathbb{CP}^1$ -structure on  $S$ , which yields a desired contradiction.*

*Proof.* Fix sufficiently small  $\epsilon > 0$ , and let  $A_t$  be a cylinder given by Proposition 11.3. Let  $\phi_t: \tilde{C}_t \rightarrow C_t$  be the universal covering map. Then the developing map of  $\tilde{C}_t \setminus \phi_t^{-1}(A_t)$  converges uniformly on compacts. Let  $\tilde{A}_t$  be a component of  $\phi^{-1}(A_t)$  which changes continuously in  $t$ . Then  $f_t$  converges on the boundary components of  $\tilde{A}_t$  and thus  $A_t$  must converge (up to isotopy). Therefore  $C_t$  converges to a  $\mathbb{CP}^1$ -structure on  $S$ , which is a contradiction.  $\square$

## 12. LIMIT WHEN $\rho_\infty(m) = I$ .

**Definition 12.1.** *Given an element  $\gamma \in \text{PSL}(2, \mathbb{C}) \setminus \{I\}$ , the axis of  $\gamma$ , denoted by  $\text{Axis}(\gamma)$ , is the convex hull of the fixed points in  $\mathbb{CP}^1$ :*

- if  $\gamma$  is hyperbolic or elliptic,  $\text{Axis}(\gamma)$  is a geodesic plus its endpoints, and
- if  $\gamma$  is parabolic,  $\text{Axis}(\gamma)$  is a single point on  $\mathbb{CP}^1$ .

*A ideal points of  $\text{Axis}(\gamma)$  is a point in  $\mathbb{CP}^1 \cap \text{Axis}(\gamma)$ .*

Let  $A$  be a regular neighborhood of  $m$  on  $S$ , which is an annulus. Let  $(\tau_t, L_t)$  be Thurston parameters of  $C_t$ . Let  $\beta_t: \mathbb{H}^2 \rightarrow \mathbb{H}^3$  be its associated pleated surface which is  $\rho_t$ -equivariant. Let  $\kappa_t: C \rightarrow \tau$  be the collapsing map, and  $\tilde{\kappa}_t: \tilde{C} \rightarrow \mathbb{H}^2$  denote the lift of  $\kappa$  to the map between their universal covers.

**Theorem 12.2.** *Suppose that  $\rho_\infty(m) = I$ . Then the following holds:*

- (1)  $\rho_t(m) \neq I$  for sufficiently large  $t > 0$ .
- (2) The twisting parameter (in  $\mathbb{R}$ ) along  $m$  diverges to either  $\infty$  or to  $-\infty$ .
- (3) For every diverging sequence  $0 < t_1 < t_2 < \dots$ , there is a subsequence such that
  - (a) the axis  $a_{t_i}$  converges to a point on  $\mathbb{CP}^1$  or a geodesic in  $\mathbb{H}^3$ , denoted by  $a_\infty$ ;

- (b) there is a  $\mathbb{CP}^1$ -structure in  $P(S \setminus m)$  such that, for every  $\epsilon > 0$ , the  $\epsilon$ -thick part of  $C_{t_i}$  converges to the  $\epsilon$ -thick part of  $C_\infty$  uniformly;
- (c) up to an isotopy of  $S$ , the restriction of  $f_{t_i}$  to  $\tilde{S} \setminus \phi^{-1}(A)$  converges to a  $\rho_\infty$ -equivariant continuous map  $f_\infty: \tilde{S} \setminus \phi^{-1}(A) \rightarrow \mathbb{CP}^1$  as  $t_i \rightarrow \infty$  such that, for each component  $\tilde{A}$  of  $\phi^{-1}(A)$ , its boundary components map onto the ideal points of  $a_\infty$ .
- (4) the pleated surface  $\tilde{\kappa}_{t_i} \circ \beta_{t_i}: \tilde{S} \rightarrow \mathbb{H}^3$  converges to a  $\rho_\infty$ -equivariant continuous map  $\tilde{S} \rightarrow \mathbb{H}^3 \cup \mathbb{CP}^1$ , up to an isotopy of  $S$ .

Notice that, in (3c), if  $a_\infty$  is a geodesic, then the different boundary components of  $\tilde{A}$  map to the different end points of  $a_\infty$ .

We will prove (4) in the next section §12.0.1. In this section, we will prove the other assertions: (1) will be proved in Lemma 12.8; (2) will be proved in Lemma 12.9; (3c) will be proved in Proposition 12.12. The proof of (3b) is similar to the proof of Proposition 8.4.

Let  $C_\infty \cong (\sigma_\infty, \nu_\infty)$  denote the Thurston parameterization, where  $\sigma_\infty$  be a hyperbolic structure in the Teichmüller space  $T(S \setminus m)$  and  $\nu_\infty$  be a measured lamination on  $\sigma_\infty$ . Then  $\sigma_\infty$  has two cusps, and, at each cusp  $c$  of  $\sigma_\infty$ , there are only finitely many leaves of  $\nu_\infty$  ending at  $c$  and, as  $\rho_\infty(m) = I$ , the total weight of those leaves is a  $2\pi$ -multiple.

**Lemma 12.3.** *If  $\nu_\infty$  contains an irrational sublamination, then the holonomy of  $C_\infty$  is non-elementary.*

*Proof.* Suppose that  $\nu_\infty$  contains an irrational sublamination. Then there is a minimal irrational sublamination  $N$  of  $L$ , so that every leaf of  $N$  is dense in  $N$ . Let  $F$  be a (topologically) smallest subsurface of  $S$  containing  $N$ , such that  $F \subset N$  is a  $\pi_1$ -injective. Let  $\ell$  be a geodesic loop in  $\sigma_\infty$  which is a good approximation of  $N$ . Let  $\beta_\infty: \mathbb{H}^2 \rightarrow \mathbb{H}^3$  be the equivariant pleated surface corresponding to  $(\sigma_\infty, \nu_\infty)$ . Then, for each component  $R$  of  $F \setminus \ell$ , the restriction of  $\beta_\infty$  to  $R$  is a quasi-isometric embedding ([Bab10]). Thus  $\rho_\infty|_{\pi_1 R}$  is non-elementary, which immediately implies the lemma.  $\square$

Using the assumption that  $C_t$  is pinched along a single loop (not a multiloop), we prove the following:

**Proposition 12.4.** *For each component  $F$  of  $S \setminus m$ , the holonomy of  $\rho_\infty|_{\pi_1 F}$  is a non-trivial representation.*

*Proof.* If  $\nu_\infty$  contains an irrational lamination, by Lemma 12.3,  $\rho_\infty$  is non-elementary. Then we can assume, without loss of generality, that  $\nu_\infty$  contains only isolated leaves, and  $\nu_\infty$  divides  $\sigma_\infty$  into ideal polygons.

As each component of  $\sigma_\infty$  has one or two cusps, there is a leaf  $\ell$  of  $\nu_\infty$  whose endpoints are at a single cusp  $c$  of  $\sigma_\infty$ . Let  $D$  be a small horodisk neighborhood  $D$  of  $c$ . Then  $\ell \setminus D$  is a long geodesic segment, and by connecting its endpoints by a horocyclic arc in  $\partial D$ , we obtained a simple loop  $\gamma$  which is a good approximation of  $\ell$ .

Notice that  $\beta_\infty(\ell)$  is a (biinfinite) geodesic in  $\mathbb{H}^3$ . Then the holonomy along  $\gamma$  takes one endpoint of  $\beta_\infty(\ell)$  to the other, and thus  $\rho_\infty(\gamma) \neq I$ .  $\square$

**Lemma 12.5.** *Let  $G$  be a non-trivial subgroup of  $\mathrm{PSL}(2, \mathbb{C})$ . Consider the (pointwise) stabilizer of  $G$  by conjugation by  $\mathrm{PSL}(2, \mathbb{C})$ . Suppose that the stabilizer is continuous. Then there is a set  $\Lambda$  of one or two points of  $\mathbb{CP}^1$  fixed pointwise by the action of  $G$ , and the conjugation by  $\mathrm{PSL}(2, \mathbb{C})$ .*

*Proof.* Suppose that  $G$  has a continuous stabilizer. Then, clearly,  $G$  is an elementary subgroup of  $\mathrm{PSL}(2, \mathbb{C})$ . First suppose, in addition, that  $G$  contains a hyperbolic element  $h$ . Then no element in  $G$  exchanges the fixed points of  $h$ , as otherwise the stabilizer can not be continuous. Therefore  $\Lambda$  is the fixed point set of  $h$ , and all elements in  $G \setminus \{I\}$  must be hyperbolic or elliptic elements with the same axis.

Next suppose that  $G$  contains a parabolic element  $p$ . Then there is no elliptic element or hyperbolic element in  $G$ , as otherwise the stabilizer can not be continuous. Then  $\Lambda$  must be the single fixed point of  $p$ , and all  $G \setminus \{I\}$  are all parabolic elements with the same fixed point.

Suppose that  $G$  contains an elliptic element  $e$  and contains no hyperbolic element. Then, similarly,  $\Lambda$  must be the fixed point set of  $e$ , and  $G$  contains no parabolic element. Moreover  $G \setminus \{I\}$  are all elliptic elements with a common axis. Then  $\Lambda$  is the set of the two endpoints of the axis.  $\square$

Given a  $\mathbb{CP}^1$ -surface with a puncture such that the holonomy around the puncture is trivial, its developing map continuously extends to the puncture, so that it is a branched covering map near the puncture.

**Lemma 12.6.** *Let  $F$  be a compact surface minus finitely many points, such that the Euler characteristic of  $F$  is negative. Let  $(f, \rho)$  be a developing pair of a  $\mathbb{CP}^1$ -structure  $C$  on  $F$  such that*

- $\rho: \pi_1(F) \rightarrow \mathrm{PSL}(2, \mathbb{C})$  is not the trivial representation,
- the holonomy around each puncture is trivial, and
- the stabilizer of  $\mathrm{Im} \rho$  in  $\mathrm{PSL}(2, \mathbb{C})$  is continuous; thus let  $\Lambda \subset \mathbb{CP}^1$  be the one or two-point set in Lemma 12.5.

*Then there is a puncture  $p$  of  $F$  such that  $f(p)$  is not a point of  $\Lambda$ .*

*Proof.* Notice that  $\mathbb{CP}^1$  minus  $\Lambda$  admits a complete Euclidean metric invariant under  $\mathrm{Im} \rho$  (unique up to scaling). Thus, if  $f$  takes all punctures of  $F$  into  $\Lambda$ , then  $F$  minus finitely many points admits a complete Euclidean metric. This is a contraction as the Euler characteristic of  $F$  is negative.  $\square$

**Proposition 12.7.** *Let  $F$  be a compact connected surface with two punctures, such that the Euler characteristic of  $F$  is negative. Let  $C = (f, \rho)$  be a  $\mathbb{CP}^1$ -structure on  $F$ , such that*

- $\mathrm{Im} \rho$  has a continuous stabilizer in  $\mathrm{PSL}(2, \mathbb{C})$ ;
- the holonomy around punctures are trivial;
- the degrees around the two punctures are the same.

*Then neither puncture of  $C$  maps to a point of  $\Lambda$  by  $f$ , where  $\Lambda$  is as in Lemma 12.5.*

*Proof.* By Lemma 12.6, at least one puncture  $q$  must develop to a point in the complement of  $\Lambda$ . Suppose, to the contrary, that there is a puncture  $p$  of  $C$  which develops to a point in  $\Lambda$ .

Let  $(\tau, L)$  be Thurston parameters of  $C$ . As  $\rho$  is elementary, by Lemma 12.3,  $L$  consists of isolated leaves. By the third condition, the total weights of leaves of  $L$  ending  $p$  and  $q$  are the same  $2\pi$ -multiple; let  $2\pi d$  denote the total weights, where  $d$  is the degree. As  $\mathrm{Im} \rho$  has a continuous stabilizer and  $f(p)$  must be preserved by  $\mathrm{Im} \rho$ . Thus every leaf of  $L$  starting from  $p$  must end at  $q$ . Thus, as the total weights agree, every leaf of  $L$  must connect  $p$  and  $q$ .

Let  $R$  be a component of  $\tau \setminus L$ , and let  $\tilde{R}$  be a lift of  $R$  to the universal cover  $\tilde{\tau} \cong \mathbb{H}^2$ . Then  $\beta: \mathbb{H}^2 \rightarrow \mathbb{H}^3$  isometrically embeds  $\tilde{R}$  into a totally geodesic hyperbolic plane, which has at least three vertices. As all lifts of  $p$  to the ideal boundary of  $\tilde{S}$

map to the single point in  $\Lambda_j$ , there is exactly one point of  $\tilde{R}$  corresponding to  $p$ . Then there must be an edge of  $\tilde{R}$  connecting different lifts of  $q$ . This is a contradiction. 12.7

Let  $\tilde{m}$  be a lift of  $m$  to  $\tilde{S}$ . Let  $Q$  and  $R$  be the adjacent components of  $\tilde{S} \setminus \phi^{-1}(m)$  along  $\tilde{m}$ . Let  $\text{Stab } Q$  and  $\text{Stab } R$  denote the stabilizers, in  $\pi_1(S)$ , of  $Q$  and  $R$ . We first prove (1) in Theorem 12.2.

**Lemma 12.8.** *For sufficiently large  $t > 0$ ,  $\rho_t(m) \neq I$ .*

*Proof.* Suppose, to the contrary, that there is a diverging sequence  $0 \leq t_1 < t_2 < \dots$  such that  $\rho_{t_i}(m) = I$ . We may, in addition, assume that  $C_{t_i}$  converges to  $C_\infty$  as  $i \rightarrow \infty$  uniformly on compact as  $i \rightarrow \infty$ . Then, as  $\rho_{t_i}(m) = I$  and  $C_t$  is pinched along  $m$ , for  $i \gg 0$ , there is a cylinder  $A_i$  in  $C_{t_i}$  homotopic to  $m$  such that

- $A_i$  is bounded by round cylinders,
- $\text{Mod } A_i \rightarrow \infty$ , and
- $C_i \setminus A_i$  converges to  $C_\infty$  minus cusp neighborhoods bounded by round circles.

Then, by Proposition 12.7, Lemma 12.6, and Proposition 12.4, either  $\rho_{t_i}|_{\text{Stab } R}$  or  $\rho_{t_i}|_{\text{Stab } Q}$  must diverge to  $\infty$  in the  $\text{PSL}(2, \mathbb{C})$ -character variety. This is a contradiction against the convergence of  $\rho_t$ . □

**Lemma 12.9.** *The Fenchel-Nielsen twist coordinate along  $m$  must diverge to  $\infty$  or  $-\infty$  as  $t \rightarrow \infty$ .*

*Proof.* The proof is similar to that of Lemma 12.8. □

Then, for each  $t > 0$ , let  $\iota_t$  be some power of the Dehn twist of  $S$  along  $m$  such that the twist coordinated of  $\iota_t C_t$  along  $m$  is bounded from above and below uniformly in  $t > 0$ . Then, by Lemma 12.9, the power must diverge to either  $\infty$  or  $-\infty$  as  $t \rightarrow \infty$ .

There is a sequence  $0 \leq t_1 < t_2 < \dots$  such that  $C_{t_i} \rightarrow C_\infty$  as  $i \rightarrow \infty$  uniformly on compact. Let  $F$  be a component of  $S \setminus m$ . Let  $\tilde{F}$  be the universal cover of  $F$ .

First suppose that  $\rho_\infty|_F$  has a discrete stabilizer (in  $\text{PSL}(2, \mathbb{C})$ ). Let  $F_\infty$  be a component of  $C_\infty$  which corresponds to  $F$ . Then  $\text{dev } F_\infty$  is the limit of  $f_{t_i}|_{\tilde{F}}$ , so that  $\lim_{i \rightarrow \infty} f_{t_i}$  takes each boundary components of  $\tilde{F}$  to a single point corresponding to a cusp of  $C_\infty$ .

Pick a fundamental domain  $D_i$  in  $\tilde{F}$  with an arc  $s_i$  on  $\partial D_i$  such that  $s_i$  descends to a loop  $m_i$  on  $C_{t_i}$  in an  $\epsilon_i$ -thin part of  $C_{t_i}$  with  $\epsilon_i \searrow 0$  as  $i \rightarrow \infty$  and the development of  $m_i$  is invariant under a one-dimensional subgroup  $G_i$  of  $\text{PSL}(2, \mathbb{C})$  containing  $\rho_i(m)$ . As  $\rho_{t_i}(m) \rightarrow I$ , the image of  $s_i$  is getting more and more like a round circle  $c_i$  as  $i \rightarrow \infty$ .

Next suppose that  $\rho_\infty(F)$  has a continuous stabilizer. Then  $\rho_\infty(F)$  is elementary, and the restriction of  $f_{t_i}$  to  $\tilde{F}$  may not converges to a local homeomorphism, even, up to a subsequence. Nonetheless, as  $C_t$  accumulates to a bounded subset of  $\mathcal{P}(S \setminus m)$ , we can certainly normalize it in a nice way:

**Lemma 12.10.** *Suppose that there is no subsequence of  $t_i$  such that  $f_{t_i}|_{\tilde{F}}$  converges to a developing map of  $F_\infty$ . Then there is a sequence  $\gamma_i$  of  $\text{PSL}(2, \mathbb{C})$  such that, up to a subsequence,  $\gamma_i(f_{t_i}|_{\tilde{F}}, \rho_{t_i}|_F)$  converges to a developing pair  $(h_\infty, \zeta_\infty)$  of  $F_\infty$ .*

**Proposition 12.11.** *Suppose that there is no subsequence such that  $f_{t_i}|_{\tilde{F}}$  converges to a developing map of  $F_\infty$ . Then  $f_{t_i}|_{\tilde{F}}$  converges to a  $\rho_\infty|_F$ -equivariant continuous map  $f_{F, \infty}: \tilde{F} \rightarrow \mathbb{CP}^1$  uniformly on compacts, such that each boundary component of  $\tilde{F}$*

maps to a single point. Moreover, it is either a constant map to a fixed point of  $\rho_\infty|_F$  or there are open disks  $D_1, \dots, D_n$  on  $F$  such that  $f_{F,\infty}$  takes  $\tilde{F} \setminus \phi^{-1}(D_1 \sqcup \dots \sqcup D_n)$  to a fixed point  $p$  of  $\rho_\infty(F)$  and each lift  $\tilde{D}_i$  to  $\mathbb{CP}^1 \setminus \{p\}$  for all  $i = 1, \dots, n$ .

*Proof.* Let  $\gamma_i \in \mathrm{PSL}(2, \mathbb{C})$  be the sequence obtained by Lemma 12.10.

First suppose that  $\rho_\infty(F)$  is loxodromic or elliptic. Then let  $\ell$  be the axis of  $\rho_\infty(m)$ . Then  $\gamma_i$  will be a hyperbolic element for sufficiently large  $i$ , and, as  $i \rightarrow \infty$ , the translation length of  $\gamma_i$  diverges to infinity and  $\mathrm{Axis}(\gamma_i)$  converges to  $\ell$ . Let  $p$  be the limit of the repelling fixed point of  $\gamma_i$ , and let  $q$  be the limit of the attracting fixed point of  $\gamma_i$ , so that  $\{p, q\}$  are the endpoints of  $\ell$ .

Take a connected fundamental domain  $Q$  in  $\tilde{F}$  so that the  $h_\infty(\partial Q) \cap \{p, q\} = \emptyset$ . Suppose that  $h_\infty(Q)$  is disjoint from  $q$ . Then, letting  $f_i = f_{t_i}$ , the restriction  $f_i|_Q$  converges to the constant map to  $p$  uniformly, as  $i \rightarrow \infty$ , and thus  $f_i: \tilde{F} \rightarrow \mathbb{CP}^1$  converges to the constant map to  $p$  uniformly on compact. Suppose that  $h_\infty(Q) \cap \{q\} \neq \emptyset$ . Then there are finitely many points of  $h_\infty^{-1}(q)$  in the interior of  $Q$ . Pick disjoint open disk neighborhood of the points in  $h_\infty^{-1}(q)$  in  $Q$ , and let  $D_1, \dots, D_n$  be their disjoint images on  $F$ . Then, up to an isotopy of  $F$ , the restriction of  $f_i$  to  $\tilde{F} \setminus \phi^{-1}(D_1 \sqcup \dots \sqcup D_n)$  converges to the constant map to  $p$  uniformly on compact and for each lift  $\tilde{D}_i$  of  $D_i$  to  $\tilde{F}$ ,  $f_i|_{\tilde{D}_i}$  converges to a homeomorphism to  $\mathbb{CP}^1 \setminus \{p\}$ , as desired. By Lemma 8.5 and Proposition 8.6, the boundary components of  $\tilde{F}$  all map to  $p$ .

Next suppose that  $\rho_\infty(F)$  is parabolic. Let  $p$  be the parabolic fixed point of  $\rho_\infty(F)$ . Then then  $\mathrm{Axis} \gamma_i$  converges to  $p$  as  $i \rightarrow \infty$ . By normalizing  $\mathbb{CP}^1$  appropriately, we may assume that  $\gamma_i$  is asymptotically in the form of  $\begin{bmatrix} 1 & c_i \\ 0 & 1 \end{bmatrix}$  and  $\|c_i\| \rightarrow \infty$ . Then up to a subsequence, we may in addition assume that  $\arg c_i$  converges as well. Then, similarly, pick a fundamental domain  $Q$  so that  $h_\infty(\partial Q)$  does not intersect  $p$ . Suppose that there is no point of  $Q$  maps to  $p$  by  $h_\infty$ . Then  $f_i|_{\tilde{F}}$  converges to a constant map to  $p$  uniformly on compact.

Otherwise there are finitely many points  $z_1, z_2, \dots, z_n$  of the interior of  $Q$ , which map to  $p$ . Normalize  $\mathbb{CP}^1 = \mathbb{C} \cup \{\infty\}$  so that  $p = \infty$ . Then consider a half plane  $H$  of  $\mathbb{C}$  (bounded to by a straight line) such that  $\partial H$  is asymptotically orthogonal to  $c_i$  (regarded as a vector) but not containing  $c_i$  (as a point) for sufficiently large  $i$ , so that the translation of  $H$  by  $c_i$  will fill the complex plane  $\mathbb{C}$  as  $i \rightarrow \infty$ . Then, for each point  $z_j$  in  $Q$  mapping to  $p$ , takes a sufficiently small round ball such that its boundary contain  $z_j$  and its  $h$ -image is the half plane  $H$ . Then, take disjoint open disks  $D_1, \dots, D_n$  on  $F$  which lift to those open balls in  $Q$ , we can show the desired convergence.

Last suppose that  $\rho_\infty(F)$  is the trivial representation. Then the limit of  $\zeta_\infty$  is a parabolic representation. Let  $p$  be the parabolic fixed point of  $\zeta_\infty$ . Pick a connected fundamental domain  $Q$  in  $\tilde{F}$  so that  $h^{-1}(p)$  is disjoint from  $\partial Q$ . Then, let  $n$  be the cardinality of the preimage  $f_\infty^{-1}(p)$ . Suppose in addition that no point of  $Q$  maps to  $p$ . Then, up to a subsequence,  $f_i|_{\tilde{F}}$  converges to a point on  $\mathbb{CP}^1$  uniformly on compact. Suppose there are (finitely many) points of  $Q$  maps to  $p$ . Then, similarly to the case of hyperbolic and elliptic element, take disjoint open ball neighborhoods of those points, let  $D_1, D_2 \dots D_n$  be disjoint disks on  $F$  which lift to those open balls. Then the desired convergence follows similarly.  $\square$

By Proposition 12.11, the restriction of  $f_i$  to  $\tilde{S} \setminus \phi^{-1}(A)$  converges to a  $\rho_\infty$ -equivariant map  $f_\infty: \tilde{S} \setminus \phi^{-1}(A) \rightarrow \mathbb{CP}^1$  (3c).



**Proposition 12.12.** *For each component  $\tilde{A}$  of  $\phi^{-1}(A)$ , let  $\gamma \in \pi_1(S)$  be the representative of  $m$  preserving  $\tilde{A}$ . Then, by taking a subsequence so that  $\text{Axis}(\rho_{t_i}\gamma) =: a_i$  converges to a subset  $a_\infty \in \mathbb{H}^3 \cup \mathbb{CP}^1$  which is either a point on  $\mathbb{CP}^1$  or a geodesic in  $\mathbb{H}^3$ , then  $f_\infty$  takes the boundary components of  $\tilde{A}$  onto the ideal points of  $a_\infty$ .*

*Proof.* By Lemma 12.8,  $\rho_{t_i}(m) \neq I$  for sufficiently large  $i \in \mathbb{Z}_{>0}$ . Then, by taking a subsequence, we may in addition assume that  $\rho_{t_i}(\gamma)$  converges tangentially to  $I$ , so that the convergent direction corresponds to a unite tangent vector of  $\text{PSL}(2, \mathbb{C})$  at  $I$ . We let  $G_i$  denote the one-parameter subgroup of  $\text{PSL}(2, \mathbb{C})$  which contains  $\rho_{t_i}(\gamma)$ , such that the cyclic group generated by  $\rho_{t_i}(\gamma)$  is asymptotically dense in  $G_i$  with respect to the intrinsic metric on  $G_i$  induced by the invariant metric on  $\text{PSL}(2, \mathbb{C})$ . Then the trajectories of  $G_i$  yields a unique foliation of  $\mathbb{H}^3$ , if  $\rho_{t_i}(\gamma)$  is elliptic, of  $\mathbb{H}^3 \setminus a_i$  (Figure 14). We have chosen a subsequence  $t_i$  so that the axis  $a_i$  converges to a closed subset  $a_\infty$  of  $\overline{\mathbb{H}^3}$  and  $C_{t_i} \rightarrow C_\infty$  uniformly on every thick part. Let  $P, Q$  be the components of  $\tilde{S} \setminus \phi^{-1}(N)$  adjacent across  $\tilde{N}$ .

**Claim 12.13.** *Let  $\ell$  be the common boundary component of  $P$  and  $\tilde{N}$ . Suppose, to the contrary, that  $\lim f_{t_i}(\ell)$  is not a point of the limit axis  $a_\infty$ . Then  $\rho_{t_i}|_Q$  diverges to  $\infty$  in  $\chi$ .*

*Proof.* Let  $\iota_i$  be some power of the Dehn twist of  $S$  along  $m$  so that the Fenchel-Nielsen twist parameter of  $\iota_i X_{t_i}$  along  $m$  is bounded from above and below uniformly in  $i$ .

Let  $q$  be the common boundary component of  $\tilde{N}$  and  $Q$ . Then there is  $\gamma \in \pi_1 S$  belonging to  $\text{Stab } Q$  such that  $\rho_\infty(\gamma)$  is not the identity matrix. We may in addition assume the axis of  $\rho_i(\iota_i \cdot \gamma)$  converges to the point  $f_{F,\infty}(\ell)$  on  $\mathbb{CP}^1$  (if  $\rho_\infty(\text{Stab } Q)$  is elementary, use Lemma 12.6 and Proposition 12.7). By the tangential convergence of  $\rho_i(m) \rightarrow I$ , the  $G_i$ -invariant foliation of  $\mathbb{H}^3$  by  $\mathcal{F}_i$  converges to a foliation of  $\mathcal{F}_\infty$  of  $\mathbb{H}^3$ . As  $f(\ell)$  is not the ideal point of  $a_\infty$ ,  $\text{Axis}(\cdot \rho_i(\iota_i \gamma))$  be eventually disjoint from every compact subset in the space of the leaves of  $\mathcal{F}_\infty$ . Therefore,  $a_i$  has the same property and  $\rho_i(\gamma)$  must diverge to  $\infty$  in  $\text{PSL}(2, \mathbb{C})$ , which is a contradiction. (Figure 13.)  $\square$

This claim completes the proof. 12.12

It remains only to prove the surjectivity in (3c):

**Lemma 12.14.** *Suppose that  $a_\infty$  is a geodesic in  $\mathbb{H}^3$ . Then  $f_\infty(\ell)$  and  $f_\infty(q)$  are the different endpoints of  $a_\infty$ .*

*Proof.* By Claim 12.13.  $f_i|\ell$  converges to the constant map to an endpoint of  $a_\infty$ .

Let  $n_i \in \mathbb{Z}$  be the power of the Dehn twist along  $m$  which gives  $\iota_i \in \pi_1(S)$ . Thus  $\rho_i(\gamma^{n_i})$  is hyperbolic element whose axis  $a_i$  converges to  $a_\infty$  and its translation length diverge to infinity. Then the attracting fixed point of  $\rho_i(\gamma^{n_i})$  converges to the endpoint of  $a_\infty$  which is not  $f_\infty(\ell)$ . Thus  $f_\infty(r)$  must be at the other endpoint.  $\square$

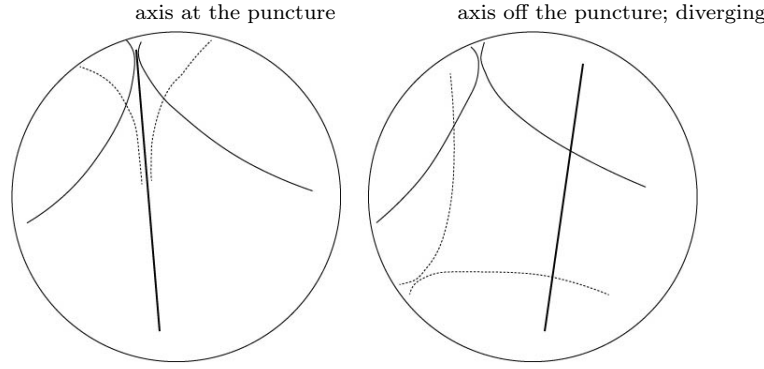


FIGURE 13.

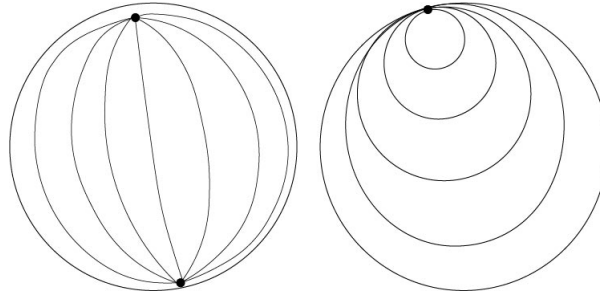


FIGURE 14.

12.12

12.0.1. *Convergence of pleated surfaces when  $\rho_\infty(m) = I$ .* First we compare developing maps of  $\mathbb{CP}^1$ -structures and the exponential map  $\exp: \mathbb{C} \rightarrow \mathbb{C}^*$ . Let  $\ell$  be the geodesic in  $\mathbb{H}^3$  connecting 0 to  $\infty$ . Let  $\Psi: \mathbb{C}^* \rightarrow \ell$  be the continuous extension of the nearest point projection  $\mathbb{H}^3 \rightarrow \ell$ . Then, the composition is  $\Psi \circ \exp: \mathbb{C} \rightarrow \mathbb{H}^3$  is the Epstein map of the  $\mathbb{CP}^1$ -structure on  $\mathbb{C}$  given by  $\exp$ .

Recall that, given a  $\mathbb{CP}^1$ -structure  $C = (X, q)$ , for  $x \in \mathbb{C}$ ,  $d(x)$  is the Euclidean distance from the zeros of the holomorphic differential  $q$ . Note that, if  $d(x)$  is large, then we can naturally embeds a large neighborhood of  $x$  into  $\mathbb{C}$  by a biholomorphic map onto its image, so that vertical leaves map into horizontal lines, and horizontal leaves map into vertical lines.

**Proposition 12.15.** *For every  $\epsilon > 0$ , there is  $R > 0$ , such that, if  $x \in C$  satisfies  $d(x) > R$ , then the Epstein map  $\Sigma: \tilde{C} \cong \tilde{S} \rightarrow \mathbb{H}^3$  is  $\epsilon$ -close in the  $C^1$ -topology to and the composition of the collapsing map  $\tilde{\kappa}: \tilde{S} \rightarrow \mathbb{H}^2$  and the bending map  $\beta: \mathbb{H}^2 \rightarrow \mathbb{H}^3$ .*

*Proof.*

**Lemma 12.16.** *For every  $\epsilon > 0$ , there is  $R > 0$  such that, if  $z \in \tilde{C}$  satisfies  $d(z) > R$ , then the restriction of  $\Sigma$  to the  $\frac{1}{\epsilon}$ -neighborhood  $N_{1/\epsilon}(z)$  of  $z$  is  $\epsilon$ -close to  $w \mapsto \Psi \exp(\frac{w}{\sqrt{2}})$  on the corresponding region in  $\mathbb{C}$ .*

*Proof.* By Lemma 2.4, the vertical leaves on  $\Sigma$  are almost geodesic on  $\mathbb{H}^3$ , and on the other hand, horizontal leaves on  $\Sigma$  is very short in  $\mathbb{H}^3$ . Moreover the vertical and horizontal direction are orthogonal. The curvature estimate along the horizontal direction is given by Lemma 4.1. Therefore  $\Sigma$  is  $\epsilon$ -close to  $\omega \mapsto \Psi \exp(\frac{\omega}{\sqrt{2}})$  in both

horizontal and vertical direction, and as they stay orthogonal (Lemma 2.4 (3)), we have the claim.  $\square$

**Lemma 12.17.** *For every  $\epsilon > 0$ , there is  $R > 0$ , such that, if  $z \in \tilde{C}$  satisfies  $d(z) > R$ , then the maximal ball centered at  $z$  is  $\epsilon$ -close to the maximal ball of a corresponding exponential map.*

*Proof.* As the Epstein maps of  $C$  and  $\exp$  are close, their developing maps are also close. This implies the closeness of their maximal balls centered at  $z$ .  $\square$

The proposition follows from the above lemmas.  $\boxed{12.15}$

**Proposition 12.18.** *Suppose that  $\rho_\infty(m) = I$ . Then for every diverging sequence  $t_1 < t_2 < \dots$ , up to taking a subsequence, there are a sequence of compatible markings  $\iota_i: S \rightarrow \tau_{t_i}$  and a path of cylinders  $A_t$  in  $C_t$  homotopy equivalent to  $m$ , such that in addition to Theorem 12.2 (1), (2), (3), the following holds:*

- (1)  $A$  maps to  $A_i := A_{t_i}$  by  $\iota_i := \iota_{t_i}$ ;
- (2)  $\beta_{t_i} \circ \tilde{\kappa}_{t_i}: \tilde{S} \rightarrow \mathbb{H}^3$  converges to a  $\rho_\infty$ -equivariant continuous map  $\tilde{S} \rightarrow \mathbb{H}^3 \cup \mathbb{CP}^1$  uniformly on compact;
- (3) for each connected component  $F$  of  $\tilde{S} \setminus \phi^{-1}(A)$ , the restriction of  $\beta_{t_i} \circ \tilde{\kappa}_{t_i}$  to  $F$  converges to the pleated surface of the corresponding component of  $C_\infty$  or the constant map to a point of  $a_\infty$ ;
- (4) letting  $\tilde{A}_t$  be a connected component of  $\phi_t^{-1}(A)$  in  $\tilde{S}$ , then  $\beta_{t_i} \circ \tilde{\kappa}_{t_i}|_{\tilde{A}_t}$  converges to a map onto  $A_\infty$  uniformly on compacts in  $\tilde{A}$  with respect to a disk metric on  $\mathbb{H}^3 \cup \mathbb{CP}^1$ .

**Remark 12.19.** *If  $\beta_i \circ \kappa_i|_F$  is a constant map, then  $\rho_\infty(F)$  must be the trivial representation by the equivariance property.*

*Proof.* For  $t \gg 0$ , there is a one-parameter family of loops homotopy homotopic to  $m$  such that their developments are invariant under a unique one-dimensional subgroup  $G_t$  of  $\mathrm{PSL}(2, \mathbb{C})$ . Then we can pick a cylinder  $A_t$  in  $C_t$  homotopy equivalent to  $m$ , such that

- $A_t$  is foliated by loops whose developments are invariant under  $G_t$  for each  $t \gg 0$ ,
- $C_t \setminus A_t$  converges to  $C_\infty$  as  $t \rightarrow \infty$ , and
- $\mathrm{Mod} A_t \rightarrow \infty$  as  $t \rightarrow \infty$ .

By the second property,  $A_t$  is contained in a thinner and thinner part of  $C_t$  as  $t \rightarrow \infty$ . Then the developing map of  $A_t$  is the restriction of  $\exp: \mathbb{C} \rightarrow \mathbb{C}^*$  to a *bi-infinite strip*  $T_t$ , i.e. a region in  $\mathbb{C}$  bounded by a pair of parallel lines. Then its deck transformation group ( $\cong \mathbb{Z}$ ) is generated by a translation of  $T_t$ . Then  $A_t$  has a natural Euclidean metric by identifying  $\mathbb{C}$  with  $\mathbb{E}^2$ .

Pick a cylinder  $A$  in  $S$  homotopic to  $m$ , and fix a finite volume Euclidean structure on  $A$  with geodesic boundary (by picking a homeomorphism  $A \rightarrow \mathbb{S}^1 \times [-1, 1]$ ).

Pick a marking  $\iota_t: S \rightarrow C_t$  such that

- $\iota_t$  takes  $A$  to  $A_t$  (1);
- the restriction of  $C_t$  to  $\iota_t(S \setminus A)$  converges to  $C_\infty$  (so that the developing map converges with this marking);
- $\iota_t|_A$  is linear with respect to the Euclidean structures on  $A$  and  $A_t$ .

Given a component  $F$  of  $\tilde{S} \setminus \phi^{-1}(A)$ , suppose that  $f_{t_i}|_F$  converges to a developing map of the component of  $C_\infty$ . Then, accordingly,  $\beta_i \circ \tilde{\kappa}_i|_F$  converges to a pleated

surfacers for the corresponding component of  $C_\infty$ . By Proposition 12.11, if  $f_{t_i}|_F$  does not converge to a developing map, then  $\beta_i \circ \tilde{\kappa}_i|_F$  converges to a constant map. Thus we have (3).

We can assume that the most of the twisting of  $C_t$  along  $m$  (given by Theorem 12.2(2)) occurs in  $A_t$ .

(Case One) Suppose that  $a_\infty := \lim \text{Axis } \rho_{t_i}(m)$  is a biinfinite geodesic. We have already fixed a Euclidean structure on the cylinder  $A$ . Pick a connected fundamental domain  $D$  in the universal cover  $\tilde{S}$  so that  $D \cup \phi^{-1}(A)$  is a parallelogram  $P$  such that  $P$  is a fundamental domain for  $\tilde{A}$ . Let  $e$  and  $h$  be the opposite edges of  $P$  which map onto different boundary circles of  $A$ . Then  $f_{t_i}(e)$  and  $f_{t_i}(h)$  are arcs contained in a  $G_i$ -invariant curve on  $\mathbb{CP}^1$ , and, by Lemma 12.14, they converge to the different endpoints of  $a_\infty$ . The four edges of  $P_i \subset \mathbb{C}$  are asymptotically parallel as  $i \rightarrow \infty$  as the twisting parameter diverges to infinity (i.e. the angles at the vertices converges to either 0 or  $\pi$ ). We may, in addition, assume that  $\sup\{|\text{Im}(z - w)|, z, w \in P_i\} \rightarrow 0$  as  $i \rightarrow \infty$ . The complex length of  $e$  and  $h$  converges to an integer multiple of  $\pi/\sqrt{2}$  as  $i \rightarrow \infty$  as  $\rho_t(m) \rightarrow I$ .

Recall that  $\rho_{t_i}(m)$  is hyperbolic if  $i$  is large enough. Then the foliation of  $\mathbb{C}$  by horizontal lines induces a foliation  $\mathcal{F}_i$  of  $P_i$ .

**Claim 12.20.** *For every  $\epsilon > 0$  is  $i \in \mathbb{Z}_{>0}$  is sufficiently large, then, for each leaf  $s$  of  $\mathcal{F}_i$ ,  $\beta_i \kappa_i(s)$  has diameter less than  $\epsilon$  and it is contained in the  $\epsilon$ -neighborhood of the geodesic  $\text{Axis } \rho_i(m)$ .*

*Proof.* Note the distance of  $A_t$  from zeros of  $q_t$  diverges to  $\infty$  as  $t \rightarrow \infty$ . By Lemma 2.4 (1), the diameter of each arc is less than  $\epsilon > 0$ .

Recall that, as the convergence  $C_t \rightarrow C_\infty$ , by Theorem 12.2(3c),  $f_i(e)$  and  $f_i(h)$  converge to the end points of the limit axis  $a_\infty$ . Then by Proposition 12.15, that, by taking an appropriate  $A_t$ ,  $\beta_i \circ \kappa_i(e)$  and  $\beta_i \circ \kappa_i(h)$  are  $\epsilon$ -close to the axis  $a_i$  of  $\rho_{t_i}(m)$ . Then, if a leaf  $s$  of the horizontal foliation  $\mathcal{F}_{t_i}$  in  $P_i$  has a endpoint at the edge  $e$  or  $h$ , then  $\beta_i \kappa_i(s)$  is  $\epsilon$ -close to  $\beta_i \kappa_i(s)$ . Thus, as  $\sup\{|\text{Im}(z - w)|, z, w \in P_i\} \rightarrow 0$  as  $i \rightarrow \infty$ , by the equivariant property, all leaves of  $\mathcal{F}_{t_i}$  have this property. (Figure 16)  $\square$

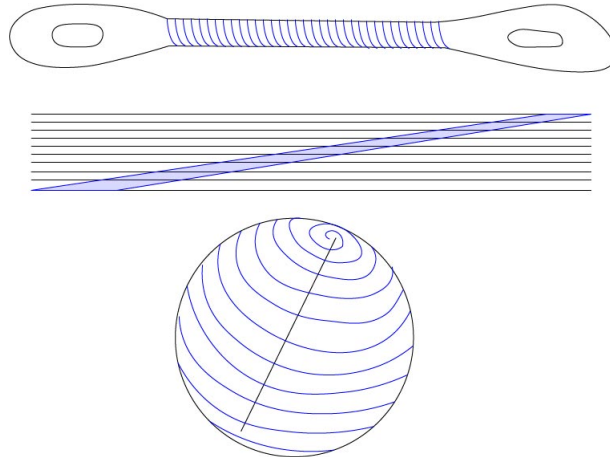


FIGURE 15.

Then by Claim 12.20 implies (4)

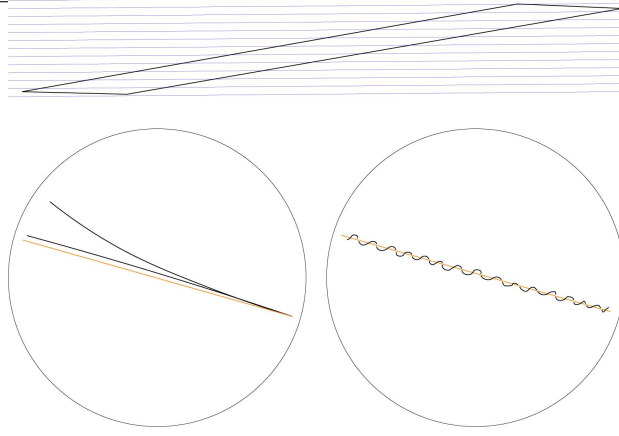


FIGURE 16.

(Case Two) Suppose that  $a_\infty$  is a single point on  $\mathbb{CP}^1$ . Then, by Proposition 12.12,  $f_\infty(\ell) = f_\infty(r)$ .

Pick any horoball  $B$  in  $\mathbb{H}^3$  tangent at  $a_\infty$ . For each  $i$ , pick a subset  $U_i \subset \mathbb{H}^3$  converging to  $B$  uniformly on compact, such that, if  $\rho_i(\gamma)$  is either hyperbolic or elliptic, then  $U_i$  is an  $r_i$ -neighborhood of  $a_i$  for some  $r_i > 0$ , and if  $\rho_i(\gamma)$  is parabolic, then  $U_i$  is a horoball centered at the parabolic fixed point of  $\rho_i(\gamma)$ .

For sufficiently large  $i$ , Let  $N_{i,\epsilon}$  be the  $\epsilon$ -thin part of  $\tau_i$  homotopy equivalent to  $m$ . Let  $\tilde{N}_{i,\epsilon}$  be a component of  $\psi_i^{-1}(A_{i,\epsilon})$ , where  $\psi_i: \mathbb{H}^2 \rightarrow \tau_i$  be the universal covering map.

**Lemma 12.21.** *If  $\epsilon > 0$  is sufficiently small, then  $\beta_i(\tilde{N}_{i,\epsilon})$  is eventually contained in  $U_i$  as  $i \rightarrow \infty$ . Therefore,  $\beta_i \circ \kappa_i|_{\tilde{A}}$  converges to the constant map to the point  $a_\infty$ .*

*Proof.* Let  $P$  and  $R$  be the components of  $\tilde{S} \setminus \phi^{-1}(A)$  adjacent across a lift  $\tilde{A}$  of  $A$  which corresponds to  $\tilde{N}$ . If  $\beta_i(\tilde{N}_i)$  is not eventually contained in  $U_i$ , either  $\rho_i|_{\text{Stab } P}$  or  $\rho_i|_{\text{Stab } R}$  diverges to  $\infty$ , up to a subsequence, which is a contradiction.  $\square$

12.18

12.0.2. *Convergence of holomorphic quadratic differentials when  $\rho_\infty(m) = I$ .* In the case that  $\rho_\infty(m) = I$ ,  $E_{t_i}$  contains a flat cylinder  $A_t$  homotopic to  $m$ , such that  $\text{Mod } A_t \rightarrow \infty$  and the complex length of its circumference converges to a positive multiple of  $\pi/\sqrt{2}$ , by Proposition 5.2. Therefore

**Proposition 12.22.** *Let  $C_\infty$  be the limit of  $C_t$  in Theorem 12.2 (3b). Then, in the Schwarzian parameters of  $C_\infty$  are a compact Riemann surface with two punctures homeomorphic to  $S \setminus m$  and a holomorphic quadratic differential  $q_\infty$  which has a pole of order two at the punctures and their residues are non-zero integer multiples of  $\sqrt{2}\pi$  whose sum is equal to zero.*

### 12.1. Non-discreteness of holonomy.

**Theorem 12.23.** *Suppose that  $\rho_\infty(m) = I$ . Then  $\text{Im } \rho_t \subset \text{PSL}(2, \mathbb{C})$  is a non-discrete subgroup for sufficiently large  $t \gg 0$ .*

*Proof.* Recall that  $\rho_t(m) \rightarrow I$  but  $\rho_t(m) \neq I$  (Theorem 12.2(1)). For each component  $F$  of  $S \setminus m$ ,  $\rho_t(\pi_1(F))$  is nontrivial for sufficiently large  $t \gg 0$ . Thus the subgroup

of  $\text{Im } \rho_t$  generated by  $\{\rho_t(m)\gamma\rho_t(m)^{-1} \mid \gamma \in \rho_t(F)\}$  is non-elementary (Lemma 12.6 and Proposition 12.7). As  $\rho_t(m) \rightarrow I$ , by the Margulis lemma,  $\text{Im } \rho_t$  can not be discrete.  $\square$

### 13. EXAMPLES OF EXOTIC DEGENERATION

We construct examples of a path  $C_t = (f_t, \rho_t)$  of  $\mathbb{CP}^1$ -structures pinched along a loop  $m$  with converging  $\rho_t$  such that  $\rho_\infty(m) = I$ , which is asserted in the second part of Theorem 8.2. Indeed we construct two examples: one with  $\rho_t(m)$  hyperbolic and one with  $\rho_t(m)$  elliptic for all  $t \gg 0$ .

**13.1. Hyperbolic  $\rho_t(m)$  converging to  $I$ .** Let  $E$  be the singular Euclidean surface obtained from a  $L$ -shaped polygon by identifying the opposite edges (Figure 17). Then  $E$  has exactly one cone point, and its cone angle is angle  $6\pi$ . Let  $F$  be the underlying topological surface of  $E$ , which is a closed surface of genus two. Let  $F'$  be  $F$  minus a point on  $F$ , so that  $F'$  is homeomorphic to  $E$  minus the cone point.

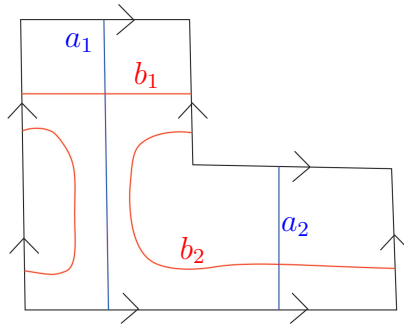


FIGURE 17.

Let  $\ell_p$  be the (oriented) peripheral loop around the removed cone point. Let  $\xi: \pi_1(F') \rightarrow \text{PSL}(2, \mathbb{C})$  be the holonomy of  $E$  minus the cone point; then, as  $F'$  has a Euclidean structure, we can assume that its image consists of upper triangular matrices with 1's on the diagonal. In particular  $\xi(\ell_p) = I$  (as before, by abuse of notation, we regard  $\ell_p$  also as a fixed element of  $\pi_1(S)$ ). Notice that there is a point in the universal cover  $\tilde{E}$  of  $E$  corresponding to  $\ell_p \in \pi_1(S)$ .

**Proposition 13.1.** *There is a path of  $\mathbb{CP}^1$ -structures,  $D_t = (h_t, \xi_t)$ , on  $F'$  converging to  $\bar{E} = (h, \zeta)$  as  $t \rightarrow \infty$ , such that  $\xi_t(\ell_p)$  is a hyperbolic translation whose axis converging to a geodesic connecting the parabolic fixed point of  $\xi_\infty$  and the  $h$ -image of the corresponding singular point of  $\tilde{E}$ .*

Note that elements of  $\text{Im } \xi$  are translations of  $\mathbb{C}$ . Pick non-separating simple closed curves  $a_1, b_1, a_2, b_2$  be on  $E$  (as in Figure 17) forming a standard generating set of  $\pi_1(F)$  so that

- for each  $i = 1, 2$ ,  $a_i$  and  $b_i$  intersect in a single point, and  $[a_1, b_1][a_2, b_2] = I$ ,
- the translation direction of  $a_1$  and  $a_2$  are the same and the translation direction of  $b_1$  and  $b_2$  are the same, and
- the translation direction of  $a_i$  and  $b_i$  are orthogonal for each  $i = 1, 2$ .

Let  $c$  be a separating loop on  $E$  which separates  $(a_1, b_1)$ , and  $(a_2, b_2)$ . Then let  $F_1$  and  $F_2$  be the components of  $F \setminus c$  which are homeomorphic to a torus minus a disk.

**Lemma 13.2.** *Let  $q_i$  be any geodesic in  $\mathbb{H}^3$  initiating from the parabolic fixed point  $p \in \mathbb{CP}^1$  of  $\text{Hol } E$ , and  $H_i$  be the hyperbolic plane, in  $\mathbb{H}^3$ , containing an  $\langle a_i \rangle$ -orbit of  $q_i$ .*

*For each  $i = 1, 2$ , given any path  $h_{i,t}$  ( $t \geq 0$ ) in  $\text{PSL}(2, \mathbb{C})$  of hyperbolic elements such that*

- (1) *the axis of  $h_{i,t}$  is orthogonal to  $H_i$  at a point in  $q_i$  for all  $t \geq 0$ , and*
- (2)  *$h_{i,t} \rightarrow I$  as  $t \rightarrow \infty$ .*

*Then, there is a path  $\zeta_{i,t}: \pi_1(F_i) \rightarrow \text{PSL}(2, \mathbb{C})$  of homomorphisms converging to  $\text{Hol}(E)|_{\pi_1(F_i)}$  such that  $\zeta_{i,t}(c) = h_{i,t}$ .*

*Proof.* The point  $p$  is contained in the ideal boundary of  $H_i$ . Let  $r_i$  be a geodesic in  $H_i$ , such that  $R(r_i)R(q_i) = \xi(a_i)$ , where  $R(r_i)$  and  $R(q_i)$  are the  $\pi$ -rotations of  $\mathbb{H}^3$  about  $r_i$  and  $q_i$ , respectively (Figure 18).

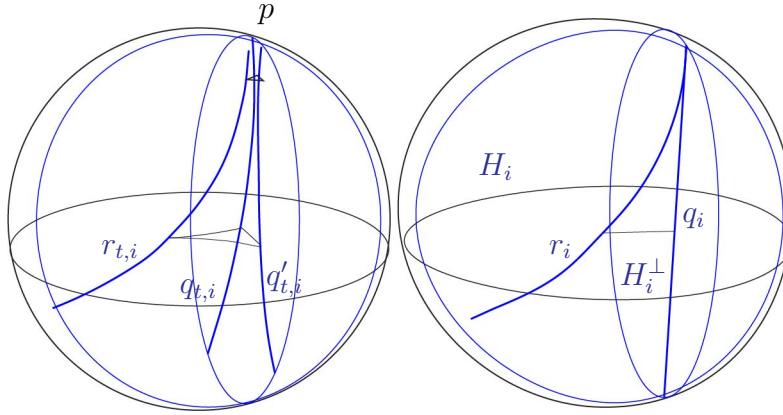


FIGURE 18.

Let  $H_i^\perp$  be the hyperbolic plane in  $\mathbb{H}^3$  orthogonal to  $H_i$  in  $q_i$ . As  $\text{Axis}(h_{i,t})$  is in  $H_i$  and orthogonal to  $q_i$ , we let  $q_{i,t}, q'_{i,t}$  be continuous paths of geodesics in  $H_i^\perp$  such that  $R(q_{i,t})R(q'_{i,t}) = h_{i,t}$ , the geodesics  $q_{i,t}$  and  $q'_{i,t}$  converge to  $q_i$  as  $t \rightarrow \infty$ , and the evolution  $R(q_i)$  exchanges  $q_{i,t}$  and  $q'_{i,t}$ . There is a path of geodesics  $r_{i,t}$  such that, for all  $t \gg 0$ ,

- there is a hyperbolic plane intersecting  $r_{t,i}, q_{t,i}, q'_{t,i}$  orthogonally, and
- $d_{\mathbb{H}^3}(r_{t,i}, q_{t,i}) = d_{\mathbb{H}^3}(r_{t,i}, q'_{t,i})$ .

Thus by the symmetry,  $\text{tr } R(q_{i,t})R(r_i) = \text{tr } R(q'_{i,t})R(r_i) \in \mathbb{R} \setminus [-2, 2]$ .

The surface  $F_i \setminus a_i$  is a pair of pants, and two of the boundary components corresponds to  $a_i$ . Consider the path of homomorphisms  $\zeta_{i,t}: \pi_1(F_i \setminus a_i) \rightarrow \text{PSL}(2, \mathbb{C})$  for  $t > 0$ , such that the two boundary components corresponding to  $a_i$  map to  $R(q_{i,t})R(r_i)$  and  $R(r_i)R(q'_{i,t})$  and thus the boundary of  $F_i$  maps to  $R(q_{i,t})R(q'_{i,t}) = h_{i,t}$  (see [Gol09]). Then, by Theorem 5.7, there is a path of  $\mathbb{CP}^1$ -structures on  $F_i \setminus a_i$  with holonomy  $\zeta_{i,t}$  which converges to the component  $E_i$  of  $E \setminus c$  as  $t \rightarrow \infty$  corresponding to  $F_i$ . As the holonomy along the two boundary components are conjugate, for large enough  $t > 0$ , there is a path of  $\mathbb{CP}^1$ -structures  $\Sigma_{i,t}$  on  $F_i$  which converges to  $E$ , so that  $\text{Hol } \Sigma_{i,t}|(F_i) = \zeta_{i,t}$ . In particular the holonomy of  $\Sigma_{i,t}$  round the puncture is the hyperbolic element  $R(q_{i,t})R(q'_{i,t}) = h_{i,t}$ .  $\square$

Notice that  $H_1$  and  $H_2$  are totally geodesic hyperbolic planes in  $\mathbb{H}^3$  tangent at  $p$ . We may assume that  $H_1$  and  $H_2$  are different and  $H_1^\perp = H_2^\perp =: H$ . Pick a geodesic

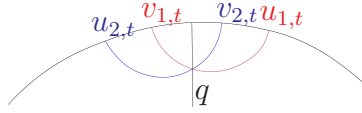


FIGURE 19.

$q$  in  $H$  initiating from  $p$  contained in between the region bounded by the geodesics  $q_1 = H \cap H_1$  and  $q_2 = H \cap H_2$ .

**Proposition 13.3.** *We can choose, the path of the hyperbolic isometries  $h_{1,t}, h_{2,t}$  (given by Lemma 13.2) so that their composition  $h_{1,t}h_{2,t}$  is eventually a hyperbolic element whose axis is  $q$  as  $t \rightarrow \infty$ .*

*Proof.* Pick  $h_{1,t}$  and  $h_{2,t}$  such that their axes converge to the parabolic fixed point  $p$ . Since  $h_{1,t}$  and  $h_{2,t}$  converge to  $I$ , their product  $h_{1,t}h_{2,t}$  also converges to  $I$  in  $\text{PSL}(2, \mathbb{C})$ .

For each  $i = 1, 2$ , let  $u_{i,t}$  be the attracting fixed and  $v_{i,t}$  be the repelling fixed point of  $h_{i,t}$ . We may first assume that the endpoints of Axis  $h_{1,t}$ , Axis  $h_{2,t}$  lie on  $\partial H$  in this cyclic order  $u_{2,t}, v_{1,t}, v_{2,t}, u_{1,t}$  (Figure 19). Then  $h_{1,t}h_{2,t}$  fixes a point between the component of  $\partial H \setminus \{u_{1,t}, u_{2,t}, v_{1,t}, v_{2,t}\}$  between  $v_{1,t}$  and  $v_{2,t}$  for each  $t > 0$ . Note that the segment contains  $p$ . Then as Axis( $h_{1,t}$ ), Axis( $h_{2,t}$ ) converge to the parabolic fixed point  $p$ , there is a fixed point of  $h_{1,t}h_{2,t}$  converging to  $p$ . Moreover, as  $h_{1,t} \rightarrow I$ , one can continuously adjust the translation length of  $h_{2,t}$  so that  $h_{1,t}h_{2,t}$  also fixes the other endpoint of  $q$  for sufficiently large  $t > 0$ .

Therefore  $h_{1,t}h_{2,t}$  is a hyperbolic element with its axis converging to  $q$  as  $t \rightarrow \infty$ .  $\square$

Let  $h_{1,t}, h_{2,t} \in \text{PSL}(2, \mathbb{C})$  be the paths given by Proposition 13.3. Then, by Lemma 13.2, for each  $i = 1, 2$ , we have a path of homomorphisms  $\zeta_{i,t}: \pi_1(F_i) \rightarrow \text{PSL}(2, \mathbb{C})$  such that  $\zeta_{i,t}(\ell) = h_{i,t}$  for  $t \gg 0$ . Then there is a unique path  $\zeta_t: \pi(F') \rightarrow \text{PSL}(2, \mathbb{C})$  so that  $\zeta_t|_{\pi_1(F_i)} = \zeta_{i,t}$ , so that  $\zeta_t(\ell_p) = h_{1,t}h_{2,t}$ . Then there is a path  $E'_t$  of  $\mathbb{CP}^1$ -structures on  $F'$  with holonomy  $\zeta_t$  for  $t \gg 0$  such that  $E'_t$  converges to  $E'$  as  $t \rightarrow \infty$ .

13.1.1. *Punctured surfaces to a closed surface.* In order to make a desired example of exotic degeneration, we take two copies  $E'_t$  of  $\mathbb{CP}^1$ -surfaces with a single puncture from the previous section, and glue them together with a lot of twists.

**Theorem 13.4.** *There is a path of  $\mathbb{CP}^1$ -structures  $C_t = (f_t, \rho_t)$  on a closed surface of genus four with following properties:*

- The conformal structure  $X_t$  is pinched along a separating loop  $m$ ; let  $F_1$  and  $F_2$  be the connected components of  $S \setminus N_m$ .
- $\rho_t: \pi_1(S) \rightarrow \text{PSL}(2, \mathbb{C})$  converges in the representation variety as  $t \rightarrow \infty$ .
- Pick an element  $\gamma \in \pi_1(S)$  whose free homotopy class is  $m$ . Then  $\rho_\infty(\gamma) = I$ , and, for all  $t > 0$ , the holonomy  $\rho_t(\gamma)$  is a hyperbolic element such that its axis  $a_t$  converges to a geodesic  $a_\infty$  in  $\mathbb{H}^3$  as  $t \rightarrow \infty$ .
- Let  $\tilde{F}_1, \tilde{F}_2$  be the connected components of  $\tilde{S} \setminus \phi^{-1}(m)$  which are adjacent across the lift  $\tilde{m}$  of  $m$  invariant under  $\gamma$ . Then  $C_t|_{\tilde{F}_1}$  converges to the developing map of a  $\mathbb{CP}^1$ -structure on a genus two surface minus a point such that the puncture maps to an endpoint of  $a_\infty$  as  $t \rightarrow \infty$ .
- $f_t|_{\tilde{F}_2}$  converges to a constant map to the other endpoint of  $a_\infty$ , and  $\rho_\infty|_{\pi_1(F_2)}$  is trivial.

*Proof.* Recall that  $\ell_p$  be the peripheral loop around  $p$ . Recall that the holonomy of  $E'$  is parabolic, and that the holonomy around the puncture of  $E'_t$  is a hyperbolic



element whose axis  $a_t$  is converging to a geodesic starting from the parabolic fixed point of  $E'$  to the image of the puncture of  $E'$  corresponding to  $\ell_p$ .

For sufficiently large  $t > 0$ , there is a cusp neighborhood  $N_t$  of  $E_t$  such that  $N_t$  is foliated by admissible loops whose developments are invariant under one-dimensional subgroup  $G_t$  of  $\mathrm{PSL}(2, \mathbb{C})$  containing  $\zeta_t(\ell_p)$ . We can assume that  $N_t$  changes continuously in  $t$  and asymptotically the empty set on  $E$  as  $t \rightarrow \infty$ . As  $G_t$  is a one-dimensional subgroup  $\rho_t(m)$  of  $\mathrm{PSL}(2, \mathbb{C})$ , an integer power  $\rho_t(m)^n$  for  $n \in \mathbb{Z}$  naturally extends to a real power.

Let  $\tilde{E}'$  be the universal cover of  $E'$ . Pick any path of compact subsets  $K_t$  of the universal cover  $\tilde{E}'_t$  converges to a compact subset in  $\tilde{E}'$ . Then there is a continuous function  $r_t \in \mathbb{R}$  diverging to  $\infty$  such that

- $\rho_t(m)^{r_t} \mathrm{dev} E'_t|K$  is asymptotically the constant map to the fixed point of  $\rho_t(m)$  corresponding to the singular point of  $\tilde{E}$ ,
- $\rho_t(m)^{r_t} \cdot \mathrm{Hol}(E'_t)$  is asymptotically the trivial representation, as  $t \rightarrow \infty$ .

Take two copies  $\Sigma_{1,t}, \Sigma_{2,t}$  of  $E'_t \setminus N_t$  and glue them together along their boundary components so that the amount of twisting is  $r_t$ . Then we obtain a continuous family of resulting  $\mathbb{CP}^1$ -structure  $C_t$  on  $S$ . By the properties of  $r_t$ , we can normalize the developing pair of  $C_t$  so that

- $C_t|_{\Sigma_{t,1}}$  converges to a developing pair of  $E'$ , and
- the developing pair of  $C_t|_{D_{t,2}}$  converges to a pair of a constant map (uniformly on compact) and the trivial representation.

Thus we obtained a path of  $\mathbb{CP}^1$ -structure on a closed surface of genus four with the desired properties.  $\square$

**13.2. Elliptic  $\rho_t(m)$  converging to the identity.** In this section, we construct an example of  $C_t = (f, \rho_t)$  in Theorem C such that  $\rho_t(m)$  an elliptic element for all sufficiently large  $t \geq 0$  and it converges to  $I$ .

Given an elliptic element  $e \in \mathrm{PSL}(2, \mathbb{C})$ , normalize the unite disk model  $\mathbb{D}^3 \subset \mathbb{R}^3$  of  $\mathbb{H}^3$  centered at the origin, so that  $\mathrm{Axis}(e)$  is contained in the axis of the third coordinate. Let  $\zeta \in (0, 2\pi)$  be the rotation angle of  $e$ . Then define  $b_e: \mathbb{R} \rightarrow \partial\mathbb{H}^3$  by  $x \mapsto (\cos x \sin \zeta, \cos x \sin \zeta, \cos \zeta)$  which is equivariant under  $\mathbb{Z} \rightarrow \langle e \rangle$ .

**Lemma 13.5.** *Let  $r$  be a geodesic in  $\mathbb{H}^3$ . Pick a parallel vector field  $V \subset T\mathbb{H}^3$  along  $r$  such that  $V$  is orthogonal to  $r$ . Then there are a path of (nontrivial) elliptic elements  $e_t \in \mathrm{PSL}(2, \mathbb{C})$  and a continuous function  $\theta_t \in \mathbb{R}_{\geq 0}$  satisfying the following:*

- $e_t \rightarrow I$  as  $t \rightarrow \infty$ .
- $\mathrm{Axis}(e_t)$  orthogonally intersects  $r$ , and  $\mathrm{Axis}(e_t)$  converges to an endpoint of  $r$  on  $\mathbb{CP}^1$ .
- Letting  $\theta_t \in \mathbb{R}$  be a continuous function such that the angle between  $\mathrm{Axis} e_t$  (oriented) and  $V$  is  $\theta_t \bmod 2\pi$ .
- Let  $u_t = 2\theta_t$ . Then the rotation angle of  $e_t^{u_t}$  is  $\pi$  (so that  $e_t^{u_t}$  takes  $r$  to itself with opposite orientation).

*Proof.* It is easy to construct an example satisfying the first three conditions. Then adjust the rotation angle of  $e_t$  so that it also satisfies the last condition.  $\square$

**Lemma 13.6.** *Let  $e_t$  be as in Lemma 13.5. Let  $p$  be the endpoint of  $r$  to which  $\mathrm{Axis}(e_t)$  converges. Pick a round disk  $D$  in  $\mathbb{CP}^1$  containing  $p$  but not the other endpoint of  $r$ , so that  $D \setminus \{p\}$  is a  $\mathbb{CP}^1$ -structure on a punctured disk. Then there is a path  $A_t$  of  $\mathbb{CP}^1$ -structures on an annulus  $A$  with smooth boundary for sufficiently large  $t \gg 0$ , such that*

- $A_t$  converges to  $D \setminus p$ , and
- letting  $\ell_t$  be the boundary component of  $A_t$  converging to  $p$ , the development of  $\ell_t$  is equivalent to  $b_{e_t}$ .

*Proof.* For sufficiently large  $t > 0$ , one can easily construct the fundamental membrane for  $A_t$  for sufficiently large  $t > 0$ .

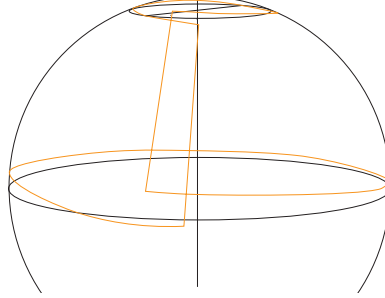


FIGURE 20.

□

**Lemma 13.7.** *Let  $P$  be a pair of pants, and let  $\ell$  be a boundary component of  $P$ . Let  $\tilde{\ell}$  be a lift of  $\ell$  to the universal cover of  $P$ . Consider a (flat) Euclidean cylinder with geodesic boundary, and let  $P_\infty$  be the surface obtained by removing an interior point  $p$  of  $P_\infty$ . Then regard  $P_\infty$  as a  $\mathbb{CP}^1$ -structure on  $P$ , and let  $(h, \xi)$  be its developing pair, so that  $h$  takes  $\tilde{\ell}$  to a single point  $v$  on  $\mathbb{CP}^1$ . Let  $r$  be a geodesic in  $\mathbb{H}^3$  connecting  $v$  and the parabolic fixed point of  $h$ , and let  $e_t \in \text{PSL}(2, \mathbb{C})$  be a path of (non-trivial) elliptic elements given by Lemma 13.5. Then there is a path of  $\mathbb{CP}^1$ -structures  $P_t = (h_t, \xi_t)$  on  $P$  satisfying the following:*

- (1) For all  $t > 0$ ,  $\xi_t(\ell) = e_t$ .
- (2)  $P_t$  converges to  $P_\infty$  as  $t \rightarrow \infty$ . Let  $\gamma_t \in \text{PSL}(2, \mathbb{C})$  be a path of hyperbolic elements with the axis  $r$ , such that the axis  $\gamma_t \text{Axis}(e_t)$  converges to a geodesic  $g_\infty$  in  $\mathbb{H}^3$  orthogonal to  $r$ . Let  $H$  be the hyperbolic plane orthogonal to  $r$  which contains  $g_\infty$ . Then the modified developing pair  $\gamma_t(h_t, \xi_t)$  converges to a developing pair for a disk minus a point, where the removed point is the attracting fixed point  $p$  of  $\gamma_t$  and the disk is the component of  $\mathbb{CP}^1 \setminus \partial H$  containing  $p$ .
- (3) Let  $\ell_t$  be the boundary component of  $P_t$  corresponding to  $\ell$ . Then  $\text{dev } P_t$  along a lift of  $\ell_t$  is a conjugation of  $b_{e_t}$ .
- (4) Let  $\alpha$  be a boundary component of  $P$  not equal to  $\ell$ . Then  $\xi_t(\alpha)$  is hyperbolic element (converging to a parabolic element as  $t \rightarrow \infty$ ).

*Proof.* First we construct an appropriate path of representations  $\xi_t: \pi_1(P) \rightarrow \text{PSL}(2, \mathbb{C})$ . Let  $a_t$  denote  $\text{Axis}(e_t)$ . Pick a pair of geodesics  $q_t, q'_t$  in  $\mathbb{H}^3$  for each  $t > 0$  such that

- $R(q_t)R(q'_t) = e_t$ , where  $R(q_t), R(q'_t) \in \text{PSL}(2, \mathbb{C})$  are the  $\pi$ -rotations of  $\mathbb{H}^3$  about  $q_t, q'_t$ , respectively.
- $q_t$  and  $q'_t$  change continuously in  $t > 0$ ,
- $q_t$  and  $q'_t$  intersect at the intersection  $a_t \cap r$ ,
- $q_t$  and  $q'_t$  are symmetric about  $r$ ,
- $q_t$  and  $q'_t$  are orthogonal to  $a_t$ , and
- $q_t$  and  $q'_t$  converge to  $r$  as  $t \rightarrow \infty$  (see Figure 21).

There is a path of geodesics  $h_t(t \geq 0)$  in  $\mathbb{H}^3$  such that

- $h_t$  is disjoint from  $q_t$  and  $q'_t$  for all  $t \geq 0$ , and
- $h_t$  converges to a geodesic  $h$  in  $\mathbb{H}^3$  sharing an endpoint with  $r$  as  $t \rightarrow \infty$ , such that  $R(r)R(h)$  is the parabolic boundary holonomy of  $P_\infty$ .

Let  $\xi_t: \pi_1(P) \rightarrow \mathrm{PSL}(2, \mathbb{C})$  such that the holonomy around boundary components are  $R(h_t)R(q_t)$ ,  $R(q_t)R(q'_t)$ ,  $R(q'_t)R(h_t)$ . Note that  $R(h_t)R(q_t)$ ,  $R(q'_t)R(h_t)$  are hyperbolic elements, as the axes are disjoint, and they converge to the parabolic elements of the boundary holonomy of  $P_\infty$ .

Pick a round disk  $D$  on  $P_\infty$  containing  $p$  such that  $\partial D$  on  $\mathbb{CP}^1$  bounds a hyperbolic plane orthogonal to  $r$ . Then, apply Lemma 13.6 to  $D$ , let  $D_t$  be a path of  $\mathbb{CP}^1$ -structures on an annulus converging to  $D \setminus \{p\}$  so that it gives the desired path near the puncture of  $P_\infty$ .

Pick a smaller closed regular neighborhood of the puncture of  $P_\infty$ , so that its complement  $K$  in  $P_\infty$  and the interior of  $D \setminus \{p\}$  form an open cover of  $P_\infty$ . Then  $K$  is topologically a pair of pants. There is a path of  $\mathbb{CP}^1$ -structures on a pair of pants  $K_t$  for sufficiently large  $t > 0$  such that  $K_t$  converges to  $K$  and  $e_t$  is the holonomy of  $K_t$  around the boundary component corresponding to  $\ell$ .

Then, by gluing  $K_t$  and  $D_t$ , we obtained a desired path of  $\mathbb{CP}^1$ -structures  $P_t$ , by the properties of  $D_t$ .

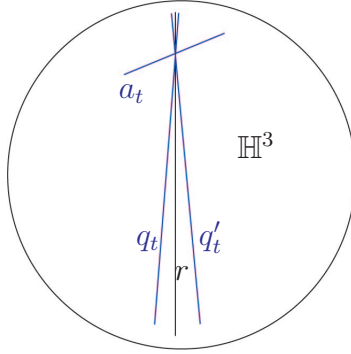


FIGURE 21. Realize  $e_t$  as the compositions of reflections about  $q_t$  and  $q'_t$ .

□

**Proposition 13.8.** *Let  $P_t = (h_t, \xi_t)$  be a path of  $\mathbb{CP}^1$ -structures on a pair of pants from Lemma 13.7. Then there is a path  $\Sigma_t$  of  $\mathbb{CP}^1$ -structures on a closed surface  $F$  with a point removed which satisfies the followings:*

- *There is a subsurface  $A$  of  $F$  containing  $p$  such that  $A$  is homeomorphic to a pair of pants, and  $\Sigma_t|_A = P_t$  for large enough  $t > 0$ .*
- *$\Sigma_t$  converges to a  $\mathbb{CP}^1$ -structure  $F_\infty$  on  $F$  as  $t \rightarrow \infty$ .*

*Proof.* First we construct  $F_\infty$ . Take any complete hyperbolic surface  $\tau$  with a single cusp, such that  $\tau$  is homeomorphic to a closed surface minus a point,  $F'$ . Pick a cusp neighborhood  $N$  of  $\tau$  which is a horoball quotient. The pair of pants  $P_\infty$  has two boundary components and one puncture. As the two boundary components of  $P_\infty$  lift to horocycles, we can glue a copy of  $\tau \setminus N$  along each boundary component of  $P_\infty$ . We thus obtained a  $\mathbb{CP}^1$ -structure on a closed surface with a single puncture so that  $P_\infty$  is its subsurface.

There are paths  $\zeta_{1,t}$  and  $\zeta_{2,t}$  of representations  $\pi_1(\tau) \rightarrow \mathrm{PSL}(2, \mathbb{C})$  which converge to the holonomy of  $\tau$  as  $t \rightarrow \infty$  such that the holonomy around the puncture  $R(r_t)R(q'_t)$  and  $R(q_t)R(r_t)$ , respectively, which are hyperbolic elements (c.f. [Gol09]).

Let  $\tau_{1,t}, \tau_{2,t}$  be paths of  $\mathbb{CP}^1$ -structures homeomorphic to  $\tau \setminus N$  for  $t \gg 0$  such that  $\text{Hol}(\tau_{1,t}) = \zeta_{1,t}$ , and  $\text{Hol}(\tau_{2,t}) = \zeta_{2,t}$ . We may in addition assume that the boundary components of  $\tau_{1,t}, \tau_{2,t}$  are invariant under one-dimensional subgroups of  $\text{PSL}(2, \mathbb{C})$  containing  $R(r)R(q'_t)$  and  $R(q_t)R(r)$ , respectively.

Then by gluing  $\tau_{t,1}, \tau_{t,2}, P_t$  along their boundary, we obtain a desired path  $\Sigma_t$  of  $\mathbb{CP}^1$ -structures.  $\square$

Let  $\Sigma_t$  be the path of  $\mathbb{CP}^1$ -structures, obtained from Proposition 13.8, on a compact surface with one boundary component. Let  $R_t$  be the  $\pi$ -rotation of  $\mathbb{H}^3$  around the axis  $a_t$  of the elliptic  $e_t$ . By Lemma 13.7(3) (2), we can glue two copies of  $\Sigma_t$  by the involution  $R_t$ , and we obtain a path of  $\mathbb{CP}^1$ -structures  $C_t$  on a closed surface, so that two copies of  $\Sigma_t$  are embedded in  $C_t$  disjointly up to an isotopy. Let  $\Sigma_t^1 = (h_t^1, \rho_t^1), \Sigma_t^2 = (h_t^1, \rho_t^2)$  are the subsurfaces of  $C_t$  corresponding to  $\Sigma_t$ . Then we have, by Lemma 13.5, we have

**Proposition 13.9.** *Let  $C_t = (f_t, \rho_f)$  be the  $\mathbb{CP}^1$ -structure as above, and let  $m$  be the loop on  $C_t$  corresponding to the boundary component of  $\Sigma_t$  (which separated  $\Sigma_t^1$  and  $\Sigma_t^2$ ). Let  $N$  be the regular neighborhood of  $m$ . Then*

- $\rho_t(m)$  converges to  $I$  as  $t \rightarrow \infty$ , and  $\rho_t(m)$  is an elliptic element for all  $t > 0$ ;
- the axis of  $\rho_t(m)$  converges to a single point  $p$  of  $\mathbb{CP}^1$ ;
- $f_t: \tilde{S} \setminus \phi^{-1}(N) \rightarrow \mathbb{CP}^1$  converges to a  $\rho_\infty$ -equivariant continuous map  $f_\infty: \tilde{S} \setminus \phi^{-1}(N_m) \rightarrow \mathbb{CP}^1$ , such that  $f_\infty$  is a local homeomorphism in the interior;
- for each connected component  $\tilde{N}$  of  $\phi^{-1}(N)$ , the boundary components of  $\tilde{N}$  map to the corresponding limit  $p$  of the axis  $a_t$ .

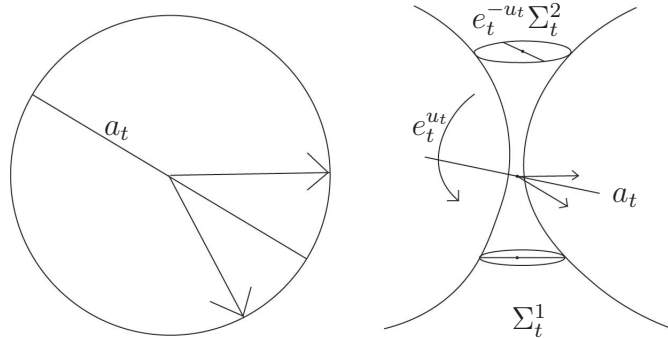


FIGURE 22. The rotation of the axis  $a_t$  yields twist.

13.9

## REFERENCES

- [AB] Dylan Allegretti and Tom Bridgeland. The monodromy of meromorphic projective structures. *preprint, arXiv:1802.02505v1*.
- [Bab] Shinpei Baba. On thurston's parametrization of  $\mathbb{CP}^1$ -structures. preprint.
- [Bab10] Shinpei Baba. A Schottky decomposition theorem for complex projective structures. *Geom. Topol.*, 14(1):117–151, 2010.
- [Bab17] Shinpei Baba.  $2\pi$ -grafting and complex projective structures with generic holonomy. *Geom. Funct. Anal.*, 27(5):1017–1069, 2017.
- [Dum09] David Dumas. Complex projective structures. In *Handbook of Teichmüller theory. Vol. II*, volume 13 of *IRMA Lect. Math. Theor. Phys.*, pages 455–508. Eur. Math. Soc., Zürich, 2009.

- [Dum17] David Dumas. Holonomy limits of complex projective structures. *Adv. Math.*, 315:427–473, 2017.
- [Ear81] Clifford J. Earle. On variation of projective structures. In *Riemann surfaces and related topics: Proceedings of the 1978 Stony Brook Conference (State Univ. New York, Stony Brook, N.Y., 1978)*, volume 97 of *Ann. of Math. Stud.*, pages 87–99. Princeton Univ. Press, Princeton, N.J., 1981.
- [Eps] Charles Epstein. Envelopes of horospheres and weingarten surfaces in hyperbolic 3-space. *preprint*.
- [GKM00] Daniel Gallo, Michael Kapovich, and Albert Marden. The monodromy groups of Schwarzian equations on closed Riemann surfaces. *Ann. of Math. (2)*, 151(2):625–704, 2000.
- [GM] Subhojoy Gupta and Mahan Mj. Meromorphic projective structures, grafting and the monodromy map (available at <https://arxiv.org/abs/1904.03804>).
- [Gol09] William M. Goldman. Trace coordinates on Fricke spaces of some simple hyperbolic surfaces. In *Handbook of Teichmüller theory. Vol. II*, volume 13 of *IRMA Lect. Math. Theor. Phys.*, pages 611–684. Eur. Math. Soc., Zürich, 2009.
- [Hej75] Dennis A. Hejhal. Monodromy groups and linearly polymorphic functions. *Acta Math.*, 135(1):1–55, 1975.
- [HP04] Michael Heusener and Joan Porti. The variety of characters in  $\mathrm{PSL}_2(\mathbb{C})$ . *Bol. Soc. Mat. Mexicana (3)*, 10(Special Issue):221–237, 2004.
- [Hub81] John H. Hubbard. The monodromy of projective structures. In *Riemann surfaces and related topics: Proceedings of the 1978 Stony Brook Conference (State Univ. New York, Stony Brook, N.Y., 1978)*, volume 97 of *Ann. of Math. Stud.*, pages 257–275. Princeton Univ. Press, Princeton, N.J., 1981.
- [Hub06] John Hamal Hubbard. *Teichmüller theory and applications to geometry, topology*. Matrix Editions, Ithaca, NY, 2006.
- [Kap95] Michael Kapovich. On monodromy of complex projective structures. *Invent. Math.*, 119(2):243–265, 1995.
- [Kap01] Michael Kapovich. *Hyperbolic manifolds and discrete groups*, volume 183 of *Progress in Mathematics*. Birkhäuser Boston Inc., Boston, MA, 2001.
- [KP94] Ravi S. Kulkarni and Ulrich Pinkall. A canonical metric for Möbius structures and its applications. *Math. Z.*, 216(1):89–129, 1994.
- [KT92] Yoshinobu Kamishima and Ser P. Tan. Deformation spaces on geometric structures. In *Aspects of low-dimensional manifolds*, volume 20 of *Adv. Stud. Pure Math.*, pages 263–299. Kinokuniya, Tokyo, 1992.
- [Luo93] Feng Luo. Monodromy groups of projective structures on punctured surfaces. *Invent. Math.*, 111(3):541–555, 1993.
- [New] Peter Newstead. Geometric invariant theory 3-space. *CIMAT Lectures, 2006*.
- [Tan99] Harumi Tanigawa. Divergence of projective structures and lengths of measured laminations. *Duke Math. J.*, 98(2):209–215, 1999.

OSAKA UNIVERSITY

*E-mail address:* baba@math.sci.osaka-u.ac.jp