

What Do Developers Ask About ML Libraries? A Large-scale Study Using Stack Overflow

Md Johirul Islam, Hoan Anh Nguyen, Rangeet Pan, Hridesh Rajan

Abstract—Modern software systems are increasingly including machine learning (ML) as an integral component. However, we do not yet understand the difficulties faced by software developers when learning about ML libraries and using them within their systems. To that end, this work reports on a detailed (manual) examination of 3,243 highly-rated Q&A posts related to ten ML libraries, namely *Tensorflow*, *Keras*, *scikit-learn*, *Weka*, *Caffe*, *Theano*, *MLlib*, *Torch*, *Mahout*, and *H2O*, on *Stack Overflow*, a popular online technical Q&A forum. We classify these questions into seven typical stages of an ML pipeline to understand the correlation between the library and the stage. Then we study the questions and perform statistical analysis to explore the answer to four research objectives (finding the most difficult stage, understanding the nature of problems, nature of libraries and studying whether the difficulties stayed consistent over time). Our findings reveal the urgent need for software engineering (SE) research in this area. Both static and dynamic analyses are mostly absent and badly needed to help developers find errors earlier. While there has been some early research on debugging, much more work is needed. API misuses are prevalent and API design improvements are sorely needed. Last and somewhat surprisingly, a tug of war between providing higher levels of abstractions and the need to understand the behavior of the trained model is prevalent.

Index Terms—Machine learning, Q&A forums, API misuses



1 INTRODUCTION

Machine learning (ML) is becoming an essential computational tool in a software developer’s toolbox for solving problems that defy traditional algorithmic approach. Software developers are fulfilling this need by development and refinement of a number of new ML libraries [1]. Recently it has also been suggested that ML can introduce unique software development problems [2], [3], [4]. However, we do not yet know about the problems that users of ML libraries face and those that they choose to ask about publicly.

Prior work has shown that studying question and answer (Q&A) forums such as *Stack Overflow* can give significant insights into software developer’s concerns about a technology [5], [6], [7], [8], [9], [10], [11], [12], [13], [14], [15], [16], [17], [18], [19], but has not focused on ML libraries. More details of related work are discussed in Section 8.

This work presents a study of the problems faced by developers while using popular ML libraries. Our study also leverages the posts on *Stack Overflow*. Since 2015, there has been growing interest and significant increase in ML

related questions and distinct users making *Stack Overflow* a representative source of dataset for our study. We selected 10 ML libraries to study, identified by a survey [1] and confirmed by counting the number of posts on *Stack Overflow* related to those libraries. These libraries are *Caffe* [20], *H2O* [21], *Keras* [22], *Mahout* [23], *MLlib* [24], *scikit-learn* [25], *Tensorflow* [26], *Theano* [27], *Torch* [28], and *Weka* [29].

Caffe [20] is a deep learning library for Python and C++. *H2O* [21] is a deep learning library for Java, R, Python or Scala and its key feature is to provide a workflow-like system for building ML models. *Keras* [22] is a deep learning library for Python whose key feature is to provide higher-level abstractions to make creating neural networks easier. *Keras* also uses *Tensorflow* or *Theano* as the backend. *Mahout* [23] is aimed at providing scalable ML facilities for Hadoop clusters. *MLlib* [24] is aimed at providing scalable ML facilities for Spark clusters. *scikit-learn* [25] is a Python library that uses *Tensorflow* or *Theano* as the backend. This library provides a rich set of abstract APIs [30] to hide complexity of ML from the user in an effort to make ML features widely accessible. *Tensorflow* [26] provides facilities to represent a ML model as data flow graphs. *Theano* [27] and *Torch* [28] are aimed at scaling ML algorithms using GPU computing. A novelty of *Theano* is that it provides some self-verification and unit testing to diagnose some runtime errors. *Weka* [29] is a ML library for Java. It provides API support for data preparation, classification, regression, clustering and association rules mining tasks and a GUI for making models easier.

All in all, this set is both representative and provides variety. We selected a total of 3,243 highly-rated *Stack Overflow* posts for this study. A team of three Ph.D. students, with experience in coursework on AI and ML, and using ML libraries, independently read and labeled each of the

- Md Johirul Islam is with the Department of Computer Science, Iowa State University, Ames, IA, 50010.
E-mail: mislam@iastate.edu
- Hoan Anh Nguyen is with the Department of Computer Science, Iowa State University, Ames, IA, 50010.
E-mail: hoan@iastate.edu
- Rangeet Pan is with the Department of Computer Science, Iowa State University, Ames, IA, 50010.
E-mail: rangeet@iastate.edu
- Hridesh Rajan is with the Department of Computer Science, Iowa State University, Ames, IA, 50010.
E-mail: hridesh@iastate.edu

TABLE 1: Numbers of posts having different score (S) about ML libraries. The bold column represents selected posts.

Library	$S \geq 0$	$S \geq 1$	$S \geq 2$	$S \geq 3$	$S \geq 4$	$S \geq 5$
<i>Caffe</i> [20]	2,339	1,320	620	318	192	132
<i>H2O</i> [21]	771	452	167	73	34	17
<i>Keras</i> [22]	5,708	3,323	1,751	953	568	367
<i>Mahout</i> [23]	1,186	610	293	160	103	48
<i>MLlib</i> [24]	1,688	929	498	272	173	119
<i>scikit-learn</i> [25]	9,246	5,302	2,898	1,759	1,188	856
<i>Tensorflow</i> [26]	21,115	10,109	4,962	2,769	1,827	1,334
<i>Theano</i> [27]	2,332	1,341	711	421	265	192
<i>Torch</i> [28]	1,226	640	312	161	91	61
<i>Weka</i> [29]	2,512	1,216	568	293	181	117
Total	48,123	25,242	12,780	7,179	4,622	3,243

posts producing 9,849 labels that were then compared for consistency producing 177 conflicting labels on 177 different posts. All of these conflicts were resolved using mediated, face-to-face conflict resolution meetings between all three participants. We then performed a statistical analysis and a study of the data to answer the following research questions:

RQ1: Difficult stage Which stages are more difficult in a ML pipeline? Fig. 1 shows stages in a typical ML pipeline.

RQ2: Nature of problems Which problems are more specific to library and which are inherent to ML?

RQ3: Nature of libraries Which libraries face problems in specific stages and which ones face difficulties in all stages?

RQ4: Consistency Did the problems stay consistent over the time?

The remainder of this work describes our study and results and makes the following contributions: (1) a labeled and verified, dataset of 3,243 ML library-related Q&A on *Stack Overflow*, (2) a classification scheme for ML-related Q&A, (3) an intra-library analysis to identify strengths and weaknesses of ML libraries, and (4) an inter-library analysis to identify relative strengths and weaknesses.

2 METHODOLOGY

Our study uses Q&A posts on *Stack Overflow*, a popular platform used by developers. Our first step was to find the total number of questions asked about all the ML libraries highlighted by some recent surves [1], [31], [32]. Out of these, we selected 10 popular ML libraries for the study as shown in Table 1. We excluded the other five libraries because the numbers of questions about them were too few (less than 20).

On *Stack Overflow*, each question is rated by the community. The score of a question is computed as $S = |N_U| - |N_D|$ where $|N_U|$ is the number of upvotes and $|N_D|$ is the number of downvotes. The higher score is an indicator of the higher quality of the question, which has been used in prior works [33]. Table 1 shows the entire distribution of the questions for each library based on the score S .

We selected questions with the score of 5 or higher (bold column in Table 1) to focus on high-quality questions while keeping the workload of manually labeling each question manageable.

Next, we manually classified each *Stack Overflow* question into categories to study them further. We first discuss the classification of categories and then our labeling process.

2.1 Classification of Questions

We classify the questions in *Stack Overflow* into several categories. First, we classify the questions into two top-level categories based on whether the question is related to ML or not. Questions related to installation problems, dependency, platform incompatibility, Non-ML APIs, overriding the built-in functionality, adding custom functionality fall into Non-ML category as shown in Fig. 2. We classify the ML-related questions into six categories based on the stages of a typical ML pipeline [34], also reproduced in Fig. 1. Among those seven stages, data collection is out of the scope of this study because ML libraries do not provide this functionality which leaves us with six categories. These six categories are further divided into different sub categories. To find these sub categories one of the Ph.D. (an author of the paper) students with ML expertise first studied 50% of posts and created the subcategories using open coding scheme adapted from earlier works [35], [36], [37]. Then these subcategories were sent to three ML experts for review. Based on the review of the experts the subcategories were improved and the process continued until agreement with ML experts was reached. The full classification is shown in Figure 2. Next, we describe its categories.

2.1.1 Data Preparation

This top-level category includes questions about converting the raw data into the input data format needed by the ML library.

Data adaption. Questions under this subcategory are about reading raw data into the suitable data format required by the library. Data reader provided by the library usually provides this functionality. Questions about converting data, encoding, etc., also fall under this subcategory.

Featuring. Questions under this subcategory are about feature extraction and selection. *Feature extraction* is a process to reduce dimensionality of the data where existing features are transformed into a lower dimensional space. *Feature selection* is another strategy of dimensionality reduction where informative features that have impact on the model are selected.

Type mismatch. Type mismatch happens when the type of data provided by the user doesn't match the type required by the ML API. For example, if an API needs `floating point` data as input but the client provides a `String` then the ML API raises an exception.

Shape mismatch. Shape mismatch occurs when the dimension of the tensor or matrix provided by a layer doesn't match the dimension needed by the next layer. These kinds of errors are very common in deep learning libraries.

Data cleaning. Data cleaning phase, sometimes also called data wrangling, includes removal of null values, handling missing values, encoding data, etc. Without proper data cleaning the training may throw exceptions, and accuracy may be suboptimal.

2.1.2 Modelling

The subcategories of this category include:

Model selection. This subcategory includes questions related to the choice of the best model and choice of the API version (e.g. whether to chose SVM or decision tree).

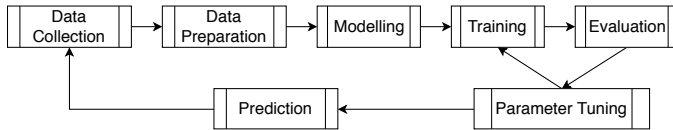


Fig. 1: Stages in a typical ML pipeline, based on [34].

Model creation. This subcategory includes questions related to creating the ML model using the APIs.

Model conversion. This subcategory includes questions related to conversion of a model trained using one library and then using the trained model for prediction in an environment using another library. For example, a model trained in *Torch* can be used for further training or prediction using *Theano*.

Model load/store. This subcategory contains questions about storing models to disk and loading them to use later.

2.1.3 Training

The subcategories of this category include:

Error/Exception. Questions about errors faced by users in the training phase fall into this subcategory. The errors may appear due to various reasons. If the errors are due to shape mismatch or type mismatch we put them into data preparation category. Otherwise, all errors are placed into this subcategory.

Parameter selection. Some frameworks have optional parameters, and developers have to choose appropriate values for these parameters and also pass relevant values to the required parameters. Questions related to these problems fall into this subcategory.

Loss function. Questions related to choosing and creating loss functions fall into this category, e.g., whether to use cosine distance.

Optimizer. Questions related to the choice of optimizer are placed into this subcategory, e.g., should I pick Adam or AdaGrad?

Performance. In this subcategory, questions related to long training time and/or high memory consumptions are placed.

Accuracy. Questions related to training accuracy and/or convergence are placed into this subcategory.

2.1.4 Evaluation

The subcategories of this category include:

Evaluation method selection. Question related to the problems in the usage of APIs for doing validation fall into this subcategory, e.g. “*which of the eight APIs for eight different types of validations in scikit-learn, namely KFold, LeaveOneOut, StratifiedKFold, RepeatedStratifiedKFold, RepeatedKFold, LeaveOneGroupOut, GroupKFold and ShuffleSplit, should be used?*”

Visualizing model learning. The developers sometime need to visualize the behavior of the model to get a better understanding of the training process and also to know the effects of evaluation on the change of loss function and accuracy. Those questions are placed in this subcategory.

2.1.5 Hyper-parameter Tuning

Hyperparameter tuning is used to improve the model’s performance. The values of hyperparameters affect model

accuracy. For example, a bad learning rate may cause a model to learn poorly and give low accuracy. The subcategories of this category include:

Tuning strategy selection. Questions about choosing among APIs for different tuning methodologies are placed into this subcategory. For example, one poster wondered whether they should use the grid search or randomized search or parameter sampling for parameter tuning in *scikit-learn*?

Tuning parameter selection. This subcategory covers discussions related to the selection of parameters for tuning. Some parameters may not have an effect on the model accuracy other than increasing the training time while some might have a significant effect on the accuracy. For example, the following code from a post is trying to tune the kernel and C parameter of the ML algorithm to find the best combination from values given at line 4.

```

1 from sklearn import svm, datasets
2 from sklearn.model_selection import GridSearchCV
3 iris = datasets.load_iris()
4 parameters = {'kernel':('linear','rbf'), 'C':[1,10]}
5 svc = svm.SVC()
6 clf = GridSearchCV(svc, parameters)
  
```

2.1.6 Prediction

After the model is trained and evaluated, the model is used to predict new input data. Questions in this top-level category are about problems faced by the developers during prediction and include the following subcategories.

Prediction accuracy. Questions related to prediction accuracy, e.g. due to overfitting, are placed into this category.

Model reuse. Developers might have difficulty in reusing existing models with their own datasets for prediction to make use of the state of the art models from well-known providers.

Robustness. Questions in this subcategory are about the stability of the models with slight changes, possibly noise, in the datasets.

2.2 Manual Labeling

Manual labeling of the Q&A dataset was the most important (and time-consuming) step before our analysis. To decrease the bias in manual labeling we recruited three participants. Each participant had coursework in both AI and ML and had experience using ML libraries to solve problems. Each participant labeled all the questions producing 9,840 labels.

Participant Training. Before the labeling, the participants were provided with the classification shown in Fig. 2. Then, a training session was conducted where each (sub)category was discussed and demonstrated using examples.

Labelling Efforts. First, each participant gave each question one of the labels from top-level categories namely Non-ML, Data Preparation, Modelling, Training, Evaluation, Tuning, Prediction. Then, (s)he assigned a subcategory.

We found that, at the steady state, a participant could label around 50-60 questions per hour. For labeling the whole dataset consisting of 3,283 questions, each participant took around 1 week time. In total, 168 person-hours were spent on labeling this dataset.

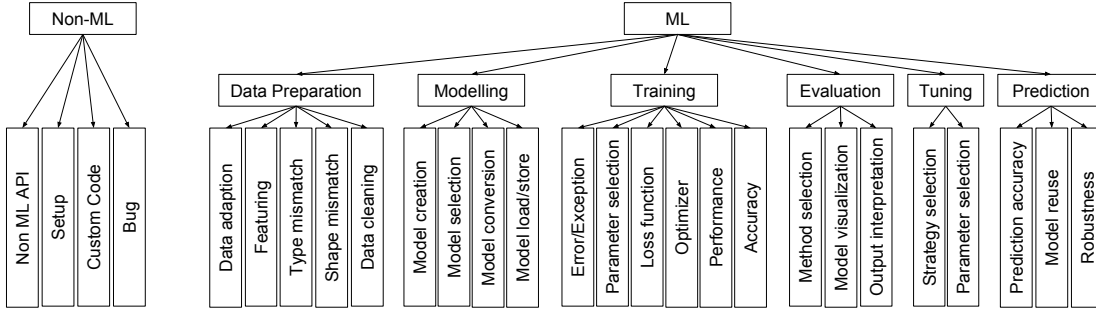


Fig. 2: Classification used for categorizing ML library-related Stack Overflow questions for further analysis

	R1	R2	R3
R1	1.00	0.94	0.92
R2	0.94	1.00	0.91
R3	0.92	0.91	1.00

(a) Kappa coefficients (κ).

0.00–0.20	slight agreement
0.21–0.40	fair agreement
0.41–0.60	moderate agreement
0.61–0.80	substantial agreement
0.81–1.00	perfect agreement

(b) Interpretation of κ value.

Fig. 3: Cohen’s kappa coefficients for labeling process.

Reconciling Results. After collecting labels separately from each participant, a moderator then compared them. If there was an inconsistency between participants for a question, the moderator created an issue in a repository for resolution. Among all 3,243 questions, 177 (5%) needed further discussion.

Then, the three participants had two in-person meetings to discuss those 177 questions. The participants read the questions carefully again and voted individually. If the votes matched we accepted those as resolved, otherwise participants discussed the reasons behind choosing a label and tried to achieve consensus. In most cases, the opinions differed due to the ambiguous nature of the questions. For example, for a question asking about suboptimal accuracy, it was difficult to say from the question without further exploration whether it is talking about accuracy in the prediction stage or accuracy in the training or evaluation stage. We resolved these type of questions by a careful reanalysis of the Q&A text.

We measured the inter-rater agreements using Cohen’s kappa coefficient (κ) as shown in Fig. 3a. It measures the observed level of agreement between raters of a particular set of nominal values and corrects for agreements that would appear by chance. The interpretation of κ ’s values is shown in Fig. 3b. From Fig. 3a, we see that the kappa coefficient between all the raters involved in the labeling process is more than 0.9 indicating perfect agreements. We also computed the Fleiss coefficient [38] which is widely used for finding IRR between more than 2 raters. The Fleiss coefficient was 90.68% indicating a perfect level of agreement. We computed all the IRR coefficients based on the ratings before the discussion for agreement. After the discussion for reconciling the conflicts in the presence of a moderator, the agreement level was 100%

2.3 Threats to Validity

Internal Validity In the manual labeling threat can be due to the possibility that labeling could be biased. We mitigate this threat by using 3 raters and resolving the conflicts via in

person meetings. The inter rater reliability coefficient shows that there was perfect level of agreement between raters.

The possibility of missing relevant posts can also be a threat. We mitigate this bias by collecting the tags that are relevant to a particular ML library. We then collect all the posts containing those tags using *Stack Overflow* API.

Classification of questions in the top level categories can also pose threat. To mitigate this threat we use the categorization used and described by practitioners and researchers [24], [34], [39].

Classifying the top level categories into subcategories can have bias and missing subcategories due to open coding scheme. To mitigate this threat one PhD student initially studied a subset of posts and came up with the subcategories. Then, three ML experts were consulted and their opinion on the classification was used for multiple round of revisions and improvements.

The ML expertise of the raters can affect the manual labeling. To mitigate this threat we selected raters who have expertise in ML as well as using the libraries in the study. The raters also study the answers and comments in posts to improve their insights.

External Validity In *Stack Overflow* threat to validity can be low quality posts [40], and chronological order of posts. To eliminate the quality threat we studied only the posts that have the tag of the relevant library and then only kept the posts that have score $\zeta = 5$. This balanced both the quality and labeling efforts.

Chronological order of the posts can introduce threat as some older posts may be resolved in later version of the libraries. To alleviate this threat we classify questions that may appear only due to the API versions into Non-ML category.

An external threat can be expertise of the programmers asking the questions. If the questions are asked only by newbies then our results aren’t as general. To understand this threat, we measured *reputation*, a metric used by *Stack Overflow* to estimate expertise. *Stack Overflow* users above 50 are considered reputable and are allowed to comment on posts. Table 2 shows that the mean reputation of programmers asking the questions that we have studied is high indicating that the expertise of the programmers asking the questions is not a threat to our study.

3 ANALYSIS AND RESULTS

We have proposed four research questions to understand what developers ask about ML. We explore the answers to

TABLE 2: Reputation of users for posts in our study.

Library	Min	Max	SD	Mean	Median
<i>Caffe</i> [20]	28	68238	7727	2252	485
<i>H2O</i> [21]	24	7115	1635	994	194
<i>Keras</i> [22]	22	68662	4639	1375	354
<i>Mahout</i> [23]	26	48267	7105	3217	998
<i>MLlib</i> [24]	26	159552	15115	3367	427
<i>scikit-learn</i> [25]	1	108807	5747	1850	474
<i>Tensorflow</i> [26]	26	149231	5234	1399	336
<i>Theano</i> [27]	26	68692	7739	2721	497
<i>Torch</i> [28]	26	31205	3813	1646	504
<i>Weka</i> [29]	26	135428	15774	4440	556
Overall	1	159552	6289	1764	389

these research questions in this study. The research questions cover the following aspects: identifying the difficult stages in the current ML pipeline faced by the developers (**RQ1**), understanding whether the problems faced by the developers are only due to the design of library or there are some problems inherent to ML (**RQ2**), exploring whether some of the libraries are more difficult in certain stages and are there libraries that shows comparable difficulties in all the stages (**RQ3**), exploring whether the problems faced by the developers changed over time or they stayed consistent (**RQ4**). Next, we answer these questions using a statistical analysis summarized in Tables 3 and 4 and present our findings. Our raters have read and agree with these findings.

4 RQ1: DIFFICULT STAGES

If we know the relative difficulty of ML stages for developers, then software engineering R&D and educational efforts can prioritize work on challenging stages. This section explores this question.

4.1 Most difficult stage

As Table 3 shows, and as expected the model creation is the most difficult, but surprisingly data preparation is the next difficult stage which turns out to be more difficult than training stage.

Model creation has the median of 23% across all the libraries which is the highest compared to all other stages in the ML pipeline. Some of the libraries for distributed ML like *Mahout*, *Torch*, *Caffe*, *MLlib* have abnormally high difficulty in model creation stage. This suggests that machine learning in distributed environment is not developer friendly yet.

Finding 1: Model creation is the most challenging (yet critical) in ML pipeline, especially for libraries supporting distributed ML on clusters like *Mahout* and *MLlib*.

Finding 1 provides indication that, tool support in creating models, especially in distributed machine learning is needed. Enhancing tool support to make model creation in distributed environment easier and research on detecting and resolving problems in model creation is needed.

Further analysis showed that libraries that model creation is especially harder for ML libraries that require developers to use multiple configuration languages to configure their models, for example in *Caffe*. For example in *Caffe*,

questions about using multiple languages are discussed frequently. According to a case study by Amershi *et al.* [41], Microsoft developers face similar issues in the machine learning pipeline. It says that though Data Availability, Collection, Cleaning, and Management are most challenging for all three groups of the developer but Model Evolution, Evaluation, and Deployment are more significant for all groups according to the frequency. Our results from studying the posts support what was known at a corporate community and have found several new findings.

4.2 Data preparation

This top level category includes questions about adapting the data to the format required by the library, featuring, dealing with type and shape mismatches, and data cleaning. All together, this stage is the next most difficult stage across ML libraries (median 20%).

Finding 2: Data preparation, especially data adaptation, is the second most difficult stage in ML pipeline.

Further analysis showed that ML libraries that use uncommon formats lead to additional difficulties among the developers to understand the format, use the new formats in their software, data wrangling and preprocessing to the format of the data. For example, *Weka*, *MLlib* have higher problem in data adaption due to their use of uncommon ARFF and RDD formats of data. For some libraries data preparation turns out to be ever more challenging compared to model creation. For example, *H2O*, *Torch* and *Weka* have 35.29%, 22.95% and 20.51% of posts, respectively, about data adaptation.

This finding suggests that the tradeoff in the design of data preparation APIs, e.g. use of custom formats, needs more study. Interestingly, most of the ML textbooks and courses spend little time on data preparation related discussions.

Surprisingly Tuning and Prediction stages of the ML pipeline—topics discussed frequently in the ML research papers—appear infrequently in *Stack Overflow* questions.

5 RQ2: NATURE OF PROBLEMS

Are some difficulties inherent to ML and thus all ML libraries face them? If so, general solutions could be developed and adapted to all ML libraries. Otherwise, design of the specific library could be improved by utilizing lessons learned in this section.

5.1 Type mismatch

Type mismatch questions have median of 1.61%, SD of 1.02%, and IQR of 1.80%. The smaller IQR indicates that type mismatch appears in most of the ML libraries. *scikit-learn*, *MLlib*, *Theano* and *Tensorflow* have higher difficulties in type-related problems with 2.92%, 2.52%, 2.08% and 2.02%, respectively. *MLlib* uses a custom data format called RDD that seems to make type-related problems more frequent for this library. There are also questions about failures due to type mismatch in *scikit-learn*, *Tensorflow* and *Theano* as their APIs have type requirements that are not currently checked.

TABLE 3: Percentage of questions in each top-level category across libraries (in %).

	Caffe	H2O	Keras	Mahout	MLlib	scikit-learn	Tensorflow	Theano	Torch	Weka	Q1	Q3	IQR	Median	SD
Data preparation	14.0	41.0	16.0	17.0	33.0	26.0	16.0	17.0	23.0	30.0	16.5	29.0	12.5	20.0	8.7
Modelling	32.0	24.0	28.0	*44.0	29.0	25.0	27.0	27.0	33.0	20.0	26.5	31.2	4.7	27.0	5.5
Training	24.0	18.0	25.0	8.0	15.0	18.0	21.0	16.0	20.0	12.0	15.0	20.7	5.7	18.0	4.7
Evaluation	1.0	6.0	8.0	4.0	7.0	9.0	9.0	3.0	3.0	10.0	3.5	8.3	4.8	6.0	2.9
Tuning	1.0	*6.0	0.0	0.0	2.0	*4.0	1.0	1.0	0.0	0.0	0.0	1.5	1.5	1.0	1.9
Prediction	6.0	0.0	10.0	4.0	6.0	7.0	4.0	2.0	2.0	11.0	2.6	6.6	4.0	5.0	3.2
Non-ML	22.0	6.0	13.0	23.0	6.0	11.0	20.0	35.0	20.0	10.0	10.3	21.4	11.1	16.0	8.6

* indicates the library is an outlier for the category in the corresponding row. $IQR = Q3 - Q1$: inter-quartile range, SD : standard deviation.

TABLE 4: Percentage of questions in each subcategory across libraries (in %).

	Caffe	H2O	Keras	Mahout	MLlib	scikit-learn	Tensorflow	Theano	Torch	Weka	Q1	Q3	IQR	Median	SD
Data adaptation	9.84	35.29	7.90	14.58	25.2	8.64	9.22	10.41	22.95	20.51	9.37	22.3	12.93	12.5	8.70
Featuring	0	5.88	1.09	0	4.20	9.34	0.74	0.52	0	4.27	0.13	4.3	4.17	0.92	3.03
Type mismatch	1.52	0	1.09	0	2.52	2.92	2.02	2.08	0	1.71	0.27	2.07	1.80	1.61	1.02
Shape mismatch	1.52	0	*5.50	0	0	1.86	2.62	2.08	0	0	0	2.03	2.03	0.75	1.70
Data Cleaning	1.52	0	0.55	2.10	2.52	3.62	2.09	1.60	0	3.41	0.79	2.40	1.61	1.82	1.22
Model creation	26.52	17.64	25.88	*43.75	23.52	21.37	23.01	23.43	22.95	21.36	21.77	25.30	3.53	23.22	6.70
Model selection	0	0	0.55	0	0.84	*2.10	0.60	0	0	0	0	0.58	0.58	0	0.64
Model conversion	3.79	0	0.27	0	0.84	0.33	2.25	2.60	4.91	3.41	0.24	3.21	2.97	1.54	1.71
Model load/store	1.50	5.88	1.63	0	5.04	1.75	1.94	1.01	4.91	1.71	1.55	4.20	2.65	1.73	1.88
Error/Exception	0.76	5.88	5.50	4.20	5.88	4.78	5.32	5.72	1.64	2.56	2.96	5.67	2.71	5.10	1.80
Parameter selction	9.10	5.88	5.50	0	2.52	3.97	3.74	2.60	8.20	5.13	2.89	5.78	2.89	4.50	2.60
Loss function	6.10	0	4.09	0	0.84	1.40	3.74	2.60	3.30	1.71	0.98	3.60	2.62	2.16	1.86
Optimizer	2.30	0	1.09	2.10	0	0.70	2.77	1.04	3.30	0.85	0.74	2.20	1.46	1.07	1.07
Performance	2.30	5.88	6.27	2.10	5.04	3.27	4.87	3.12	1.64	0.85	2.13	5.00	2.87	3.20	1.80
Accuracy	3.78	0	2.45	0	0.84	3.62	0.90	1.04	1.64	0.85	0.84	2.30	1.46	0.97	1.30
Eval. strategy selection	0.75	0	2.18	2.08	5.04	3.85	5.24	0	1.64	8.54	0.84	4.7	3.86	1.86	2.64
Visualization	0	0	1.63	0	0	2.68	1.65	0	0	2.68	0	1.23	1.23	0	0.95
Output interpretation	0	*5.88	*3.82	2.1	1.68	2.21	2.17	2.60	1.64	1.71	1.69	2.50	0.81	2.13	1.47
Tuning strategy selection	0.75	*5.88	0.27	0	1.68	3.50	0.45	1.04	0	0	0.07	1.52	1.45	0.60	1.82
Tuning param. selection	0	0	0	0	0	*0.81	0.08	0	0	0	0	0	0	0	0.24
Prediction accuracy	6.10	0	6.81	4.20	5.04	5.25	3.97	2.08	1.64	8.54	2.55	5.85	3.30	4.60	2.44
Model reuse	0	0	*1.37	0	0	0.23	0.22	0	0	*1.71	0	0.23	0.23	0	0.60
Robustness	0	0	1.65	0	0.84	1.28	0.30	0	0	0.85	0	0.85	0.85	0.15	0.59
Non-ML API	2.27	0	2.72	4.20	2.52	2.80	4.40	2.08	3.27	1.71	2.13	3.15	1.02	2.63	1.19
Setup	16.67	5.88	9.53	18.75	2.52	5.95	14.50	30.72	16.39	7.69	6.39	16.60	10.21	12.05	7.90
Custom code	1.52	0	0.81	0	0.84	1.51	1.05	1.56	0	0.85	0.21	1.40	1.19	0.84	0.60
Bug	*1.52	0	0	0	0	*0.23	0.07	0	0	0	0	0.06	0.06	0	0.45

* indicates the library is an outlier for the subcategory in the corresponding row. IQR and SD are defined in Table 3.

Finding 3: Type mismatches appear in most ML libraries.

The finding suggests that ML libraries have not focused on type correctness and ML-specific type correctness. A static analysis tool might be able to prevent the majority of these problems. To understand the characteristics of the type mismatch related posts, we randomly select 44 *Stack Overflow* posts. We found 31 out of 44 problems were caused by the abstraction created by the libraries to create ML types. The other 13 were standard Python type errors. As an example, the following exception is thrown due to an ML type error.

```
1 ValueError: ('Unknown loss function', 'root_mean_squared_error')
```

5.2 Shape mismatch

Shape mismatch related questions have median of 0.75%, SD of 1.70%, and IQR of 2.03%. This problem appears in all deep learning library in which *Keras* is an outlier with 5.50%. In these libraries, shapes of neurons at adjacent layers must be compatible otherwise the library will throw exceptions during training or fail during prediction. An example is shown in Fig. 4.

Finding 4: Shape mismatch problems appear frequently in deep learning libraries. *Keras* is an outlier in this subcategory with 5.5% of posts.

```
TensorFlow ValueError: Cannot feed value of shape (64, 64, 3)
for Tensor u'Placeholder:0', which has shape '(?, 64, 64, 3)'
```

Fig. 4: Question 40430186: An example showing dimension or shape mismatch problem in training in ML.

The finding suggests that techniques for verifying shape and dimension compatibility are needed for deep learning libraries. Such techniques could verify if the data conforms to model architecture, and dynamic modification of the network against data shape.

Abstract APIs that hide the details of inner-working of the deep learning networks can further complicate matters. To illustrate consider the following *Keras* code.

```
1 def CreateModel(shape):
2     if not shape:
3         raise ValueError('Invalid shape')
4     logging.info('Creating model')
5     model = Sequential()
6     model.add(LSTM(4, input_shape=(31, 3)))
7     model.add(Dense(1))
8     model.compile(loss='mean_squared_error', optimizer='adam')
9     return model
```

The error is at line 6 where an invalid value of (31, 3) is passed to `input_shape`. The accepted answer suggests

that `input_shape` should be `(32, 1)` instead. The user could not verify statically whether the built model has compatible shape or if there are any unconnected or extra ports while building the model. If we had the tools that could tell the developer that using dimension `(32,1)` can cause 2 out of 3 ports of the next layer to be unconnected then it would be much easier for the developer to find these errors by themselves. These kind of errors could be detected by program analyses and by providing feedback to the users. In fact, many discussions in these high-scored posts call for richer analysis features. To understand the reason behind the *Keras* being an outlier in Shape Mismatch subcategory, we have selected 60 random posts from the dataset. We have found that 21 out of 60 shape mismatch problems are from *Keras* and the shape mismatch in *Keras* occurs due to the abstraction of APIs used to create layers in the network. The dimension of the layers violate the contracts between the layers without giving any hints to the developer.

5.3 Data Cleaning

As shown in Table 4, data cleaning related questions across the libraries have median of 1.82%, SD of 1.22% and IQR of 1.61%. Most of the libraries have questions about data cleaning stage except for *H2O* and *Torch*. This is not surprising since data cleaning is an integral part of any data science pipelines. Libraries *scikit-learn*, *Weka* and *MLlib* have the most questions.

Finding 5: Most libraries have problems in data cleaning.

This finding suggests that tool support for data cleaning is needed, but such techniques may need to overcome inherent technical challenges. The abstract APIs in these libraries sometimes make cleaning fail. For example, the `nan` values in the `dataframe` needs to be converted first into `numpy nan` type before they can be cleaned using APIs provided by *scikit-learn*. Furthermore, these failures do not clearly indicate the root cause making diagnostics difficult.

5.4 Model creation

In model creation subcategory, *the most difficult stage according to RQ1*, we see problems that are both inherent to ML, and specific to design choices in the library. Inherent difficulty of distributed ML is a major source of questions, e.g. see Fig. 5.

Computing user similarity using mahout mapreduce

- ▲ I am using Mahout clustering and I have large clusters each having around 100k users and each user having 5 features. In the next step I need compute pearson correlation to find similarity between the users of the cluster.
- 6
- ▼ Currently I have a python script which does the same for me , but as expected it takes way to long for the computation and is no longer a feasible option
- ★ I looked at Mahout as it provides functionality to find UserSimilarity using Pearson, Tanimoto, loglikelihood measures. What I am not able to find is the way to develop Mapreduce version of these similarity measures.
- 3

Fig. 5: Question 12319454: An example question on model creation for distributed ML using *Mahout*.

Deep learning libraries like *Caffe*, *Keras*, *Theano* and *Tensorflow* also have higher percentages of questions about model creation with 26.52%, 25.88%, 23.43% and 23.01%, respectively. This shows that model creation for deep neural networks is difficult as well.

When we study the questions about *Caffe* we see that *Caffe* users have problems in model creation due to the dependency of the model on multiple files. To create a model successfully, one needs to make a schema file in protobuf format, create a solver file and write code in C++ or Python to build the model [42]. Having several components complicates matters. In our study, 36 out of 135 questions about *Caffe* are about model creation problems.

5.5 Error/Exception

Error/Exception subcategory has the median of 5.10%, SD of 1.80% and IQR of 2.71%. All the libraries have issues on runtime error/exception. Surprisingly, though model creation seems problematic in *Caffe*, runtime failure is very low in *Caffe* with 0.76%. *MLlib*, *H2O*, *Keras*, *Tensorflow* and *scikit-learn* have higher percentage of runtime errors with 5.88% and 5.88%, 5.50%, 5.32% and 4.78%, respectively.

Finding 6: Questions on exceptions/errors are prevalent.

This finding suggests that debugging and monitoring facilities for ML needs much improvement to help developers resolve error/exception independently. We dug deeper to determine where debugging and monitoring might be most helpful and found that deep learning and distributed ML libraries have more posts about runtime errors at training time, e.g. when a model is throwing an exception at training time, a model is not converging or learning as the iteration of training goes on, a model is not predicting well, etc. Fortunately, some recent work has started to address these issues [43], [44], but much more work is needed. Due to the lack of debugging tools to monitor pipelines causes of failure are hard to identify. More abstract deep learning libraries throw more runtime exception during training, e.g. see Figure 6.

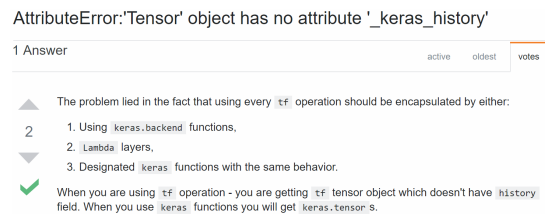


Fig. 6: Question 45030966: An example question about *Keras* showing abstraction in deep learning libraries could make identifying root cause of an error/exception difficult.

5.6 Parameter selection

We expected parameter selection to be an inherent ML issue but found some variation between libraries, median of 4.50%, SD of 2.60% and IQR of 2.89%, suggesting key differences among libraries. *Caffe* and *Torch* have comparatively more problems with 9.10% and 8.20%, respectively. Libraries like *Keras*, *Weka*, *H2O*, *MLlib* shows larger percentage of questions on choice of parameters.

Finding 7: Parameter selection can be difficult in all the ML libraries.

For selecting parameters adding support for meta-heuristic strategies in the libraries can be helpful.

5.7 Loss function selection

Loss functions are used to quantify the difference between values predicted by the model and actual values (labels). Our results shows that developers have difficulty selecting an appropriate loss function but the extent of difficulties varies across the libraries (median of 2.16%, SD of 1.86% and IQR of 2.62%). All deep learning libraries have comparatively more questions about loss function, for example *Caffe*, *Keras*, *Tensorflow* and *Torch* have the highest percentages of 6.10%, 4.09%, 3.74% and 3.30%.

Finding 8: Choice of loss function is difficult in deep learning libraries.

This indicates the necessity of further research on the usage of loss function in deep learning libraries, e.g. on loss function recommendation. The selection of the loss function is primarily dependent on the type of the problem. A wrong selection of the loss function can cause a machine learning model to perform poorer (low accuracy) or can decrease the security of a model by decreasing the robustness that can be utilized by attackers to perform adversarial attack [45].

5.8 Training accuracy

We expected training accuracy to be an inherent ML issue impacting all libraries; however, there are few questions about this on *Stack Overflow*. *Caffe* and *scikit-learn* stood out with 3.78% and 3.62% questions about training accuracy. These libraries provide highly abstract APIs and a large number of optional parameters that need to be selected.

Finding 9: Abstract ML libraries have higher percentage of questions about training time accuracy and convergence.

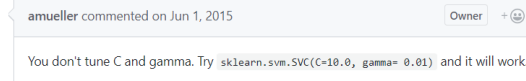
This suggests that the library documentation could be clearer about the impact of optional parameters on training accuracy. Secondly, recommendation system could be developed for parameter recommendation based on dynamic traces.

5.9 Tuning parameter selection

Like accuracy, we considered tuning parameter selection to be an inherent ML issue, impacting those libraries more that have higher number of parameters. Even though not too many libraries have questions about it, *scikit-learn* and *Tensorflow* stand out. *Tensorflow* has higher usage and questions in general, but *scikit-learn* was as expected due to the large number of optional parameters.

As an example, consider creating `AdaBoostClassifier` with 5 optional parameters initialized to some default values shown below.

SVC() and SVC(probability=True) give inconsistent predictions #4800



amueller commented on Jun 1, 2015

You don't tune C and gamma. Try `sklearn.svm.SVC(C=10.0, gamma=0.01)` and it will work.

Fig. 7: *scikit-learn* issue #4800: An example of hyperparameter tuning problem. The user filed a bug report, but a developer of the library responded that the problem was with hyperparameter tuning.

```
1 class sklearn.ensemble.AdaBoostClassifier(
2     base_estimator=None, n_estimators=50, learning_rate=1.0,
    algorithm='SAMME.R', random_state=None)
```

The `base_estimator` is set to `None` but the user may need to choose an estimator to get the best performance. Learning rate is by default set to 1.0. At this learning rate, it is highly likely that the model will not learn anything. So the user may often use these APIs incorrectly and wonder why ML model is not producing useful results. Since these are optional parameters, the user will not even get any error or warning. Finding good values for these parameters and tuning them to make the best model, avoiding over-fitting are frequent questions among developers using *scikit-learn*. There have been some GitHub issues filed to the repository of *scikit-learn* as bugs (See Fig. 7 for an example) but the underlying problem was that the developer was not able to trace why the model is not showing expected accuracy, and unable to tune hyperparameters. We have found 36 questions out of 849 in *scikit-learn* asking help about hyperparameter tuning.

Finding 10: *scikit-learn* has more difficulty in hyper parameter tuning compared to other libraries

Overall, our results from this and two previous subsections suggest that *parameter recommendation is an urgent need for ML libraries, especially those that have a lot of optional parameters.*

5.10 Correlation between libraries

Next, we study whether the pattern of problems exhibited by libraries have similarities. The correlation between libraries based on common pattern of problems is shown in Fig. 8. We have identified two major groups.

Group 1. *Weka*, *H2O*, *scikit-learn*, and *Mllib* form a strongly correlated group with correlation coefficient greater than 0.84 between the pairs. This suggests that the problems appearing in these libraries have some correlation and the difficulties of one library can be described by the difficulty of other libraries in the group.

Finding 11: *Weka*, *H2O*, *scikit-learn*, *Mllib* form a strong correlated group with correlation coefficient greater than 0.84 between the pairs indicating that these libraries have similar problem in all the ML stages.

This finding is interesting because other than *H2O*, other libraries in this category don't support deep learning. We believe that the correlation may be because each of these libraries support many different ML algorithms and allow the user to select an algorithm for their tasks. This design

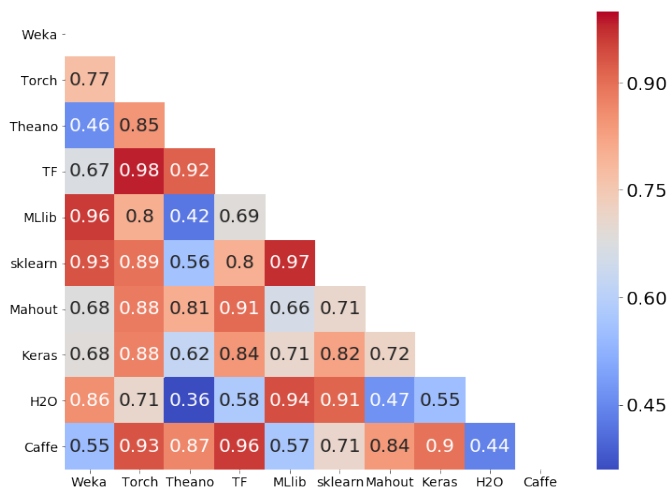


Fig. 8: Correlation between distributions of percentage of questions over stages of the libraries.

choice is markedly different from the other group that are specialized for a single ML algorithm.

Group 2. *Torch*, *Keras*, *Theano*, and *Tensorflow* form another group with strong correlation of more than 0.86 between the pairs. These libraries are all specialized for deep learning.

Finding 12: Deep learning libraries *Torch*, *Keras*, *Theano* and *Tensorflow* form another group with strong correlation of more than 0.86 between the pairs indicating these libraries follow similar problem in all the stages

This finding is interesting because each of these deep learning libraries have adopted different design and philosophies. *Tensorflow* and *Torch* are focused on providing low-level general facilities, *Keras* focuses on high-level abstractions, whereas *Theano* focuses on efficiency on both CPU and GPU. Our finding suggests that despite different design philosophies followed by each of these ML libraries, the problems are interrelated for the libraries in this category. So, the software engineering research results for one library may generalize to other deep learning libraries.

5.11 API Misuses in All ML Stages

The ML libraries have APIs that are very often misused. To identify the misuses we have studied both the questions asked by some developer and the well accepted answers. If the answers pointed out to incorrect or wrong use of API and provided solution using correct use of APIs, we marked them as posts containing API misuse. API misuse is seen across all the stages of ML pipeline.

For example, see Figure 9 where a user is asking that their training takes much time or longer number of iterations to get a certain training accuracy. When they use one API they are able to achieve the desired accuracy in 5 iterations where in the other API they need 60 iterations to reach the same accuracy. The second API works fine, without any error and eventually reaches the same accuracy. But still, the user is puzzled that almost 12 times higher number of iterations are required when using the second

Sklearn SGDClassifier partial fit

▲ I'm trying to use SGD to classify a large dataset. As the data is too large to fit into memory, I'd like to use the `partial_fit` method to train the classifier. I have selected a sample of the dataset (100,000 rows) that fits into memory to test `fit` vs. `partial_fit`.

31

▼ I then test both classifiers with an identical test set. In the first case I get an accuracy of 100%. As I understand it, SGD by default passes 5 times over the training data (`n_iter = 5`). In the second case, I have to pass 60 times over the data to reach the same accuracy.

★ 20 Why this difference (5 vs. 60)? Or am I doing something wrong?

(a) Question

▲ I have finally found the answer. You need to **shuffle the training data between each iteration**, as setting `shuffle=True` when instantiating the model will NOT shuffle the data when using `partial_fit` (it only applies to `fit`). Note: it would have been helpful to find this information on the [sklearn.linear_model.SGDClassifier](#) page.

51

▼ The amended code reads as follows:

✓

(b) Best accepted answer

Fig. 9: Question 24617356: An example showing the API misuse problem in ML libraries. Code snippets are omitted.

API. The answer in Figure 9b suggests that the second API needs the data to be shuffled properly before passing to the API in every iteration. Making that change solves the performance problem. This is an example of API misuse where the precondition of the second API is not satisfied which leads to a performance bottleneck. For another example, let's consider a problem related to the creation of a NaiveBayes model. Only a part of the code snippet where API misuse occurred is shown below:

```
1 def convert_to_csr_matrix(vectors):
2     logger.info("building the csr_sparse matrix representing tf-idf")
3     row = [[i] * len(v) for i, v in enumerate(vectors)]
4     row = list(chain(*row))
5     column = [j for j, _ in chain(*vectors)]
6     data = [d for _, d in chain(*vectors)]
7     return csr_matrix((data, (row, column)))
```

The code failed to work successfully giving dimension mismatch error in some parts of the code. The solution to the problem is to properly use the API `csr_matrix()`. This API needs to have a shape parameter defined explicitly and the correct way to use the API is to explicitly define the shape shown in the code below.

```
1 return csr_matrix((data, (row, column)), shape=(len(vectors), dimension))
```

We have observed another kind of API misuse due to API update by the library provider. To illustrate, consider the code below that worked well in Apache Spark *MLlib* version < 2.0. For Apache Spark version >= 2.0, this API doesn't work. This is one of the top voted questions on Apache Spark *MLlib* category.

```
1 from pyspark.mllib.clustering import KMeans
2 spark_df = sqlContext.createDataFrame(pandas_df)
3 rdd = spark_df.map(lambda data: Vectors.dense([float(c) for c in data]))
4 mdl = KMeans.train(rdd, 2, maxIterations=10, runs=30, initializationMode="random")
```

MLlib version 2.0 isn't backward compatible and so the code at Line 3 is outdated and must be replaced by the following

```
1 rdd = spark_df.rdd.map(lambda data: Vectors.dense([float(c) for c in data]))
```

We have found that similar version incompatibility problems are also prevalent in other ML libraries.

Besides, the API misuse scenarios discussed above, many other kinds of API misuse are common in ML libraries, and a more detailed analysis and categorization of errors is needed (much like MUBench [46]). Some common

problems include failure to find important features, improperly preparing the dataset, performance, over-fitting problems, suboptimal prediction performance, etc. A detailed analysis of API misuse is beyond the scope of this work.

6 RQ3: NATURE OF LIBRARIES

In this section we explore whether some of the libraries are more difficult in certain stages and are there libraries that shows comparable difficulties in all the stages (RQ3). To answer RQ3, we look at three measures. Which libraries have non-zero percentage of questions under the majority of subcategories? Which libraries have above median percentage of questions under the majority of subcategories? Which libraries have outliers?

It turns out that *scikit-learn* and *Tensorflow* have questions under all subcategories, and *Keras*, *Weka*, *MLlib*, *Caffe*, and *Theano* have questions under the majority of subcategories. On the other hand, *H2O*, *Mahout* and *Torch* have questions concentrated under few subcategories and other subcategories have no questions. We further observed subcategories under which *H2O* have the majority of questions and found that the majority of the questions are in the initial stages such as how to adapt data to use within *H2O*, how to create a model, or how to setup to use the library adequately. We also observed similar trends for *Mahout* except it has proportionally higher percentage of questions about model creation and setup.

Finding 13: Early stages for *H2O* and *Mahout* especially setup and model creation have comparatively higher percentage of questions compared to later stages.

This may suggest that getting started is harder with *H2O* and *Mahout*. Reflecting further on the nature of *H2O* and *Mahout*, there is a key similarity between the two libraries. Both present non-traditional models of computation to the developers. *H2O* presents a workflow like model, and *Mahout* is for distributed ML. The absence of questions for later stage subcategories might suggest either that developers who started with *H2O* and *Mahout* stopped using the library or that all developers who faced problems getting started with *H2O* and *Mahout* continued using the library without any major difficulties, and had no questions. Further research is needed to understand which was the case and we didn't find any definitive evidence during this study to suggest either way.

Next, we look at libraries that have above median percentage of questions under the majority of subcategories. At the top, >50% subcategories, are *Tensorflow* (20 subcategories), *scikit-learn* (19 subcategories), *Keras* (17 subcategories). *Tensorflow* and *Keras* are popular libraries for deep learning, and above average interest in the majority of the aspects of their functionality reflects their popularity. *scikit-learn* is a popular ML library in Python. Though it is not used for deep learning, its use for regression, supervised and unsupervised learning, and recommendation related tasks are well known. This library provides abstract APIs that hides the details of ML. In our study, the majority of questions about *scikit-learn* were about data preparation (26%), modeling (25%), and training (18%). In the middle,

>30% subcategories, we have *MLlib* (13 subcategories), *Caffe* (12 subcategories), *Weka* (11 subcategories), *Theano* (11 subcategories), and *Torch* (9 subcategories). At the bottom, we have *Mahout* (6 subcategories) and *H2O* (8 subcategories). We have previously observed that *Mahout* and *H2O* have questions observed under few categories associated with initial stages. Combining with this observation suggests that such difficulties are higher for *Mahout* and *H2O* compared to other libraries.

Next, we look at outliers. For shape mismatch *Keras* is an outlier, for model creation *Mahout* is an outlier, for model selection *scikit-learn* is an outlier, for output interpretation *H2O* and *Keras* are outliers, for tuning strategy *H2O* is an outlier, for tuning parameter selection *scikit-learn* is an outlier, for model reuse *Keras* and *Weka* are outliers, and for bug *Caffe* and *scikit-learn* are outliers.

Finding 14: *scikit-learn* is an outlier in several categories suggesting that a deeper look into its API design might be necessary to improve usability of this important library.

scikit-learn provides a lot of optional parameters to be selected in their APIs, whose values are hard to select yet affect accuracy. That could be the reason why its users have more difficulties in selecting parameters. *scikit-learn* also has an abnormally high percentage of questions about model selection, which is surprisingly because it is one of the few libraries to provide abstract model selection APIs, but the use of these APIs could be simplified. This calls for research on designing better APIs for *scikit-learn*.

Next, we will look at the error/exception related questions.

Finding 15: Deep learning libraries *Caffe*, *H2O*, *Keras*, *Tensorflow*, *Theano*, *Torch* show more training time difficulties compared to other ML libraries

While this finding shouldn't be a surprise, it reinforces a well-established worry in both the AI/ML and SE/PL communities that explaining why a deep learning model has worked or failed at training time or gives unexpectedly low performance remains a hard and open question. We confirm that it is important to solve it to help developers make effective use of deep learning APIs. To ensure that the dataset represents the usage of these libraries in the open source projects, we have calculated the number of occurrences of these libraries in Github open source projects. Table 5 reports the number of occurrences of each library in GitHub. Furthermore, we performed the Kolmogorov Smirnov [47] test among the distribution of the library usage population and our dataset population. We have found p -value of 0.675 and $KS - statistics$ value as 0.3, which suggest that both samples have been taken from a similar population.

7 RQ4: TIME CONSISTENCY OF DIFFICULTY

In this section we explore the answer to RQ4 to understand whether the problems across different stages stayed consistent over time or are there problems that were prominent

TABLE 5: Number of occurrences utilizing the libraries in GitHub.

Library	Occurrences
Caffe	1,46,121
H2O	33,112
Keras	7,55,427
Mahout	2,793
MLlib	90,042
scikit-learn	2,69,672
Tensorflow	39,41,629
Theano	2,28,960
Torch	1,21,583
Weka	21,779
Overall	56,11,118

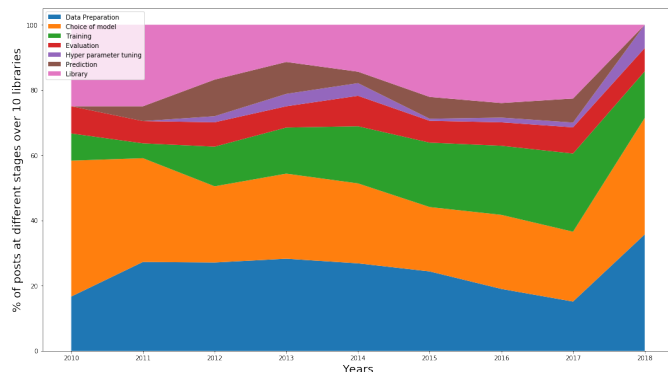


Fig. 10: Difficulties over time, across different stages

only for a certain period of time and then solved by the library developers. To study this question, we plot the percentage of posts across different stages of all the libraries from the year 2009 to March 2018.

Our major observations from Figure 10 are described below: **Model creation related problems are consistent over time.** Choice of model creation problems seem consistent over time indicating model creation problems are not being affected by the evolution of libraries. While these are fundamental problems for ML, deeper involvement of SE engineering researchers is needed to glean and disseminate lessons, patterns, and anti-patterns to help ML practice.

Data preparation related problems slowly decrease after 2013 and show sharp increase after 2017. Weka the library that has most difficulty in data preparation stage started losing popularity and new tensor representation of data gained popularity which explains the slow decline in the data preparation difficulty. The increase in data preparation since 2017 coincides with the increasing interest in deep learning, and popularity of deep learning libraries that provide higher levels of abstraction. Data from a varied set of sources are prepared for deep learning tasks.

Training related problems shows slow increase over time. Due to the popularity of deep learning where training time errors occur more frequently the training related problems are slowly increasing.

Evaluation problems are consistent over time. Evaluation related problems have not been solved by the evolution of ML libraries over the last decade.

8 RELATED WORK

Stack Overflow is the widely used platform to study the software engineering practice from the developer’s perspective.

However, existing work has not studied the usage of ML libraries using *Stack Overflow*. Meldrum *et. al.* [33] studied 266 papers using *Stack Overflow* platforms to show the growing impact of *Stack Overflow* on software engineering research. Treude *et. al.* [5] did a manual labeling of 385 questions to manually classify 385 questions into 10 different categories (how-to, discrepancy, environment, error, decision help, conceptual, review, non-functional, novice, and noise) to identify the question types. This study is useful to learn the general categories of questions asked by developers. Kavalier *et. al.* [8] used *Stack Overflow* data to study the queries on APIs used by Android developers and showed the correlation between APIs used in producing Apps in the market and the questions on APIs asked by developers. Linares-Vásquez *et. al.* [9] studied the effect of the changes in Android API on the developer community. They used the discussions arising on *Stack Overflow* immediately after the API is changed and behavior of the API is modified to study the impact of the change among the developers. [48] studied machine learning based algorithms, approaches, execution frameworks and presented a brief discussion of some libraries used in machine learning. Barua *et. al.* [11] studied the *Stack Overflow* posts and used LDA topic modeling to extract topics to study the trend of different topics over time. Rebouças *et. al.* [13] studied the usage pattern of swift programming language among developers using *Stack Overflow* data. Schenk *et. al.* [15] studied the geographical distribution of usage and knowledge of different skills using *Stack Overflow* posts and users data. Stanley *et. al.* [16] proposed a technique based on the Bayesian probabilistic model to predict the tags of a *Stack Overflow* post. McDonnell *et. al.* [17] presented a study of API stability using *Stack Overflow* data and as a test case they used Android Ecosystem. Baltadzhieva *et. al.* [18] proposed a technique to predict the quality of a new *Stack Overflow* question. Joorabchi *et. al.* [19] studied the challenges faced by computer science learners in different topics and subjects using the *Stack Overflow* data. These works are orthogonal to ours.

9 CONCLUSION

This work is motivated by the need to empirically understand the problems with usage of ML libraries. To understand the problems, we retrieved a significant dataset of Q&A from *Stack Overflow*, classified these questions into categories and subcategories and performed analysis from four viewpoints: finding the most difficult ML stage, understanding the nature of problems, nature of libraries and studying whether the difficulties stayed consistent over time. We found that model creation is the most difficult stage followed by data preparation. We found that type mismatch, data cleaning and parameter selection are difficult across all libraries. We also found that initial stages are harder for *H2O* and *Mahout*, and *scikit-learn* has proportionately higher problems in several subcategories. Lastly, we observed that data preparation and training related problems are showing a sign of increase going forward. These findings are a call to action for SE researchers as engineering of software with ML components is likely to be routine in the next decade.

ACKNOWLEDGMENTS

We thank the anonymous reviewers for their valuable time and constructive feedbacks. We also thank PhD students Hamid Bagheri and Giang NGuyen to take immense pain and labeling the questions manually with great care and helping to resolve the difference through multiple meetings. This material is based upon work supported by the National Science Foundation under Grant CCF-15-18897 and CNS-15-13263. Any opinions, findings, and conclusions or recommendations expressed in this material are those of the authors and do not necessarily reflect the views of the National Science Foundation.

REFERENCES

- [1] kd nuggets, "Top 15 Frameworks for Machine Learning Experts," 2016, <https://www.kdnuggets.com/2016/04/top-15-frameworks-machine-learning-experts.html>.
- [2] D. Sculley, T. Phillips, D. Ebner, V. Chaudhary, and M. Young, "Machine learning: The high-interest credit card of technical debt," 2014.
- [3] D. Sculley, G. Holt, D. Golovin, E. Davydov, T. Phillips, D. Ebner, V. Chaudhary, M. Young, J.-F. Crespo, and D. Dennison, "Hidden technical debt in machine learning systems," in *Proceedings of the 28th International Conference on Neural Information Processing Systems - Volume 2*, ser. NIPS'15. Cambridge, MA, USA: MIT Press, 2015, pp. 2503–2511. [Online]. Available: <http://dl.acm.org/citation.cfm?id=2969442.2969519>
- [4] E. Breck, S. Cai, E. Nielsen, M. Salib, and D. Sculley, "What's your ml test score? a rubric for ml production systems," in *NIPS Workshop on Reliable Machine Learning in the Wild*, 2016.
- [5] C. Treude, O. Barzilay, and M.-A. Storey, "How do programmers ask and answer questions on the web?: Nier track," in *Software Engineering (ICSE), 2011 33rd International Conference on*. IEEE, 2011, pp. 804–807.
- [6] S. Wang, D. Lo, and L. Jiang, "An empirical study on developer interactions in stackoverflow," in *Proceedings of the 28th Annual ACM Symposium on Applied Computing*. ACM, 2013, pp. 1019–1024.
- [7] J. Yang, K. Tao, A. Bozzon, and G.-J. Houben, "Sparrows and owls: Characterisation of expert behaviour in stackoverflow," in *International Conference on User Modelling, Adaptation, and Personalization*. Springer, 2014, pp. 266–277.
- [8] D. Kavalier, D. Posnett, C. Gibler, H. Chen, P. Devanbu, and V. Filkov, "Using and asking: APIs used in the android market and asked about in stackoverflow," in *International Conference on Social Informatics*. Springer, 2013, pp. 405–418.
- [9] M. Linares-Vásquez, G. Bavota, M. Di Penta, R. Oliveto, and D. Poshyvanyk, "How do API changes trigger stack overflow discussions? a study on the android sdk," in *proceedings of the 22nd International Conference on Program Comprehension*. ACM, 2014, pp. 83–94.
- [10] T. P. Sahu, N. K. Nagwani, and S. Verma, "Selecting best answer: An empirical analysis on community question answering sites," *IEEE Access*, vol. 4, pp. 4797–4808, 2016.
- [11] A. Barua, S. W. Thomas, and A. E. Hassan, "What are developers talking about? an analysis of topics and trends in stack overflow," *Empirical Software Engineering*, vol. 19, no. 3, pp. 619–654, 2014.
- [12] W. Wang and M. W. Godfrey, "Detecting api usage obstacles: A study of ios and android developer questions," in *Proceedings of the 10th Working Conference on Mining Software Repositories*. IEEE Press, 2013, pp. 61–64.
- [13] M. Rebouças, G. Pinto, F. Ebert, W. Torres, A. Serebrenik, and F. Castor, "An empirical study on the usage of the swift programming language," in *Software Analysis, Evolution, and Reengineering (SANER), 2016 IEEE 23rd International Conference on*, vol. 1. IEEE, 2016, pp. 634–638.
- [14] Y. Zhang, G. Yin, T. Wang, Y. Yu, and H. Wang, "Evaluating bug severity using crowd-based knowledge: An exploratory study," in *Proceedings of the 7th Asia-Pacific Symposium on Internetware*. ACM, 2015, pp. 70–73.
- [15] D. Schenk and M. Lungu, "Geo-locating the knowledge transfer in stackoverflow," in *Proceedings of the 2013 International Workshop on Social Software Engineering*. ACM, 2013, pp. 21–24.
- [16] C. Stanley and M. D. Byrne, "Predicting tags for stackoverflow posts," in *Proceedings of ICCM*, vol. 2013, 2013.
- [17] T. McDonnell, B. Ray, and M. Kim, "An empirical study of api stability and adoption in the android ecosystem," in *Software Maintenance (ICSM), 2013 29th IEEE International Conference on*. IEEE, 2013, pp. 70–79.
- [18] A. Baltadzhieva and G. Chrupala, "Predicting the quality of questions on stackoverflow," in *Proceedings of the International Conference Recent Advances in Natural Language Processing*, 2015, pp. 32–40.
- [19] A. Joorabchi, M. English, and A. E. Mahdi, "Text mining stackoverflow: An insight into challenges and subject-related difficulties faced by computer science learners," *Journal of Enterprise Information Management*, vol. 29, no. 2, pp. 255–275, 2016.
- [20] Y. Jia, E. Shelhamer, J. Donahue, S. Karayev, J. Long, R. Girshick, S. Guadarrama, and T. Darrell, "Caffe: Convolutional architecture for fast feature embedding," in *Proceedings of the 22nd ACM international conference on Multimedia*. ACM, 2014, pp. 675–678.
- [21] A. Candel, V. Parmar, E. LeDell, and A. Arora, "Deep learning with h2o," *H2O. ai Inc*, 2016.
- [22] F. Chollet *et al.*, "Keras," <https://github.com/fchollet/keras>, 2015.
- [23] S. Owen and S. Owen, *Mahout in action*. Manning Shelter Island, NY, 2012.
- [24] X. Meng, J. Bradley, B. Yavuz, E. Sparks, S. Venkataraman, D. Liu, J. Freeman, D. Tsai, M. Amde, S. Owen *et al.*, "Mllib: Machine learning in apache spark," *The Journal of Machine Learning Research*, vol. 17, no. 1, pp. 1235–1241, 2016.
- [25] F. Pedregosa, G. Varoquaux, A. Gramfort, V. Michel, B. Thirion, O. Grisel, M. Blondel, P. Prettenhofer, R. Weiss, V. Dubourg *et al.*, "Scikit-learn: Machine learning in python," *Journal of machine learning research*, vol. 12, no. Oct, pp. 2825–2830, 2011.
- [26] M. Abadi, P. Barham, J. Chen, Z. Chen, A. Davis, J. Dean, M. Devin, S. Ghemawat, G. Irving, M. Isard *et al.*, "Tensorflow: A system for large-scale machine learning," in *OSDI*, vol. 16, 2016, pp. 265–283.
- [27] J. Bergstra, F. Bastien, O. Breuleux, P. Lamblin, R. Pascanu, O. De-lalleau, G. Desjardins, D. Warde-Farley, I. Goodfellow, A. Bergeron *et al.*, "Theano: Deep learning on gpus with python," in *NIPS 2011, BigLearning Workshop, Granada, Spain*, vol. 3. Citeseer, 2011.
- [28] R. Collobert, S. Bengio, and J. Mariéthoz, "Torch: a modular machine learning software library," *Idiap, Tech. Rep.*, 2002.
- [29] G. Holmes, A. Donkin, and I. H. Witten, "Weka: A machine learning workbench," in *Intelligent Information Systems, 1994. Proceedings of the 1994 Second Australian and New Zealand Conference on*. IEEE, 1994, pp. 357–361.
- [30] L. Buitinck, G. Louppe, M. Blondel, F. Pedregosa, A. Mueller, O. Grisel, V. Niculae, P. Prettenhofer, A. Gramfort, J. Grobler, R. Layton, J. VanderPlas, A. Joly, B. Holt, and G. Varoquaux, "API design for machine learning software: experiences from the scikit-learn project," in *ECML PKDD Workshop: Languages for Data Mining and Machine Learning*, 2013, pp. 108–122.
- [31] Z. Wang, K. Liu, J. Li, Y. Zhu, and Y. Zhang, "Various frameworks and libraries of machine learning and deep learning: A survey," *Archives of Computational Methods in Engineering*, pp. 1–24, 2019.
- [32] G. Nguyen, S. Dlugolinsky, M. Bobák, V. Tran, Á. L. Garcia, I. Heredia, P. Malík, and L. Hluchý, "Machine learning and deep learning frameworks and libraries for large-scale data mining: a survey," *Artificial Intelligence Review*, pp. 1–48, 2019.
- [33] S. Meldrum, S. A. Licorish, and B. T. R. Savarimuthu, "Crowd-sourced knowledge on stack overflow: A systematic mapping study," in *Proceedings of the 21st International Conference on Evaluation and Assessment in Software Engineering*. ACM, 2017, pp. 180–185.
- [34] Yufeng Guo, "The 7 Steps of Machine Learning," 2017, <https://towardsdatascience.com/the-7-steps-of-machine-learning-2877d7e5548e>.
- [35] S. Lockyer, "Coding qualitative data," *The Sage encyclopedia of social science research methods*, vol. 1, no. 1, pp. 137–138, 2004.
- [36] R. S. Life, "Qualitative data analysis," 1994.
- [37] A. Strauss and J. Corbin, *Basics of qualitative research*. Sage publications, 1990.
- [38] K. A. Hallgren, "Computing inter-rater reliability for observational data: an overview and tutorial," *Tutorials in quantitative methods for psychology*, vol. 8, no. 1, p. 23, 2012.
- [39] G. Guzzetta, G. Jurman, and C. Furlanello, "A machine learning pipeline for quantitative phenotype prediction from genotype data," *BMC bioinformatics*, vol. 11, no. 8, p. S3, 2010.

- [40] C. Rosen and E. Shihab, "What are mobile developers asking about? a large scale study using stack overflow," *Empirical Software*



Md Johirul Islam is a doctoral candidate at Iowa State University. His research interests include machine learning program analysis, software techniques for machine learning, and programming languages. He has published works at FSE, Journal of Big Data Analytics in Transportation, and MSR.



Hoan Anh Nguyen has done his post-doctoral at Iowa State University. He received his PhD from Iowa State University. His research interests include program analysis, software evolution and maintenance, and mining software repositories.



Rangeet Pan is a doctoral candidate at Iowa State University. His research interests include static analysis, machine learning, and software security. He has published work at FSE.

Engineering, vol. 21, no. 3, pp. 1192–1223, 2016.

- [41] S. Amershi, A. Begel, C. Bird, R. DeLine, H. Gall, E. Kamar, N. Nagappan, B. Nushi, and T. Zimmermann, "Software engineering for machine learning: a case study," in *Proceedings of the 41st International Conference on Software Engineering: Software Engineering in Practice*. IEEE Press, 2019, pp. 291–300.
- [42] Alexandr Honchar, "Using Caffe with your own dataset," 2017, <https://medium.com/machine-learning-world/using-caffe-with-your-own-dataset-b0ade5d71233>.
- [43] A. Chakarov, A. Nori, S. Rajamani, S. Sen, and D. Vijaykeerthy, "Debugging machine learning tasks," *arXiv preprint arXiv:1603.07292*, 2016.
- [44] Tensorflow, "Debugging TensorFlow Programs," 2016, https://www.tensorflow.org/programmers_guide/debugger.
- [45] S. Saito and S. Roy, "Effects of loss functions and target representations on adversarial robustness," *arXiv preprint arXiv:1812.00181*, 2018.
- [46] S. Amann, S. Nadi, H. A. Nguyen, T. N. Nguyen, and M. Mezini, "Mubench: A benchmark for api-misuse detectors," in *Proceedings of the 13th International Conference on Mining Software Repositories*, ser. MSR '16. New York, NY, USA: ACM, 2016, pp. 464–467. [Online]. Available: <http://doi.acm.org/10.1145/2901739.2903506>
- [47] H. W. Lilliefors, "On the kolmogorov-smirnov test for normality with mean and variance unknown," *Journal of the American statistical Association*, vol. 62, no. 318, pp. 399–402, 1967.
- [48] J. L. Berral-García, "A quick view on current techniques and machine learning algorithms for big data analytics," in *2016 18th international conference on transparent optical networks (ICTON)*. IEEE, 2016, pp. 1–4.



Hridesh Rajan is the Kingland Professor in the Computer Science Department at Iowa State University (ISU) where he has been since 2005. His research interests include programming languages, software engineering, and data science. He founded the Midwest Big Data Summer School to deliver broadly accessible data science curricula and serves as a Steering Committee member of the Midwest Big Data Hub (MBDH). He has been recognized by the US National Science Foundation (NSF) with a CA-

REER award in 2009 and by the college of LAS with an Early Achievement in Research Award in 2010, and a Big-12 Fellowship in 2012. He is a senior member of the ACM and of the IEEE.