
Mind2Mind : transfer learning for GANs

Yaël Frégier *, Jean-Baptiste Gouray*

LML, Université d'Artois
62307 Lens

{jbaptiste.gouray,yael.fregier}@univ-artois.fr

Abstract

We propose an approach for transfer learning with GAN architectures. In general, transfer learning enables deep networks for classification tasks to be trained with limited computing and data resources. However a similar approach is missing in the specific context of generative tasks. This is partly due to the fact that the extremal layers of the two networks of a GAN, which should be learned during transfer, are on two opposite sides. This requires back-propagating information through both networks, which is computationally expensive. We develop a method to directly train these extremal layers against each other, by-passing all the intermediate layers. We also prove rigorously, for Wasserstein GANs, a theorem ensuring the convergence of the learning of the transferred GAN. Finally, we compare our method to state-of-the-art methods and show that our method converges much faster and requires less data.

1 Introduction

Much progress has been made in the recent years in the field of deep learning, first for classification problems and then, with the introduction of GANs, for generative problems. Today we are in a phase of generalisation of its use in almost all of human activity. However, two fundamental requirements remain essential for its implementation : 1) substantial computing power and 2) massive datasets.

Transfer learning is a general approach in machine learning that aims to overcome these constraints. It consists in leveraging a priori knowledge from a learned task \mathcal{T} on a source data set \mathcal{D} in order to learn more efficiently a task \mathcal{T}' on a target data set \mathcal{D}' . It can be applied in deep learning in at least two ways. The first one, *fine tuning*, consists in initialising the learning of a network c' on a new target dataset \mathcal{D}' with the weights of another network c with the same architecture as c' . The network c must have been previously trained by a third party during a very long time on the source dataset \mathcal{D} which is potentially much larger than \mathcal{D}' . The second approach, *cut-and-paste*, takes advantage of the difference between high and low level layers of the network c . It assumes that the network c is composed of two networks c_0 and c_1 stacked one on each other, i.e. mathematically that $c = c_0 \circ c_1$ when the networks are understood as maps. While the low level layers c_1 process low level features of the data, usually common for similar datasets, the high level layers c_0 are in charge of the high level features which are very specific to each dataset. Hence, instead of retraining all the weights of an auxiliary network pre-trained on \mathcal{D} , one can retrain only the parameters of the last layers of the network while keeping the other parameters untouched. Since the low level features often represent the most time consuming part of the training, eliminating the need to train their weights will accelerate the process. If the datasets are similar, only training the last layers generally leads to good results in a much shorter time and with less data.

The goal of this work is to develop in a generative setting, for GAN architectures, the analogue of the *cut-and-paste* approach. A GAN consists of two networks trained adversally. The *generator*

*These authors contributed equally to this work and are listed in alphabetical order.

$g : Z \rightarrow \chi$ associates to a vector z sampled from a latent vector space Z a vector $g(z)$ in another vector space χ while the *discriminator* $c : \chi \rightarrow \mathbb{K}$ associates a value, close to 1 if the vector $g(z)$ belongs to \mathcal{D} and zero otherwise. Their respective loss functions, L_g and L_c are recalled in section 4. In order to apply cut-and-paste approach, we need the assumption that both the generator and the discriminator can be decomposed each in two subnetworks, namely $g = g_1 \circ g_0$ and $c = c_0 \circ c_1$. In other words, we have the commutative diagrams

$$\begin{array}{ccccc} & & M & & M \\ & \nearrow^{g_0} & & \nearrow^{c_1} & \\ Z & \xrightarrow{g} & \chi & \xrightarrow{c} & \mathbb{K}. \end{array} \quad (1)$$

We then can apply verbatim the idea of cutting the low level parts g_1 and c_1 . We therefore only train the new extremal layers c'_0 and g'_0 , components of our *MindGAN*, on the high level features $c_1(\mathcal{D}')$ of the target dataset \mathcal{D}' . However, in order to ensure the convergence of the transferred GAN ($g_1 \circ g'_0, c'_0 \circ c_1$), we need an extra auto-encoder assumption on the transferred layers c_1 and g_1 . This extra assumption is motivated in section 3 after having explained in more detail what we have just sketched. We then give in section 4 the complete algorithm of the mind2mind training approach. It consists in first training c_1 and g_1 to satisfy the auto-encoder constraint and then to train the *MindGAN* (g'_0, c'_0) on $c_1(\mathcal{D}')$ to finally return $g_1 \circ g'_0$ as the transferred generator. We further give in section 5 some theoretical results, theorems 1 and 2, ensuring convergence of the transferred generator $g_1 \circ g'_0$ in terms of the distance between the source and target datasets \mathcal{D} and \mathcal{D}' , the quality of the Auto-Encoder (c_1, g_1) , and the *MindGAN* (g'_0, c'_0). All the proofs of the theoretical claims are contained in accompanying supplementary material. We end the paper by reporting the results of our experiments in section 7 and comparing in section 8 our approach with related works. In a nutshell, the mind2mind transfer approach enables a significant gain of speed of convergence with respect to usual training of GANs and to fine tuning. Our experiments also indicate that one can get very good FID and Inception Score results, above the state of the art, when training on small datasets and with low computing resources. We finally note that Mind2Mind training can also be applied to conditional GANs, as sketched in the Appendix.

2 Background : WGANs and transfer learning

2.1 WGANs

Generative Adversarial Networks (GANs) were introduced in [10] in 2014 (and improved in [19]) to tackle generative tasks with deep learning architectures. They immediately took a leading position in the world of generative models, in spite of the problems of mode collapse, vanishing gradient and instability of the training. These problems are by now resolved by Wasserstein GANs [2] and [12].

Given a data set \mathcal{D} , a problem is defined as *generative* when its solution aims at producing elements that would be characterized as belonging to \mathcal{D} . One can make the assumption that elements of \mathcal{D} can be sampled from an underlying probability distribution $\mathbb{P}_{\mathcal{D}}$ on a space χ and try to approximate it by \mathbb{P}_{θ} , another distribution on χ that depends on some learnable parameters θ . *Generating* then means sampling from the distribution \mathbb{P}_{θ} . The main idea behind a Wasserstein GAN is to use the *Wasserstein distance* (see appendix A, and [23] definition 6.1) to define by $W(\mathbb{P}_{\mathcal{D}}, \mathbb{P}_{\theta})$ the loss function for this optimisation problem. More precisely, the Wasserstein distance is a distance on probability Borel measures on χ (when compact metric space). In particular, the quantity $W(\mathbb{P}_{\mathcal{D}}, \mathbb{P}_{\theta})$ gives a number which depends on the parameter θ since \mathbb{P}_{θ} depends itself on θ . The main result of [2], together with a concrete gradient formula, is that $W(\mathbb{P}_{\mathcal{D}}, \mathbb{P}_{\theta})$ has the same regularity in θ as \mathbb{P}_{θ} . As a consequence, this optimisation problem can be solved by doing gradient descent for the parameters θ until the two probability distributions coincide.

Among the distributions on χ , some can be obtained from an a priori distribution \mathbb{P}_Z on an auxiliary latent space Z and a map $g : Z \rightarrow \chi$ as follows. The *push-forward* of \mathbb{P}_Z under g is defined so that a sample is given by $g(z)$ the image through g of a sample z from the distribution \mathbb{P}_Z . We will denote it by $g_{\#}\mathbb{P}_Z$ and when g depends on parameters θ use instead the notation $\mathbb{P}_{\theta} := g_{\#}\mathbb{P}_Z$. In practice, \mathbb{P}_Z can be taken as a uniform or a Gaussian distribution and g is a (de)convolution deep neural network. In our applications, we will consider $Z := \mathbb{R}^{128}$ equipped with a multi-gaussian distribution and $\chi = [-1, 1]^{28 \times 28}$, the space of gray level images of resolution 28×28 . Hence, sampling from \mathbb{P}_{θ} will produce images.

In order to minimise the function $W(\mathbb{P}_D, \mathbb{P}_\theta)$, one needs a good estimate of the Wasserstein distance. The *Rubinstein-Kantorovich duality* (See [23] theorem 5.9) states that $W(\mathbb{P}, \mathbb{P}') = \max_{|c|_L \leq 1} \mathbb{E}_{x \sim \mathbb{P}} c(x) - \mathbb{E}_{x \sim \mathbb{P}'} c(x)$, where $\mathbb{E}_{x \sim \mathbb{P}} f(x)$ denotes the esperance of the function f for the probability measure \mathbb{P} , while the max is taken on the unit ball for the Lipschitz semi-norm. Concretely, this max is obtained by gradient ascent on a function c_θ encoded by a deep convolution neural network.

In our case, when $\mathbb{P}' := \mathbb{P}_\theta$, the term $\mathbb{E}_{x \sim \mathbb{P}'} c(x)$ takes the form $\mathbb{E}_{z \sim \mathbb{P}_Z} c_\theta(g_\theta(z))$. One recovers the diagram

$$Z \xrightarrow{g_\theta} \chi \xrightarrow{c_\theta} \mathbb{K} \quad (2)$$

familiar in the adversarial interpretation of GANs. This leads us to stress that one of the drawbacks of Wasserstein GANs is that there are two networks to train, hence many parameters, and that the error needs to backpropagate through all the layers of the two networks combined (in $c_\theta \circ g_\theta$), which is computationally expensive and can trigger vanishing gradient. This is why for example specific techniques need to be introduced to deal with very deep GANs such as in [15]. These are two problems that the approach we present in section 3 can circumvent.

2.2 Transfer learning for feedforward architectures on classification tasks

Transfer learning is a general philosophy in machine learning. It consists in leveraging a priori knowledge from a learned task \mathcal{T} on a source data set \mathcal{D} in order to learn more efficiently a task \mathcal{T}' on a target data set \mathcal{D}' . Usually a similarity is assumed between the source and target tasks/datasets. Many approaches to the problem exist, but they all aim to lower computational cost and/or data resources of learning.

The recent rise of deep learning as a leading paradigm in AI mostly relies on computing power (with generalised use of GPUs) and on massive datasets. These requirements represent a bottleneck for most practitioners outside big labs in industry or academia. This is why transfer learning is a key technique to ensure a widespread use of deep learning. This setting has triggered development of various methods for transfer learning specific to deep neural networks [21]. Among these, one of the most popular consists of the following steps :

1. identify a dataset \mathcal{D} similar to the data set \mathcal{D}' we are interested in, both on a same space χ ,
2. import a network $c = c_0 \circ c_1$ already trained on the dataset \mathcal{D} ,
3. truncate the last layers c_0 of c , corresponding to high level features, and replace them by new layers c'_0 while keeping the original c_1 (which corresponds to low level features that are assumed to be share by the two datasets),
4. pass the new dataset \mathcal{D}' through c_1 and train c'_0 on $c_1(\mathcal{D}')$, and
5. use $c' := c'_0 \circ c_1$ as the new classifier on \mathcal{D}' .

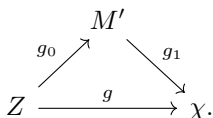
The main advantages of this approach are the following :

1. much less parameters to train (only the parameters of c'_0 , which in practice correspond to a few dense layers),
2. need to pass the data \mathcal{D}' only once through c_1 , and
3. no need to backpropagate the error through c_1 .

It turns out in practice that this approach enables to train a network on a new task with much less computing power and data (see [7]).

3 Mind to mind training approach

We now try to adapt to a GAN the procedure above. The difference is that instead of having just a classifier (or *critic* in the language of WGAN), one also needs to consider a generator that factors

as $g = g_1 \circ g_0$  The generator of a GAN has an architecture symmetric to the

one of a critic. Indeed, the high level features are encoded at the beginning of the network, in g_0 , the closest to the prior vector, while the low level features are encoded in g_1 , in the (de)convolution layers, the closest to the output, i.e. the generated sample. Therefore, if one wants to proceed in analogy with transfer learning for classifiers, one needs to keep g_1 and learn a new g'_0 on the target data set \mathcal{D}' . But, as can be seen by studying the losses of a WGAN [12], the only way a generator can access to information from \mathcal{D}' is through the critic c via the value of $c \circ g = c'_0 \circ c_1 \circ g_1 \circ g'_0$. But this means that the information needs to back-propagate through $c_1 \circ g_1$ to reach the weights of g'_0 . This is something new that was not happening for transfer learning for classification problems, where one could directly train c'_0 on $c_1(\mathcal{D}')$ without having to back-propagate through c_1 . In the current setting, the analog would be to be able to train directly g'_0 and c'_0 on $c_1(\mathcal{D}')$. But a priori, nothing prevents us to try to do so, as long as the source of c'_0 coincides with the target of g'_0 . Therefore, as a result of this analysis, we make from now on the following

Assumption 1. $M = M'$.

In particular one has $\mathbb{P}_\theta = g_{1\#}\mathbb{P}_\theta^0$ with $\mathbb{P}_\theta^0 := g_{0\#}\mathbb{P}_Z$.

Given a new target data set \mathcal{D}' modelled by another probability Borel measure $\mathbb{P}_{\mathcal{D}'}$, one may want to model it with a new WGAN (g', c') , with g' and c' factoring through the same M as $g'_1 \circ g'_0$ and $c'_0 \circ c'_1$. The main idea of this paper is to assume that $g'_1 = g_1$ and $c'_1 = c_1$, i.e. to transfer g_1 and c_1 onto (g', c') as $(g' = g_1 \circ g'_0, c' = c'_0 \circ c_1)$.

One can then approximate the distribution $c_{1\#}\mathbb{P}_{\mathcal{D}'}$ by $\mathbb{P}_{\theta'}^0 := g'_{0\#}\mathbb{P}_Z$ using the following **MindGAN**

$$Z \xrightarrow{g'_0} M \xrightarrow{c'_0} \mathbb{K}.$$

The main result of this article is that $\mathbb{P}'_\theta = g_{1\#}\mathbb{P}_{\theta'}^0$ is a good approximation of $\mathbb{P}_{\mathcal{D}'}$. But we need an extra hypothesis. More precisely, our GAN has to satisfy the property that

Assumption 2. $g_1 \circ c_1 = Id_\chi$,

i.e. that g_1 is surjective and has c_1 as a right inverse (a section). In order to motivate this assumption, let us use the analogy with humans learning a task, like playing tennis for instance. One can model a player as a function $Z \xrightarrow{g} \chi$, where χ is the space of physical action of the player. His/her coach can be understood as a function $\chi \xrightarrow{c} \mathbb{K}$, giving $c(g(z))$ as a feedback for an action $g(z)$ of g . The objective of the player can be understood as to be able to generate instances of the distribution \mathcal{D}' on χ corresponding to the “tennis moves”.

However, in practice, a coach rarely gives his/her feedback as a score, but rather as some description of what the player has done and should do instead. We can model this description as a vector $c_1(g(z))$ in M , the mind of c , where M and c_1 belong to a commutative diagram

$$\begin{array}{ccc} & M & \\ c_1 \nearrow & & \searrow c_0 \\ \chi & \xrightarrow{c} & \mathbb{K}. \end{array}$$

In this analogy, c_1 corresponds to the coach analysing the action and c_0 corresponds to the coach giving a score based on this analysis. The player itself can be decomposed as a diagram

$$\begin{array}{ccc} & M' & \\ g_0 \nearrow & & \searrow g_1 \\ Z & \xrightarrow{g} & \chi. \end{array}$$

Here g_0 corresponds to the player conceiving the set of movements he/she wants to perform, and g_1 to the execution of these actions. Therefore, two conditions are needed for the coach help efficiently his/her student :

1. they must speak the same language in order to understand one each other,
2. the player must already have a good command of his/her motor system g_1 .

In particular, the first constraint implies that they must share the same feature space, i.e. $M = M'$. A way to ensure that both constraints are satisfied is to check whether the player can reproduce a task

described by the coach, i.e. that

$$g_1(c_1(x)) = x \quad (3)$$

holds. One recognises in (3) the expression of an auto-encoder. It is important to remark that usually, based on previous learning, a player already has a good motor control and he/she and his/her coach know how to communicate together. In other words g_1 and c_1 satisfy (3) before the training starts. Then the training consists only in learning g'_0 and c'_0 on the high level feature interpretations of the possible tennis movements, i.e. on $c_1(\mathcal{D}')$.

It is important to realise that assumption 2 is very strong and is difficult to implement with relatively small networks trained with relatively small datasets. In practice, i.e. in sections 4 and 6, we only use the following weaker assumption, that is much easier to satisfy with usual network architectures and datasets. We use the notation $AE(\mathbb{P}) := g_{1\sharp}(c_{1\sharp}\mathbb{P})$.

Assumption 3. $W(AE(\mathbb{P}_{\mathcal{D}}), \mathbb{P}_{\mathcal{D}}) = 0$.

In particular, the loss function of the training of the Auto-Encoder in our algorithm 1 below turns out to guarantee that the learned networks satisfy assumption 3. This is due to the following lemma, proven in Appendix.

Lemma 1.

$$W(AE(\mathbb{P}_{\mathcal{D}}), \mathbb{P}_{\mathcal{D}})^2 \leq \mathbb{E}_{x \sim \mathbb{P}_{\mathcal{D}}} \|x - g_1(c_1(x))\|^2.$$

4 Algorithm

Our algorithm decomposes into two different phases. During the first one, one trains an auto-encoder (c_1, g_1) on a source dataset \mathcal{D} . In a second phase, one passes the second data set \mathcal{D}' through the encoder c_1 , train a MindGAN (g'_0, c'_0) on the encoded data $c_1(\mathcal{D}')$ and obtain our generator as the composition $g_1 \circ g'_0$ of g_1 , the decoder of the auto-encoder, with g'_0 , the generator of the MindGAN. In the algorithms, we denote by L_{AE} (resp. L_c and L_g) the loss of the auto-encoder (resp. of the discriminator and of the generator).

Algorithm 1 Auto-encoding.

Require: α , the learning rate, b , the batch size, \mathcal{D} , a dataset, φ and θ the initial parameters of the encoder c_1 and of the decoder g_1 .
while φ, θ has not converged **do**
 Sample $\{x^{(i)}\}_{i=1}^b \sim \mathbb{P}_{\mathcal{D}}$ a batch from the dataset \mathcal{D} .
 Update c_1 and g_1 by descending L_{AE} .
end while

Algorithm 2 MindGAN transfer learning.

Require: α , the learning rate, b , the batch size, n , the number of iterations of the critic per generator iteration, \mathcal{D}' , a dataset, φ' and θ' the initial parameters of the critic c'_0 and of the generator g'_0 .
Compute $c_1(\mathcal{D}')$.
while θ' has not converged **do**
 for $t = 0, \dots, n_{\text{critic}}$ **do**
 Sample $\{m^{(i)}\}_{i=1}^b \sim c_{1\sharp}\mathbb{P}_{\mathcal{D}'}$ a batch from $c_1(\mathcal{D}')$.
 Sample $\{z^{(i)}\}_{i=1}^b \sim \mathbb{P}_Z$ a batch of prior samples.
 Update c'_0 by descending L_c .
 end for
 Sample $\{z^{(i)}\}_{i=1}^b \sim \mathbb{P}_Z$ a batch of prior samples.
 Update g'_0 by descending $-L_g$.
end while
return $g_1 \circ g'_0$.

In the remainder of the paper, we use for L_g and L_c the losses of a WGAN with gradient penalty [12] : $L_g := \mathbb{E}_{z \sim \mathbb{P}_Z} c'_0(g'_0(z))$, $L_c := -\mathbb{E}_{m \sim c_{1\sharp}\mathbb{P}_{\mathcal{D}'}} c'_0(m) + L_g + \lambda \mathbb{E}_{m \sim c_{1\sharp}\mathbb{P}_{\mathcal{D}'}, z \sim \mathbb{P}_Z, \alpha \sim (0,1)} \{(\|\nabla c'_0(\alpha m + (1-\alpha)g'_0(z))\|_2 - 1)^2\}$, and for L_{AE} the value of $L_{AE} := \mathbb{E}_{x \sim \mathbb{P}_{\mathcal{D}}} \|x - g_1(c_1(x))\|^2$.

5 Theoretical guarantee for convergence

All the results in this section are proven in the supplementary material.

The first theorem tells us that a good training of the MindGAN implies a good convergence of the transferred WGAN.

Theorem 1. *Let us suppose that g_1 is locally lipschitz and that assumption 2 is satisfied, then the convergence of \mathbb{P}'_θ towards $c_{1\#}\mathbb{P}_{\mathcal{D}'}$ implies the convergence of \mathbb{P}'_θ towards $\mathbb{P}_{\mathcal{D}'}$ (both convergences in terms of Wasserstein distance).*

In particular this theorem applies in our setting because of the following lemma

Lemma 2. *Let $g : Z \rightarrow X$ be a neural network and \mathbb{P}_Z a prior over Z such that $\mathbb{E}_{z \sim \mathbb{P}_Z}(\|z\|) < \infty$ (such as Gaussian) then g is locally lipschitz and $\mathbb{E}_{z \sim \mathbb{P}_Z}(L_z) < \infty$, where L_z are the local lipschitz constants.*

However, in practice assumption 3 is easier to satisfy, thanks to lemma 1. The following theorem tells us that assumption 3, suffices to give a very precise control of the convergence of \mathbb{P}'_θ towards $\mathbb{P}_{\mathcal{D}'}$ in terms of $W(\mathbb{P}_{\mathcal{D}}, \mathbb{P}_{\mathcal{D}'})$, $W(AE(\mathbb{P}_{\mathcal{D}}), \mathbb{P}_{\mathcal{D}})$ and $W(c_{1\#}\mathbb{P}_{\mathcal{D}'}, \mathbb{P}'_\theta)$:

Theorem 2. *There exist three positive constants a , b , and c such that*

$$W(\mathbb{P}_{\mathcal{D}'}, \mathbb{P}'_\theta) \leq aW(\mathbb{P}_{\mathcal{D}}, \mathbb{P}_{\mathcal{D}'}) + bW(\mathbb{P}_{\mathcal{D}}, AE(\mathbb{P}_{\mathcal{D}})) + cW(c_{1\#}\mathbb{P}_{\mathcal{D}'}, \mathbb{P}'_\theta).$$

Very concretely, theorem 2 tells us that in order to control the convergence of the transferred GAN \mathbb{P}'_θ towards the new distribution \mathcal{D}' , we need the exact analogues of steps 1-3 of 2.2 :

1. choose two datasets \mathcal{D}' and \mathcal{D} very similar, i.e. $W(\mathbb{P}_{\mathcal{D}}, \mathbb{P}_{\mathcal{D}'})$ small,
2. train well the auto-encoder (c_1, g_1) , i.e. $W(\mathbb{P}_{\mathcal{D}}, AE(\mathbb{P}_{\mathcal{D}}))$ small, and
3. train well the MindGAN (g_0, c_0) on $c_1(\mathcal{D}')$, i.e. $W(c_{1\#}\mathbb{P}_{\mathcal{D}'}, \mathbb{P}'_\theta)$ small.

6 Architecture and implementation details

The **hardware** used for our experiments consists in a standard desktop configuration with 16 Go of RAM and a GPU NVIDIA GTX 1080 TI. We have tested our algorithms on the following classical **datasets**: MNIST [17], KMNIST [6], FashionMNIST [25] and NotMNIST [5]. Each of these datasets consists in 60 000 images in grey level at the resolution 28×28 (except NotMNIST which contains 200 000 images). They can therefore be used without any preprocessing for transfer tasks.

We have chosen for the WGAN (g, c) an architecture similar to the one used in [12]. The generator g_0 and critic c_0 of the MindGAN (g_0, c_0) of algorithm 2 are modelled on the dense parts of (g, c) , while the encoder c_1 and decoder g_1 of the Auto-Encoder (g_1, c_1) of algorithm 1 are modelled on the convolution parts of (g, c) . In particular, this enables to compare our approach to others using the same capacity and number of training parameters. As **architecture**, we are using three dense layers (256+batchnorm+relu, 256+batchnorm+relu, 512+relu) for g_0 , two dense layers (512+layernorm+relu, 1) for c_0 , a dense layer of $256 \times 7 \times 7$ and 4 deconvolution layers (256+batchnorm+relu, 128+batchnorm+relu, 64+batchnorm+relu, 1+tanh) with kernels of size 4×4 for g_1 , 4 convolutional layers (64+layernorm+relu, 128+layernorm+relu, 256+layernorm+relu, 256+layernorm+relu) with kernels of size 4×4 and a last dense layer of 512+relu for c_1 . Concerning training **hyper-parameters**, we use a learning rate of 10^{-4} for (g, c) , 10^{-3} for (g_0, c_0) and 10^{-5} for (g_1, c_1) , a batch size of 128 for (g_1, c_1) and of 50 for the other networks, 2k training step for (g_1, c_1) and 110k for the other networks, a gradient penalty with $\lambda = 10$ and beta parameters in Adam optimizer (.5, .9).

7 Results

All the code used to produce these results is available in [11]. Evaluation of the quality of GANs is still an open research question. As shown in [4], there does not exist yet a universal objective measure. However, *FID* (Frechet Inception Distance) [14] and *Inception Score* [19] are two quantities often involved in assessing the quality of GANs. In particular, they have been used in [24] to assess the quality of their transfer technique. On the other hand, since transfer learning for GANs is a new research topic, a standard protocol/benchmark specific to this task is missing. We have chosen to use the same protocol as in [24], but with different datasets (recalled in section 6) given our computing resources.

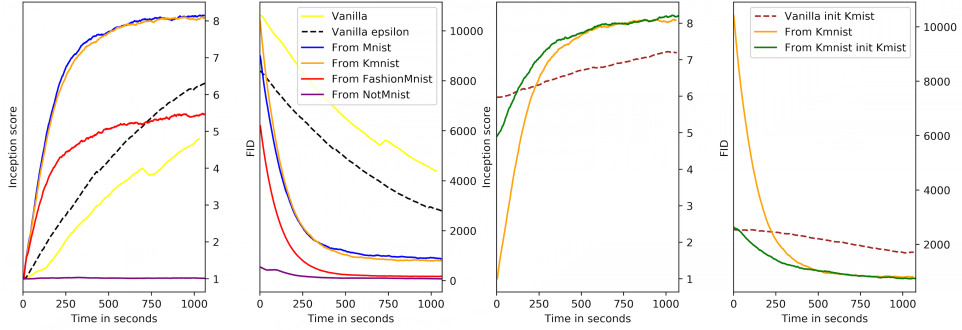


Figure 1: Mind2Mind versus Vanilla/fine tuning.

On the left hand side, one can observe that transferred Mind2Mind WGANs from Mnist and Kmnist converge faster than the Vanilla WGAN. Two fact can explains that. The first is that Mnist and Kmnist are similar (rather than Mnist and NotMnist or FashionMnist). The second is that MindGANs have less parameters to be learned than Vanilla GANs, so calculations are faster. Also, there is no need to backpropagate through the layers of the Auto-Encoder. On the right hand side, one can observe that Mind2Mind GANs converge faster than Vanilla even if one use *fine tuning*. Also Mind2Mind and Fine-Tuning can be combined to get better results.

We have first trained 4 auto-encoders following algorithm 1, one for each of our datasets. The next step was then to train a MindGAN on $c_1 \# \mathbb{P}_{\mathcal{D}'}$ with \mathcal{D}' in one of our 4 datasets. We report the results with $\mathcal{D}' = \text{MNIST}$ for each c_1 of the Auto-Encoders, but similar results hold for other datasets (For example with $\mathcal{D}' = \text{FashionMNIST}$, see figure 2, Appendix B). For evaluating the performances, we have also trained a classifier on MNIST, in order to be able to compute a *Fréchet MNIST distance* and a *MNIST score*. Our results appear on figure 1, with time in seconds in abscisse. One can observe extremely fast convergence to good scores. Note that all the curves were smoothed.

We have also added to this graph a Vanilla WGAN with gradient penalty trained on MNIST, in order to show that our transfer GANs reach very quickly a much better quality. Its architecture is exactly the same as $g_1 \circ g_0$, so that the number of parameters agree. Note that we have used for our Vanilla WGAN a similar model as [12]. However this model would not converge properly, due to a problem of "magnitude race". We have therefore added an ϵ -term [15], [1] to ensure its convergence. Both Vanilla WGANs, with and without ϵ -term appear in figure 1. We want to mention that the Auto-Encoder loss of algorithm 1 plays a regularising rôle that enables to use a much bigger learning rate (10^{-3} instead of 10^{-4}), adding to the speed of convergence. However, asymptotically (not appearing on figure 1), the transferred GANs do not show improved quality compared to the Vanilla GAN. But this is not a problem, since the aim of transfer learning is to learn much faster and on fewer data.

We have also compared our approach to *fine tuning* studied in [24]. We have therefore first trained a Vanilla WGAN with gradient penalty on $\mathcal{D} = \text{KMNIST}$, the dataset the closest to $\mathcal{D}' = \text{MNIST}$. We have then *fine-tuned* it on \mathcal{D}' , i.e. trained a new network on \mathcal{D}' , initialised with the weights of this previously trained Vanilla GAN. The result is displayed in figure 1 under the name *Vanilla init Kmnist*, where it is compared to our best result, namely a Mind2Mind transfer on $\mathcal{D}' = \text{MNIST}$ from $\mathcal{D} = \text{KMNIST}$. Even though one can observe a slight advantage with fine tuning at the very beginning, the Mind2Mind approach takes over very soon and achieves significantly better performances. The figure 1 also features a combined approach of Mind2Mind and fine tuning (labeled *from kmnist init Kmnist*). One can observe that this last approach offers at an early stage a better FID than the other approaches, and an almost as good MNIST score as plain fine tuning. Moreover it behaves asymptotically as Mind2Mind without initialisation, so overall this combination seems to be the best at hand.

Finally, we have experimented on the effect of the size of the datasets on the quality of the training. We have therefore trained a Mind2Mind transferred from $\mathcal{D} = \text{KMNIST}$ on different subsets of $\mathcal{D}' = \text{MNIST}$. The results are displayed on table 1, showing results similar to those of [24].

	1 000	6 000	15 000	30 000	60 000
Mind2Mind	950,06/8,08	853,3/8,21	837,04/8,25	833,76/8,24	801,92/8,14

Table 1: FID/IS for different sizes of MNIST subsets.

One can see that Mind2Mind GANs are stable with respect to the size of the dataset. Indeed, when one increase the size of the dataset, then FID is lower and IS seems to become stable from 15 000 images.

8 Comparison with other approaches

A first version of Auto-Encoders in conjunction with GANs/Wasserstein distance has been considered in [18] and later generalised in [22] and subsequent works. It builds on the Variational Auto-Encoder architecture [16]. However, the problem studied in these papers is very different from the question we address here. Indeed, they do not consider at all transfer learning and work only with a single data set \mathcal{D} at a time. Their goal is rather to give a new approach to Variational Auto Encoders based on the use of the Wasserstein distance. Moreover, even when one restricts our approach to the case when $\mathcal{D} = \mathcal{D}'$, it does not coincide with theirs. Indeed, with the notations of our paper, they work with a fixed prior \mathbb{P}_M on M that they try to approximate by $c_{1\#}\mathbb{P}_{\mathcal{D}}$, while constraining c_1 to be a right inverse (in measure) of g_1 , and $g_{1\#}\mathbb{P}_M$ to approximate (in measure) $\mathbb{P}_{\mathcal{D}}$. On the other hand, our approach involves an extra auxiliary latent space Z . Therefore we can consider $g_{0\#}\mathbb{P}_Z$ as a replacement of \mathbb{P}_M . Via the flexibility of the learnable weights of g_0 , we use $g_{0\#}\mathbb{P}_Z$ to approximate $c_{1\#}\mathbb{P}_{\mathcal{D}}$, instead of using $c_{1\#}\mathbb{P}_{\mathcal{D}}$ to approximate \mathbb{P}_M as in [18]. This is fundamental, because in a setting where $\mathcal{D} \neq \mathcal{D}'$, this decoupling permits to train c_1 and g_1 on \mathcal{D} and c_0 and g_0 on $c_1(\mathcal{D}')$, enabling us to do transfer.

A second stream of papers, [9], [8], [3], [13] and [26] to cite a few, uses another blend of Auto-Encoders with GANs. Their key idea is to learn adversarially an encoder $g_x : \chi \rightarrow M$ together with a decoder $g_m : M \rightarrow \chi$ against a discriminator $c : \chi \times M \rightarrow \mathbb{K}$ in a way that the distributions given by the couples $(g_m(m), m)$ and $(x, g_x(x))$ are indistinguishable from the discriminator point of view. Note that one does not explicitly train g_x and g_m to be inverse to each other, even though at optimality they are ([8] theorem 2). This objective is different than the one we consider, however a component of our approach (i.e. algorithm 1 above) is hinted at in section 2.2 of [9]. Nevertheless, they use Wasserstein GANs to train an Auto-Encoder, not to learn a high level distribution in a feature space. In addition, their approach is really different since, once again, the problem of transfer is not addressed. One can however remark that even though we have not studied it in the present paper, it is in theory possible to replace our algorithm 1 by their architecture. It could be interesting to know if, in this setting, theoretical results similar to theorems 1 and 2 can be obtained.

On the side of papers addressing transfer for GANS, we are aware of [24], [20]. Both apply to GANs *fine tuning*, one of the technics of transfer learning. It basically consists in initializing the training of a network on a target dataset \mathcal{D}' with weights from another network with the same architecture, but already trained on a similar source dataset \mathcal{D} . The two papers seem to have been written independently. While [20] is mainly targeting a specific application of de-noising in medical imagery, [24] is rather interested in understanding fine tuning for GANs per se. Both report a faster convergence and a better quality, though [24] also observes that fine tuning enables training with smaller datasets and that the distance between the source and target datasets influences the quality of the training. Our approach is different but can be in theory combined with fine tuning. Indeed, one can initialise the training of our MindGAN (g_0, c_0) of algorithm 2 on $c_1(\mathcal{D})$ with another MindGAN trained on $c_1(\mathcal{D}')$. We have tried this on the MNISTs datasets, see figure 1, but no significant improvement has been observed, except at a very early stage. However, this combination may provide improvement of the training of bigger networks on more complex datasets. Finally, we have compared fine-tuning against Mind2Mind transfer for WGANs and report a much faster convergence of Mind2Mind and better results in terms of FID and Inception Scores. We believe that more generally, the improvements given by our approach will appear even more clearly once applied to bigger networks on more sophisticated data sets. Note also that our theorem 2 gives a theoretical justification, in our setting, of the observation of [24] of the influence of the distance between \mathcal{D} and \mathcal{D}' on the convergence of the learning.

References

- [1] Sandra Aigner and Marco Körner. Futuregan: Anticipating the future frames of video sequences using spatio-temporal 3d convolutions in progressively growing autoencoder gans. *CoRR*, abs/1810.01325, 2018.
- [2] Martin Arjovsky, Soumith Chintala, and Léon Bottou. Wasserstein generative adversarial networks. In *Proceedings of the 34th International Conference on Machine Learning, ICML 2017, Sydney, Australia, 7-9 August, 2017*, 2017.
- [3] Mohamed Ishmael Belghazi, Sai Rajeswar, Olivier Mastropietro, Negar Rostamzadeh, Jovana Mitrovic, and Aaron C. Courville. Hierarchical adversarially learned inference. *CoRR*, abs/1802.01071, 2018.
- [4] Ali Borji. Pros and cons of gan evaluation measures. *Computer Vision and Image Understanding*, 179:41 – 65, 2019.
- [5] Yaroslav Bulatov. Notmnist dataset. *Google (Books/OCR), Tech. Rep.[Online]. Available: <http://yaroslavvb.blogspot.it/2011/09/notmnist-dataset.html>*, 2011.
- [6] Tarin Clanuwat, Mikel Bober-Irizar, Asanobu Kitamoto, Alex Lamb, Kazuaki Yamamoto, and David Ha. Deep learning for classical japanese literature. *CoRR*, abs/1812.01718, 2018.
- [7] Jeff Donahue, Yangqing Jia, Oriol Vinyals, Judy Hoffman, Ning Zhang, Eric Tzeng, and Trevor Darrell. Decaf: A deep convolutional activation feature for generic visual recognition. In *International conference on machine learning*, pages 647–655, 2014.
- [8] Jeff Donahue, Philipp Krähenbühl, and Trevor Darrell. Adversarial feature learning. *CoRR*, abs/1605.09782, 2017.
- [9] Vincent Dumoulin, Ishmael Belghazi, Ben Poole, Alex Lamb, Martín Arjovsky, Olivier Mastropietro, and Aaron C. Courville. Adversarially learned inference. *CoRR*, abs/1606.00704, 2017.
- [10] Ian Goodfellow, Jean Pouget-Abadie, Mehdi Mirza, Bing Xu, David Warde-Farley, Sherjil Ozair, Aaron Courville, and Yoshua Bengio. Generative adversarial nets. In Z. Ghahramani, M. Welling, C. Cortes, N. D. Lawrence, and K. Q. Weinberger, editors, *Advances in Neural Information Processing Systems 27*, pages 2672–2680. Curran Associates, Inc., 2014.
- [11] Jean-Baptiste Gouray. <https://github.com/jeanbaptistegouray/mindgan>, 2019.
- [12] Ishaan Gulrajani, Faruk Ahmed, Martín Arjovsky, Vincent Dumoulin, and Aaron C. Courville. Improved training of wasserstein gans. In *NIPS*, 2017.
- [13] Md. Akmal Haidar and Mehdi Rezagholizadeh. Textkd-gan: Text generation using knowledge distillation and generative adversarial networks. In Marie-Jean Meurs and Frank Rudzicz, editors, *Advances in Artificial Intelligence*, pages 107–118, Cham, 2019., Springer International Publishing.
- [14] Martin Heusel, Hubert Ramsauer, Thomas Unterthiner, Bernhard Nessler, and Sepp Hochreiter. Gans trained by a two time-scale update rule converge to a local nash equilibrium. In I. Guyon, U. V. Luxburg, S. Bengio, H. Wallach, R. Fergus, S. Vishwanathan, and R. Garnett, editors, *Advances in Neural Information Processing Systems 30*, pages 6626–6637. Curran Associates, Inc., 2017.
- [15] Tero Karras, Timo Aila, Samuli Laine, and Jaakko Lehtinen. Progressive growing of gans for improved quality, stability, and variation. In *6th International Conference on Learning Representations, ICLR 2018, Vancouver, BC, Canada, April 30 - May 3, 2018, Conference Track Proceedings*, 2018.
- [16] Diederik P. Kingma and Max Welling. Auto-encoding variational bayes. *CoRR*, abs/1312.6114, 2014.
- [17] Yann LeCun and Corinna Cortes. MNIST handwritten digit database. <http://yann.lecun.com/exdb/mnist/>, 2010.
- [18] Alireza Makhzani, Jonathon Shlens, Navdeep Jaitly, and Ian J. Goodfellow. Adversarial autoencoders. *CoRR*, abs/1511.05644, 2015.
- [19] Tim Salimans, Ian J. Goodfellow, Wojciech Zaremba, Vicki Cheung, Alec Radford, and Xi Chen. Improved techniques for training gans. In *NIPS*, 2016.

- [20] Hongming Shan, Yi Zhang, Qingsong Yang, Uwe Kruger, Mannudeep K. Kalra, Ling Sun, Wenxiang Cong, and Ge Wang. 3-d convolutional encoder-decoder network for low-dose ct via transfer learning from a 2-d trained network. *IEEE Transactions on Medical Imaging*, 37:1522–1534, 2018.
- [21] Chuanqi Tan, Fuchun Sun, Tao Kong, Wenchang Zhang, Chao Yang, and Chunfang Liu. A survey on deep transfer learning. In *ICANN*, 2018.
- [22] Ilya O. Tolstikhin, Olivier Bousquet, Sylvain Gelly, and Bernhard Schölkopf. Wasserstein auto-encoders. *CoRR*, abs/1711.01558, 2017.
- [23] Cédric Villani. *Optimal transport: old and new*, volume 338. Springer Science & Business Media, 2008.
- [24] Yaxing Wang, Chenshen Wu, Luis Herranz, Joost van de Weijer, Abel Gonzalez-Garcia, and Bogdan Raducanu. Transferring gans: Generating images from limited data. In *ECCV*, 2018.
- [25] Han Xiao, Kashif Rasul, and Roland Vollgraf. Fashion-mnist: a novel image dataset for benchmarking machine learning algorithms. *CoRR*, abs/1708.07747, 2017.
- [26] Junbo Jake Zhao, Yoon Kim, Kelly Zhang, Alexander M. Rush, and Yann LeCun. Adversarially regularized autoencoders. In *ICML*, 2018.

A Proof of things

In the following, all the metric spaces considered will be subsets of normed vector spaces, with the metric on the subset induced by the norm.

First, one recalls some definitions (more details can be found in [23]).

Definition (transference plan). *Let (X, \mathbb{P}_X) and (Y, \mathbb{P}_Y) be two probability spaces. A transference plan γ is a measure on $X \times Y$ such that :*

$$\int_{A \times Y} d\gamma = \mathbb{P}_X(A),$$

and,

$$\int_{X \times B} d\gamma = \mathbb{P}_Y(B).$$

\mathbb{P}_X and \mathbb{P}_Y are called the **marginals** of γ . The set of transference plans with marginals \mathbb{P}_X and \mathbb{P}_Y is denoted by $\Pi(\mathbb{P}_X, \mathbb{P}_Y)$.

Definition (p-Wasserstein distance). *Let $(X, \|\cdot\|)$ be a metric space and $p \in [1, +\infty)$. For two probability measure $\mathbb{P}_1, \mathbb{P}_2$ on X , the p-Wasserstein distance between \mathbb{P}_1 and \mathbb{P}_2 is defined by the following*

$$W_p(\mathbb{P}_1, \mathbb{P}_2) = \left(\inf_{\gamma \in \Pi(\mathbb{P}_1, \mathbb{P}_2)} \mathbb{E}_{(x,y) \sim \gamma} \|x - y\|^p \right)^{\frac{1}{p}}.$$

In this paper, we used the notation $W(\mathbb{P}_1, \mathbb{P}_2)$ instead of $W_1(\mathbb{P}_1, \mathbb{P}_2)$.

A.1 Proof of lemma 1

Let us recall the lemma we want to prove :

Lemma.

$$W(AE(\mathbb{P}_{\mathcal{D}}), \mathbb{P}_{\mathcal{D}})^2 \leq \mathbb{E}_{x \sim \mathbb{P}_{\mathcal{D}}} \|x - g_1(c_1(x))\|^2.$$

Proof. By [23] (Villani, remark 6.6), one has

$$W(AE(\mathbb{P}_{\mathcal{D}}), \mathbb{P}_{\mathcal{D}}) \leq W_2(AE(\mathbb{P}_{\mathcal{D}}), \mathbb{P}_{\mathcal{D}}),$$

hence,

$$W(AE(\mathbb{P}_{\mathcal{D}}), \mathbb{P}_{\mathcal{D}})^2 \leq W_2(AE(\mathbb{P}_{\mathcal{D}}), \mathbb{P}_{\mathcal{D}})^2.$$

By definition of the 2-Wasserstein distance one has

$$\begin{aligned} W_2(AE(\mathbb{P}_{\mathcal{D}}), \mathbb{P}_{\mathcal{D}})^2 &= \inf_{\gamma \in \Pi(AE(\mathbb{P}_{\mathcal{D}}), \mathbb{P}_{\mathcal{D}})} \mathbb{E}_{(x,y) \sim \gamma} \|x - y\|^2 \\ &\leq \mathbb{E}_{(x,y) \sim (Id \times g_1 \circ c_1)_{\#} \mathbb{P}_{\mathcal{D}}} \|x - y\|^2 \\ &= \mathbb{E}_{x \sim \mathbb{P}_{\mathcal{D}}} \|x - g_1(c_1(x))\|^2 \end{aligned}$$

where the inequality comes from the remark that $(Id \times g_1 \circ c_1)_{\#} \mathbb{P}_{\mathcal{D}}$ is a transference plan between $\mathbb{P}_{\mathcal{D}}$ and $(g_1 \circ c_1)_{\#} \mathbb{P}_{\mathcal{D}}$, i.e. $(Id \times g_1 \circ c_1)_{\#} \mathbb{P}_{\mathcal{D}} \in \Pi(AE(\mathbb{P}_{\mathcal{D}}), \mathbb{P}_{\mathcal{D}})$, the last equality from the definition of a push-forward measure. \square

A.2 Proof of theorem 1

It can be useful for the reader to first recall the definition of a Lipschitz function :

Definition (Lipschitz function). *Let $\phi : X \rightarrow Y$ be a map, between metric spaces X and Y . It is called a C-Lipschitz function if there exists a constant C such that :*

$$\forall x \text{ and } y \in X, \|\phi(x) - \phi(y)\|_Y \leq C\|x - y\|_X.$$

We now can prove our theorem 1 :

Theorem. Let us suppose that g_1 is locally Lipschitz and that assumption 2 is satisfied, then the convergence of \mathbb{P}'_θ towards $c_{1\#}\mathbb{P}_{\mathcal{D}'}$ implies the convergence of \mathbb{P}'_θ towards $\mathbb{P}_{\mathcal{D}'}$ (both convergences in terms of Wasserstein distance).

Proof. The result is a simple consequence of

$$W(\mathbb{P}_{\mathcal{D}'}, \mathbb{P}'_\theta) = W(g_{1\#}(c_{1\#}\mathbb{P}_{\mathcal{D}'}), g_{1\#}\mathbb{P}'_\theta) \leq CW(c_{1\#}\mathbb{P}_{\mathcal{D}'}, \mathbb{P}'_\theta),$$

where the equality comes from the definitions and the inequality is an application of lemma 3. \square

Remark 1. It is important to remark that in order to be able to apply lemma 3, one needs the assumption that \mathbb{P}'_θ and $c_{1\#}\mathbb{P}_{\mathcal{D}'}$ have compact support. But as χ is itself compact, this is not a problem for $c_{1\#}\mathbb{P}_{\mathcal{D}'}$ since the image of a compact χ by a continuous function c_1 is compact. However, the compactness of the support of \mathbb{P}'_θ is not a priori granted. An easy fix is to choose a prior \mathbb{P}_Z with compact support. Therefore, we choose this setting in our applications. This remark also applies to theorem 2

Lemma 3. Let $\phi : X \rightarrow Y$ be a locally Lipschitz map, with X compact, then there exists a constant C such that

$$W_Y(\phi_{\#}\mu, \phi_{\#}\nu) \leq CW_X(\mu, \nu).$$

Proof. Let γ be a transference plan realising $W_X(\mu, \nu)$. Define $\gamma' := (\phi \times \phi)_{\#}\gamma$. One can check that γ' defines a transference plan between $\phi_{\#}\mu$ and $\phi_{\#}\nu$. Therefore, one has the following relation

$$\begin{aligned} W_Y(\phi_{\#}\mu, \phi_{\#}\nu) &\leq \int \|x - y\| d\gamma'(x, y) = \int \|\phi(x) - \phi(y)\| d\gamma(x, y) \\ &\leq \int C\|x - y\| d\gamma(x, y) = CW_X(\mu, \nu), \end{aligned}$$

where the first inequality comes from the fact that γ' is a transference plan, the first equality from the definition of the push forward of a measure by a map (recalled in section 2.1), the last inequality from lemma 4, and the last equality from the choice of γ . \square

Lemma 4. Let $\phi : X \rightarrow Y$ be a locally Lipschitz map, and X a compact metric space. Then there exists C such that ϕ is a C -Lipschitz function.

Proof. By definition of a locally Lipschitz map, for all x in X , there exists U_x a neighbourhood of x and a constant C_x such that ϕ is C_x -Lipschitz on U_x .

So $\bigcup_{x \in X} U_x$ is a cover of X . Since X is compact, there exists a finite set I such that $\bigcup_{i \in I} U_i$ is a cover of X .

One can check that ϕ is C -Lipschitz on X , with $C := \max_{i \in I} (C_{x_i})$. \square

A.3 Proof of theorem 2

We can finally turn to the proof of theorem 2 :

Theorem. There exist three positive constants a , b and c such that

$$W(\mathbb{P}_{\mathcal{D}'}, \mathbb{P}'_\theta) \leq aW(\mathbb{P}_{\mathcal{D}}, \mathbb{P}_{\mathcal{D}'}) + bW(\mathbb{P}_{\mathcal{D}}, AE(\mathbb{P}_{\mathcal{D}})) + cW(c_{1\#}\mathbb{P}_{\mathcal{D}'}, \mathbb{P}'_\theta).$$

Proof. From the triangle inequality property of the Wasserstein metric and the definition of \mathbb{P}'_θ , one has :

$$W(\mathbb{P}_{\mathcal{D}'}, \mathbb{P}'_\theta) \leq W(\mathbb{P}_{\mathcal{D}'}, AE(\mathbb{P}_{\mathcal{D}})) + W(AE(\mathbb{P}_{\mathcal{D}}), g_{1\#}\mathbb{P}'_\theta).$$

One concludes with lemma 5 and lemma 3 with $\phi = g_1$. \square

Lemma 5. There exist two positive constants a and b such that

$$W(\mathbb{P}_{\mathcal{D}'}, AE(\mathbb{P}_{\mathcal{D}})) \leq aW(\mathbb{P}_{\mathcal{D}}, \mathbb{P}_{\mathcal{D}'}) + bW(\mathbb{P}_{\mathcal{D}}, AE(\mathbb{P}_{\mathcal{D}})).$$

Proof. Applying twice the triangle inequality, one has :

$$W(\mathbb{P}_{\mathcal{D}'}, AE(\mathbb{P}_{\mathcal{D}'})) \leq W(\mathbb{P}_{\mathcal{D}'}, \mathbb{P}_{\mathcal{D}}) + W(\mathbb{P}_{\mathcal{D}}, AE(\mathbb{P}_{\mathcal{D}})) + W(AE(\mathbb{P}_{\mathcal{D}}), AE(\mathbb{P}_{\mathcal{D}'})).$$

One concludes with lemma 3 with $\phi = g_1 \circ c_1$. \square

Theorem 1 is mentioned as an ideal case scenario. However a mindGAN never completely converge to the minimum of the objective function. This is why we need theorem 2. Indeed, by lemma 1, one gets a control on $W(\mathbb{P}_{\mathcal{D}}, AE(\mathbb{P}_{\mathcal{D}}))$ from the loss function of the Auto-Encoder, and hence of $W(\mathbb{P}_{\mathcal{D}'}, \mathbb{P}_{\theta}')$.

Lemma. Let $g : Z \rightarrow X$ be a neural network and \mathbb{P}_Z a prior over Z such that $\mathbb{E}_{z \sim \mathbb{P}_Z}(\|z\|) < \infty$ (such as Gaussian) then g is locally Lipschitz and $\mathbb{E}_{z \sim \mathbb{P}_Z}(L_z) < \infty$, where L_z are the local Lipschitz constants.

Proof. See Corollary 1. of [2] \square

B Supplementary experiments

In this section, we report additional results of experiments with Mind2Mind GAN transfer. This time the target dataset is $\mathcal{D}' = \text{FashionMNIST}$. We obtain results, reported in figure 2, that are very similar to the one that we report in the paper, as can be observed by comparing figure 1 with figure 2. This indicates that the properties we have reported not specific to MNIST.

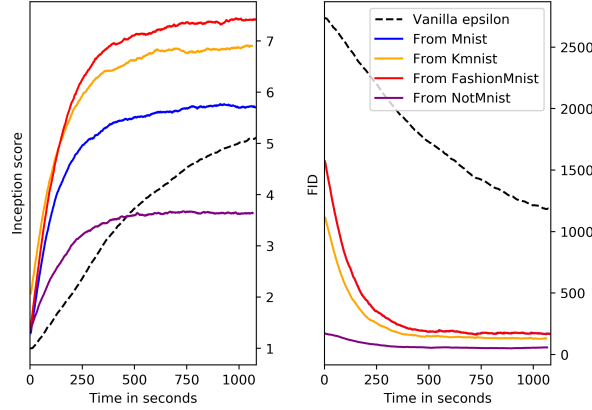


Figure 2: FashionMNIST: Mind2Mind versus Vanilla .

C Mind2Mind conditional GANs

As suggested to us by L. Cetinsoy, the Mind2Mind approach also applies to conditional GANs. However, one needs to implement the following modifications : replace M by $M \times L$ and Z by $Z \times L$ in the diagram

$$\begin{array}{ccccc} & & M & & \\ g_0 \nearrow & & & \searrow g_1 & \\ Z & \xrightarrow{g} & \chi & \xrightarrow{c} & \mathbb{K}, \end{array} \quad \begin{array}{ccccc} & & M & & \\ c_1 \nearrow & & & \searrow c_0 & \\ \chi & \xrightarrow{c} & \mathbb{K}, & & \end{array} \quad (4)$$

where L stands for the space of conditions, in order to get

$$\begin{array}{ccccc} & & M \times L & & \\ g_0^c \nearrow & & & \searrow g_1 \times \mathbb{I}_L & \\ Z \times L & \xrightarrow{g^c} & \chi \times L & \xrightarrow{c^c} & \mathbb{K}. \end{array} \quad \begin{array}{ccccc} & & M \times L & & \\ c_1 \times \mathbb{I}_L \nearrow & & & \searrow c_0^c & \\ \chi \times L & \xrightarrow{c^c} & \mathbb{K}. & & \end{array} \quad (5)$$

Here, (g_0^c, c_0^c) and (g^c, c^c) are conditional GANs, with the generators of the form $g_0^c(z, l) = (m(z, l), l)$ and $g^c(z, l) = (x(z, l), l)$. The Auto-Encoder $(c_1 \times \mathbb{I}_L, g_1 \times \mathbb{I}_L)$ can be trivially deduced from an Auto-Encoder (c_1, g_1) via the formulas $c_1 \times \mathbb{I}_L(x, l) := (c_1(x), l)$ and $g_1 \times \mathbb{I}_L(m, l) := (c_1(m), l)$.

In practice, the algorithm 1 remains the same, and the algorithm 2 becomes a classical conditional GAN algorithm :

Algorithm 3 Conditional-MindGAN transfer learning.

Require: α , the learning rate, b , the batch size, n , the number of iterations of the critic per generator iteration, $\mathcal{D}' \subset \mathcal{X} \times L$, a dataset with conditions, φ' and θ' the initial parameters of the critic c_0^c and of the generator g_0^c .
 Compute $(c_1 \times \mathbb{I}_L)(\mathcal{D}')$.
while θ' has not converged **do**
 for $t = 0, \dots, n_{\text{critic}}$ **do**
 Sample $\{(m^{(i)}, l^{(i)})\}_{i=1}^b \sim (c_1 \times \mathbb{I}_L)_{\#} \mathbb{P}_{\mathcal{D}'}$ a batch from $(c_1 \times \mathbb{I}_L)(\mathcal{D}')$.
 Sample $\{(z^{(i)}, l^{(i)})\}_{i=1}^b \sim \mathbb{P}_{Z \times L}$ a batch of prior samples with conditions.
 Update c_0^c by descending L_c .
 end for
 Sample $\{(z^{(i)}, l^{(i)})\}_{i=1}^b \sim \mathbb{P}_{Z \times L}$ a batch of prior samples with conditions.
 Update g_0^c by descending $-L_g$.
end while
return $g_1 \circ g_0^c$.
