

The exact form of the ‘Ockham factor’ in model selection

Jonathan Rougier*
School of Mathematics
University of Bristol, UK

Carey E. Priebe
Department of Applied Mathematics and Statistics
Johns Hopkins University, USA

December 21, 2024

Abstract

We unify the Bayesian and Frequentist justifications for model selection based upon maximizing the evidence, using a precise definition of model complexity which we call ‘flexibility’. In the Gaussian linear model, flexibility is asymptotically equal to the Bayesian Information Criterion (BIC) penalty. But we argue against replacing flexibility with the BIC penalty. Instead, we advocate estimating the evidence directly, for which there now exists a wide range of approaches in the literature.

Keywords: Complexity, evidence, Ockham factor, flexibility, BIC penalty

*Corresponding author: j.c.rougier@bristol.ac.uk

1 Introduction

As Albert Einstein almost said, “Scientific models should be as simple as possible, but no simpler”. *Ockham’s razor* is a common term for this principle of simplicity. Sober (2015) contains a wide-ranging review, including what Einstein actually said.

In Statistics and Machine Learning, Ockham’s razor leads us to favour less complex models where we can. But why this should be, and what we mean by ‘complex’, are subtle issues. In this paper, we describe one approach to implementing Ockham’s razor for model selection, based on a decomposition of the ‘evidence’ into a ‘fit’ term and a complexity term which we call ‘flexibility’. Our decomposition is exact for all models and all regularizers. Effectively, we complete the strand of research initiated by David MacKay (MacKay, 1992, 2003), and followed up by many others since then. Our analysis is simple enough to warrant inclusion in every practitioner’s toolbox.

Section 2 provides the background, including a discussion of the role of the evidence in model selection. Section 3 presents our exact decomposition of evidence into ‘fit plus flexibility’, and we justify flexibility as a measure of model complexity. Section 4 illustrates, using the Gaussian linear model for which simple closed-form expressions are available. The Bayesian Information Criterion (BIC) penalty is shown to be an approximation to flexibility in this case, but we caution against its use in model selection in general, and even specifically in those cases where the BIC penalty and flexibility are asymptotically equal. Section 5 concludes with a summary.

2 Background

Our starting-point is a set of observations y^{obs} . A statistical model is proposed,

$$f(y; \theta), \quad \begin{cases} y \in \mathcal{Y} \subset \mathbb{R}^n \\ \theta \in \Theta \subset \mathbb{R}^d. \end{cases} \quad (1)$$

The defining features of such a model are

$$\forall \theta \in \Theta : \quad f(\cdot; \theta) \geq 0, \quad \int_{\mathbb{R}^n} f(y; \theta) \, dy = 1, \quad (2)$$

where the integral may be replaced by a sum if \mathcal{Y} is countable. This model is augmented with a regularizer $R : \Theta \rightarrow \mathbb{R}$. The fitted value of the parameter is

$$\hat{\theta} := \operatorname{argmax}_{\theta \in \Theta} \log f(y^{\text{obs}}; \theta) - R(\theta). \quad (3)$$

Thus the regularizer is functionally equivalent to a prior distribution

$$\pi(\theta) \propto e^{-R(\theta)}, \quad (4)$$

which we assume is proper, and in this case the fitted value $\hat{\theta}$ is identical to the Maximum A Posteriori (MAP) estimate of θ .

As this outline makes clear, the estimated value $\hat{\theta}$ is a function of both the statistical model and the regularizer. To be precise, we would write ‘model and regularizer’ everywhere below, but this would be tedious; therefore we will write ‘model’, but in every case where we write ‘model’ we mean ‘model and regularizer’.

Define the ‘evidence’ of this model as

$$E := \int_{\Theta} f(y^{\text{obs}}; \theta) \pi(\theta) \, d\theta. \quad (5)$$

This value E is a function of the model and the observations, but in a Bayesian approach it has the additional interpretation of ‘marginal likelihood’: the probability density function of the observables Y evaluated at the observations y^{obs} . The normalizing constant in the prior distribution (4) is not required to compute $\hat{\theta}$, but it *is* required to compute the evidence directly. Friel and Wyse (2012) provide a review of methods for estimating the evidence, covering a literature which stretches back thirty years.

Suppose, perhaps for pragmatic reasons, that we would like to select a single model from a set of models under consideration, indexed by \mathcal{M} . For example, \mathcal{M} might represent a set of Gaussian linear models with different

model matrices (see Section 4). The basic claim is that maximizing the evidence is a good way to select such a model. That is, if E_i is the evidence of model i , then

$$i^* := \operatorname{argmax}_{i \in \mathcal{M}} E_i \quad (6)$$

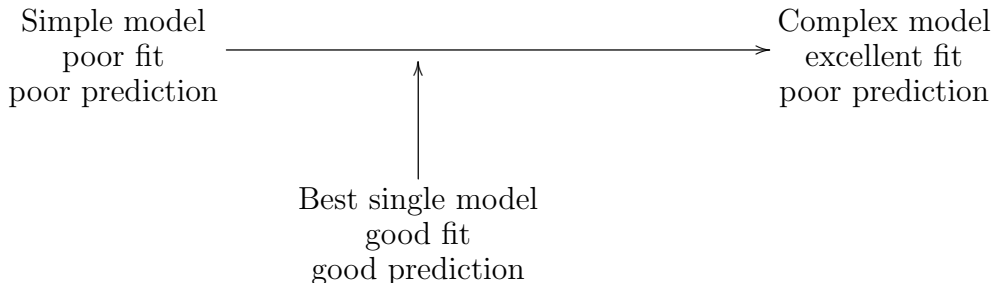
is the best single model in \mathcal{M} . This claim has two justifications.

The first justification is Bayesian. The Bayesian approach to inference with multiple models has a long and rich literature; see, e.g., Bernardo and Smith (1994, ch. 6), O’Hagan and Forster (2004, ch. 7), Robert (2007, ch. 7), or Gelman et al. (2014, ch. 7) for the theory, and Hastie and Green (2012) for computation. Here we narrate only a ‘bare bones’ approach. Suppose that we equip the models in \mathcal{M} with prior probabilities, $w_i \geq 0$; then the posterior probabilities are proportional to $w_i E_i$. If the evidence is highly concentrated relative to the prior probabilities, then i^* is very likely to be the MAP model (certain, if $w_i \propto 1$, but this flat prior on models can be problematic). If we can use only one model, then the MAP model is a reasonable candidate. This leads us to select model i^* .

Clearly, this Bayesian justification is highly contingent: on our willingness to provide prior probabilities for the models in \mathcal{M} , on the concentration of the evidence relative to the prior probabilities, and on the suitability of the MAP model as the best single choice. Concerning this last point, it is easy to imagine a situation where the MAP model is isolated in ‘model-space’, but where there is a cluster of models elsewhere in model-space, for which the cluster collectively has higher posterior probability than the MAP model. A model from the centre of the cluster might well be preferred to the MAP model. All in all, the Bayesian argument for selecting i^* as the single ‘best’ model is suggestive but not compelling.

The second justification is Frequentist, because it claims that i^* is a model-selection algorithm with good properties. It is universally recognized that selecting entirely on the basis of fit is detrimental to good out-of-sample predictive performance, and that good selection algorithms ought to penalize fit with some measure of ‘model complexity’, as summarized by the following

schematic:



The first author to derive an explicit simple complexity penalty was Akaike (1973), and there have been many proposals since: this is still an active field of research in Statistics and Machine Learning (see, e.g., Gelman et al., 2014, ch. 7).

David MacKay (MacKay, 1992, 2003) argued that the evidence itself contains a complexity penalty. He termed this penalty the *Ockham factor* (although he spelled it ‘Occam’; we are following the spelling in Sober, 2015). MacKay’s argument had two strands. First, there was ‘proof by picture’, a compelling illustration that the evidence will sometimes select less complex models over more complex models, shown here as Figure 1.

But the second strand is less compelling. MacKay applied a first-order Laplace approximation to the posterior distribution, and showed that, under this approximation,

$$\log E \approx \log f(y^{\text{obs}}; \hat{\theta}) - \text{penalty}, \quad (7)$$

where ‘penalty’ has an explicit form in terms of the model and the observations, but its form is not important to our argument. We know, as a matter of logic, that ‘penalty’ must behave something like a model complexity penalty. This follows because the first term on the righthand side will tend to be larger for more complex models, and hence if the evidence can sometimes be smaller for more complex models, as Figure 1 demonstrates, then ‘penalty’ must sometimes be larger for more complex models.

However, the first-order Laplace approximation to the posterior distribution is dubious. It was dubious in 1992, as evidenced by the fact that statis-

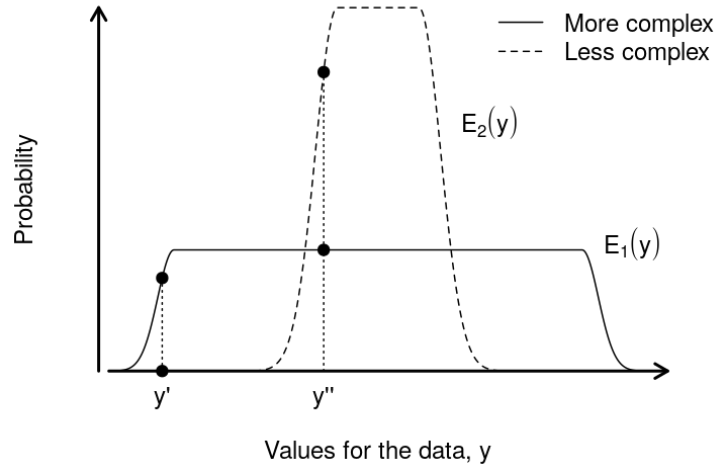


Figure 1: Similar to MacKay (2003), Figure 28.3 (p. 344). The more complex Model 1 spreads its probability over a wider set of values in the data-space \mathcal{Y} , and hence the evidence will favour the less complex Model 2 in some regions of \mathcal{Y} . In this case the evidence favours the more complex model at $y^{\text{obs}} = y'$, and the less complex model at $y^{\text{obs}} = y''$.

ticians at that time were working hard to develop MCMC methods, which would hardly have been necessary had the Laplace approximation been effective (see, e.g., Andrieu et al., 2003, for some history). It is even more dubious today, in our era of massively over-parameterized models and exotic regularizers. Therefore it is gratifying that we can show that there is an exact equality between evidence, fit, and a complexity penalty, which holds in complete generality, and where the penalty has a simple and intuitive form.

3 ‘Flexibility’

Our approach uses a simple but insightful result that is simply a reformulation of Bayes’s Theorem:

$$E = \frac{f(y^{\text{obs}}; \theta_0) \pi(\theta_0)}{\pi^*(\theta_0)} \quad (8)$$

for all $\theta_0 \in \Theta$ for which $\pi^*(\theta_0) > 0$, where π^* is the posterior distribution. Chib (1995, p. 1314) refers to this equality as the *basic marginal likelihood identity (BMI)*; it also goes by the name *Candidate's formula*, after Besag (1989).

If we set $\theta_0 = \hat{\theta}$ from (3), then we immediately deduce

$$\log E = \log f(y^{\text{obs}}; \hat{\theta}) - \log \frac{\pi^*(\hat{\theta})}{\pi(\hat{\theta})} \quad (9)$$

from (8). By our argument at the end of the previous section, the second term on the righthand side must behave something like a model complexity penalty. To identify it explicitly, we give it the name

$$\text{flexibility} := \log \frac{\pi^*(\hat{\theta})}{\pi(\hat{\theta})}. \quad (10a)$$

We have, under this definition,

$$\log E = \log f(y^{\text{obs}}; \hat{\theta}) - \text{flexibility}, \quad (10b)$$

an exact decomposition of the evidence, which holds for all models. This is the unique decomposition for which the ‘fit’ term is $\log f(y^{\text{obs}}; \hat{\theta})$. A different estimate for θ , such as the Generalized Method of Moments (GMM) estimate, would give a different penalty term in the decomposition of the evidence. However, given that the regularizer is functionally equivalent to a prior distribution, the penalized likelihood (or MAP) estimate $\hat{\theta}$ seems the most natural value to use for θ_0 .

We contend that flexibility is a reasonable way to measure model complexity. A model will be ‘flexible’ if it contains a large number of degrees of freedom (e.g. represented by $\dim \Theta$, which might be the number of basis functions), and if its coefficients are unconstrained in the regularizer (or prior distribution). A model will be ‘inflexible’ either if it contains few degrees of freedom, or if its coefficients are constrained, or both. A flexible model will often be able to concentrate its posterior probability into a small region of the parameter space, relative to the prior probability, and hence its flexibil-

ity penalty will be high. An inflexible model will often struggle to move its posterior probability away from its prior probability, and hence its flexibility penalty will be low. Complex models will typically be flexible, in this sense, and simple models will be inflexible.

Defining model complexity as flexibility unifies the Bayesian and Frequentist justifications for selecting a single model by maximizing the evidence. In other words, the MAP model selected using a Bayesian approach with a flat (or flattish) prior on models is the same as the model selected using a Frequentist approach in which the fit is penalized using flexibility as the complexity penalty. Because the evidence already contains a complexity penalty, it would be a strange decision to add a complexity penalty to the evidence for the purposes of model selection, unless it was quite clear that the flexibility penalty was deficient in some way.

The next Section considers the case where the flexibility has a closed-form expression, and a simple asymptotic approximation.

4 Illustration: Gaussian linear model

Consider the Gaussian linear model with model-matrix $G \in \mathbb{R}^{n \times d}$ and observation error variance σ^2 . Using a quadratic regularizer parameterized by λ ,

$$R(\theta) = \frac{1}{2} \lambda^2 \|\theta\|^2 \tag{11a}$$

$$\pi(\theta) = \mathcal{N}(0_d, P^{-1}) \tag{11b}$$

$$\pi^*(\theta) = \mathcal{N}(\hat{\theta}, (P^*)^{-1}) \tag{11c}$$

where $P := \lambda^2 I_d$ is the prior precision, and P^* is the posterior precision,

$$P^* = \frac{1}{\sigma^2} G^T G + P \tag{11d}$$

$$\hat{\theta} = \frac{1}{\sigma^2} (P^*)^{-1} G^T y^{\text{obs}}; \tag{11e}$$

these are both functions of (σ, λ) , which we treat as known (but see below). Hence

$$\text{flexibility} = \frac{1}{2} \log \left(\frac{\det P^*}{\det P} \right) + \frac{\lambda^2}{2} \|\hat{\theta}\|^2. \quad (12)$$

This is the exact result. In the limit as $\lambda \rightarrow \infty$, $P^*P^{-1} = I$ and $\text{that} = O(1/\lambda^2)$; thus flexibility = $O(1/\lambda^2)$, confirming that, asymptotically, flexibility decreases to zero as the penalty on the quadratic regularizer increases, although λ might have to be huge to overwhelm the $G^T G$ term in P^* .

Now consider the effect of $n \rightarrow \infty$ when d is fixed. Under IID sampling,

$$n^{-1}G^T G \xrightarrow{P} H \quad (13a)$$

$$\hat{\theta} \xrightarrow{P} m \quad (13b)$$

where H and m are both constants. Substituting into (12) and rearranging,

$$\text{flexibility} - \frac{d \log n}{2} \xrightarrow{P} \frac{1}{2} \left\{ -d(\log \sigma^2 + \log \lambda^2) + \log \det H + \lambda^2 \|m\|^2 \right\}. \quad (14)$$

The second term on the lefthand side is the Bayesian Information Criterion (BIC) penalty, and the term on the righthand side is $O_p(1)$. Thus, for the Gaussian linear model and IID sampling,

$$\text{flexibility} = \text{BIC penalty} + O_p(1), \quad d \text{ fixed, } n \rightarrow \infty. \quad (15)$$

For sufficiently large n , flexibility \approx BIC penalty does seem to be justifiable, for choosing between models with different model matrices, and thus different d 's. This large- n calculation is also applicable when the model gives rise to an approximately Gaussian posterior distribution.

However, we advise caution. First, as already noted, we cannot presume an approximately Gaussian posterior distribution in modern practice, and therefore ‘flexibility \approx BIC penalty’ is a poor generic approximation. Second, it is not safe to drop $O(1)$ terms in model comparison (Gelfand and Dey, 1994), as we will discuss further below. Put simply, if flexibility is the right way to penalize model complexity, then the correct approach is to estimate the evidence directly (see, e.g., Friel and Wyse, 2012), rather than

to approximate it by computing the fit and replacing the flexibility with the BIC penalty, or some other simple approximation.

To elucidate, we consider submodels within a single model: everything in the previous two sections also applies within a single model, on partitioning the model’s parameters. The Gaussian linear model has d coefficients, denoted θ , but it also has two additional parameters σ and λ . So define the evidence function

$$E(\sigma, \lambda) := \int_{\Theta} f(y^{\text{obs}}; \theta, \sigma) \pi(\theta; \lambda) d\theta. \quad (16)$$

Each tuple (σ, λ) defines a submodel, and the evidence function decomposes as a fit term plus a flexibility term for each submodel:

$$E(\sigma, \lambda) = \log f(y^{\text{obs}}; \hat{\theta}, \sigma) - \log \frac{\pi^*(\hat{\theta}; \sigma, \lambda)}{\pi(\hat{\theta}; \lambda)} \quad (17)$$

remembering that $\hat{\theta}$ is itself a function of (σ, λ) . However, the BIC penalty is invariant to the value of (σ, λ) , and so if flexibility is approximated by the BIC penalty then the only effect on the evidence of changing λ is indirectly through its effect on $\hat{\theta}$ in the fit term (this effect is itself indirect). But λ controls the effective number of parameters, and to suppress its effect in this way seems undesirable.

Put more generally, the $O(1)$ term in the flexibility adjusts for the difference between the nominal and the effective number of parameters. Therefore, approximating flexibility with the BIC penalty misses this crucial feature of modern statistical models (Spiegelhalter et al., 2002).

We illustrate the $O(1)$ discrepancy between flexibility and the BIC penalty using the ‘donkeys’ dataset from Milner and Rougier (2014). The Gaussian linear model is

$$\log(\text{weight}) \sim \log(\text{length}) + \log(\text{girth}) + \text{gender}, \quad (18)$$

where **gender** is a factor with levels **stallion**, **gelding**, and **female**, represented by two dummy variables in the model matrix. The response is

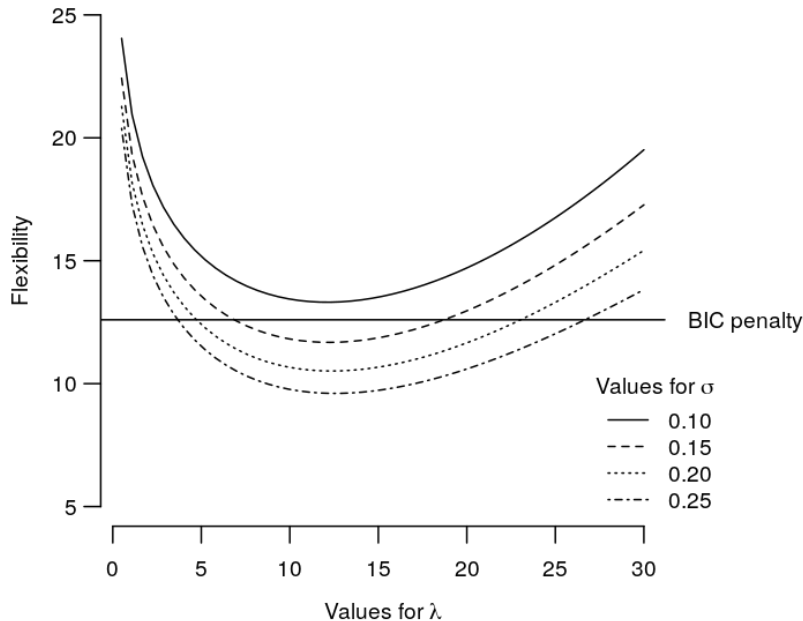


Figure 2: Flexibility and the BIC penalty for a set of submodels indexed by (σ, λ) , using the ‘donkeys’ dataset and the Gaussian linear model in (18).

centered, and the columns of the model matrix are centred and scaled, as is sensible for a regularizer of the form given in (11a).

This application has $n = 544$ and $d = 4$, and is an excellent candidate for a large- n approximation. Figure 2 shows the flexibility over a range of moderate values for (σ, λ) . Over this range, the difference between the effective and the nominal number of parameters, crudely assessed, varies from -1 to $+4$, which is sizable bearing in mind that (σ, λ) take moderate values. This difference would be much larger if (σ, λ) were pushed to less moderate values, which could easily happen in a numerical optimization.

5 Summary

The evidence of a model is a well-defined quantity, where by ‘model’ we mean a statistical model plus a regularizer for the parameters or, equivalently, plus a prior distribution for the parameters. The evidence can be challenging

to evaluate, but this topic has been well-studied, and there are now many options, covering a wide range of models. But what is the evidence for?

A Bayesian argument indicates that the evidence can be used to select a single model according to posterior probability. A Frequentist argument indicates that the evidence has the form of ‘fit minus complexity penalty’, which makes the evidence an attractive optimand for an algorithm to select a single model. We have taken the Frequentist argument to its conclusion, identifying the unique decomposition of evidence into fit minus a term which we label ‘flexibility’. We argue that flexibility behaves like a complexity penalty, although any such argument has to be heuristic, given that model complexity is such an amorphous concept.

We show that in the Gaussian linear model, and by extension in models with Gaussian posterior distributions, the flexibility term equals the Bayesian Information Criterion (BIC) penalty plus an $O(1)$ term. But we caution against using the approximation ‘flexibility \approx BIC penalty’ for two reasons. First, Gaussian posterior distributions are not a reliable feature of modern practice in Statistics and Machine Learning. Second, the missing $O(1)$ term plays an important role in practice, capturing the difference between the effective and the nominal number of parameters.

Adopting flexibility as the definition of model complexity unifies the Bayesian and Frequentist justifications for selecting a single model on the basis of the evidence. If flexibility is the right way to quantify and penalize model complexity, then we strongly recommend estimating the evidence directly, rather than using ‘evidence = fit minus flexibility’ and then replacing flexibility with a simpler term such as the BIC penalty.

References

- H. Akaike. Information theory and an extension of the maximum likelihood principle. In B. N. Petrovand and F. Csaki, editors, *Proceedings of the Second International Symposium on Information Theory*, pages 267–281. Akademiai Kiado, Budapest, 1973.

- C. Andrieu, N. De Freitas, A. Doucet, and M. I. Jordan. An introduction to MCMC for Machine Learning. *Machine Learning*, 50:5–43, 2003.
- J. M. Bernardo and A. F. M. Smith. *Bayesian Theory*. Chichester, UK: Wiley, 1994.
- J. Besag. A candidate’s formula; a curious result in Bayesian prediction. *Biometrika*, 76(1):183, 1989.
- S. Chib. Marginal likelihood from the Gibbs output. *Journal of the American Statistical Association*, 90:1313–1321, 1995.
- N. Friel and J. Wyse. Estimating the evidence – a review. *Statistica Neerlandica*, 66(3):288–308, 2012.
- A.E. Gelfand and D. Dey. Bayesian model choice: Asymptotic and exact calculations. *Journal Royal Statistical Society B*, 56:501–514, 1994.
- A. Gelman, J. B. Carlin, H. S. Stern, D. B. Dunson, A. Vehtari, and D. B. Rubin. *Bayesian Data Analysis*. Chapman and Hall/CRC, Boca Raton, Florida, 3rd edition, 2014. Online resources at <http://www.stat.columbia.edu/~gelman/book/>.
- D. Hastie and P. J. Green. Model choice using reversible jump Markov chain Monte Carlo. *Statistica Neerlandica*, 66:309–338, 2012.
- D. J. C. MacKay. Bayesian interpolation. *Neural Computation*, 4:415–447, 1992.
- D. J. C. MacKay. *Information Theory, Inference, and Learning Algorithms*. Cambridge University Press, Cambridge, 2003. Available online, <http://www.inference.org.uk/mackay/itila/>.
- K. Milner and J.C. Rougier. How to weigh a donkey in the Kenyan countryside. *Significance*, 11(4):40–43, 2014.
- A. O’Hagan and J. Forster. *Bayesian Inference*, volume 2b of *Kendall’s Advanced Theory of Statistics*. Edward Arnold, London, 2nd edition, 2004.
- C. P. Robert. *The Bayesian Choice: From Decision-Theoretic Foundations to Computational Implementation*. Springer, New York, 2007.
- E. Sober. *Ockham’s Razors: A User’s Manual*. Cambridge University Press, Cambridge, 2015.

D. J. Spiegelhalter, N. G. Best, B. P. Carlin, and A. van der Linde. Bayesian measures of model complexity and fit. *Journal of the Royal Statistical Society, Series B*, 64(4):583–616, 2002. With discussion, pp. 616–639.