

Near Optimal Stratified Sampling

Tiancheng Yu
Xiyu Zhai
Suvrit Sra

Massachusetts Institute of Technology

yutc@mit.edu
xiyuzhai@mit.edu
suvrit@mit.edu

Abstract

The performance of a machine learning system is usually evaluated by using i.i.d. observations with true labels. However, acquiring ground truth labels is expensive, while obtaining unlabeled samples may be cheaper. Stratified sampling can be beneficial in such settings and can reduce the number of true labels required without compromising the evaluation accuracy. Stratified sampling exploits statistical properties (e.g., variance) across strata of the unlabeled population, though usually under the unrealistic assumption that these properties are known. We propose two new algorithms that simultaneously estimate these properties and optimize the evaluation accuracy. We construct a lower bound to show the proposed algorithms (to log-factors) are rate optimal. Experiments on synthetic and real data show the reduction in label complexity that is enabled by our algorithms.

1 Introduction

A key component of any machine learning pipeline is performance evaluation. Classifier are usually judged by comparing their predicted labels against the true labels on a test set. Assigning ground truth labels is, however, difficult, and is usually left to “experts”. These experts may be human domain experts, labelers from a crowdsourcing platform, or simply a suite of classifiers applied to the same data. But acquiring ground truth labels is often labor-intensive and expensive. Can we choose which observations to acquire true labels for, and thus reduce the overall number of labeled examples required without compromising the evaluation quality?

The baseline for selecting which observations to label is uniform sampling, where one extracts labeled samples from the underlying distribution uniformly and evaluates the classifier on them. A better approach is *stratified sampling* (Bennett and Carvalho, 2010; Druck and McCallum, 2011; Katariya et al., 2012), which is also known as importance sampling in the statistics literature. Here, the data are stratified into strata, and data points chosen for labeling are picked from each stratum according to the variance within that stratum, potentially reducing the number of labels required significantly.

However, in practice we often *do not* have prior information about the variance within each stratum. Thus, we need to “explore the statistical properties” of each stratum. But at the same time we cannot explore too much, as that will result in almost uniform sampling. Balancing this exploration with exploitation is usually treated in a heuristic manner (Bennett and Carvalho, 2010; Druck and McCallum, 2011; Katariya et al., 2012), which motivates the central question of our work:

Given the stratification rule, can we design provably efficient algorithms for stratified sampling?

We measure efficiency by comparing the variance of estimated accuracy. We refer to the gap between our estimates and the oracle values as regret, and formulate the task of optimal stratified sampling as a regret minimization task.

1.1 Main contributions

In light of the above background, we summarize the contributions of this paper as follows.

- We formulate the estimation of per stratum variance in stratified sampling as a regret minimization problem. Specifically, we reduce stratified sampling into a bandit optimization problem with decaying rewards. The corresponding problem differs from the usual bandit problem in some key aspects; we comment on these differences in the main text.
- We perform stratified sampling by designing two algorithms: the first using the Explore-then-Commit strategy (Algorithm 1), and the second using Upper Confidence Bounds (Algorithm 2). For each algorithm, we prove

a regret bound of $O((k \log n)/n^2)$ (Theorems 3.1 and 4.1), where k is the number of strata and n is the total number of samples picked.

- We construct an $\Omega(k/n^2)$ lower bound (Theorem 5.1) on the possible regret to show that our proposed algorithms are rate optimal up to log-factors. These are the first provably efficient algorithms for stratified sampling with a given stratification rule but unknown parameters.

Although we develop our work in the context of optimizing the number of labels required for estimating performance of a classifier, our adaptive exploration-driven approach can be easily extended to other variants of stratified sampling (Sawade et al., 2010a; Welinder et al., 2013; Marchant and Rubinstein, 2017; Sawade et al., 2010b); we omit further discussion of such extensions for brevity.

1.2 Related Work

The related work splits into two topics: stratified sampling and bandit with decaying rewards.

Stratified sampling. Stratified sampling (Thompson, 2002) (importance sampling) is a long-standing idea in statistics (Neyman, 1934). Bennett and Carvalho (2010) use it to reduce sample complexity for performance evaluation of a machine learning system. Similar approaches are applied to other interactive tasks like semantic relation classification (Qian et al., 2009), improving a random forest algorithm (Ye et al., 2013), and unsupervised learning (Druck and McCallum, 2011). Stratified sampling is also used to reduce computational complexity in (Liberty et al., 2016). However, in contrast to our analysis, all of these works assume prior knowledge about the variance within strata.

Many extensions of basic stratified sampling exist. The basic setting samples uniformly within each stratum; but we can also assign different sampling probabilities to observations if more distributional information is available. Sawade et al. (2010a) use an approximate distribution of the loss function to design a proposal distribution. If stronger statistical assumptions are satisfied, we can even apply “pseudo-labels” to unlabeled samples (Welinder et al., 2013), as is common practice in semi-supervised learning. Indeed, our problem setting could even be called semi-supervised evaluation. Stratified sampling can also be extended to other fine-grained measures of performance such as the F-measure (Marchant and Rubinstein, 2017; Sawade et al., 2010b). Therefore, our algorithms and analysis can be applied to this wider range of evaluation problems with minor modifications. Finally, although we focus on performance evaluation, stratified sampling can also be applied to training; e.g., Zhao and Zhang (2014) use stratified sampling to accelerate SGD.

Bandits with decaying rewards. In the stochastic multi-arm bandit problem (Bubeck et al., 2012), the agent makes n decisions out of k arms (choices) in sequence. Each decision is associated with a reward, and the agent seeks to maximize its expected cumulative reward. Equivalently, the agent minimizes its regret compared with choosing the arm with the highest expected reward each time. An intuitive approach is to first uniformly explore each arm, and then choose the one with highest estimated reward. This Explore-then-Commit (ETC) approach achieves $O(n^{2/3}\sqrt{\log n})$ regret. A wiser choice is to maintain upper confidence bounds (UCBs) for each arm and pick the one with the highest UCB each time. This choice is usually referred to as UCB1 and it achieves $O(\sqrt{kn \log n})$ regret. Variants of UCB1 such as MOSS (Audibert and Bubeck, 2009) can achieve $O(\sqrt{kn})$ regret, which matches the lower bound. These two methods motivate their counterparts in our work. Remarkably, even though they yield different regret rates for the standard stochastic bandit problem, they achieve the same regret for the stratified sampling problem.

Although several previous works have considered the case when rewards decay, e.g., (Levine et al., 2017), then can only guarantee $o(1)$ regret, which is meaningless in our setting. Indeed, already uniform sampling obtains a convergence rate of $O(1/n)$. There is some work on Monte Carlo design using bandits (Neufeld et al., 2014). Their setting assumes unbiased estimators of the overall function that we wish to estimate and we want to find the one with minimum variance. This problem differs significantly from ours—the problem in (Neufeld et al., 2014) can be reduced to a standard stochastic bandit problem while ours cannot.

2 Problem Formulation

This section presents our formulation of stratified sampling with unknown per-strata variances as a bandit-like optimization problem. It also serves to develop some background and sets the notation.

2.1 Basic setup and key challenges

Recall that we wish to use stratified sampling to help us with performance evaluation of a classifier. Towards this end, we seek to estimate the expected value of a loss function $\ell(Y, f(X))$ using data $(X, Y) \in \mathcal{X} \times \mathcal{Y}$ sampled according to an unknown distribution \mathcal{P} , and a given classifier $f: \mathcal{X} \rightarrow \mathcal{Y}$. It is often costly to obtain the labels Y but cheaper to sample inputs X from the marginal distribution \mathcal{P}_X . Thus, our key assumption is that we are free to sample any number of unlabeled data points from \mathcal{P}_X , but have a fixed budget n on a labeled test data set $\{(x_j, y_j)\}_{j=1}^n$ drawn from \mathcal{P} .

Suppose the domain \mathcal{X} can be decomposed into a disjoint union of k strata $\{\mathcal{X}_i\}_{i=1}^k$, and that we can draw samples from each stratum according to $\mathbb{P}\{X \in \mathcal{X}_i\}$. Furthermore, since \mathcal{P}_X is cheap to sample from, we can assume that we know the value of $p_i := \mathbb{P}\{X \in \mathcal{X}_i\}$ (for $1 \leq i \leq k$). The central question for stratified sampling is to determine the number of samples n_i to draw from stratum \mathcal{X}_i for each i , while operating under the budget constraint $\sum_{j=1}^k n_j = n$.

Given this stratification, the evaluation task breaks down into two simple steps. First, we compute the unbiased estimate of the loss for each stratum via

$$\hat{L}_i := \frac{1}{n_i} \sum_{x_j \in \mathcal{X}_i} \ell(y_j, f(x_j)), \quad \text{for } 1 \leq i \leq k. \quad (1)$$

Second, we use the per stratum prior probabilities to aggregate and obtain an empirical estimate $\hat{L}(n)$ of the expected loss $\mathbb{E}[\ell(Y, f(X))]$ by setting $\mathbb{E}[\ell(Y, f(X))]$ by

$$\hat{L}(n) := \sum_{i=1}^k p_i \hat{L}_i. \quad (2)$$

Since the estimate (2) is unbiased, the only concern is to minimize the variance

$$V(n_1, \dots, n_k) \equiv V(n) := \sum_{i=1}^k \frac{p_i^2 \sigma_i^2}{n_i}, \quad (3)$$

where $\sigma_i^2 = \text{Var}(\ell(Y, f(X)) | X \in \mathcal{X}_i)$ is the conditional variance in the i -th stratum (for $1 \leq i \leq k$). If the true variances $\{\sigma_i^2\}_{i=1}^k$ were known, we could minimize (3) explicitly over $\{n_i\}_{i=1}^k$. Setting

$$n_i = \frac{np_i \sigma_i}{\sum_{i=1}^k p_i \sigma_i}, \quad (4)$$

we see that the minimum variance is $V^*(n) = \frac{1}{n} (\sum_{i=1}^k p_i \sigma_i)^2$.

The above approach to selecting $\{n_i\}_{i=1}^k$ is naive; it suffers from two key obstructions.

- 1). The values of n_i obtained by (4) are not necessarily integers, while what we need is a set of integer values.
- 2). The variances $\{\sigma_i^2\}_{i=1}^k$ used in computing optimal values $\{n_i\}_{i=1}^k$ are usually unknown.

In principle, the integrality requirement can be handled by minimizing (3) using integer programming. As we will see below, this minimization can actually be performed greedily without resorting to a solver. The second obstruction is much more challenging. Overcoming it motivates our formulation of stratified sampling as a bandit optimization problem. The details of both ideas are presented below.

2.2 Enforcing integrality constraints

Enforcing the n_i to be integers turns out to be fairly easy. Consider that we have already sampled $\{n_i\}_{i=1}^k$ points from their corresponding strata $\{\mathcal{X}_i\}_{i=1}^k$; now we want to decide the best stratum from which to draw the next point. If we choose \mathcal{X}_i , then the total variance (3) will decrease by

$$\frac{p_i^2 \sigma_i^2}{n_i} - \frac{p_i^2 \sigma_i^2}{n_i + 1} = \frac{p_i^2 \sigma_i^2}{n_i (n_i + 1)},$$

and we can greedily choose the stratum index

$$i^* = \underset{1 \leq i \leq k}{\operatorname{argmax}} \left\{ \frac{p_i^2 \sigma_i^2}{n_i (n_i + 1)} \right\}. \quad (5)$$

It turns out that this greedy selection rule leads to a globally optimal choice. The proof idea is that if greedy selection is not optimal, then we can find a better selection rule that differs from the greedy rule in its m -th choice (for some m). We can then design a new selection rule that follows the greedy rule in its first $m + 1$ choices, and after that it follows the better rule. Using the maximum condition (5), we can prove this rule gives an even better selection scheme; repeating this procedure enough times again results in the greedy rule, contradicting the assumption that we can find a better selection rule. For a more rigorous proof, see Lemma 2.1 in (Levine et al., 2017).

2.3 Bandit Formulation

Tackling the second difficulty noted above, namely, *unknown conditional variances*, is the focus of our paper. Our only hope is to explore the variance as we draw samples from each stratum. But since we have a strict budget on samples, we cannot afford to explore too much, as we are "forced to exploit" the samples drawn (exploring too much essentially reduces to uniform sampling, defeating the purpose of stratified sampling). This specific tension between exploration and exploitation naturally leads to the idea of formulating the problem using the framework of bandit optimization.

In particular, we reformulate our task using a bandit setting with *decaying reward*: At any step, we choose a stratum \mathcal{X}_i , draw a sample from it, and then nature reveals the corresponding true label. The reduction in variance $p_i^2 \sigma_i^2 / n_i(n_i + 1)$ is the reward, which itself is not observable and *decays* with the number of samples. But we can compute an unbiased estimate by using the *estimated variance*:

$$\hat{\sigma}_i^2 = \frac{1}{n_i - 1} \sum_{x_j \in \mathcal{X}_i} (\ell(y_j, f(x_j)) - \hat{L}_i(n))^2. \quad (6)$$

Our target is to use the estimate (6) to minimize the total variance (3); equivalently, we can maximize the cumulative reward attained over a total of n steps (samples picked).

Unfortunately, existing bandit schemes do not apply directly to our setting, as it deviates from the usual stochastic multi-armed bandit problem in the two fundamental aspects: (i) *the reward decays as n_i increases*; and thus (ii) *the rewards are not independent, because later rewards are influenced by earlier ones through decaying*.

Nevertheless, we can leverage basic ideas from the bandit literature such as Explore-then-Commit (ETC) and Upper Confidence Bounds (UCB). Surprisingly, the theoretical guarantees obtained are totally different from usual bandit setting. The main intuition here is that, even if the algorithm does not choose the optimal stratum earlier, it can be remedied later, and thus the overall cumulative reward can be exactly the same as following the optimal decision rule (5). Indeed, as will be shown below, even ETC can achieve the same regret rate as UCB, if we choose the parameters appropriately.

2.4 Stratification Rule

Before presenting details of ETC and UCB based stratified sampling, a few words about the stratification rule are in order. There are a variety of candidates for stratification, i.e., rules that partition \mathcal{X} into strata $\{\mathcal{X}_i\}_{i=1}^k$. If the data have some underlying structure, we can take advantage of them by first learning the stratification rule. For instance, if the data comes from a Gaussian mixture model, we can first learn the model and then consider each mixture component as a single stratum (Ashtiani et al., 2017). If we assume the classifier also gives a confidence score, then we can stratify the data according to this score (Bennett and Carvalho, 2010; Druck and McCallum, 2011). This is how stratified sampling algorithm got its name at the beginning. If we want to stratify adaptively, ideally we should learn a distance function from the labeled samples, cluster the whole dataset, and then select samples to label. This process requires exorbitant computational power. Katariya et al. (2012) consider mapping data points into binary codes using a linear classifier, and consider points with the same code to lie in the same stratum. If multi-label is considered, method in (Sechidis et al., 2011) can be applied for different labels.

The whole optimization can be reduced to two sub-problems: Find an optimal stratification rule and given a stratification rule, find the optimal sampling procedure. In this paper, we mainly focus on sampling, but we also provide some analysis (although not complete) for stratification. The main takeaway is that figuring out the optimal stratification rule exactly based on confidence score is hard. However, in practice, due to the uncertainty of the confidence score, what we really need is a robust one. In the case, the uniform stratification rule in (Bennett and Carvalho, 2010) is minimax optimal. See Appendix F for details.

3 Explore-then-Commit

The most intuitive method to handle unknown variances is to estimate them through uniform sampling, and then use the estimate (6) to apply the greedy rule (5). This strategy is exactly what Explore-then-Commit (ETC) uses. The only parameter to be determined is the number of samples used for uniform exploration. We fix a small constant $\alpha \in (0, 1)$ and request $m = \lfloor \alpha n/k \rfloor$ labeled data points $\{(x_j^{(i)}, y_j^{(i)})\}_{j=1}^m \subset \mathcal{X}_i \times \mathcal{Y}$ for each stratum \mathcal{X}_i . We present ETC formally in Alg 1.

Algorithm 1 Explore-then-Commit (ETC)

```

1: for  $i = 1$  to  $k$  do
2:   Draw  $m$  samples from  $\mathcal{X}_i$  and set  $n_i \leftarrow m$ 
3:   Nature reveals the labels  $\{(x_j^{(i)}, y_j^{(i)})\}_{j=1}^m$ 
4:   Estimate the variance by

$$\hat{\sigma}_i^2 \leftarrow \frac{1}{n_i - 1} \sum_{j=1}^{n_i} \ell(y_j^{(i)}, f(x_j^{(i)}))^2 - \frac{1}{n_i(n_i - 1)} \left( \sum_{j=1}^{n_i} \ell(y_j^{(i)}, f(x_j^{(i)})) \right)^2$$

5:   for  $j = 1$  to  $n - km$  do
6:     Choose stratum  $i^* \leftarrow \operatorname{argmax}_{i \leq i \leq k} \{p_i^2 \hat{\sigma}_i^2 / n_i (n_i + 1)\}$  and set  $n_i \leftarrow n_i + 1$ .
7:     Nature reveals the label  $(x_{n_i}^{(i)}, y_{n_i}^{(i)})$ 
8:   for  $i = 1$  to  $k$  do
9:      $\hat{L}_i \leftarrow \sum_{j=1}^{n_i} \ell(y_j^{(i)}, f(x_j^{(i)})) / n_i$ 
10: return  $\hat{L}(n) = \sum_{i=1}^k p_i \hat{L}_i$ 

```

Now we analyze the performance of ETC. To measure the performance of a sampling algorithm π , we compare the expected variance $\mathbb{E}V(n)$ with the optimal variance $V^*(n)$ achieved by (5). The regret is defined by their difference

$$\text{Regret}(\pi) := \mathbb{E}V(n) - V^*(n). \quad (7)$$

To analyze the regret (7) for ETC (and subsequently for UCB), we need the following assumptions:

- (A1) The loss function is bounded, i.e., $\ell(y, f(x)) \in [0, 1]$, which is always satisfied for classification.
- (A2) $k \lesssim n/\log n$. This is a common assumption in bandit literature to make the high probability bounds valid. In stratified sampling, this is easily satisfied as k is usually much smaller than n .
- (A3) The ratio p_i/p_j is uniformly bounded from above. Most existing stratified sampling algorithms use a uniform stratification rule (Bennett and Carvalho, 2010; Druck and McCallum, 2011; Katariya et al., 2012), i.e., $p_i = 1/k$ so this assumption is satisfied.
- (A4) The variance σ_i is uniformly bounded from below; again this is satisfied by any fixed data set.

We present these assumptions to simplify analysis; most of them can be relaxed significantly. For (A1), our analysis can be extended to distributions with light or heavy tails using standard techniques in the bandit literature. For (A2), although it is possible to achieve more general results for $k \lesssim n$ for stochastic bandits, it is unclear how to overcome it in our setting: see Prop. 4.2 for more details. For (A3) and (A4), our main results still hold without them. Indeed, the problem becomes easier as p_i approaches 0; e.g., if $p_1 = O(1/n)$, then n_1 does not influence the regret rate, even if we ignore it.

Now we are ready to state our main theoretical result for ETC.

Theorem 3.1. *Under the assumptions (A1)-(A4), the ETC algorithm π_{ETC} satisfies*

$$\text{Regret}(\pi_{ETC}) = O(k \log n/n^2).$$

The proof is deferred to Appendix A. The strategy is to show that n_i is close to the optimal choice (4) through concentration of measure. As a result, the sub-optimality gap of the variance from $V^*(n)$ can be upper bounded by Taylor expansion.

4 Upper Confidence Bound

"Optimism in the face of uncertainty" is a general principle used to handle stochastic decision problem (Munos et al., 2014). The insight is to use the optimistic estimation (with high probability), instead of unbiased estimation,

to make decisions. We use the Upper Confidence Bound (UCB, [Bubeck et al. \(2012\)](#)) $\hat{\sigma}_i^2 + c_1 \sqrt{\log n/n_i}$ to estimate the true variance, where $\hat{\sigma}_i^2$ is estimated as in (6). Then, by Hoeffding's inequality,

$$\mathbb{P}[\sigma_i^2 \leq \hat{\sigma}_i^2 + c_1 \sqrt{\frac{\log n}{n_i}}] \geq 1 - n^{-c_2}$$

By taking proper c_2 , the above inequality holds for every time step and every stratum \mathcal{X}_i via union bound. Now we can pick the stratum with the highest reward with this optimistic estimation. The full algorithm is as follows

Algorithm 2 Upper Confidence Bound (UCB)

- 1: **for** $i = 1$ **to** k **do**
- 2: Draw 2 samples from \mathcal{X}_i and set $n_i \leftarrow 2$.
- 3: Nature reveals the labels $\{(x_j^{(i)}, y_j^{(i)})\}_{j=1}^2$
- 4: Estimate the variance by

$$\hat{\sigma}_i^2 \leftarrow \frac{1}{n_i - 1} \sum_{j=1}^{n_i} \ell(y_j^{(i)}, f(x_j^{(i)}))^2 - \frac{1}{n_i(n_i - 1)} \left(\sum_{j=1}^{n_i} \ell(y_j^{(i)}, f(x_j^{(i)})) \right)^2 \quad (8)$$

- 5: **for** $j = 1$ **to** $n - 2k$ **do**
 - 6: Choose stratum $i^* \leftarrow \operatorname{argmax}_{1 \leq i \leq k} \left\{ p_i^2/n_i(n_i + 1) \left(\hat{\sigma}_i^2 + c_1 \sqrt{\log n/n_i} \right) \right\}$
 - 7: Nature reveals the label $(x_{n_i+1}^{(i)}, y_{n_i+1}^{(i)})$
 - 8: Update $\hat{\sigma}_i^2$ by (8), $n_i \leftarrow n_i + 1$
 - 9: **for** $i = 1$ **to** k **do**
 - 10: $\hat{L}_i \leftarrow \sum_{j=1}^{n_i} \ell(y_j^{(i)}, f(x_j^{(i)}))/n_i$
 - 11: **return** $\hat{L}(n) = \sum_{i=1}^k p_i \hat{L}_i$
-

The main drawback for ETC is that we only utilize a small portion of labeled data to estimate the variance, which results in a bad constant term. UCB avoids this defect by adaptively sampling and estimating variances. The theoretical guarantee is of the same order:

Theorem 4.1. *Under assumptions (A1)-(A4), the UCB algorithm π_{UCB} satisfies*

$$\operatorname{Regret}(\pi_{UCB}) = O(k \log n/n^2)$$

The proof is deferred to Appendix B and is quite different from regret analysis of the UCB for stochastic bandits because we do not need to make the optimal choice for most of the time to achieve low regret. Indeed, we only need to guarantee each stratum is chosen approximately according to (4). Then the desired results follows from the argument in the proof of Thm. 3.1.

4.1 Extensions

In the above version of UCB algorithm, we use the value of n to design the confidence interval. In practice, we prefer algorithms that achieve optimal rate when evaluating with arbitrary n universally, but do not require the value n known in advance. This will enable a more flexible termination rule. This is resolved by using confidence interval $\hat{\sigma}_i^2 + c_1 \sqrt{\log n_i/n_i}$ without sacrificing accuracy.

Proposition 4.1. *Under assumptions (A1)-(A4), UCB algorithms using the adaptive confidence interval $\hat{\sigma}_i^2 + c_1 \sqrt{\log n_i/n_i}$ still achieves the same regret as in Thm. 4.1.*

The proof is deferred to Appendix C. This new version of UCB uses a tighter confidence interval, which usually results in a better empirical performance. We use this unicersal version of UCB for later numerical experiments.

An intuitive next step would be taking away the $O(\log n)$ term and match the lower bound derived below. In the stochastic multi-arm bandit literature, this is usually achieved by using tighter confidence interval $\hat{\sigma}_i^2 + c_1/\sqrt{n_i}$. Although we can also tighten the confidence interval in our setting, the resulted regret rate remains the same. Thus it is an open problem how to shave off the remaining log-factor. We summarize this observation as follows.

Proposition 4.2. *Under assumptions (A1)-(A4), UCB algorithms using the tighter confidence interval $\hat{\sigma}_i^2 + c_1/\sqrt{n_i}$ still achieves the same regret as in Thm. 4.1.*

The proof is deferred to Appendix D, which follows from a maximal inequality argument instead of union bound approach we use before.

5 Lower Bound

In this section, we prove the above algorithms are rate optimal up to log-factors. To show the regret is $\Omega(k/n^2)$, we need to construct an instance for each algorithm π , given by the parameters p_i and σ_i^2 , and show the regret is at least $\Omega(k/n^2)$. We present the lower bound in expectation and the reduction to high-probability lower bound is straightforward.

Theorem 5.1. *For any algorithm π that only observes samples drawn, there exist an instance s.t.*

$$\text{Regret}(\pi) = \Omega(k/n^2)$$

The proof is deferred to Appendix E. The main idea is to prove we cannot have a very accurate estimation of the variances in L^2 given n samples, and thus impossible to design proper n_i . Then we can show there must be a gap between the actual variance and the optimal.

6 Experiments

All of the above theoretical analysis are based on worst-case scenarios. One may be more interested in performance of the proposed sampling algorithms in practice. Here we conduct a series of experiments based on both synthetic and real data sets. We compare the performance of ETC (Alg. 1) and UCB (Alg. 2) with the following algorithms:

- Uniform: sampling uniformly from \mathcal{X} . This is how people label a test set in practice.
- Greedy: follow the greedy rule (5) using the unbiased estimator (6).
- Oracle: follow the greedy rule (5) using the true variance.

The oracle shows the fundamental limit one may achieve. Regret is the gap of variance between other algorithms and the oracle. In this part, we focus on the small sample size regime where efficient performance evaluation is crucial. Since the variance of different samplers become close as n grows and is eventually hard to distinguish from each other a log-plot, we plot the regret for larger sample sizes.

6.1 Synthetic Data

We first compare the above algorithms on a synthetic data set, where we can control the underlying distribution for each class.

In our experiments, we consider a classification problem with a fixed number of strata $k = 10$. Therefore, the marginal distribution of Y conditioned on $\{X \in \mathcal{X}_i\}$ is a Bernoulli distribution $B(q_i)$. We uniformly draw q_i from $[0.2, 0.9]$, which characterizes the population accuracy of the classification algorithm in each stratum. The marginal distribution \mathcal{P}_x is $\mathcal{P}_x[x \in \mathcal{X}_i] = p_i$. The results are plotted in Figure 6.1. See Appendix G for other settings of q_i .

We can see from the plots that UCB sampling achieves the optimal performance most of the time, which matches the near optimal upper bound. The ETC method performs well at the beginning but becomes worse (close to uniform sampling) in the long run. This is because it stops to explore early, and thus fails to determine a finer-grained estimation of the variances. The greedy algorithm is the worst among all. The reason is that without a UCB, it fails to explore every stratum sufficiently, and starts to draw too many samples from one single stratum early.

6.2 Real Dataset

In this part, we compare the performance of different sampling algorithms on an image classification task. We use the pretrained Densenet model (Dense121) for performance evaluation on the validation set of Imagenet.

To partition the samples into $k = 10$ classes, we estimate the classification accuracy using the confidence score as follows. Notice the output of the neural network is a probability vector (after softmax operation) and the classification rule is determined by the maximum element, which corresponds to a one-hot vector. The confidence score is just the mutual-entropy between these two vectors, and numerically is equal to the maximum element of the probability vector. Given the confidence score, we can partition them into k classes with equal size. We plot the numerical results in Figure 6.2.

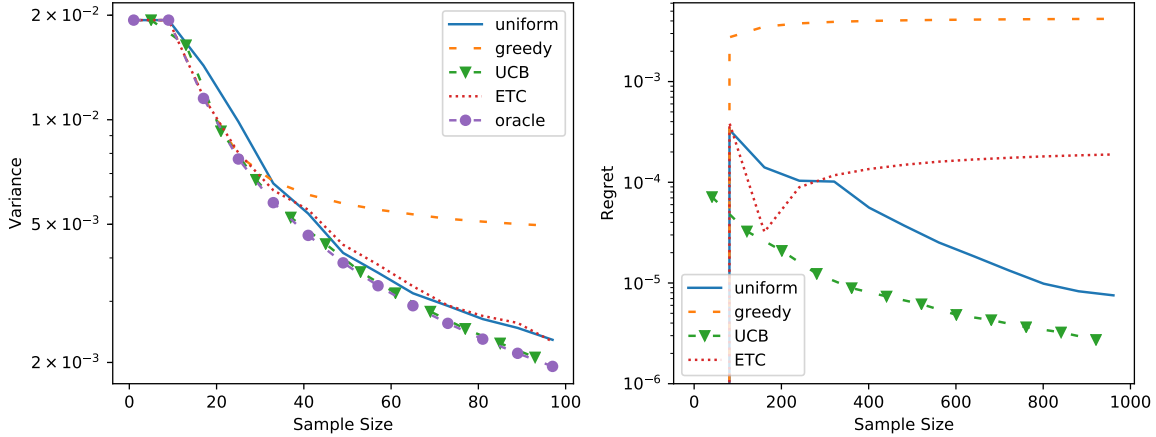


Figure 6.1: Experiments with synthetic data. The x -axis is the number of sample to label and the y -axis is the variance (or difference of variance) of the estimator (2) using given smapling algorithms.

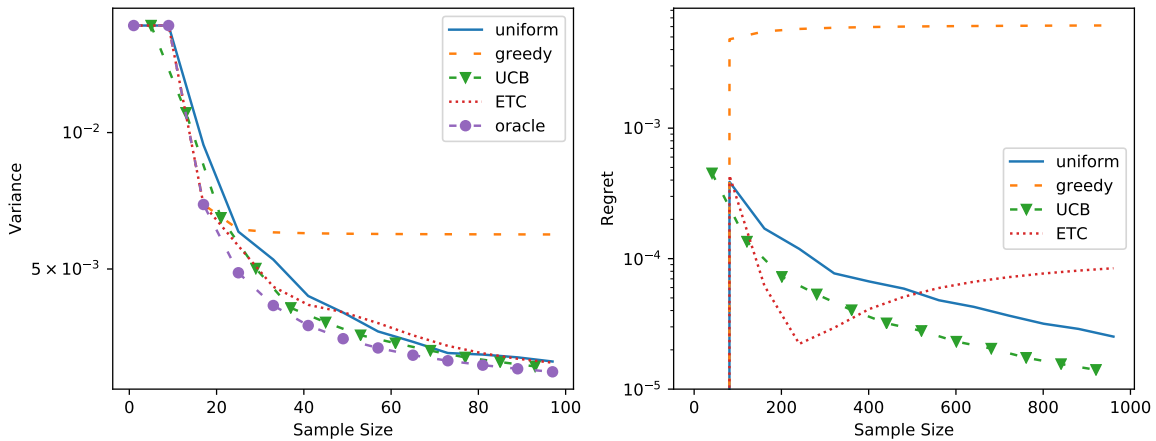


Figure 6.2: Experiments on ImageNet, with the same setup as in Figure 6.1.

As we can see, the result is quite close to the synthetic data. For small sample size, UCB can achieve significantly better performance compared with uniform sampling. This is particularly useful if the goal is to do an approximate but quick evaluation with a limited budget of labeled samples. This difference becomes less significant as the sample size grows.

References

- H. Ashtiani, S. Ben-David, N. Harvey, C. Liaw, A. Mehrabian, and Y. Plan. Settling the sample complexity for learning mixtures of gaussians. *arXiv preprint arXiv:1710.05209*, 2017.
- J.-Y. Audibert and S. Bubeck. Minimax policies for adversarial and stochastic bandits. In *COLT*, pages 217–226, 2009.
- P. N. Bennett and V. R. Carvalho. Online stratified sampling: evaluating classifiers at web-scale. In *Proceedings of the 19th ACM international conference on Information and knowledge management*, pages 1581–1584. ACM, 2010.

- S. Bubeck, N. Cesa-Bianchi, et al. Regret analysis of stochastic and nonstochastic multi-armed bandit problems. *Foundations and Trends® in Machine Learning*, 5(1):1–122, 2012.
- J. L. Doob and J. L. Doob. *Stochastic processes*, volume 7. Wiley New York, 1953.
- G. Druck and A. McCallum. Toward interactive training and evaluation. In *Proceedings of the 20th ACM international conference on Information and knowledge management*, pages 947–956. ACM, 2011.
- N. Katariya, A. Iyer, and S. Sarawagi. Active evaluation of classifiers on large datasets. In *2012 IEEE 12th International Conference on Data Mining (ICDM)*, pages 329–338. IEEE, 2012.
- N. Levine, K. Crammer, and S. Mannor. Rotting bandits. In *Advances in Neural Information Processing Systems*, pages 3074–3083, 2017.
- E. Liberty, K. Lang, and K. Shmakov. Stratified sampling meets machine learning. In *International Conference on Machine Learning*, pages 2320–2329, 2016.
- N. G. Marchant and B. I. Rubinstein. In search of an entity resolution OASIS: optimal asymptotic sequential importance sampling. *Proceedings of the VLDB Endowment*, 10(11):1322–1333, 2017.
- R. Munos et al. From bandits to monte-carlo tree search: The optimistic principle applied to optimization and planning. *Foundations and Trends® in Machine Learning*, 7(1):1–129, 2014.
- J. Neufeld, A. György, D. Schuurmans, and C. Szepesvári. Adaptive monte carlo via bandit allocation. *arXiv preprint arXiv:1405.3318*, 2014.
- J. Neyman. On the two different aspects of the representative method: the method of stratified sampling and the method of purposive selection. *Journal of the Royal Statistical Society*, 97(4):558–625, 1934.
- L. Qian, G. Zhou, F. Kong, and Q. Zhu. Semi-supervised learning for semantic relation classification using stratified sampling strategy. In *Proceedings of the 2009 Conference on Empirical Methods in Natural Language Processing: Volume 3-Volume 3*, pages 1437–1445. Association for Computational Linguistics, 2009.
- J. J. Rissanen. Fisher information and stochastic complexity. *IEEE transactions on information theory*, 42(1):40–47, 1996.
- C. Sawade, N. Landwehr, S. Bickel, and T. Scheffer. Active risk estimation. In *Proceedings of the 27th International Conference on Machine Learning (ICML-10)*, pages 951–958. Citeseer, 2010a.
- C. Sawade, N. Landwehr, and T. Scheffer. Active estimation of F-measures. In *Advances in Neural Information Processing Systems*, pages 2083–2091, 2010b.
- K. Sechidis, G. Tsoumakas, and I. Vlahavas. On the stratification of multi-label data. In *Joint European Conference on Machine Learning and Knowledge Discovery in Databases*, pages 145–158. Springer, 2011.
- S. K. Thompson. On sampling and experiments. *Environmetrics: The official journal of the International Environmetrics Society*, 13(5-6):429–436, 2002.
- P. Welinder, M. Welling, and P. Perona. A lazy man’s approach to benchmarking: Semisupervised classifier evaluation and recalibration. In *Proceedings of the IEEE Conference on Computer Vision and Pattern Recognition*, pages 3262–3269, 2013.
- Y. Ye, Q. Wu, J. Z. Huang, M. K. Ng, and X. Li. Stratified sampling for feature subspace selection in random forests for high dimensional data. *Pattern Recognition*, 46(3):769–787, 2013.
- P. Zhao and T. Zhang. Accelerating minibatch stochastic gradient descent using stratified sampling. *arXiv preprint arXiv:1405.3080*, 2014.

Appendix A Proof of Theorem 3.1

Proof. To simplify the notation, define the portion of samples drawing from stratum \mathcal{X}_i by $u_i = n_i/n$ and the optimal portion $u_i^* = p_i\sigma_i / \sum_i p_i\sigma_i$ used by the oracle.

As a result,

$$\begin{aligned} V(n) - V^*(n) &= \sum_i p_i^2 \sigma_i^2 \left(\frac{1}{n_i} - \frac{1}{nu_i^*} \right) \\ &= \frac{1}{n} \sum_i p_i^2 \sigma_i^2 \left(\frac{1}{n_i/n} - \frac{1}{u_i^*} \right) \\ &= \frac{1}{n} \sum_i p_i^2 \sigma_i^2 \left(\frac{1}{u_i} - \frac{1}{u_i^*} \right) \end{aligned} \quad (9)$$

Since

$$\hat{\sigma}_i^2 = \frac{1}{m-1} \left(\sum_{j=1}^m l(y_j^{(i)}, f(x_j^{(i)}))^2 \right) - \frac{1}{m(m-1)} \left(\sum_{j=1}^m l(y_j^{(i)}, f(x_j^{(i)})) \right)^2$$

then by Hoeffding's inequality and bounded assumption for loss functions, we have with probability at least $1 - n^{-c_2}$

$$\sum_i p_i |\hat{\sigma}_i - \sigma_i| \leq O \left(\sum_i p_i \sqrt{\frac{\log n}{m}} \right) = O \left(\sum_i p_i \sqrt{\frac{k \log n}{n}} \right) = O \left(\sqrt{\frac{k \log n}{n}} \right)$$

where the last inequality is by Jenson's inequality. Now we can derive similar concentration bound for u_i by mean-value theorem:

$$\begin{aligned} |u_i - u_i^*| &\leq p_i |u_i/p_i - u_i^*/p_i| \\ &\leq p_i \max \{u_i/p_i, u_i^*/p_i\} |\log(u_i/p_i) - \log(u_i^*/p_i)| \\ &= p_i \max \left\{ \frac{\hat{\sigma}_i}{\sum_{j=1}^k p_j \hat{\sigma}_j}, \frac{\sigma_i}{\sum_{j=1}^k p_j \sigma_j} \right\} |\log(u_i) - \log(u_i^*)| \\ &\leq O(p_i |\log u_i - \log u_i^*|) \\ &\leq O \left(p_i \left(|\log \hat{\sigma}_i - \log \sigma_i| + \left| \log \left(\sum_j p_i \hat{\sigma}_j \right) - \log \left(\sum_j p_i \sigma_j \right) \right| \right) \right) \\ &= O \left(p_i \left(\left| \log \frac{\hat{\sigma}_i}{\sigma_i} \right| + \left| \log \frac{\sum_j p_j \hat{\sigma}_j}{\sum_j p_j \sigma_j} \right| \right) \right) \\ &= O \left(p_i \left(\left| \log \frac{\hat{\sigma}_i}{\sigma_i} \right| + \left| \log \left(1 + \frac{\sum_j p_j \hat{\sigma}_j - \sum_j p_j \sigma_j}{\sum_j p_j \sigma_j} \right) \right| \right) \right) \\ &\leq O \left(p_i \left(\sqrt{\frac{\log n}{p_i n}} + \sum_i p_i |\hat{\sigma}_i - \sigma_i| \right) \right) \\ &\leq O \left(\sqrt{\frac{p_i \log n}{n}} + p_i \sqrt{\frac{k \log n}{n}} \right) \end{aligned} \quad (10)$$

then we have with probability at least $1 - n^{-c_2}$

$$|u_i - u_i^*|^2 \leq O \left(\frac{p_i \log n}{n} + \frac{p_i^2 k \log n}{n} \right) \quad (11)$$

Since we have

$$\frac{1}{u_i} - \frac{1}{u_i^*} = \frac{u_i^* - u_i}{(u_i^*)^2} + O\left(\frac{2(u_i - u_i^*)^2}{(u_i^*)^3}\right) \quad (12)$$

then use $(u_i^*)^{-1} = O(p_i^{-1})$

$$\begin{aligned} \frac{1}{u_i} - \frac{1}{u_i^*} &= \frac{u_i^* - u_i}{u_i^2} + O\left(\frac{1}{p_i^3} \cdot \left(\frac{p_i \log n}{n} + \frac{p_i^2 k \log n}{n}\right)\right) \\ &= \frac{u_i^* - u_i}{u_i^2} + O\left(\frac{\log n}{p_i^2 n} + \frac{k \log n}{p_i n}\right) \end{aligned}$$

Then

$$\begin{aligned} V(n) - V^*(n) &\leq \frac{1}{n} \sum_i p_i^2 \sigma_i^2 \left(\frac{1}{u_i} - \frac{1}{u_i^*}\right) \\ &\leq \frac{1}{n} \sum_i p_i^2 \sigma_i^2 \frac{u_i^* - u_i}{(u_i^*)^2} + \frac{1}{n} \sum_i p_i^2 \sigma_i^2 O\left(\frac{\log n}{p_i^2 n} + \frac{k \log n}{p_i n}\right) \\ &\leq \frac{1}{n} \sum_i p_i^2 \sigma_i^2 \frac{u_i^* - u_i}{(u_i^*)^2} + \frac{1}{n} O\left(\sum_i \left(p_i \frac{k \log n}{n} + \frac{\log n}{n}\right)\right) \\ &= \frac{1}{n} \sum_i p_i^2 \sigma_i^2 \frac{u_i^* - u_i}{(u_i^*)^2} + O\left(\frac{k \log n}{n^2}\right) \\ &= \frac{1}{n} \sum_i p_i^2 \sigma_i^2 \frac{u_i^* - u_i}{\left(\frac{p_i \sigma_i}{\sum_j p_j \sigma_j}\right)^2} + O\left(\frac{k \log n}{n^2}\right) \\ &= \frac{1}{n} \sum_i \left(\sum_i p_i \sigma_i\right)^2 (u_i^* - u_i) + O\left(\frac{k \log n}{n^2}\right) \\ &= \frac{(\sum_i p_i \sigma_i)^2}{n} \sum_i (u_i^* - u_i) + O\left(\frac{k \log n}{n^2}\right) \\ &= \frac{(\sum_i p_i \sigma_i)^2}{n} \left(\sum_i u_i^* - \sum_i u_i\right) + O\left(\frac{k \log n}{n^2}\right) \\ &= \frac{(\sum_i p_i \sigma_i)^2}{n} \times \left(1 - 1 + O\left(\frac{k}{n}\right)\right) + O\left(\frac{k \log n}{n^2}\right) \\ &= O\left(\frac{k \log n}{n^2}\right) \end{aligned} \quad (13)$$

□

Appendix B Proof of Theorem 4.1

Proof. With high probability (at least $1 - n^{-c_2}$), $\sigma_i^2 \geq \hat{\sigma}_i^2 - c_1 \sqrt{\frac{\log n}{n_i}}$, so we can always bound the UCB by

$$\sigma_i^2 \leq UCB_i := \hat{\sigma}_i^2 + c_1 \sqrt{\frac{\log n}{n_i}} \leq \sigma_i^2 + 2c_1 \sqrt{\frac{\log n}{n_i}}$$

Consider when region j is selected the last time, then for any other region i

$$\frac{p_i^2 \sigma_i^2}{n_i (n_i + 1)} \leq UCB_i \leq UCB_j \leq \frac{p_j^2 \left(\sigma_j^2 + 2c_1 \sqrt{\frac{\log n}{n_j}}\right)}{n_j (n_j + 1)}$$

By definition, it's easy to see $n_i = \Omega(n/k)$ for any i , which implies

$$\frac{n_j}{n_i} \leq \frac{p_j \sigma_j}{p_i \sigma_i} \left(1 + O\left(\sqrt{\frac{k \log n}{n}}\right) \right)$$

Switch the role of i and j we can get the reversed inequality

$$\frac{n_j}{n_i} \geq \frac{p_j \sigma_j}{p_i \sigma_i} \left(1 - O\left(\sqrt{\frac{k \log n}{n}}\right) \right)$$

Combining them we have

$$\frac{n_j}{n_i} = \frac{p_j \sigma_j}{p_i \sigma_i} \left(1 + O\left(\sqrt{\frac{k \log n}{n}}\right) \right)$$

Using the notation in the proof of Thm. 3.1, the above expression is equivalent to

$$\frac{u_j}{u_i} = \frac{u_j^*}{u_i^*} \left(1 + O\left(\sqrt{\frac{k \log n}{n}}\right) \right)$$

Take the sum with respect to j ,

$$u_i = u_i^* \left(1 + O\left(\sqrt{\frac{k \log n}{n}}\right) \right)$$

which further implies

$$|u_i - u_i^*| = O\left(p_i \sqrt{\frac{k \log n}{n}}\right)$$

Now the argument in inequality (13) in Thm. 3.1 shows the regret is $O\left(\frac{k \log n}{n^2}\right)$.

□

Appendix C Proof of Proposition 4.1

Proof. Consider we want to evaluate the performance for a given horizon n . We can begin our analysis when $n_i \geq \sqrt{n}$ for $\forall i$ because we still have enough budget to catch up with the optimal rule (4). For the later iterations, we only need to prove the concentration results still hold and then the same proof for Thm 4.1 applies. Now the tail probability is controlled by

$$\begin{aligned} & \mathbb{P} \left[\left\{ \hat{\sigma}_i^2 - c_1 \sqrt{\frac{\log n_i}{n_i}} \leq \sigma_i^2 \leq \hat{\sigma}_i^2 + c_1 \sqrt{\frac{\log n_i}{n_i}} \right\}^C \right] \\ & \leq 2 \mathbb{P} \left[\sigma_i^2 \leq \hat{\sigma}_i^2 + c_1 \sqrt{\frac{\log n_i}{n_i}} \right] \\ & \leq 2 \exp \left(-\frac{c_1^2 n_i \log n_i}{2 n_i} \right) \\ & = 2 n_i^{-c_1^2/2} \end{aligned}$$

Taking the sum we have

$$\sum_{n_i=\sqrt{n}}^n \mathbb{P} \left[\left\{ \hat{\sigma}_i^2 - c_1 \sqrt{\frac{\log n_i}{n_i}} \leq \sigma_i^2 \leq \hat{\sigma}_i^2 + c_1 \sqrt{\frac{\log n_i}{n_i}} \right\}^C \right]$$

$$\begin{aligned}
&\leq \sum_{n_i=\sqrt{n}}^n 2n_i^{-c_1^2/2} \\
&\lesssim \int_{\sqrt{n}}^n x^{-c_1^2/2} dx \\
&\lesssim n^{-\frac{c_1^2}{4}+\frac{1}{2}}
\end{aligned}$$

which is arbitrarily small by choosing proper const c_1 . □

Appendix D Proof of Proposition 4.2

Since we focus on improving the dependence of n instead of k , we consider k as a constant in this proof. The same argument extends to the general case considering k .

Proof. To do this, we want to use the confidence interval in the form of

$$\left[\hat{\sigma}_i^2 - \sqrt{\frac{c_1}{n_i} \log\left(\frac{n}{n_i}\right)}, \hat{\sigma}_i^2 + \sqrt{\frac{c_1}{n_i} \log\left(\frac{n}{n_i}\right)} \right]$$

The main tool we will utilize here is martingale maximal inequality (Doob and Doob, 1953). Define

$$M_s = s(\hat{\sigma}_i^2 - \sigma_i^2)$$

then

$$\mathbb{P} \left[\bigcup_{s=1}^S \{M_s \geq \varepsilon\} \right] \lesssim \exp \left\{ -\frac{\varepsilon^2}{2c_1 S} \right\}$$

The basic idea here is that, if we can bound the deviation of M_n with high probability, then we can also bound the deviations for $s < n$ for free. This can also be done for $\hat{\sigma}_i^2 - \sigma_i^2$ (with an extra constant coefficient) with a geometric series trick.

$$\begin{aligned}
&\mathbb{P} \left[\bigcup_{s=1}^n \left\{ \hat{\sigma}_i^2 - \sqrt{\frac{c_1}{s} \log\left(\frac{n}{s}\right)} \leq \sigma_i^2 \leq \hat{\sigma}_i^2 + \sqrt{\frac{c_1}{s} \log\left(\frac{n}{s}\right)} \right\}^c \right] \\
&\leq 2\mathbb{P} \left[\bigcup_{s=1}^n \left\{ \hat{\sigma}_i^2 - \sigma_i^2 \geq \sqrt{\frac{c_1}{s} \log\left(\frac{n}{s}\right)} \right\} \right] \\
&\leq 2\mathbb{P} \left[\bigcup_{s=1}^n \left\{ M_s \geq \sqrt{sc_1 \log\left(\frac{n}{s}\right)} \right\} \right] \\
&\leq 2 \sum_{i=1}^{\lfloor \log n \rfloor} \mathbb{P} \left[\bigcup_{s=2^i}^{2^{i+1}} \left\{ M_s \geq \sqrt{sc_1 \log\left(\frac{n}{s}\right)} \right\} \right] \\
&\leq 2 \sum_{i=1}^{\lfloor \log n \rfloor} \mathbb{P} \left[\bigcup_{s=1}^{2^{i+1}} \left\{ M_s \geq \sqrt{sc_1 \log\left(\frac{n}{s}\right)} \right\} \right] \\
&\lesssim \sum_{i=1}^{\lfloor \log n \rfloor} \exp \left(-\frac{2^i c_1}{2^{i+2}} \log\left(\frac{n}{2^{i+1}}\right) \right) \\
&\leq \sum_{i=1}^{\lfloor \log n \rfloor} \left(\frac{2^{i+1}}{n} \right)^{-c_1/4}
\end{aligned}$$

$\lesssim 1$

The intuition behind maximal inequality is that we can get everything for free if we can bound the tail probability for the last term. Since the length of the confidence interval is adaptive, we need to partition the whole horizon n into $\lfloor \log n \rfloor$ parts, but the whole sum is essentially as big as the last term. Therefore, the main difficulty here is to bound the tail probability for n .

As we will see in the lower bound construction, this probability cannot be bounded tightly. Therefore, if we consider an algorithm with the best theoretical guarantee under high probability, our result above is unimprovable. To match the lower bound concerning expectation, we must consider the non-canonical events, where the concentration does not hold. To characterize how much the true variance value deviates from the confidence interval, consider

$$\Delta_i = \left(\sigma_i^2 - \min_{s \leq n} \left(\hat{\sigma}_i^2 + \sqrt{\frac{c_1}{s} \log \left(\frac{n}{s} \right)} \right) \right)^+$$

whose tail probability can be bounded using the same maximal inequality argument (Audibert and Bubeck, 2009)

$$\mathcal{P} \{ \Delta_i \geq x \} \leq O \left(\frac{1}{nx^2} \right)$$

which is also tight. To see this, just consider the $s = n$ case.

Now we can characterize the performance of our algorithm using Δ_i . Remember from the above argument, the regret is of the order

$$\frac{\sum_{i=1}^k \mathbb{E} \Delta_i^2}{n}$$

On the other hand,

$$\begin{aligned} & \mathbb{E} \Delta_i^2 \\ &= \int_0^1 \mathcal{P} \{ \Delta_i^2 \geq x \} dx \\ &= \int_0^1 \mathcal{P} \{ \Delta_i \geq \sqrt{x} \} dx \\ &\lesssim \int_0^1 \min \left\{ 1, \frac{1}{nx} \right\} dx \\ &= O \left(\frac{\log n}{n} \right) \end{aligned}$$

where the upper limit of intergration is 1 because of assumption (A1) on the boundedness of loss function.

This shows the regret will be at the same level as before. In standard MAB setting, the second moment of Δ_i does not appear in the regret and thus this effect never shows up. \square

Appendix E Proof of Theorem 5.1

Proof. Let the estimation of $\{\sigma_i\}_{i=1}^k$ be $\{\hat{\sigma}_i\}_{i=1}^k$. Then the L^2 loss can be lower bounded by

$$\begin{aligned} & \mathbb{E} \sum_{i=1}^k (\hat{\sigma}_i - \sigma_i)^2 \\ &\gtrsim \sum_{i=1}^k \frac{1}{n_i} \\ &\geq \sum_{i=1}^k \frac{k}{n} \end{aligned}$$

$$= \frac{k^2}{n}$$

where the first inequality holds by Cramer-Rao lower bound for general estimators (Rissanen, 1996) and the second inequality is due to convexity.

From now on, consider the instance where $p_i = \frac{1}{k}$ and $\sigma_i = \frac{1}{3}$. We define u_i and u_i^* as in the proof of Thm. 3.1. To design the sampling strategy $\{n_i = nu_i\}_{i=1}^k$, we can just take $u_i \propto \hat{\sigma}_i$ and scale them s.t. $\sum_{i=1}^k u_i = 1$.

Now we can lower bound the L^2 loss of u_i since

$$\begin{aligned} & \mathbb{E} \sum_{i=1}^k (u_i - u_i^*)^2 \\ &= \frac{\mathbb{E} \sum_{i=1}^k (\hat{\sigma}_i - \sigma_i)^2}{\left(\sum_{i=1}^k \sigma_i\right)^2} \\ &\gtrsim \frac{1}{n} \end{aligned}$$

Notice this is true for any strategy because if the lower bound for u_i is not valid, then we can estimate $\{\sigma_i\}_{i=1}^k$ accordingly and the above lower bound will be violated, which is impossible.

Finally for any sampling algorithm π ,

$$\begin{aligned} & \text{Regret}(\pi) \\ &= \mathbb{E} \sum_{j=1}^k \frac{p_j^2 \sigma_j^2}{n} \left(\frac{1}{u_j} - \frac{1}{u_j^*} \right) \\ &\gtrsim \frac{1}{nk^2} \mathbb{E} \sum_{j=1}^k \left(\frac{1}{u_j} - \frac{1}{u_j^*} \right) \\ &\gtrsim \frac{1}{nk^2} \mathbb{E} \sum_{j=1}^k \frac{(u_j - u_j^*)^2}{(u_j^*)^3} \\ &\gtrsim \frac{k}{n} \mathbb{E} \sum_{j=1}^k (u_j - u_j^*)^2 \\ &\gtrsim \frac{k}{n^2} \end{aligned}$$

□

Notice the proof here is more classical-style, rather than information theoretical as in most of the bandit literature. The reason is that the KL divergence is not a very good measure of closeness between distributions here. In the above setting, perturb the variance in each stratum by $O(\varepsilon)$, then the KL divergence between the two distribution is $O(n\varepsilon^2)$. Thus, to distinguish the two distributions, we need $O(1/\varepsilon^2)$ samples. The corresponding algorithm will only sample from one single stratum where the variance is different in two instances. However, what we really care is to distinguish the two instances in L^2 , and distinguishing the two instances does not imply enough L^2 distance.

In fact, if we perturb the variance of each region by $O(\varepsilon)$, we can not distinguish if $n = O(1/\varepsilon^2)$ and the L^2 distance is $\sum_{i=1}^k (\sigma'_i - \sigma_i)^2 \gtrsim k/n$. If we only perturb the stratum with fewest samples by $O(\varepsilon)$, we can distinguish if $n = O(k/\varepsilon^2)$ and the L^2 distance is still $\sum_{i=1}^k (\sigma'_i - \sigma_i)^2 \gtrsim k/n$. In both cases, we can only get an $\Omega(1/n^2)$ lower bound, which is loose. This may be resolved by more complicated techniques like fuzzy

hypothesis testing, but we have seen that our simple hypothesis testing really works here using L^2 distance instead of KL divergence.

Appendix F Optimal Stratification Rule

For all the above discussion, we assume that a stratification rule is given in advance. Now we study the stratification rule for a given binary classification problem. In practice, this usually depends on a confidence score scaled in $[0, 1]$, whose value is considered as an estimation of accuracy. Depending on whether this representation is accurate, we have the following two different settings:

F.1 Strong Representation

If the confidence score directly gives an estimation of the accuracy quantitatively, we call it a strong representation. In this case, we can take advantage of the distribution of the confidence score to pursue the optimal partition. The corresponding Cumulative density function (cdf) is given by $F(x)$. Although unknown, it can be estimated from a large pool of unlabeled sample. The most common stratification rule is often given by the following heuristic method, whose output a sequence of k partition points a_i of the whole interval $[0, 1]$.

Algorithm 3 Simple Stratification

```

1: Initialize  $a$  s.t.  $a_0 = 0, a_k = 1$ 
2: for  $i = 1$  to  $k - 1$  do
3:    $a[i] \leftarrow F^{-1}(i/k)$ 
4: return  $a$ 

```

Now we can see why this simple stratification rule can be improved. Since we already have a low-regret sampling method in mind, we may consider the oracle directly, whose variance is $\frac{1}{n} \left(\sum_{i=1}^k p_i \sigma_i \right)^2$. Therefore, to minimize the variance, we simply need to minimize $\sum_{i=1}^k p_i \sigma_i$. For the above stratification rule, $p_i = \frac{1}{k}$, but from the minimization problem we know we should have larger p_i for smaller σ_i .

To design an optimal stratification rule, we optimize over $\sum_{i=1}^k p_i \sigma_i$ directly. Notice when samples from the interval $[a_{i-1}, a_i]$ comes from a Bernoulli distribution with parameter q_i . The corresponding variance is $\sigma_i^2 = q_i(1 - q_i)$. We can derive the expression for all the parameters from a_i by

$$p_i = F(a_i) - F(a_{i-1})$$

$$q_i = \int_{a_{i-1}}^{a_i} x dF(x) = a_i F(a_i) - a_{i-1} F(a_{i-1}) - \int_{a_{i-1}}^{a_i} F(x) dx$$

Now the optimization problem takes the form

$$\min \sum_{i=1}^k p_i \sqrt{q_i(1 - q_i)}$$

s.t. $a_0 = 0$
 $a_k = 1$

In each iteration, we fix the partition point except a_j . Then we can take the derivative with respect to a_j and force it to be 0. The resulted stationary condition is

$$a_j = g(a_j) = 2 \frac{\sigma_i - \sigma_{i+1}}{\frac{p_i(1-2q_i)}{\sigma_i} - \frac{p_{i+1}(1-2q_{i+1})}{\sigma_{i+1}}}$$

which cannot be solves in closed form. Thus we use a fixed point method to find the solution. The whole procedure is descibed in Alg. 4.

In this algorithm, there are two approximate procedures. The first is to use coordinate decent with line search. This will always introduce an improvement and will converge eventually, although without any guarantee on global optimality. The second is to use a fixed point iteration to find the local maximum. However, this method is not safe. For example, if we have $q_i < \frac{1}{2}$, $q_{i+1} > \frac{1}{2}$ and $\frac{1}{2} - q_{i+1} > q_i - \frac{1}{2}$, the iteration will gives $a_j < 0$, which definitely diverges. This difficulty essentially comes from the non-convexity of the optimization problem.

Algorithm 4 Optimal Stratification

```
1: Initialize  $a$  s.t.  $a_0 = 0, a_k = 1$ 
2: for  $i = 1$  to  $k - 1$  do
3:    $p_i \leftarrow F(a_i) - F(a_{i-1})$ 
4:    $q_i \leftarrow \int_{a_{i-1}}^{a_i} x dF(x)$ 
5:    $\sigma_i^2 \leftarrow q_i(1 - q_i)$ 
6: for  $m = 1$  to  $m_{max}$  do
7:   choose  $i$  from  $1, \dots, k - 1$ 
8:   for  $l = 1$  to  $l_{max}$  do
9:      $a_i \leftarrow g(a_i)$ 
10:    for  $j = i, i + 1$  do
11:       $p_j \leftarrow F(a_j) - F(a_{j-1})$ 
12:       $q_j \leftarrow \int_{a_{j-1}}^{a_j} x dF(x)$ 
13:       $\sigma_j^2 \leftarrow q_j(1 - q_j)$ 
14: return  $a$ 
```

F.2 Weak Representaion

If there is an unknown monotonically increasing map between the confidence score and the accuracy of classification, then only the order of the confidence score is meaningful. This setting is more robust in practice and we call it the weak representation. Although we still want to minimize $\sum_{i=1}^k p_i \sigma_i$, we have no idea what σ_i really is for each i . Therefore, a possible criterion is to consider worst-case behavior. The simple stratification rule above is a conservative rule and the worst case happens when all the variances are equal. For any other rule, there is a possibility of over-estimate the variance and we can construct an adversarial instance where the performance is even worse than the equal variance case. We summarize the above argument into the following proposition.

Proposition F.1. *The simple stratification rule is minimax optimal for weak representation.*

This gives a justification for the application of the simple stratification rule in practice.

Appendix G Additional Experiments

We show some additional experimental results here. Consider two settings of different q_i . In Figure G, the two plots on the top use q_i uniform drawn from $[0.2, 0.9]$ and the two plots on the bottom use q_i uniform drawn from $[0.4, 0.6]$. It is intuitive that if q_i get closer for different i , then the potential improvement will be smaller.

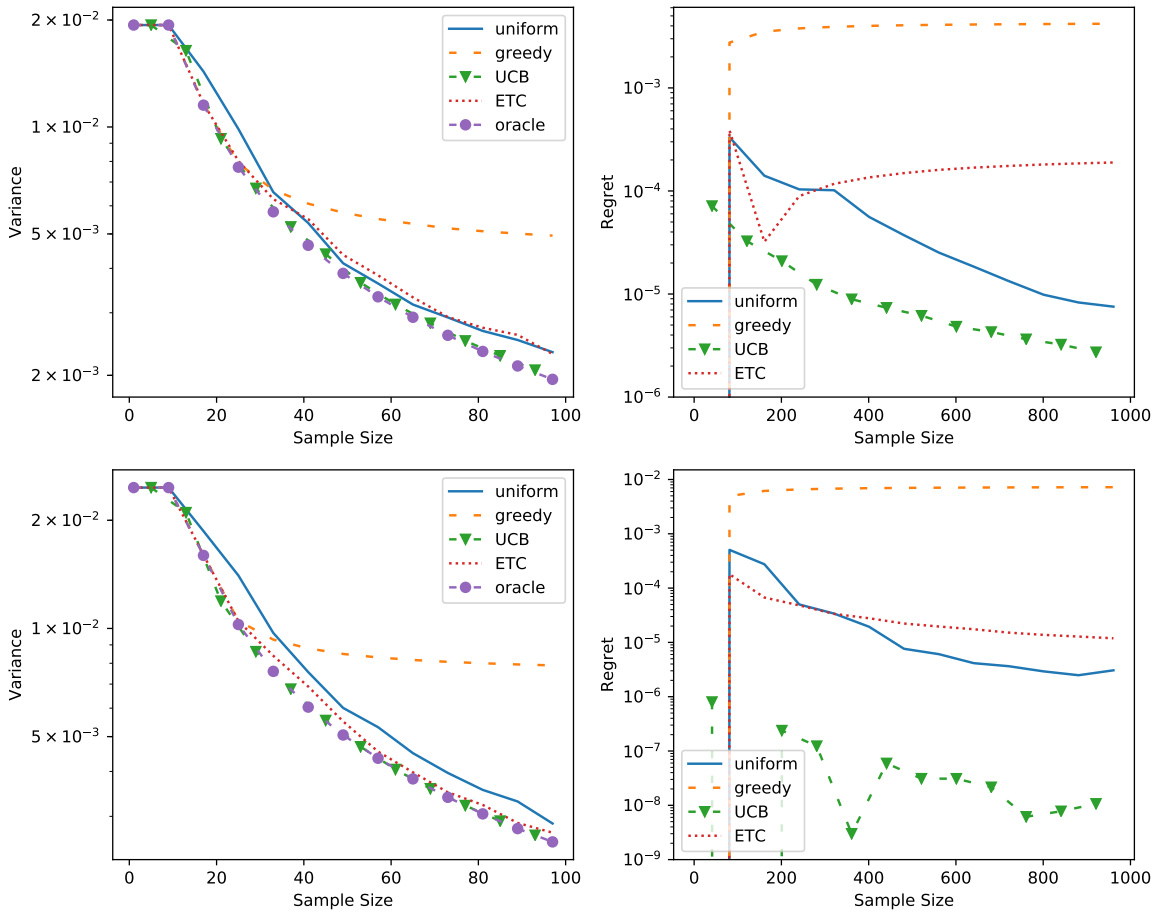


Figure G.3: Additional experiments with synthetic data. The plots on the top use wider distributed q_i while plots on the bottom use narrower ones.