

The Complexity of Helly- B_1 EPG Graph Recognition*

Claudson F. Bornstein¹ Martin Charles Golumbic²
 Tanilson D. Santos^{1,3} Uéverton S. Souza⁴ Jayme L. Szwarcfiter^{1,5}

¹ Federal University of Rio de Janeiro - Brazil

² University of Haifa - Israel

³ Federal University of Tocantins - Brazil

⁴ Fluminense Federal University - Brazil

⁵ State University of Rio de Janeiro - Brazil

received 2019-06-26, revised 2019-06-26, accepted 2019-06-26.

Golumbic, Lipshteyn and Stern defined in 2009 the class of EPG graphs, as the intersection graph of edge paths on a grid. An EPG graph G is a graph that admits a representation where its vertices correspond to paths in a grid Q , such that two vertices of G are adjacent if and only if their corresponding paths in Q have a common edge. If the paths in the representation have at most k changes of direction (bends), we say that it is a B_k -EPG representation. A collection C of sets satisfies the Helly property when every sub-collection of C that is pairwise intersecting has at least one common element. In this paper we show that the problem of recognizing B_k -EPG graphs $G = (V, E)$ whose edge-intersections of paths in a grid satisfy the Helly property, so-called Helly- B_k EPG graphs, is in \mathcal{NP} , for every k bounded by a polynomial of $|V(G)|$. In addition, we show that recognizing Helly- B_1 EPG graphs is \mathcal{NP} -complete, and it remains \mathcal{NP} -complete even when restricted to 2-apex and 3-degenerate graphs.

Keywords: Edge-intersection of paths on a grid, EPG graphs, Helly property, Intersection graphs, \mathcal{NP} -completeness, Single bend paths.

1 Introduction

An EPG graph G is a graph that admits a representation in which its vertices are represented by paths of a grid Q , such that two vertices of G are adjacent if and only if the corresponding paths have at least one common edge.

The study of EPG graphs has motivation related to the problem of VLSI design that combines the notion of edge intersection graphs of paths in a tree with a VLSI grid layout model, see Golumbic et al. (2009). The number of bends in an integrated circuit may increase the layout area, and consequently increase the cost of chip manufacturing. This is one of the main applications that instigate research on

*This study was financed in part by the Coordenação de Aperfeiçoamento de Pessoal de Nível Superior - Brasil (CAPES) - Finance Code 001.

the EPG representations of some graph families when there are constraints on the number of bends in the paths used in the representation. Other applications and details on circuit layout problems can be found in Bandy and Sarrafzadeh (1990); Molitor (1991).

A graph is a B_k -EPG graph if it admits a representation in which each path has at most k bends. As an example, Figure 1(a) shows a C_3 , Figure 1(b) shows an EPG representation where the paths have no bends and Figure 1(c) shows a representation with at most 1 bend per path. Consequently, C_3 is a B_0 -EPG graph. More generally, B_0 -EPG graphs coincide with interval graphs.

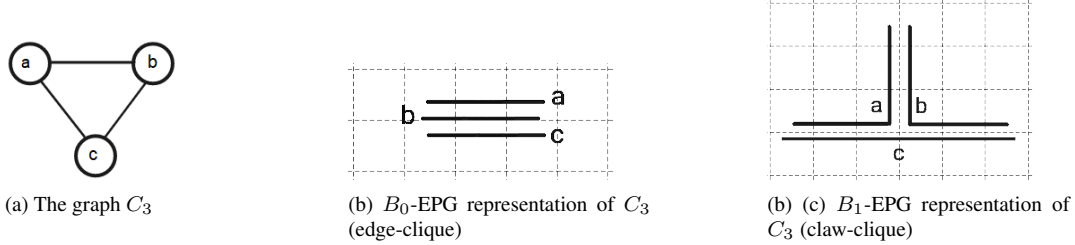


Fig. 1: The graph C_3 and representations without bends and with 1 bend

The *bend number* of a class of graphs is the smallest k for which all graphs in the class have a B_k -EPG representation. Interval graphs have bend number 0 Golumbic et al. (2009), trees have bend number 1 Golumbic et al. (2009) and outerplanar graphs have bend number 2 Heldt et al. (2014a). The bend number for the class of planar graphs is still open, but it is either 3 or 4 Heldt et al. (2014a).

The class of EPG graphs has been studied in several papers, such as Alc3n et al. (2016); Asinowski and Suk (2009); Cohen et al. (2014); Golumbic et al. (2009); Heldt et al. (2014b); Pergel and Rzażewski (2017), among others. The investigations frequently approach characterizations with respect to the number of bends of the graph representation. Regarding the complexity of recognizing B_k -EPG graphs, only the complexity of recognizing few of these sub-classes of EPG graphs have been determined: B_0 -EPG graphs can be recognized in polynomial time, since it corresponds to the class of interval graphs, see Booth and Lueker (1976). In contrast, recognizing B_1 -EPG and B_2 -EPG graphs are NP -complete problems, see Heldt et al. (2014b) and Pergel and Rzażewski (2017), respectively. Moreover, recognizing B_1 -EPG graphs remains NP -complete even for L -shaped paths in grid, see Cameron et al. (2016).

A collection C of sets satisfies the Helly property when every sub-collection of C that is pairwise intersecting has at least one common element. The study of the Helly property is useful in very diverse areas of science, and we can enumerate applications in semantics, code theory, computational biology, database, image processing, graph theory, optimization, and linear programming Dourado et al. (2009).

The Helly property can be applied to the B_k -EPG representation problem, where each path is considered to be a set of edges. A graph G has a Helly- B_k EPG representation if there is a B_k -EPG representation of G where each path has at most k bends and this representation satisfies the Helly property. Figure 2(a) presents two B_1 -EPG representations of a graph with five vertices. Figure 2(b) illustrates 3 pairwise intersecting paths $(P_{v_1}, P_{v_2}, P_{v_5})$, containing a common edge, so it is a Helly- B_1 EPG representation. In Figure 2(c), although the three paths are pairwise intersecting, there is no common edge in all 3 paths, and therefore they do not satisfy the Helly property. The Helly property related to EPG representations of graphs has been studied in Golumbic et al. (2009) and Golumbic et al. (2013). In particular, they have determined the strong Helly number of B_1 -EPG graphs.

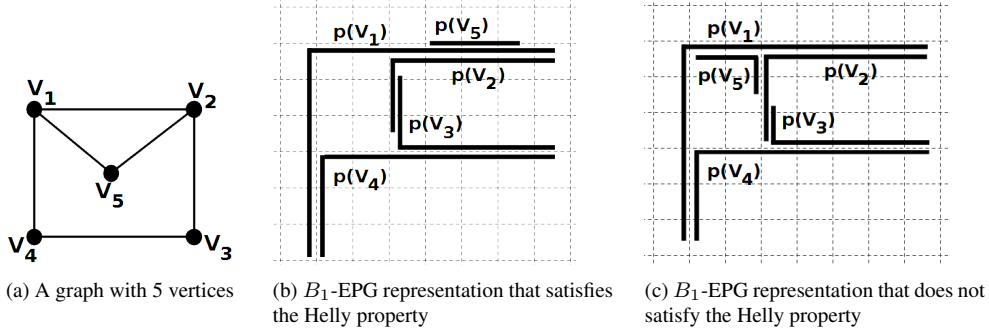


Fig. 2: A graph with 5 vertices in (a) and some single bend representations: Helly in (b) and not Helly in (c)

Next, we describe some terminology and notation used.

The term *grid* is used to denote the Euclidean space of integer orthogonal coordinates. Each pair of integer *coordinates* corresponds to a point or vertex of the grid. The term *edge of the grid*, will be used to denote a pair of vertices that are at distance one in the grid. Two edges e_1 and e_2 are *consecutive edges* when they share exactly one point of the grid. A (simple) path in the grid is as a sequence of distinct edges e_1, e_2, \dots, e_m , where consecutive edges are adjacent, i.e., contain a common vertex, whereas non-consecutive edges are not adjacent. In this context, two paths only intersect if they have at least a common edge. The first and last edges of a path are called *extremity edges*.

The *direction of an edge* is vertical when the first coordinates of its vertices are equal, and is horizontal when the second coordinates are equal. A *bend* in a path is a pair of consecutive edges e_1, e_2 of that path, such that the directions of e_1 and e_2 are different. When two edges e_1 and e_2 form a bend, they are called *bend edges*. A *segment* is a set of consecutive edges with no bends. Two paths are said to be *edge-intersecting*, or simply *intersecting*, if they share at least one edge. Throughout the paper any time we say that two paths intersect, we mean that they edge-intersect.

EPG graphs are the class of intersection graphs of paths in a grid Golumbic et al. (2009). This class, consists of the class of graphs in which its vertices are represented by paths of a grid Q , such that two vertices in G are adjacent if and only if their corresponding paths intersect. If every path in the representation has at most k bends, we say that this graph G has a B_k -EPG representation. When $k = 1$ we say that this is a *single bend* representation.

A family of sets is *pairwise intersecting* if any two sets in the family intersect. A collection of non-empty sets C satisfies the Helly property when every pairwise intersecting sub-collection S of C has at least one element that is in every subset of S .

The Helly property can be applied to the B_k -EPG representation problem, where each path is considered to be a set of edges. A graph G has a Helly- B_k EPG representation if there is a B_k -EPG representation of G where each path has at most k bends and this representation satisfies the Helly property.

This paper studies graphs that have a Helly-EPG representation. We prove that the problem of recognizing Helly- B_1 EPG graphs is NP -complete. In particular, we show that this results remains true even if the graphs are 2-apex and 3-degenerate.

2 Preliminaries

The study starts with the following lemma.

Lemma 1 (Golumbic et al. (2009)). *Every graph is an EPG graph.*

We show that the result extends to Helly-EPG graphs.

Lemma 2. *Every graph is a Helly-EPG graph.*

Proof: Let G be a graph with n vertices v_1, v_2, \dots, v_n and μ maximal cliques C_1, C_2, \dots, C_μ . We construct a Helly-EPG representation of G , using a grid Q of size $(\mu \times 2n)$. The rows correspond to the maximal cliques and are numbered $1, 2, \dots, \mu$. Each vertex v_j contains segments from column j to column $j + n$. Each maximal clique C_i is mapped into an edge $(i, n), (i, n + 1)$. Each path P_j contains all edges $(i, n), (i, n + 1)$ corresponding to the maximal cliques C_i containing v_j .

Moreover, two distinct paths P_j, P_k intersect at the edges corresponding to the maximal cliques containing v_j, v_k .

Let $v_j \in V(G)$, consider the maximal cliques containing v_j in ascending order of their indices. The path P_j representing v_j , starts at vertex $(1, j)$ of Q and descends column j until (i, j) , where C_i is the first clique containing v_j , then P_j bends at vertex (i, j) and proceeds to the right, traversing edge $(i, n), (i, n + 1)$ representing C_i . Then P_j proceeds further on row i until reaching vertex $(i, j + n)$, where it bends again, descending column $j + n$ until reaching vertex $(l, j), l > i$, where C_l is the next maximal clique containing v_j where it bends again. It proceeds in row l , traversing edge $(l, n), (l, n + 1)$, and so on, until all edges of Q corresponding to the maximal cliques containing v_j have been traversed by P_j .

It follows that two distinct paths, P_j and P_q , intersect exactly at the rows corresponding to the maximal cliques containing both v_j and v_q . Hence the representation is Helly. \square

Figure 3 shows the grid Q and the path P_2 corresponding to the vertex $v_2 \in V(G)$, contained in maximal cliques C_2, C_4 and C_5 of G .

Corollary 3. *Every graph G containing μ maximal cliques admits a Helly- $B_{2\mu-1}$ EPG representation.*

Next we examine the B_1 -EPG representations of a few graphs that we employ in our constructions. In special, we consider EPG representations of C_4 's.

Definition 4. Let Q be a grid and let $(a_1, b), (a_2, b), (a_3, b), (a_4, b)$ be a 4-star as depicted in Figure 4(a). Let $\mathcal{P} = \{P_1, \dots, P_4\}$ be a collection of paths each containing exactly two edges of the 4-star:

- A true pie is a representation where each P_i of \mathcal{P} forms a bend in b .
- A false pie is a representation where two of the paths P_i do not contain bends, while the remaining two do not share an edge.

Definition 5. Consider a rectangle of any size with 4 corners at vertices $(x_1, y_1); (x_2, y_1); (x_2, y_2); (x_1, y_2)$, positioned as in Figure 5. A frame is a representation containing 4 paths $\mathcal{P} = \{P_1, \dots, P_4\}$, each having a bend in a different corner of a rectangle, and such that the sub-paths $P_1 \cap P_2, P_2 \cap P_3, P_3 \cap P_4, P_4 \cap P_1$, share at least one edge. While the sub-paths $P_2 \cap P_4$ and $P_1 \cap P_3$ do not share edges.

Lemma 6 (Golumbic et al. (2009)). *Every C_4 that is an induced subgraph of a graph G corresponds, in any representation, to a true pie, a false pie, or a frame.*

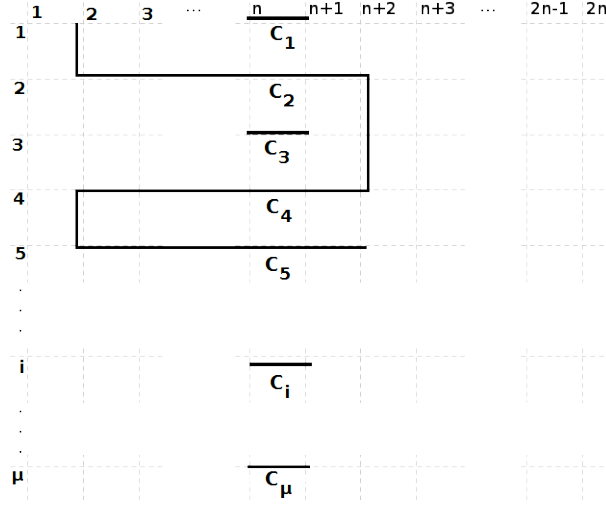


Fig. 3: Representation of the path P_2 corresponding to vertex v_2 contained in cliques C_2, C_4 and C_5

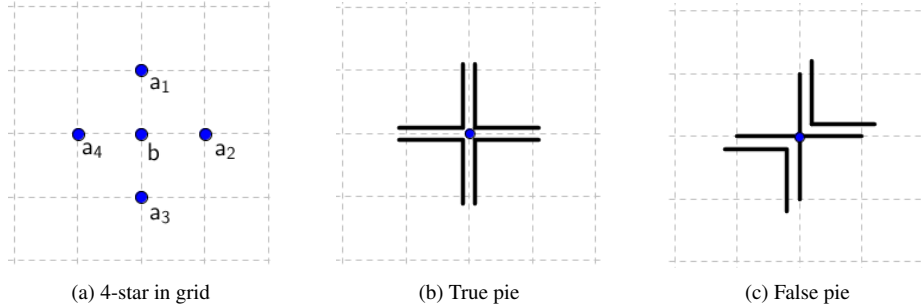


Fig. 4: B_1 -EPG representation of the induced cycle of size 4 as pies with emphasis in center b

Definition 7. A B_k -EPG representation is minimal when its set of edges does not properly contain another B_k -EPG representation.

The *octahedral* graph is the graph containing 6 vertices and 12 edges, depicted in Figure 6(a). Next, we consider representations of the octahedral.

The next lemma follows directly from the discussion presented in Heldt et al. (2014b).

Lemma 8. The octahedral graph O_3 has a unique minimal B_1 -EPG representation.

Proof: The octahedral graph O_3 has in its construction induced cycles of size 4 (C_4 's). Take an induced C_4 subgraph of the octahedral O_3 . The pairs of non-adjacent vertices of the induced C_4 are false twins whose neighborhoods are the remaining vertices of the induced C_4 . Each of the vertices outside the C_4 are adjacent to all vertices of the C_4 . Thus, if in a B_1 -EPG representation of C_4 , the C_4 is represented as a frame, no single bend path can simultaneously intersect the 4 paths representing the vertices of the induced C_4 . Therefore, we conclude that the frame structure can not be part of an O_3 representation.




Fig. 5: B_1 -EPG representation of the induced cycle of size 4 as frame

With the same reasoning, take a B_1 -EPG representation of C_4 where the induced C_4 subgraph is represented as true pie or false pie. When adding the false twin vertices, which are neighbors of all vertices of C_4 taken from O_3 , both representations converge to the structure represented in Figure 6(b). \square

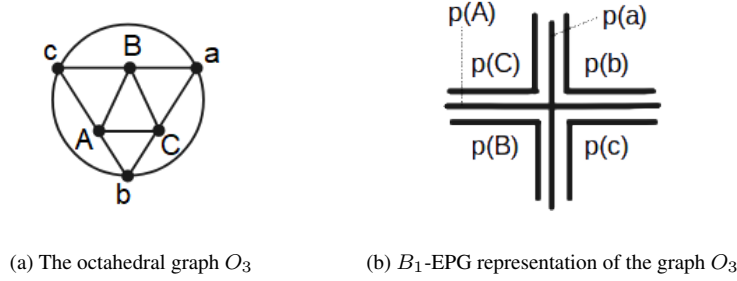


Fig. 6: The octahedral O_3 graph and its B_1 -EPG representation

By Lemma 8, O_3 has a unique minimal B_1 -EPG representation, up to isomorphisms, as depicted in Figure 6(b). The paths P_a , P_b and P_c do not satisfy the Helly property. Therefore $O_3 \notin \text{Helly-}B_1 \text{ EPG}$.

Clearly, B_0 -EPG and Helly- B_0 EPG graphs coincide. Hence Helly- B_0 EPG can be recognized in polynomial time Booth and Lueker (1976). However, Lemma 8 has proved that the class of Helly- B_1 EPG is a proper subclass of B_1 -EPG. It remains the question about the complexity of recognizing Helly- B_1 EPG graphs. In this paper we answer such a question.

Figure 7 depicts graphs of the classes B_0 -EPG, Helly- B_1 EPG and B_1 -EPG that distinguish these classes.

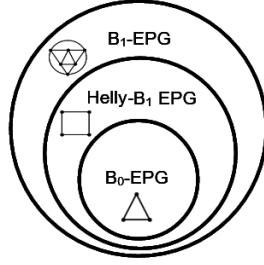


Fig. 7: Hierarchical diagram of some EPG classes

3 Membership in \mathcal{NP}

HELLY- B_k EPG RECOGNITION problem can be formally described as follows:

| HELLY- B_k EPG RECOGNITION | |
|------------------------------|---|
| <i>Input:</i> | A graph G and an integer $k \leq V(G) ^c$, for some fixed c . |
| | Determine if there is a set of k -bend paths $\mathcal{P} = \{P_1, P_2, \dots, P_n\}$ in a grid Q such that: |
| <i>Goal:</i> | <ul style="list-style-type: none"> • $u, v \in V(G)$ are adjacent in G if and only if P_u, P_v share an edge in Q; and • \mathcal{P} satisfies the Helly property. |

In this section, we show that HELLY- B_k EPG RECOGNITION, where k is bounded by a polynomial function of $|V(G)|$, belongs to \mathcal{NP} .

A (positive) certificate for the HELLY- B_k EPG RECOGNITION consists of a grid Q , a set \mathcal{P} of k -bend paths of Q , which is in one-to-one correspondence with the vertex set $V(G)$ of G , such that, for each pair of distinct paths $P_i, P_j \in \mathcal{P}$, $P_i \cap P_j \neq \emptyset$ if and only if the corresponding vertices are adjacent in G . Furthermore, \mathcal{P} satisfies the Helly property.

The following are key concepts that make it easier to control the size of an EPG representation. A relevant edge of a path in a B_k -EPG representation is one which is either an extremity edge or a bend edge of the path. Therefore each path with at most k bends can have up to $2(k+1)$ relevant edges, and any B_k -EPG representation contains at most $2|\mathcal{P}|(k+1)$ distinct relevant edges.

To show that there is a non-deterministic polynomial-time algorithm for HELLY- B_k EPG RECOGNITION, it is enough to consider as certificate a B_k -EPG representation R containing a collection \mathcal{P} of paths, $|\mathcal{P}| = |V(G)|$, such that each path $P_i \in \mathcal{P}$ is given by its set of relevant edges along with the relevant edges, that intersect P_i , of each path P_j intersecting P_i , where $P_j \in \mathcal{P}$. The relevant edges for each path are given in the order that they appear in the path, so as to make straightforward checking that the edges correspond to a unique path with at most k bends. This representation is also handy for checking that the paths form an intersection model for G .

In order to verify in polynomial time that the input is in fact a positive certificate for the problem, we have to assert the following:

- (i) The sequence of relevant edges of a path $P_i \in \mathcal{P}$ determines P_i in polynomial time;
- (ii) Two paths $P_i, P_j \in \mathcal{P}$ intersect if and only if they intersect in some relevant edge;
- (iii) The set \mathcal{P} of relevant edges satisfies the Helly property.

The following lemma states that condition (i) holds.

Lemma 9. *Each path P_i can be determined uniquely in polynomial time by the sequence of its relevant edges.*

Proof: Consider the sequence of relevant edges of some path $P_i \in \mathcal{P}$. Start from an extremity edge of P_i . Let t be the row (column) containing the last considered relevant edge. The next relevant edge e' in the sequence, must be also contained in row (column) t . If e' is an extremity edge, the process is finished and the path has been determined. It contains all edges between the considered relevant edges in the sequence. Otherwise, if e' is a bend edge, the next relevant edge is the second bend edge e'' of this same bend, which is contained in some column (row) t' . The process continues until the second extremity edge of P_i is located.

With the above procedure, we can determine in $\mathcal{O}(k \cdot |V(G)|)$ time, whether path P_i contains any given edge of the grid Q . Therefore, the sequence of relevant edges of P_i uniquely determines P_i . \square

Next we assert property (ii).

Lemma 10. *Let \mathcal{P} be the set of paths in a B_k -EPG representation of G , and let $P_1, P_2 \in \mathcal{P}$. Then P_1, P_2 are intersecting paths if and only if their intersection contains at least one relevant edge.*

Proof: Assume that P_1, P_2 are intersecting and we show they contain a common relevant edge. Without loss of generality, suppose P_1, P_2 intersect at row i of the grid, in the B_k -EPG representation R . The following are the possible cases that may occur:

- **Case 1:** Neither P_1 nor P_2 contain bends in row i .

Then P_1 and P_2 are entirely contained in row i . Since they intersect, either P_1, P_2 overlap, or one of the paths contains the other. In any these situations, they intersect in a common extremity edge, that is a relevant edge.

- **Case 2:** P_1 does not contain bends in i , but P_2 does.

If some bend edge of P_2 also belongs to P_1 , then P_1, P_2 intersect in a relevant edge. Otherwise, since P_1, P_2 intersect, the only possibility is that the intersection contains an extremity edge of P_1 or P_2 . Hence the paths intersect in relevant edge.

- **Case 3:** Both P_1, P_2 contain bends in i

Again, if the intersection occurs in some bend edge of P_1 or P_2 , the lemma follows. Otherwise, the same situation as above must occur, that is P_1, P_2 must intersect in same extremity edge.

In any of the cases, P_1 and P_2 intersect in some relevant edge. \square

The two previous lemmas let us check that a certificate is an actual B_k -EPG representation of a given graph G . The next lemma says we can also verify in polynomial time that the representation encoded in the certificate is a Helly representation. Fortunately we do not need to check every subset of intersecting paths of the representation to make sure they have a common intersection.

Lemma 11. *Let \mathcal{P} be a collection of paths encoded as a sequence of relevant edges that constitute a B_k -EPG representation of a graph G . We can verify in polynomial time if \mathcal{P} has the Helly property.*

Proof: Let T be the set of relevant edges of \mathcal{P} . Consider each triple T_i of edges of T . Let P_i be the set of paths of \mathcal{P} containing at least two of the edges in the triple T_i . By Gilmore's Theorem Berge and Duchet (1975), \mathcal{P} has the Helly property if and only if the subset of paths P_i corresponding to each triple T_i has a non-empty intersection. By Lemma 10, it suffices to examine the intersections on relevant edges. Therefore a polynomial algorithm for checking if \mathcal{P} has the Helly property could examine each of the subsets P_i , and for each relevant edge e of a path in P_i , to compute the number of paths in P_i that contain e . Then \mathcal{P} has the Helly property if and only if for every P_i there exists some relevant edge that is present in all paths in P_i , yielding a non-empty intersection. \square

Corollary 12. *Let \mathcal{P}' be a set of pairwise intersecting paths in a Helly- B_k EPG representation of a graph G . Then the intersection of all paths of \mathcal{P}' contains at least one relevant edge.*

Note that the property described in Corollary 12 is a consequence of Gilmore's Theorem, see Berge and Duchet (1975), and it applies only to representations that satisfy Helly's property.

Lemma 13. *Let G be a Helly- B_k EPG graph. Then G admits a Helly- B_k EPG representation on a grid of size at most $4n(k+1) \times 4n(k+1)$.*

Proof: Let R be a B_k -EPG representation of a graph G on a grid Q with the smallest possible size. Let \mathcal{P} be the set of paths of R . Note that $|\mathcal{P}| = n$. A counting argument shows that there are at most $2|\mathcal{P}|(k+1)$ relevant edges in R . If Q has a pair of consecutive columns c_i, c_{i+1} neither of which contains relevant edges of R , and such that there is no relevant edge crossing from c_i to c_{i+1} , then we can contract each edge crossing from c_i to c_{i+1} into single vertices so as to obtain a new B_k -EPG representation of G on a smaller grid, which is a contradiction. An analogous argument can be applied to pairs of consecutive rows of the grid. Therefore the grid Q is such that each pair of consecutive columns and of consecutive rows of Q has at least one relevant edge of R or contains a relevant edge crossing it. Since Q is the smallest possible grid for representing G then the first row and the first column of Q must both contain at least one point belonging to some relevant edge of R . Thus, if G is B_k -EPG then it admits a B_k -EPG representation on a grid of size at most $4|\mathcal{P}|(k+1) \times 4|\mathcal{P}|(k+1)$. In addition, by Corollary 12, it holds that the contraction operation previously described preserves the Helly property, if any. Hence, letting R be a Helly- B_k EPG representation of a graph G on a grid Q with the smallest possible size it holds that Q has size at most $4|\mathcal{P}|(k+1) \times 4|\mathcal{P}|(k+1)$. \square

Theorem 14. *HELLY- B_k EPG RECOGNITION is in \mathcal{NP} , whenever k is bounded by a polynomial function of $|V(G)|$.*

Proof: By Lemma 13 and the fact that k is bounded by a polynomial function of $|V(G)|$, it follows that the collection \mathcal{P} can be encoded through its relevant edges with $n^{\mathcal{O}(1)}$ bits.

Finally, by Lemmata 9, 10 and 11, it follows that one can verify in polynomial-time on the size of G whether \mathcal{P} is a family of paths encoded as a sequence of relevant edges that constitute a Helly- B_k EPG representation of a graph G . \square

4 NP -hardness

Now we will prove that Helly- B_1 EPG graph recognition is NP -complete. For this proof we follow the basic strategy described in the prior hardness proof of Heldt et al. (2014b). We set up a reduction from POSITIVE (1 IN 3)-3SAT defined as follows:

| POSITIVE (1 IN 3)-3SAT | |
|------------------------|---|
| <i>Input:</i> | A set X of positive variables; a collection C of clauses on X such that for each $c \in C$, $ c = 3$. |
| <i>Goal:</i> | Determine if there is an assignment of values to the variables in X so that every clause in C has exactly one true literal. |

POSITIVE (1 IN 3)-3SAT is a well known NP -complete problem (see Garey and Johnson (1979), problem [L04], page 259). POSITIVE (1 IN 3)-3SAT remains NP -complete when the incidence graph of the input CNF (Conjunctive Normal Form) formula is a planar graph Mulzer and Rote (2008).

Given a formula F that is an instance of POSITIVE (1 IN 3)-3SAT we will present a polynomial-time construction of a graph G_F such that G_F is Helly- B_1 EPG if and only if F is satisfiable. This graph will contain an induced subgraph G_{C_i} with 12 vertices (called *clause gadget*) for every clause $C_i \in C$, and an induced subgraph (*variable gadget*) for each variable x_j , containing a special vertex v_j , plus a *base gadget* with 55 additional vertices.

We will use a graph H isomorphic to the graph presented in Figure 8, as a gadget to perform the proof. For each clause C_i of F of the target problem, we will have a *clause gadget* isomorphic to H , denoted by G_{C_i} .

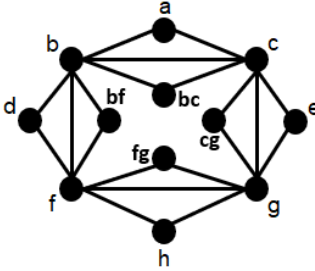


Fig. 8: The partial gadget graph H

The reduction of a formula F from POSITIVE (1 IN 3)-3SAT to a particular graph G_F such that G_F has a Helly- B_1 EPG representation if only if F is satisfiable, is given below.

Definition 15. Let F be a CNF-formula with variable set \mathcal{X} and clause set \mathcal{C} with no negative literals, in which every clause has exactly three literals. The graph G_F is constructed as follows:

1. For each clause $C_i \in \mathcal{C}$ create a clause gadget G_{C_i} , isomorphic to graph H ;
2. For each variable $x_j \in \mathcal{X}$ create a variable vertex v_j that is adjacent to the vertex a , e , or h of G_{C_i} , when x_j is the first, second or third variable in C_i , respectively;

3. For each variable vertex v_j , construct a variable gadget formed by adding two copies of H , H_1 and H_2 , and making v_j adjacent to the vertices of the 2 triangles (a, b, c) in H_1 and H_2 .
4. Create a vertex V , that will be used as vertical reference of the construction, and add an edge from V to each vertex d of a clause gadget;
5. Create a bipartite graph $K_{2,4}$ with a particular vertex T that is in the largest stable set. This vertex is nominated true vertex. Vertex T is adjacent to all v_j and also to V ;
6. Create two graphs isomorphic to H , G_{B1} and G_{B2} . The vertex T is connected to each vertex of the triangle (a, b, c) in G_{B1} and G_{B2} ;
7. Create two graphs isomorphic to H , G_{B3} and G_{B4} . The vertex V is connected to each vertex of the triangle (a, b, c) in G_{B3} and G_{B4} ;
8. The subgraph induced by the set of vertices $\{V(K_{2,4}) \cup \{T, V\} \cup V(G_{B1}) \cup V(G_{B2}) \cup V(G_{B3}) \cup V(G_{B4})\}$ will be referred to as the base gadget.

Figure 9 illustrates how this construction works on a small formula.

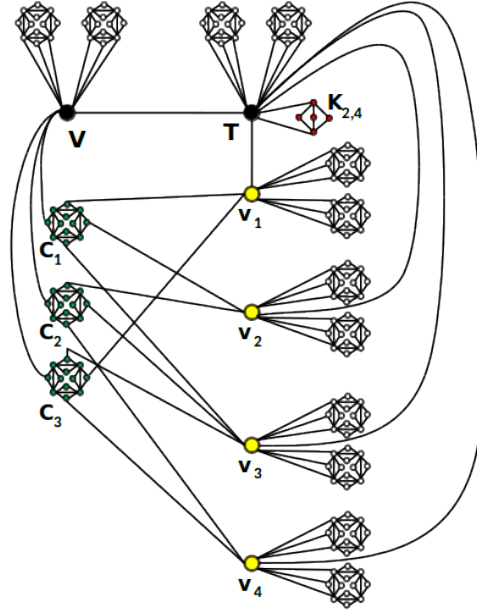


Fig. 9: The G_F graph corresponding to formula $F = (x_1 + x_2 + x_3) \wedge (x_2 + x_3 + x_4) \wedge (x_3 + x_1 + x_4)$

Lemma 16. Given a satisfiable instance F of POSITIVE (1 IN 3)-3SAT, the graph G_F constructed from F according to Definition 15 admits a Helly- B_1 EPG representation.

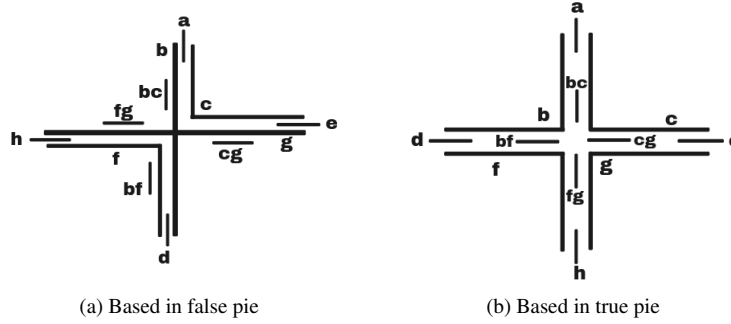


Fig. 10: Single bend representations of a clause gadget isomorphic to graph H

Proof: We will use the true pie and false pie structures to represent the *clause gadgets* G_C , but the construction could also be done with the frame structure without loss of generality, see Figure 10.

The *variable gadgets* will be represented by structures as of Figure 11.

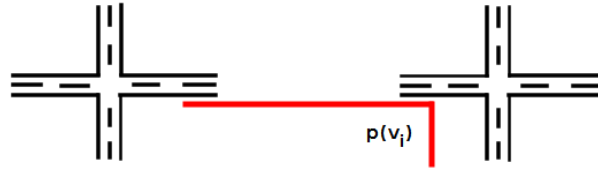


Fig. 11: Single bend representation of a variable gadget

The *base gadget* will be represented by the structure of Figure 12.

It is easy to see that the representations of the clause gadgets, variable gadgets, and base gadgets are all Helly- B_1 EPG. Now we need to describe how these representations can be combined in order to construct a single bend representation R_{G_F} .

Given an assignment A that satisfies F , we can construct a Helly- B_1 EPG representation R_{G_F} . First we will fix the representation structure of the base gadget in the grid to guide the single bend representation, see Figure 12. Next we will insert the variable gadgets with the following rule: if the variable x_i related to the path P_{v_i} had assignment *True*, then the adjacency between the path P_{v_i} with P_T is horizontal, and vertical otherwise. For example, for an assignment $A = \{x_1 = \text{False}; x_2 = \text{False}; x_3 = \text{True}; x_4 = \text{False}\}$ to variables of the formula F that generated the gadget G_F of Figure 9, it will give us a single bend representation (base gadget + variables gadget) according to the Figure 13(a).

When a formula F of POSITIVE (1-IN-3)-3SAT has clauses whose format of assignment is $(\text{False}, \text{True}, \text{False})$ or $(\text{False}, \text{False}, \text{True})$ then we will use false pie to represent these clauses, but when the clause has format $(\text{True}, \text{False}, \text{False})$ we will use true pie to represent this clause. To insert a *clause gadget* G_C , we introduce a horizontal line l_h in the grid between the horizontal rows used by the paths for the two false variables in C . Then we connect the path $P_{d_{c_i}}$ of G_{C_i} to P_V vertically using the bend of $P_{d_{c_i}}$. However, we introduce a vertical line l_v in the grid, between the vertical line of the grid used by P_V and the path to the true variable in C_i , i.e. between P_V and the path of the true variable $x_j \in C_i$. At the point where l_h and l_v cross, to insert the center of the *clause gadget* as can be seen in Figure 13(b).

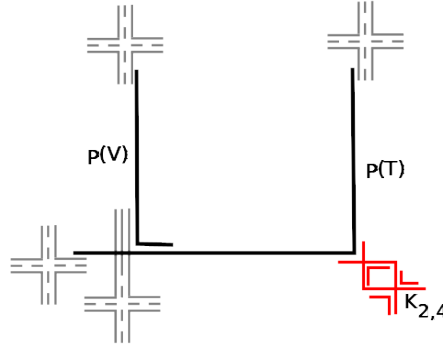


Fig. 12: Single bend representation of the base gadget

A complete construction of this single bend representation for the G_F can be verified in Figure 14.

Note that when we join all these representations of gadgets that form R_{G_F} we do not increase the number of bends. Then the representation is necessarily B_1 -EPG. Let us show that it satisfies the Helly property.

A simple way to check that R_{G_F} satisfies the Helly property is to note that the particular graph G_F never forms triangles between variable, clause, and base gadgets. Thus, any triangle of G_F is inside a variable, clause or base gadget. As we only use Helly- B_1 EPG representations of such gadgets, R_{G_F} is a Helly- B_1 EPG representation of G_F . \square

Next, we consider the converse. Let R be a Helly- B_1 EPG representation of G_F .

Definition 17. Let H be the graph shown in Figure 8, such that the 4-cycle $H[\{b, c, f, g\}]$ corresponds in R to a false pie or true pie, then:

- the center is the unique grid-point of this representation which is contained in every path representing 4-cycle $\{b, c, f, g\}$;
- a central ray is an edge-intersection between two of the paths corresponding to vertices b, c, f, g , respectively.

Note that every B_1 -EPG representation of a C_4 satisfies the Helly property, see Lemma 6, and triangles have B_1 -EPG representations that satisfy the Helly property, e.g. the one shown in Figure 1(b). The graph H is composed by a 4-cycle $C_4^H = H[b, c, f, g]$ and eight cycles of size 3.

As C_4^H has well known representations (see in Lemma 6), then we can start drawing the Helly- B_1 EPG representation of H from these structures. Figure 15 shows possible representations for H .

If C_4^H is represented by a pie, then the paths P_b, P_c, P_f, P_g share the center of the representation. On the other hand, if C_4^H is represented by a frame then the bends of the 4 paths correspond to the four distinct corners of a rectangle, i.e. all paths representing the vertices of C_4^H have distinct bend points, see Golumbic et al. (2009).

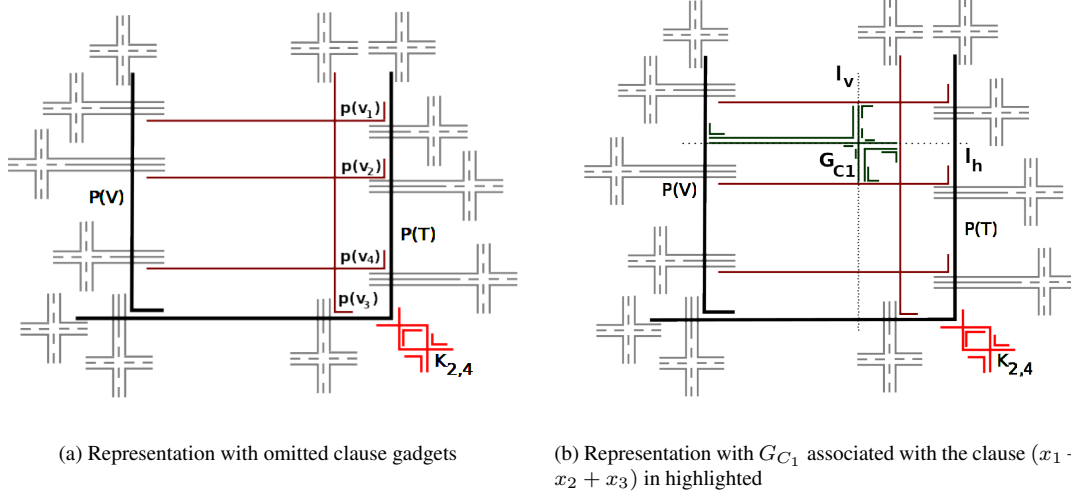


Fig. 13: Single bend representation of the base and variables gadgets associated with the assignment $x_1 = \text{False}, x_2 = \text{False}, x_3 = \text{True}, x_4 = \text{False}$

Next we examine the use of the frame structure.

Proposition 18. *In a B_1 -EPG representation of a C_4 isomorphic to a frame, every path P_i that represents a vertex of the C_4 intersects exactly two other paths P_{i-1} and P_{i+1} of the frame, so that one of the intersections is horizontal and the other is vertical.*

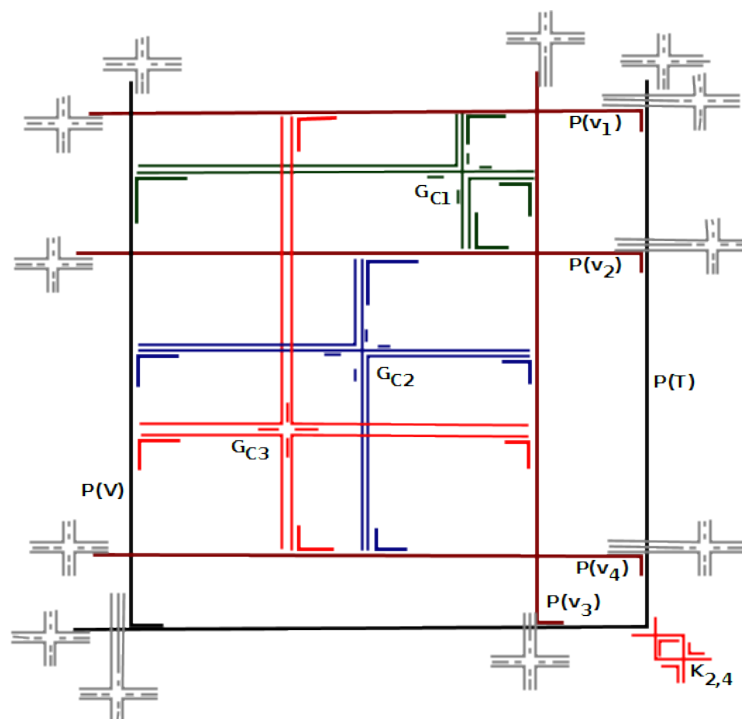
Proposition 19. *Given a Helly- B_1 EPG representation of a graph G that has an induced C_4 whose representation is isomorphic to a frame. If there is a vertex v of G , outside the C_4 , that is adjacent to exactly two consecutive vertices of this C_4 , then the path representing v shares at least one common edge-intersection with the paths representing both of these vertices.*

Proof: By assumption, G has a triangle containing v and two vertices of a C_4 . Therefore the path representing v shares at least one common edge intersecting with the paths representing these neighbors, otherwise the representation does not satisfy the Helly property. \square

By Proposition 18 and Proposition 19 we can conclude that for every vertex $v_i \in V(H)$ such that $v_i \neq V(C_4^H)$, when we use a frame to represent the C_4^H , P_{v_i} will have at least one common edge-intersection with the pair of paths representing its neighbors in H . Figure 15(c) presents a possible Helly- B_1 EPG representation of H . Note that we can apply rotations and mirroring operations, while maintaining it as a Helly- B_1 EPG representation of H .

Definition 20. *In a single bend representation of a graph C_4 isomorphic to a frame, the paths that represent consecutive vertices in the C_4 are called consecutive paths and the segment that corresponds to the intersection between two consecutive paths is called side intersection.*

Lemma 21. *In any single bend minimal representation of a graph isomorphic to H , there are two paths in $\{P_a, P_e, P_d, P_h\}$ that have horizontal directions and the other two paths have vertical directions.*



Proof: If the $C_4^H = [b, c, f, g]$ is represented by a true pie or false pie, then each path of C_4^H shares two central rays with two other paths of C_4^H , where each central ray corresponds to one pair of consecutive vertices in C_4^H .

If the C_4^H is represented by a frame then each path of the C_4^H has a bend positioned in the corners of the frame. In the frame, the adjacency relationship of pairs of consecutive vertices in the C_4^H is represented by the edge-intersection of the paths that constitute the frame. Thus, since a frame has two parts in the vertical direction and two parts in the horizontal direction, then there are two paths in $\{P_a, P_e, P_d, P_h\}$ that have horizontal direction and two that have vertical direction.

Corollary 22. *In any single bend minimal representation of a graph isomorphic to H , the following paths are on the same central ray or side intersection: P_a and P_{b_c} ; P_e and P_{c_a} ; P_h and P_{f_g} ; P_d and P_{b_f} .*

The following proposition helps us in understanding of the NP -hardness proof.

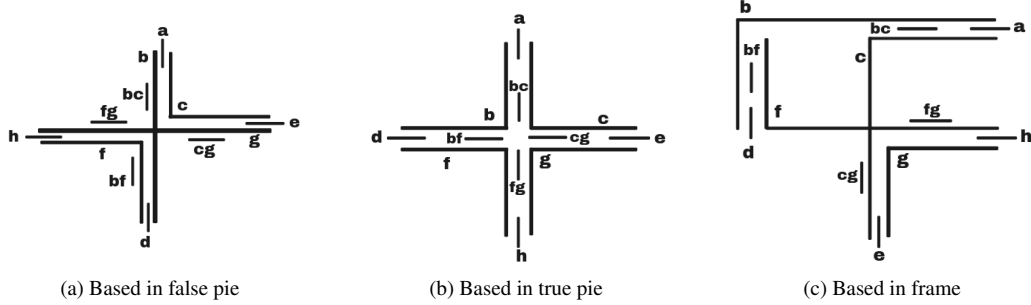


Fig. 15: Different single bend representations of the graph H using a false pie (a), a true pie (b) and a frame (c) for representing C_4^H

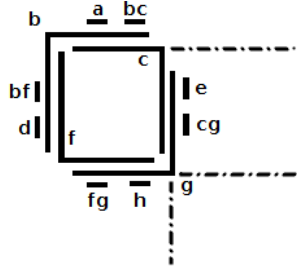


Fig. 16: A frame representation where the bend of dashed paths change directions

Proposition 24. *In any single bend Helly representation of the graph G' presented in Figure 17(a), the path P_x has obstructed extremities and bends.*

Proof: Consider G' consisting of a vertex x together with two graphs, H_1 and H_2 , isomorphic to H and a bipartite graph $K_{2,4}$, such that: x is a vertex of the largest stable set of the $K_{2,4}$; x is adjacent to an induced cycle of size 3 of H_1 , $C_3^{H_1}$ and to an induced cycle of size 3 of H_2 , $C_3^{H_2}$, see Figure 17(a).

We know that the paths belonging to the largest stable set of a $K_{2,4}$ always will bend into a false pie, see Fact 23. Since P_x is part of the largest stable set of the $K_{2,4}$, then P_x has an *obstructed bend*, see Figure 17(b).

The vertex x is adjacent to $C_3^{H_1}$ and $C_3^{H_2}$, so that its path P_x intersects the paths representing them. But in a single bend representations of a graph isomorphic to H there are pairs of paths that always are on some segment of a central ray or a side intersection, see Corollary 22, and the representation of $C_3^{H_1}$ (similarly $C_3^{H_2}$) has one these paths. Therefore, there is an edge in the set of paths that represent H_1 (similarly in H_2) that has a intersection of 3 paths representing $C_3^{H_1}$ (and $C_3^{H_2}$), otherwise the representation would not be Helly. There is another different edge in the same central ray or side intersection that contains three other paths and one of them is not in the set of paths $C_3^{H_1}$ (similarly $C_3^{H_2}$). Thus in a single bend representation of G' , the paths that represent $C_3^{H_1}$ (similarly $C_3^{H_2}$) must intersect in a bend edge or an extremity edge of P_x , because P_x intersects only one of the paths that are on some central ray or side intersection where $C_3^{H_1}$ (similarly $C_3^{H_2}$) is. As the bend of G' is already obstructed by structure of $K_{2,4}$,

then H_1 (similarly in H_2) must be positioned at an extremity edge of P_x . This implies that P_x has a condition of *obstructed extremities*, see Figure 17(b). \square

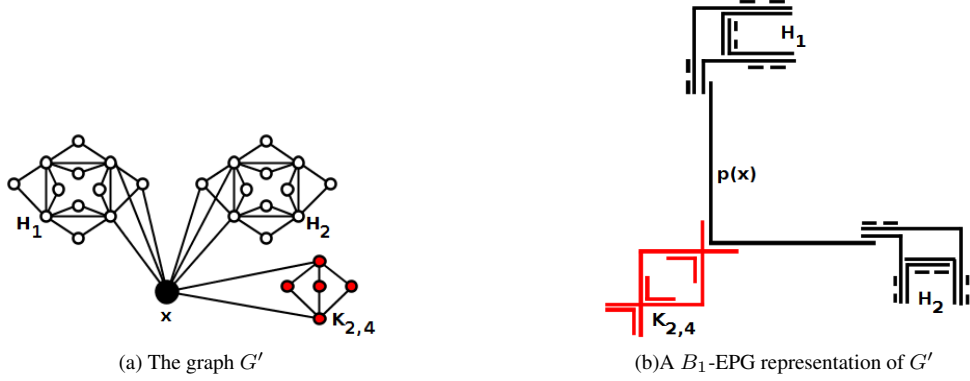


Fig. 17: The sample of obstructed extremities and bend.

Definition 25. We say that a segment s is internally contained in a path P_x if s is contained in P_x , and it does not intersect a relevant edge of P_x .

Lemma 26. If a graph G_F , constructed according to Definition 15, admits a Helly- B_1 EPG representation, then the associated CNF-formula F is a yes-instance of POSITIVE (1 IN 3)-3SAT.

Proof: Suppose that G_F has a Helly- B_1 EPG representation, R_{G_F} . From R_{G_F} we will construct an assignment that satisfies F .

First, note that in every single bend representation of a $K_{2,4}$, the path of each vertex of the greater stable set, in particular P_T (in R_{G_F}), has bends contained in a false pie (see Remark 23).

The vertex T is adjacent to the vertices of a triangle of G_{B1} and G_{B2} . As the $K_{2,4}$ is positioned in the bend of P_T , then in R_{G_F} the representations of G_{B1} and G_{B2} are positioned at the extremities of P_T , see Proposition 4.3.

Without loss of generality assume that $P_V \cap P_T$ is a horizontal segment in R_{G_F} .

We can note in R_{G_F} that: the number of paths P_d with segment internally contained in P_V is the number of clauses in F ; the intersection between each P_a, P_e, P_h in the gadget clause and each path P_{v_j} indicates the variables composing the clause. Thus, we can assign to each variable x_j the value *True* if the edge intersecting P_{v_j} and P_T is horizontal, and *False* otherwise.

In Lemma 21 it was shown that any minimal B_1 -EPG representation of a clause gadget has two paths in $\{P_a, P_d, P_e, P_h\}$ with vertical direction and the other two paths have horizontal direction. Since P_d intersects P_V , it follows that in a single bend representation of G_F we must connect two of these in order to represent a false assignment, and exactly one will represent a true assignment. Thus, from R_{G_F} we construct an assignment to F such that every clause has exactly one variable with a true value. \square

Note that a B_1 -EPG representation is Helly if and only if each clique is represented by an edge-clique (and not by a claw-clique). More details on edge-clique and claw-clique can be found in Golumbic et al.

(2009). Thus, an alternative way to check that a representation is Helly is to note that all cliques are represented as edge-cliques.

Some of the vertices of G_F have highly constrained B_1 -EPG representations. Vertex T has its bend and both extremities obstructed by its neighbors in G_{B1} , G_{B2} and in the $K_{2,4}$ subgraphs. Vertex V and each variable vertex v_i must have one of its segments internally contained in T , and also have its extremities and bends obstructed. Therefore, vertex V and each variable vertex have only one segment each that can be used in an EPG representation to make them adjacent to the clause gadget. The direction of this segment, being either horizontal or vertical, can be used to represent the true or false value for the variable. The clause gadgets, on the other hand, are such that exactly two of its adjacencies to the variable vertices and to V can be realized with a horizontal intersection whereas the other two must be realized with a vertical intersection. If we consider the direction used by V as a truth assignment, we get that exactly one of the variables in each clause will be true in any possible representation of G_F . Conversely, it is fairly straightforward to obtain a B_1 -EPG representation for G_F given a truth assignment for the formula F .

Theorem 27. HELLY- B_1 EPG GRAPH RECOGNITION is *NP-complete*.

Proof: By Theorem 14 and Lemmas 16 and 26. □

We say that a k -apex graph is a graph that can be made planar by the removal of k vertices. A d -degenerate graph is a graph in which every subgraph has a vertex of degree at most d . Recall that POSITIVE (1 IN 3)-3SAT remains *NP-complete* when the incidence graph of the input formula is planar Mulzer and Rote (2008). Thus, the following corollary holds.

Corollary 28. HELLY- B_1 EPG GRAPH RECOGNITION is *NP-complete* on 2-apex and 3-degenerate graphs.

Proof: To prove that G_F is 3-degenerate we just apply the d -degenerate graphs recognition algorithm, consisting of repeatedly removing the vertices of minimum degree from the graph. Note that each vertex to be removed at each iteration of the algorithm always has degree at most three, and therefore the graphs G_F constructed according to Definition 15 are 3-degenerate.

Now, remind that POSITIVE (1 IN 3)-3SAT remains *NP-complete* when the incidence graph of F is planar, see Mulzer and Rote (2008). Thus, from an instance F of PLANAR POSITIVE (1 IN 3)-3SAT, one can build the incidence graph F , let us call it I_F . The incidence graph is a bipartite graph where one of the partitions is related to the clauses of F and the other partition is related to its variables. Each clause C_i of F is represented by a vertex v_{C_i} and each variable x_j of the clauses is represented by a vertex v_{x_j} . An edge (v_{C_i}, v_{x_j}) exists in I_F if and only if the variable x_j occurs in the clause C_i .

Figure 18(a) depicts an incidence graph I_F . Since the formula F from which I_F was constructed is an instance of PLANAR POSITIVE (1IN3)-3SAT, we know that the incidence graph of the formula F is planar Mulzer and Rote (2008). Figure 18(b) depicts a planar embedding of the incidence graph I_F . Finally, by using the planar embedding of the incidence graph, we can appropriately replace the vertices representing variables and clauses in I_F by variables gadgets and clauses gadgets. As each variable gadget, clause gadget and base gadget are planar, then something not planar may have arisen only from the intersection that was made between them. As I_F assures that there is a planar arrangement between the intersections of the variable devices and clause devices, then from I_F one can construct a graph G_F such that the removal of V and T results into a planar graph, see Figura 19. Thus G_F is 2-apex. □

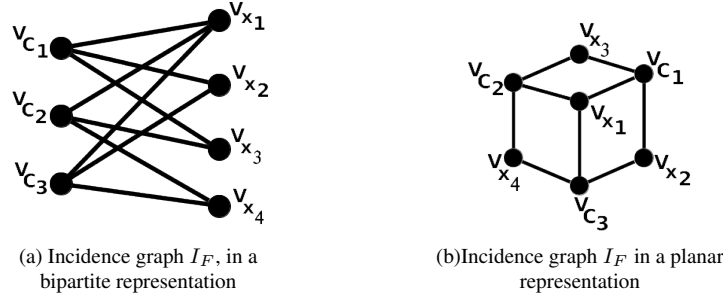


Fig. 18: Representations of incidence graph of the formula $F = (x_1 + x_2 + x_3) \wedge (x_1 + x_3 + x_4) \wedge (x_1 + x_2 + x_4)$.

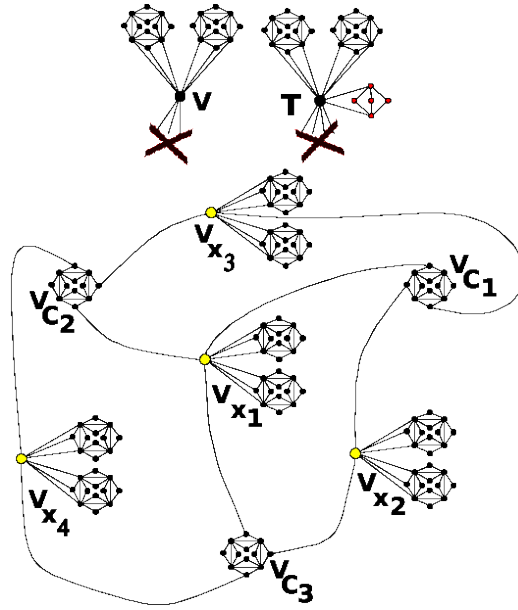


Fig. 19: Planar graph G_F built from I_F , at less than vertices V and T

References

- L. Alc3n, F. Bonomo, G. Dur3n, M. Gutierrez, M. P. Mazzoleni, B. Ries, and M. Valencia-Pabon. On the bend number of circular-arc graphs as edge intersection graphs of paths on a grid. *Discrete Applied Mathematics*, 234:12–21, 2016.
- A. Asinowski and A. Suk. Edge intersection graphs of systems of paths on a grid with a bounded number of bends. *Discrete Applied Math*, 157:3174–3180, 2009.
- M. Bandy and M. Sarrafzadeh. Stretching a knock-knee layout for multilayer wiring. *IEEE Transactions on Computers*, 39:148–151, 1990.

- C. Berge and P. Duchet. A generalization of Gilmore's theorem. *Recent Advances in Graph Theory. Proceedings 2nd Czechoslovak Symposium*, pages 49–55, 1975.
- K. Booth and G. Lueker. Testing for the consecutive ones property, interval graphs, and graph planarity using PQ-tree algorithms. *Journal of Computer and System Sciences*, 13:335–379, 1976.
- K. Cameron, S. Chaplick, and C. T. Hoàng. Edge intersection graphs of L-shaped paths in grids. *Discrete Applied Mathematics*, 210:185–194, 2016.
- E. Cohen, M. C. Golumbic, and B. Ries. Characterizations of cographs as intersection graphs of paths on a grid. *Discrete Applied Mathematics*, 178:46–57, 2014.
- M. C. Dourado, F. Protti, and J. L. Szwarcfiter. Complexity aspects of the Helly property: Graphs and hypergraphs. *The Electronic Journal of Combinatorics (Dynamic Surveys)*, 17:1–53, 2009.
- M. R. Garey and D. S. Johnson. *Computers and Intractability: A Guide to the Theory of NP-Completeness*. W. H. Freeman & Company, 1979.
- M. C. Golumbic, M. Lipshteyn, and M. Stern. Edge intersection graphs of single bend paths on a grid. *Networks*, 54:130–138, 2009.
- M. C. Golumbic, M. Lipshteyn, and M. Stern. Single bend paths on a grid have strong Helly number 4. *Networks*, 62:161–163, 2013.
- D. Heldt, K. Knauer, and T. Ueckerdt. On the bend-number of planar and outerplanar graphs. *Discrete Applied Mathematics*, 179:109–119, 2014a.
- D. Heldt, K. Knauer, and T. Ueckerdt. Edge-intersection graphs of grid paths: the bend-number. *Discrete Applied Mathematics*, 167:144–162, 2014b.
- P. Molitor. A survey on wiring. *Journal of Information Processing and Cybernetics, EIK*, 27:3–19, 1991.
- W. Mulzer and G. Rote. Minimum-weight triangulation is NP-hard. *Journal of the ACM (JACM)*, 55(2): 11, 2008.
- M. Pergel and P. Rzażewski. On edge intersection graphs of paths with 2 bends. *Discrete Applied Mathematics*, 226:106–116, 2017.