

# The UN Security Council debates 1995-2017

July 2022

## Abstract

This paper presents a new dataset containing 65,393 speeches held in the public meetings of the UN Security Council (UNSC) between 1995 and 2017. The dataset is based on publicly available meeting transcripts with the S/PV document symbol and includes the full substance of individual speeches as well as automatically extracted and manually corrected metadata on the speaker, the position of the speech in the sequence of speeches of a meeting, and the date of the speech. After contextualizing the dataset in recent research on the UNSC, the paper presents descriptive statistics on UNSC meetings and speeches that characterize the period covered by the dataset. Data highlight the extensive presence of the UN bureaucracy in UNSC meetings as well as an emerging trend towards more lengthy open UNSC debates. These open debates cover key issues that have emerged only during the period that is covered by the dataset, for example the debates relating to Women, Peace and Security or Climate-related Disasters.

## Corpus

The UN Security Council Debates corpus is available online at <https://doi.org/10.7910/DVN/KGVSYH>

## *Acknowledgements*

The authors would like to thank Alena Moiseeva, Center for Information and Language Processing (CIS), LMU Munich, for providing her expertise on natural language processing in the early phases of constructing and analyzing the dataset. We thank the Dean of the Faculty of Social Sciences at LMU Munich for providing startup funding for Steffen Eckhard and Ronny Patz, and Christian Phillipp Severin for assisting us in reviewing the corpus metadata. Finally, we thank colleagues at the panel “From Texts to Networks: Semantic, Socio-Semantic and Discourse Networks” at ECPR General Conference in Hamburg 2018, in particular the Chair and Co-Chair Lukáš Lehotský and Sebastian Haunss, for valuable feedback on early research working with a partial dataset (Schoenfeld, Eckhard, Patz, & Meegdenburg, 2018).

# 1 Introduction

The creation of the United Nations (UN) on the ruins of the League of Nations has profoundly shaped the post-World War II global order. At the center of the UN system with its myriad of agencies, committees, and conferences in New York, Geneva, Nairobi or Vienna thrones the most visible of UN institutions and key body in the global security architecture: the United Nations Security Council (UNSC).

After intensive debates ahead of its creation (Bosco, 2009, pp. 10-38), the UNSC met for the first time on January 17, 1946 (Bosco, 2009, p. 41). Initially composed of five permanent members (the P5) and six elected members, the UNSC since 1966 has 15 member countries, ten of which are non-permanent and represent the five regional groupings of the UN.<sup>1</sup> The UNSC meets regularly in a public format allowing for the global public to follow key debates and votes. Although public meetings are only the visible tip of the iceberg as meetings are held under various formal and informal procedures (Sievers & Daws, 2014), these meetings are among the best reported regular activities of the United Nations. This is particularly true when the Council meets on emerging crises or on matters of significant geopolitical tensions. Studying the substance of these debates therefore gives insights into developments of historical importance. The emergence of new themes and topics indicates that the world is changing and that states address new global challenges such as climate change. Furthermore, shifts in attention to particular topics or conflicts discussed in the Council can reveal emerging power constellations. And the shifts in tone of speeches and in the intensity of blame exchanged between speakers can reflect growing or declining geopolitical tensions. Thus, even when major decisions are taken behind closed doors, the language used in the public documents captures the dynamics of international politics as well as the evolution of multilateralism well.

The dataset presented in this paper (Schoenfeld, Eckhard, Patz, & Meegdenburg, 2019)<sup>2</sup> allows to trace all public UNSC debates over a 23-year period from 1995 until 2017 through qualitative and quantitative text analysis. As the unit of analysis, the dataset includes each individual speech contribution made by a participant of a public UNSC meeting. Overall, the data set covers 4,460 public meetings and includes 65,393 individual speech contributions. Participants to public UNSC meetings are typically representatives of member states, the UN bureaucracy, or other international governmental and non-governmental organizations.

The dataset complements ongoing efforts to advance text-as-data research on political texts (Grimmer and Stewart 2013) and to systematize text-based and automated analyses of international conflicts (King & Lowe, 2003). Focussing specifically on text and speech-based analyses of the politics and administration of international organizations, this corpus thus complements the speech transcripts of the UN General Debate corpus (Baturo, Dasandi, & Mikhaylov, 2017), the corpus of speeches of the UN Committee on the Peaceful Uses of Outer Space (Pomeroy, 2017) and research that works with speech as the output of international organizations (Squatrito, Lundgren, & Sommerer, 2019). Given that the dataset allows distinguishing speech contributions by member states from speech contributions by the bureaucracy, the UNSC debate corpus also provides a new source of evidence for the study of the power, authority and influence of international public administrations (IPAs) in global policy-making (Abbott, Genschel, Snidal, & Zangl, 2014; Barnett & Finnemore, 2004; Bauer, Knill, & Eckhard, 2017; Biermann & Siebenhüner, 2014; Eckhard & Ege, 2016; Eckhard, Patz, & Schmidt, 2018; Hawkins, Lake, Nielson, & Tierney, 2006; Hooghe & Marks, 2015; Rittberger & Zangl, 2003; Trondal, Marcussen, Larsson, & Veggeland, 2014).

The first descriptive statistics included in this paper indicate three broad trends in the UNSC debates since 1995. Firstly, debates in the UNSC are by no means dominated by the exclusive

---

<sup>1</sup>These are: African Group; Asia and the Pacific Group; Eastern European Group; Latin American and Caribbean Group; Western European and Others Group

<sup>2</sup>The data is available online at <https://doi.org/10.7910/DVN/KGVSYH>

circle of the Permanent Five (the UNSC veto powers). Instead, the largest share of speech contributions comes from non-permanent UNSC member states and invited speakers. Secondly, UNSC meetings are becoming increasingly lengthy and complex. Beginning in the 2010s, we see a growing number of very long “open debate” meetings with an extraordinary high number of speakers. During an open debate all interested states are invited to participate and contribute. Topics discussed are usually of general importance such as “Women, Peace and Security” or the “Impacts of Climate-related Disasters”. This trend might reflect the growing concern about such globalized policy challenges. A third and final observation regards the role of the UN administration, i.e., the Secretary General and her staff. Between 1995 and 2017, the UN administration was the sixth most frequent speaker in the UNSC, with a share of speech contribution similar to each of the P5 members. If speech would equalize influence, one could even speak of the P6 UNSC members, the UN administration being one of them.

In the following sections, we first discuss how we constructed the UN Security Council Debates corpus through automated and semi-automated text extraction (Section 2). After that we present the dataset through descriptive statistics (Section 3) and we show how the descriptive statistics reveal both typical UNSC meetings as well as emerging patterns since 2014 (Section 4). We conclude with suggestions for future analyses based on the corpus.

## 2 Constructing the UN Security Council Debates corpus

In order to compile a corpus of single speeches from UNSC meeting protocols several processing steps were necessary. All these steps were conducted on publicly available PDF-documents which we downloaded from the website of the UN<sup>3</sup>. Fortunately, these PDF-documents are well-structured and formatted consistently throughout the years allowing us to automate extraction of speeches as well as basic metadata to a great extent. Between 1995 and 2017 there were 495 official communiqués listed by the UN. These communiqués were left out of the analysis. Preprocessing and compilation of the corpus consisted of the following steps which are described in depth in the following:

1. Extracting raw text from PDF-documents;
2. Cleaning up raw text;
3. Splitting up raw text into distinct speeches;
4. Labeling speeches by speaker’s names and countries (or affiliations).

**Extracting raw text from PDF-documents:** Conversion of PDF-documents into raw text required a conversion of the two-column layout used for the protocols into a one-column representation. This conversion was done with a tool called *k2pdfopt* that is specifically developed to support re-flow of multi-column PDF texts.<sup>4</sup> From input PDF-documents it produces an image-file of high resolution with a continuous paragraph of text with all white borders removed. To facilitate the next steps, *k2pdfopt* also allows for cropping page headers and footers that contain identifiers of meetings or page-numbers. These image-files were then fed into a tool for optical character recognition (OCR) in order to convert them into text documents. The OCR-tool of choice is called *tesseract*, an open-source tool representing state-of-the-art in translating image files to text documents.<sup>5</sup> It benefits from dictionary-like language models that are used to increase translation performance (R. Smith, 2007; Ray Smith, Antonova, & Lee, 2009).

---

<sup>3</sup><http://research.un.org/en/docs/sc/quick/meetings/2019> (last accessed May 2019)

<sup>4</sup><http://www.willus.com/k2pdfopt/> (last accessed May 2019)

<sup>5</sup><https://github.com/tesseract-ocr/tesseract> (last accessed May 2019)

**Cleaning up raw text:** The resulting text documents included some minor errors that had to be corrected. One example were ligatures, long dashes and special space characters. These are non-ASCII characters might hinder further processing since they cause two character strings to look different in machine-consumed Byte-code representation when in fact both character strings contain the exact same words. Hence, such special characters were removed using pattern matching.

**Splitting up raw text into distinct speeches:** Since UNSC protocols are consistently well-structured they can be divided into distinct speeches using certain recurring patterns of text that mark the beginning of a speech. This pattern describes a form of address or the noun-marker “The” at the beginning of a line followed by at least one word up to a colon. Optionally, before the colon, there are one or two insertions in parentheses containing a country and/or a hint in which language the speech was held. A few examples illustrate this pattern:

- “The President:”
- “The Secretary-General”
- “Mr. Levitte (France) (spoke in French):”
- “Ms. Schoulgin Nyoni (Sweden):”

The addresses were used to identify the beginning of a speech:

The President	Baron	Monsignor	Prince	Dr.
The Secretary-General	Baroness	Sir	Crown Prince	
Lieutnant	Nana	Miss	Princess	
Major	Dato	Mr.	Lord	
General	Datuk	Ms.	Sheikh	
Judge	Archbishop	Mrs.	King	

Table 1: Words that mark beginning of new speeches

Sometimes the insertions in parentheses spanned across two lines. Therefore, we first removed line-breaks from lines that contained an opening but no closing parenthesis. Also, line-breaks before a parenthetical insertions containing “spoke in ...” were removed. Both steps helped the above-mentioned pattern matching to focus on single lines.

The matching itself was conducted using regular expressions. For every match a text-document was created containing all text up to the next match or the end of the document. The text-document was given a sequential number to keep the order of the speeches.

Sometimes, speeches were interrupted by a vote initiated by the speaker. In these cases the protocols would list the corresponding results and the speech continued afterwards. To prevent such speeches from being split across two documents, two consecutive speech-documents containing a speech from the same speaker were combined. This resulted in 65,393 speech documents.

**Labeling speeches by speakers’ names and countries or affiliations:** In order to be able to annotate speeches with countries or affiliations two approaches were necessary. First, for regular attendees countries had to be extracted from the first page of every protocol that contained the official list of participants. Second, for external speakers invited by the UNSC presidency during a session indications in parentheses in the text had to be evaluated.

From the first page of every protocol the list of attendees was extracted using pattern matching. To be able to do this the first page was separated from the rest of the protocol before

applying the OCR procedure, mainly because the first page required slightly different parameter settings. After applying a tailored OCR to the first page, the speaker-to-country-mapping was extracted. This resulted in a dictionary associating speakers to the nation they represent. As a result, every speech in the corpus could be associated with a country name. This was especially useful for cases in which the country was not indicated after the speaker’s name at the beginning of a speech.

Labeling attendees who were invited during the meeting and did not appear in the official list of participants on the first page was less straightforward. In some debates the number of this type of attendees even exceeded the number of regular UNSC members. These other attendees were invited by the UNSC President chairing a meeting to “take a seat at the table”. For some of these attendees a country or affiliation was given in parentheses at the beginning of the speech that could be automatically extracted. For other invited speakers we had to enter their affiliation manually.

Unfortunately, in the present version of the dataset (V2), some country or affiliation information is still missing. This is due to the fact that for a number of invited speakers information on their affiliation was not enclosed in the speech document itself (i.e. their country or organizational affiliation was not given in parentheses behind their names). Instead, their country or affiliation was only mentioned by the president as part of their invitation to the table. We plan to automatically extract this country or organizational affiliation information contained in main speech as part of future work. Up to now, these cases are marked with an “Unknown”-affiliation in our database.

### 3 Descriptive Statistics of the UN Security Council Debates Corpus

The UNSC corpus consists of 65,393 speeches that were held between January 6, 1995, and December 22, 2017. This timeframe covers 4,460 meetings. Figure 1a shows how the meetings distribute over the years. It can be seen that the number of meetings per year increased over time – in 1995 our dataset contains 136 meetings whereas for 2017 we count 286 meetings – but there is variation from year to year. At the same time, the average length of the meetings – represented by the average number of speeches per meeting – increased as well from 1995 until 2017. A first peak is visible around the Iraq war in 2003 and then there is a steady increase from the mid-2000s until the mid-2010s (see Figure 1b).

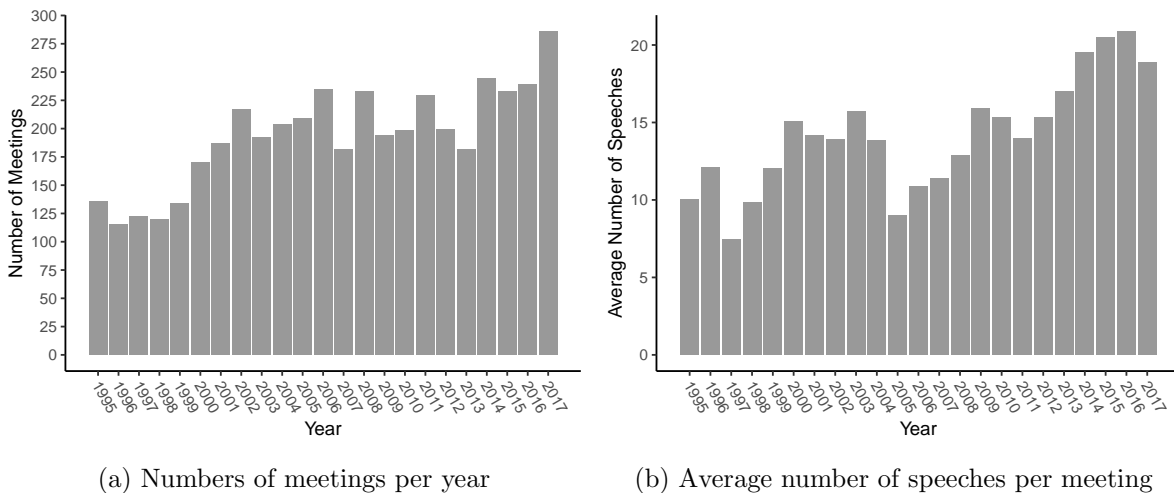
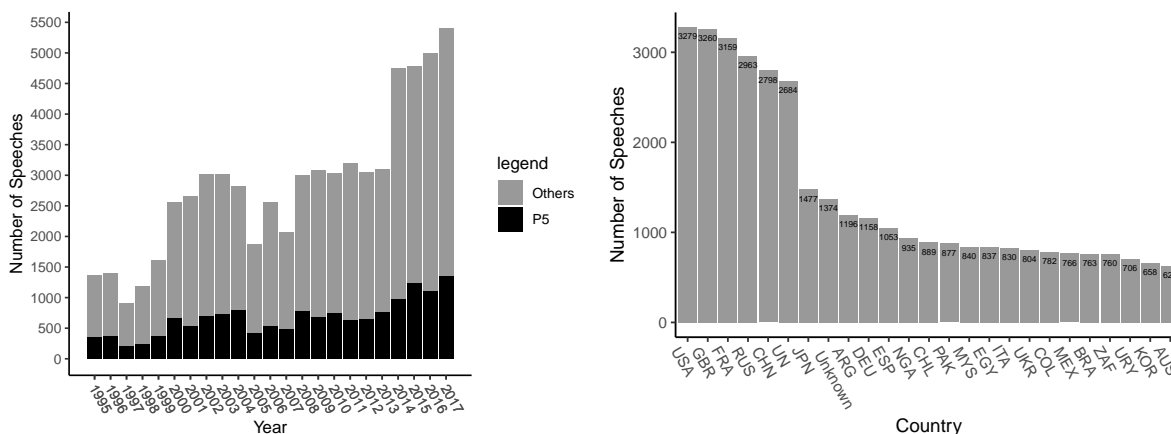


Figure 1: Meetings over time.

The absolute number of UNSC speeches per year is depicted in Figure 2a. One can identify five major periods: The years from 1995 to 1999; the period from 2000 until 2004; the years

2005 until 2007; the period from 2008 until 2013; and the period starting in 2014. With a view to the number of meetings per year (see Figure 1), one can see that the UN Security Council met less frequently during the first period than during most of the other years, and the total number of speeches reflects this with only about 1,400 speeches per year. Beginning in 2000, a few years into the tenure of UN Secretary-General Kofi Annan, the number of meetings as well as the length of the meetings increased. Most notably, this period includes the wars in Afghanistan and Iraq. For the five years from 2000 up to and including 2004, our dataset lists more than 2500 speeches annually. After 2004, the length of meetings drops briefly (Figure 2a) and so does the number of speeches. From 2008 onwards, with the average length of meeting increasing again, the number of speeches is stable around 3,000 per year. After 2013, the total number of speeches increases significantly, reaching 4,757 in 2014 and 5,400 by 2017. This could reflect an increasing importance of the UNSC over the past years as well as a higher level of conflict so that there is more need for debate. During this period, we also see an increasing number of open debates, many with a very high number of invited speakers who represent states who were not a member of the UNSC at the time or from other international governmental and non-governmental organizations. Thus, the nature of UNSC meetings appears to have shifted fundamentally since 2014.

Using the metadata that allows us to identify the country or affiliation of each speaker, Charts a) and b) in Figure 2 provide insights about the distribution of speakers over time and across countries. In Figure 2a, the number of speeches of the five permanent members of the UNSC (the P5) is highlighted in black. The relative share of P5 speeches broadly follows the total number of speeches in each year until 2013. From 2014 onwards, however, the increase of the total number of speeches is not followed with a similar increase in the share of P5-speeches. As indicated above, this reflects the increasing number of open debates in which non-UNSC members are invited to speak.



(a) Numbers of speeches per year.

(b) The 25 most frequent speaker affiliations

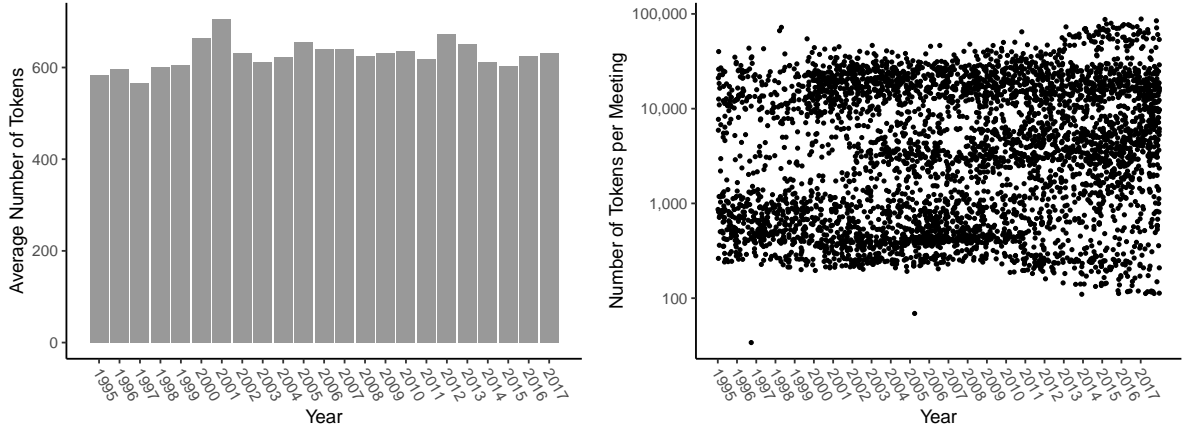
Figure 2: Numbers of speeches per year.

Overall, the P5 are also the top 5 speakers during the 1995-2017 period as can be seen in Chart b) of Figure 2. While this is not surprising given the permanent presence of the P5 in the UNSC, it is noticeable that speakers representing the United Nations bureaucracy – the Secretaries-General, their Special Representatives or other high-level officials from other UN agencies and bodies – speak almost as often as the P5 members and much more frequently than even important non-permanent members of the UNSC such as Japan or Germany.<sup>6</sup> This

<sup>6</sup>These interpretations might slightly change as, for 1,374 speeches, metadata about the speakers' country or affiliation is missing in this version as it was outlined above (see Section 2). For a complete list of contributors, please refer to Table 3 at the end of this paper.

underlines that the UN bureaucracy could have a significant influence on shaping UNSC debates. We know however that the degree to which UN Secretaries-General have made use of this potential to influence the debates varies significantly over time (see the contributions to a recent edited volume on the UNSC-SG relationship (Fröhlich & Williams, 2018)). The present dataset can provide insights into how this influence potential extends beyond the Secretaries-General.

A different view on the length of meetings is depicted in Figure 3 in terms of numbers of tokens of speeches. Tokens allow analysis and comparisons of the length of each speech in more detail. To obtain their number a standard tokenization procedure is applied which means sentences are split at punctuation marks as well as at whitespaces. We rely on the excellent *R*-library *quanteda* to apply this technique (Benoit et al., 2018).



(a) Average number of tokens per speech per year. (b) Tokens per meeting – logarithmic scale.

Figure 3: Numbers of tokens over time.

In Figure 3a the numbers of tokens are aggregated over the years and the mean is calculated for every year separately. It can be seen that the length of speeches remains quite stable over time. However, when representing the number of tokens per meeting in Figure 3b, where each dot represents the length of a single meeting measured in the number of tokens, there are two trends observable: First, the total number of tokens is increasing, which mirrors observations on the increasing number of meetings and speeches per meeting summarized above. This is also reflected in the detailed aggregation of the numbers of tokens per year in Table 2.

Year	Tokens	Year	Tokens	Year	Tokens	Year	Tokens
1995	795883	2000	1699704	2005	1229227	2010	1929787
1996	829878	2001	1869655	2006	1633876	2011	1972736
1997	516089	2002	1904642	2007	1325546	2012	2050142
1998	710100	2003	1851681	2008	1868229	2013	2014470
1999	975983	2004	1756183	2009	1948514	2014	2913910

Table 2: Number of Tokens per Year

Second, the diversity of UNSC meeting types increases over time: in the second half of the 1990s, there are either very short (with 1,000 or less tokens) or longer meetings (with around 10,000 tokens); from the mid-2000s onward a medium-size type of meeting (with around 5,000 tokens) emerges between the long and very short meetings; and starting in the mid-2010s the length of meetings starts to spread considerably, from extremely short to a new type of very long meeting with around 80,000 tokens. The latter confirms the observation of the increasing use of open debates in the UNSC with a large number of speakers.

## 4 Meeting Patterns of the UNSC: From Formalized Discussions to Open Debates?

The descriptive statistics outlined above reveal interesting meeting patterns that we can see from the UN Security Council Debate corpus.

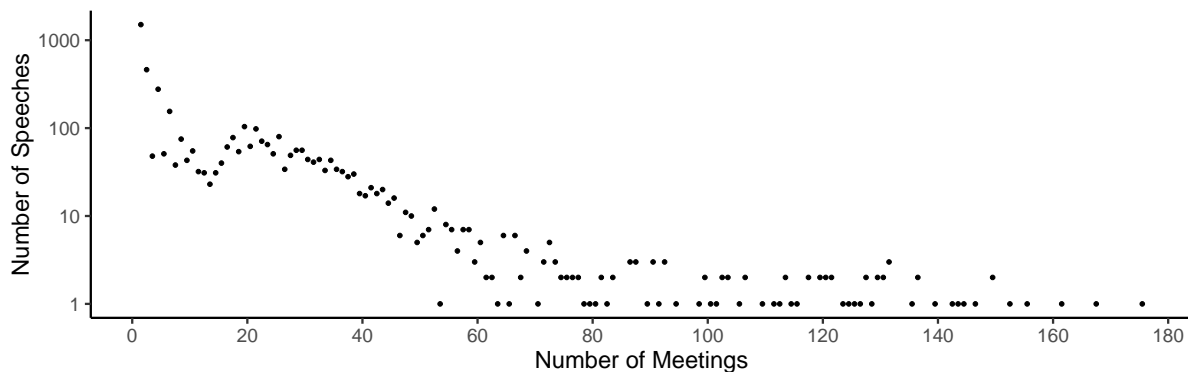


Figure 4: Numbers of speeches per meeting – dots indicate the number of meetings with a certain number of speeches. Logarithmic scaling on the y-axis.

They show (see Figure 4) that there are, broadly speaking, four types of meetings, with the first two being by far the most frequent:

- the **adoption meeting** with a single speech. In this meeting type the Presidency simply calls for a vote on a resolution negotiated behind closed doors without any further discussion;
- the **information meeting** with 2-3 speeches. In this meeting type the Presidency invites a member or other speakers, such as a representative from the UN bureaucracy, to present a point of view, an explanation of vote, or a report but without any discussion;
- the **limited formal debate** with 15 to 40 speeches which peak in frequency around 20 speeches per session. These are meetings in which some, or all, members and a limited number of UN bureaucracy speakers or other guests each hold one substantive speech, each introduced by a short formal intervention of the presidency inviting the next speaker;
- the **intensive or open debate** which extends from shorter meetings with 40-60 speeches to very long debates with 100-180 speeches. These meetings, excluding the usual, formal interventions by the presidency between each speech, include about 50-90 substantive interventions. This also includes meetings with more intensive back-and-forth between members on controversial topics such as the Iraq war and the overall Situation in the Middle East, and open debates in which all UN members as well as invited non-members (e.g. non-governmental actors) can speak.

As we have discussed in the previous section, the diversity of meeting patterns also increases over time. Questions that remain open for now are when and why these patterns emerge and how they change the UNSC debates. For example, with the number of intensive and open debate meetings increasing visibly around 2013 – with all of the sessions with 100 speeches and more taking place in the last five years covered by the dataset (see Figure 5) – the dataset in this period includes a much higher diversity of speakers. This makes the present dataset interesting for research beyond the P5, and even beyond the non-permanent members, as it may reveal how new arguments, topics and debate styles emerge. Potentially, this is not only visible in the open debates but also in the more traditional formats of UNSC meetings. In either



case, this trend towards longer open debates could indicate a move by the UNSC, or at least of some of its members, to open up. To open up not only to the public but also towards the broader membership of the United Nations that has called to reform the UNSC, a body which, in essence, still reflects the geopolitical constellation of the mid-1940s.

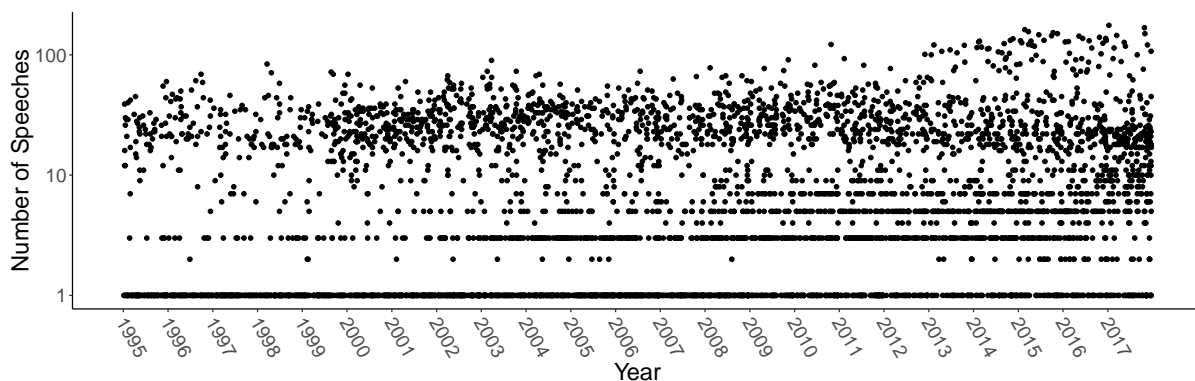


Figure 5: Numbers of speeches over time – dots indicate the number of speeches held in a meeting

## 5 Conclusions and outlook

The UN Security Council Debates corpus presented in this paper offers a further step towards a quantified understanding of speech and language used in international organizations in general and in the United Nations in particular. It invites research that uses the entire corpus or relevant subsets of the corpus, such as the “The UN Security Council debates on Afghanistan corpus” (Schoenfeld, Eckhard, Patz, & Meegdenburg, 2018) that we have analyzed elsewhere (Schoenfeld, Eckhard, Patz, & van Meegdenburg, 2018). Beyond a focus on UNSC member states and non-governmental organisations, the corpus should also be of interests to research on the policy-making influence of international bureaucracies (Abbott et al., 2014; Barnett & Finnemore, 2004; Bauer et al., 2017; Biermann & Siebenhüner, 2014; Eckhard & Ege, 2016; Eckhard et al., 2018; Hawkins et al., 2006; Hooghe & Marks, 2015; Rittberger & Zangl, 2003; Trondal et al., 2014).

As noted before, the UNSC corpus complements and extends the established UN-related speech corpora, such as the UN General Debate corpus (Baturu et al., 2017) yet offers interesting new possibilities and avenues for research. First, the UNSC debates represent the everyday high-level diplomatic politics of the UN, whereas the UN General Debates takes place only once a year and rather reflect national leaders’ broad visions of global politics. Second, the UNSC Debates corpus allows to focus on specific topics of international security where all speakers relate to this topic but may show different levels of interest, emotion or sub-topic focus, such as the topics “Women, Peace and Security” and the “Impacts of Climate-related Disasters”. We expect that this will allow for more fine-grained analyses of the trends in international politics as well as better research into the dynamics of state coalitions over time and across different topics.

Overall, further analyses of the UNSC corpus making use of the full range of natural language processing and quantitative text analysis methods can provide a new understanding of the history and dynamics of international politics as reflected in the debates of the UNSC. This corpus also allows for specific types of analyses, given that actors’ speeches in this body constitute carefully crafted foreign policy statements. Rather than a downside, this makes analyses of UNSC debates particularly interesting. Future research may answer a range of unexplored questions, such as: Who speaks about which (common) topics; which topics and meetings arouse

emotions more than others; which actors are more diplomatic; who is influential in framing debates; to what extent do speech contributions reflect voting patterns; and, finally, which issues and trends extend beyond specific meeting topics and spread across all or even beyond UNSC debates? In short, we are convinced this new corpus offers great potential for further research into international security in general and the role of international organisations and the UNSC in specific.

## References

- Abbott, K. W., Genschel, P., Snidal, D., & Zangl, B. (Eds.). (2014). *International organizations as orchestrators*. Cambridge University Press. doi:10.1017/cbo9781139979696
- Barnett, M. & Finnemore, M. (2004). *Rules for the world*. Cornell University Press.
- Baturo, A., Dasandi, N., & Mikhaylov, S. J. (2017). Understanding state preferences with text as data: Introducing the UN General Debate corpus. *Research & Politics*, 4(2), 2053168017712821. doi:10.1177/2053168017712821
- Bauer, M. W., Knill, C., & Eckhard, S. (Eds.). (2017). *International bureaucracy*. Palgrave Macmillan UK. doi:10.1057/978-1-349-94977-9
- Benoit, K., Watanabe, K., Wang, H., Nulty, P., Obeng, A., Müller, S., & Matsuo, A. (2018). Quanteda: An r package for the quantitative analysis of textual data. *Journal of Open Source Software*, 3(30), 774. doi:10.21105/joss.00774
- Biermann, F. & Siebenhüner, B. (Eds.). (2014). *Managers of global change*. MIT Press.
- Bosco, D. L. (2009). *Five to rule them all: The UN Security Council and the making of the modern world*. Oxford: Oxford University Press.
- Eckhard, S. & Ege, J. (2016). International bureaucracies and their influence on policy-making: A review of empirical evidence. *Journal of European Public Policy*, 23(7), 960–978. doi:10.1080/13501763.2016.1162837
- Eckhard, S., Patz, R., & Schmidt, S. (2018). Reform efforts, synchronization failure, and international bureaucracy: The case of the UNESCO budget crisis. *Journal of European Public Policy*, 0(0), 1–18. doi:10.1080/13501763.2018.1539116
- Fröhlich, M. & Williams, A. (2018). *The UN Secretary-General and the Security Council: A dynamic relationship*. Oxford University Press.
- Hawkins, D. G., Lake, D. A., Nielson, D. L., & Tierney, M. J. (Eds.). (2006). *Delegation and agency in international organizations*. Cambridge University Press. doi:10.1017/cbo9780511491368
- Hooghe, L. & Marks, G. (2015). Delegation and pooling in international organizations. *The Review of International Organizations*, 10(3), 305–328. doi:10.1007/s11558-014-9194-4
- King, G. & Lowe, W. (2003). An automated information extraction tool for international conflict data with performance as good as human coders: A rare events evaluation design. *International Organization*, 57(3), 617–642. doi:10.1017/S0020818303573064
- Pomeroy, C. (2017). Spacetexts: A new corpus of speeches in the UN committee on the peaceful uses of outer space. In *2017 international conference on the frontiers and advances in data science (fads)* (pp. 41–46). doi:10.1109/FADS.2017.8253191
- Rittberger, V. & Zangl, B. (2003). *Internationale organisationen*. VS Verlag für Sozialwissenschaften. doi:10.1007/978-3-322-85156-7
- Schoenfeld, M., Eckhard, S., Patz, R., & Meegdenburg, H. v. (2018). The UN Security Council debates on afghanistan. Harvard Dataverse. doi:10.7910/DVN/OM9RG8
- Schoenfeld, M., Eckhard, S., Patz, R., & Meegdenburg, H. v. (2019). The UN Security Council debates. Version V1. Harvard Dataverse. doi:10.7910/DVN/KGVSYH

- Schoenfeld, M., Eckhard, S., Patz, R., & van Meegdenburg, H. (2018). Discursive landscapes and unsupervised topic modeling in IR: A validation of text-as-data approaches through a new corpus of UN Security Council speeches on afghanistan. eprint: arXiv:1810.05572
- Sievers, L. & Daws, S. (2014). *The procedure of the UN Security Council*. Oxford: Oxford University Press.
- Smith, R. [R.]. (2007). An overview of the tesseract OCR engine. In *Ninth international conference on document analysis and recognition (icdar 2007)* (Vol. 2, pp. 629–633). doi:10.1109/ICDAR.2007.4376991
- Smith, R. [Ray], Antonova, D., & Lee, D.-S. (2009). Adapting the tesseract open source OCR engine for multilingual OCR. In *Proceedings of the international workshop on multilingual OCR* (1:1–1:8). MOCR '09. Barcelona, Spain: ACM. doi:10.1145/1577802.1577804
- Squatrito, T., Lundgren, M., & Sommerer, T. (2019). Shaming by international organizations: Mapping condemnatory speech acts across 27 international organizations, 1980–2015. *Cooperation and Conflict*. doi:10.1177/0010836719832339
- Trondal, J., Marcussen, M., Larsson, T., & Veggeled, F. (2014). *Unpacking international organisations*. Manchester University Press.

## Appendix

Table 3: Countries and the number of speeches

Country	Count	Country	Count	Country	Count	Country	Count
Afghanistan	124	Economic Community Of West African States	4	Lesotho	13	Saint Vincent And The Grenadines	4
African Union	12	Ecuador	59	Liberia	47	Samoa	5
Albania	56	Egypt	837	Libya	64	San Marino	3
Algeria	274	El Salvador	33	Libyan Arab Jamahiriya	305	Sao Tome And Principe	3
Andorra	2	Equatorial Guinea	4	Liechtenstein	132	Saudi Arabia	90
Angola	561	Eritrea	16	Lithuania	520	Senegal	473
Antigua And Barbuda	2	Estonia	56	Luxembourg	371	Serbia	114
Argentina	1196	Ethiopia	297	Malawi	22	Serbia And Montenegro	30
Armenia	79	EU	55	Malaysia	840	Seychelles	3
Australia	625	Federal Republic Of Yugoslavia	4	Maldives	37	Sierra Leone	91
Austria	358	Federated States Of Micronesia	4	Mali	313	Singapore	397
Azerbaijan	411	Fiji	44	Malta	5	Slovak Republic	255
Bahamas	6	Finland	80	Marshall Islands	6	Slovenia	253
Bahrain	162	Former Yugoslav Republic Of Macedonia	2	Mauritania	19	Solomon Islands	14
Bangladesh	493	France	3159	Mauritius	254	Somalia	67
Barbados	4	Gabon	367	Medecins Sans Frontieres	1	South Africa	760
Belarus	40	Gambia	178	Mexico	766	South Sudan	58
Belgium	457	Geneva International Centre For Humanitarian Demining	1	Monaco	5	Spain	1053
Belize	4	Georgia	80	Mongolia	11	Sri Lanka	71
Benin	253	Germany	1158	Montenegro	28	Sudan	206
Bhutan	1	Ghana	309	Morocco	403	Swaziland	6
Bolivia (Plurinational State Of)	362	Greece	300	Mozambique	37	Sweden	554

Table 3: Countries and the number of speeches (*continued*)

Country	Count	Country	Count	Country	Count	Country	Count
Bosnia And Herzegovina	274	Grenada	1	Myanmar	40	Switzerland	146
Botswana	252	Guatemala	368	Namibia	375	Syrian Arab Republic	488
Brazil	763	Guinea	360	NATO	1	Tajikistan	26
Brunei Darussalam	5	Guinea-Bissau	136	Nauru	2	Tanzania	5
Bulgaria	253	Guyana	6	Nepal	65	Thailand	90
Burkina Faso	318	Haiti	57	Netherlands	495	The Former Yugoslav Republic Of Macedonia	20
Burundi	78	Holy See	30	New Zealand	607	The Islamic Republic Of Iran	1
Cambodia	20	Honduras	159	Ngo Working Group On Women Peace And Security	1	The Philippines	1
Cameroon	337	Hungary	45	Nicaragua	43	The Sudan	3
Canada	578	Iceland	56	Niger	9	Timor-Leste	42
Cape Verde	8	India	597	Nigeria	935	Togo	319
Caribbean Community	1	Indonesia	557	Norway	484	Tonga	5
Central African Republic	50	Inter-American Development Bank	1	Oman	98	Trinidad And Tobago	12
Chad	343	International Committee Of The Red Cross	10	Organization Of American States	1	Tunisia	308
Chile	889	International Maritime Organization	1	Organization Of Islamic Cooperation	4	Turkey	573
China	2798	International Organization Of La Francophonie	1	Organization Of The Islamic Conference	15	Turkmenistan	3
Colombia	782	Iran	2	Pakistan	877	Tuvalu	3
Commission Of The African Union	1	Iraq	162	Palau	5	Uganda	521
Committee On The Exercise Of The Inalienable Rights Of The Palestinian People	1	Ireland	300	Palestine	166	Ukraine	804
Community Of Portuguese-Speaking Countries	1	Islamic Republic Of Iran	231	Panama	218	UN	2684
Comoros	4	Israel	322	Papua New Guinea	27	United Arab Emirates	61
Congo	232	Italy	830	Paraguay	16	United Kingdom Of Great Britain And Northern Ireland	3260
Costa Rica	394	Jamaica	380	Permanent Observer Of Switzerland	1	United Republic Of Tanzania	225
Cote D'Ivoire	94	Japan	1477	Peru	309	United States Of America	3279
Croatia	399	Jordan	592	Philippines	352	Unknown	1374
Cuba	172	Kazakhstan	250	Poland	182	Uruguay	706
Cyprus	26	Kenya	160	Portugal	612	Uzbekistan	18
Czech Republic	143	Korea	1	Qatar	317	Vanuatu	1
Democratic People's Republic Of Korea	21	Kuwait	70	Republic Of Korea	658	Venezuela (Bolivarian Republic Of)	470
Democratic Republic Of The Congo	114	Kyrgyzstan	23	Republic Of Moldova	6	Viet Nam	399
Denmark	349	Lao People's Democratic Republic	4	Romania	320	Women and Peace Studies Organization	1
Djibouti	35	Latvia	23	Russian Federation	2963	World Bank	2

Table 3: Countries and the number of speeches (*continued*)

Country	Count	Country	Count	Country	Count	Country	Count
Dominican Republic	14	League Of Arab States	18	Rwanda	550	Yemen	63
Economic Community Of Central African States	1	Lebanon	395	Saint Lucia	2	Yugoslavia	26