

A DOUBLE MEAN FIELD EQUATION RELATED TO A CURVATURE PRESCRIPTION PROBLEM

LUCA BATTAGLIA AND RAFAEL LÓPEZ-SORIANO

ABSTRACT. We study a double mean field-type PDE related to a prescribed curvature problem on compacts surfaces with boundary:

$$(0.1) \quad \begin{cases} -\Delta u = 2\rho \left(\frac{Ke^u}{\int_{\Sigma} Ke^u} - \frac{1}{|\Sigma|} \right) & \text{in } \Sigma, \\ \partial_{\nu} u = 2\rho' \left(\frac{he^{\frac{u}{2}}}{\int_{\partial\Sigma} he^{\frac{u}{2}}} - \frac{1}{|\partial\Sigma|} \right) & \text{on } \partial\Sigma. \end{cases}$$

Here ρ and ρ' are real parameters and K, h are smooth positive functions on Σ and $\partial\Sigma$ respectively.

We provide a general blow-up analysis, then a Moser-Trudinger inequality, which gives energy-minimizing solutions for some range of parameters. Finally, we provide existence of min-max solutions for a wider range of parameters, which is dense in the plane if Σ is not simply connected.

1. INTRODUCTION

Let Σ be a compact surface with boundary equipped with a metric \tilde{g} . We consider the following boundary value problem

$$(1.1) \quad \begin{cases} -\Delta u + 2\tilde{K} = 2Ke^u & \text{in } \Sigma, \\ \partial_{\nu} u + 2\tilde{h} = 2he^{\frac{u}{2}} & \text{on } \partial\Sigma, \end{cases}$$

where $\Delta = \Delta_{\tilde{g}}$ is the Laplace-Beltrami operator in (Σ, \tilde{g}) , ∂_{ν} is the normal derivative with ν the outward normal vector to $\partial\Sigma$ and $K, \tilde{K} : \Sigma \rightarrow \mathbb{R}$ and $h, \tilde{h} : \partial\Sigma \rightarrow \mathbb{R}$ are smooth.

This kind of equations has a special interest due to its geometric meaning. Indeed, the problem allows us to prescribe at the same time Gaussian curvature in Σ and geodesic curvature on $\partial\Sigma$. More precisely, given a metric $g = \tilde{g}e^u$ conformal to \tilde{g} , if K, \tilde{K} are the Gaussian curvatures and h, \tilde{h} the geodesic curvatures of $\partial\Sigma$, relative to the metrics g, \tilde{g} , then u satisfies (1.1).

Integrating (1.1) and applying the Gauss-Bonnet theorem, one obtains

$$\int_{\Sigma} Ke^u + \int_{\partial\Sigma} he^{\frac{u}{2}} = \int_{\Sigma} \tilde{K} + \int_{\partial\Sigma} \tilde{h} = 2\pi\chi(\Sigma),$$

which imposes necessary conditions on the choice of the functions K, h .

Some versions of the problem has been studied in the literature. Regarding the solvability, in [13, 37] the case $h = 0$ is considered, whereas if $K = 0$ there are some results available in [12, 33, 35].

Concerning the prescription of constant curvatures, it is worth referring to [10], where solutions are obtained by the use of a parabolic flow. By means of complex analysis, explicit solutions were found for the disk and the annulus, [25, 27]. There exist also some classification results when Σ is the half-plane in [45, 22].

2010 *Mathematics Subject Classification.* 35J20, 58J32.

Key words and phrases. Prescribed curvature problem, conformal metric, variational methods, blow-up analysis.

The case of non constant curvature has not been as much studied. For instance, [15] gives partial existence results, which includes an undetermined Lagrange multiplier; in [24], the author derives a Kazdan–Warner condition for the existence of solution.

It is easy to see that, using a conformal change of metric, we can always prescribe the constant values $\tilde{h} \equiv 0$, $\tilde{K} \equiv \tilde{K}_0 := \frac{2\pi\chi(\Sigma)}{|\Sigma|}$ (see [36], Proposition 3.1, for a precise deduction). Hence, without loss of generality, we can assume that the initial metric satisfies $\tilde{K} = \frac{2\pi\chi(\Sigma)}{|\Sigma|}$ and $\tilde{h} = 0$. The problem then becomes:

$$(1.2) \quad \begin{cases} -\Delta u + \frac{4\pi\chi(\Sigma)}{|\Sigma|} = 2Ke^u & \text{in } \Sigma, \\ \partial_\nu u = 2he^{\frac{u}{2}} & \text{on } \partial\Sigma. \end{cases}$$

One possible strategy to obtain solutions to (1.2) is to exploit the variational structure of the problem. In [36] the energy functional $\mathcal{I} : H^1(\Sigma) \rightarrow \mathbb{R}$ is considered:

$$\mathcal{I}(u) = \int_{\Sigma} \left(\frac{1}{2} |\nabla u|^2 + \frac{4\pi\chi(\Sigma)}{|\Sigma|} u - 2Ke^u \right) - 4 \int_{\partial\Sigma} he^{\frac{u}{2}}.$$

By minimizing the previous Euler–Lagrange energy functional or via min–max methods, the authors obtain several existence results for surfaces with $\chi(\Sigma) \leq 0$ and a compactness criterion for solutions. Actually, it is shown that the relation between K and h on $\partial\Sigma$ dramatically affects the geometry of \mathcal{I} .

An alternative variational formulation was introduced by Cruz and Ruiz in [16]. Defining the parameter $\rho := \int_{\Sigma} Ke^u = 2\pi\chi(\Sigma) - \int_{\partial\Sigma} he^{\frac{u}{2}}$, the problem (1.2) is equivalent to the following mean field equation:

$$(1.3) \quad \begin{cases} -\Delta u + \frac{4\pi\chi(\Sigma)}{|\Sigma|} = 2\rho \frac{Ke^u}{\int_{\Sigma} Ke^u} & \text{in } \Sigma, \\ \partial_\nu u = 2(2\pi\chi(\Sigma) - \rho) \frac{he^{\frac{u}{2}}}{\int_{\partial\Sigma} he^{\frac{u}{2}}} & \text{on } \partial\Sigma, \\ \frac{(2\pi\chi(\Sigma) - \rho)^2}{|\rho|} = \frac{\left(\int_{\partial\Sigma} he^{\frac{u}{2}} \right)^2}{\left| \int_{\Sigma} Ke^u \right|}. \end{cases}$$

Solutions of the problem (1.3) can be found as critical points of this new energy functional, defined on $H^1(\Sigma) \times \mathbb{R}$:

$$\begin{aligned} \mathcal{I}_0(u, \rho) &= \int_{\Sigma} \left(\frac{1}{2} |\nabla u|^2 + \frac{4\pi\chi(\Sigma)}{|\Sigma|} u \right) - 2\rho \log \left| \int_{\Sigma} Ke^u \right| - 4(2\pi\chi(\Sigma) - \rho) \log \left| \int_{\partial\Sigma} he^{\frac{u}{2}} \right| \\ &\quad + 4(2\pi\chi(\Sigma) - \rho) \log |2\pi\chi(\Sigma) - \rho| + 2\rho + 2\rho \log |\rho|. \end{aligned}$$

In [16], the authors are concerned with the case in which Σ is the unit disk and the functions K, h are nonnegative and verify certain symmetry properties. In this case $0 < \rho < 2\pi$ and $\mathcal{I}_0(u, \rho)$ is coercive by using a Moser–Trudinger type inequality, hence a solution can be derived by minimizing.

In this context, the mean field formulation seems to be convenient, but it does not seem to be as useful for noncoercive ranges.

Mean field type equations have been object of several works, see for instance [20, 2, 7], not only motivated by its geometrical meaning but also due to its relevance in some current

physical theories. As a limit problem, they appear in the abelian Chern–Simons Theory (see [21]), or in the study of vortex type configurations in the Electroweak theory of Glashow–Salam–Weinberg, see [31]. We refer to the reader the monographs [44, 42] for further details and a complete set of references concerning these applications.

In this paper we will focus on a slightly different case, namely

$$(1.4) \quad \begin{cases} -\Delta u + \frac{2(\rho + \rho')}{|\Sigma|} = 2\rho \frac{Ke^u}{\int_{\Sigma} Ke^u} & \text{in } \Sigma, \\ \partial_{\nu} u = 2\rho' \frac{he^{\frac{u}{2}}}{\int_{\partial\Sigma} he^{\frac{u}{2}}} & \text{on } \partial\Sigma. \end{cases}$$

Clearly, problem (1.4) can be obtained by (1.2) by setting $\rho := \int_{\Sigma} Ke^u$ and $\rho' := \int_{\partial\Sigma} he^{\frac{u}{2}}$, and includes also the *nongeometrical* case $\rho + \rho' \neq 2\pi\chi(\Sigma)$. Anyway, unlike (1.3), not all the solutions to (1.4) correspond to (1.2), because the third relation in (1.3) may not be verified.

Moreover, it can be seen that equation (1.4) can be transformed into (0.1). In order to do it, it suffices to notice that $u + \varphi$ is solution to (0.1), where u solves (1.4) and φ satisfies

$$(1.5) \quad \begin{cases} \Delta\varphi = \frac{2\rho'}{|\Sigma|} & \text{in } \Sigma, \\ \partial_{\nu}\varphi = \frac{2\rho'}{|\partial\Sigma|} & \text{on } \partial\Sigma. \end{cases}$$

Since the difference between both formulations does not play any role, we will consider (1.4) and we will not comment on this issue any further.

From now on, we will consider potentials that do not change sign. We shall not impose any extra assumption on the sign of the parameters ρ, ρ' . For that reason, let us reduce ourselves to the case of positive potentials, namely (due to Σ and $\partial\Sigma$ being compact)

$$(H) \quad \frac{1}{C} \leq K(x) \leq C \quad \forall x \in \Sigma, \quad \frac{1}{C} \leq h(x) \leq C \quad \forall x \in \partial\Sigma.$$

Therefore, the sign of both right hand sides in (1.4) will be determined by the sign of ρ and ρ' respectively.

Problem (1.4) again admits a variational formulation, with the energy functional given by

$$(1.6) \quad \boxed{\mathcal{J}(u) = \mathcal{J}_{\rho, \rho'}(u) := \int_{\Sigma} \left(\frac{1}{2} |\nabla u|^2 + \frac{2(\rho + \rho')}{|\Sigma|} u \right) - 2\rho \log \int_{\Sigma} Ke^u - 4\rho' \log \int_{\partial\Sigma} he^{\frac{u}{2}}.}$$

A well-known tool to deduce crucial properties on the energy functional are the Moser–Trudinger type inequalities. Such inequalities show that the Sobolev emedding in the critical dimension is exponential, proved in the pioneer works of Moser and Trudinger [43, 40]. As a consequence, for *closed* surfaces it holds:

$$(1.7) \quad 16\pi \log \int_{\Sigma} e^u \leq \int_{\Sigma} |\nabla u|^2 + \frac{16\pi}{|\Sigma|} \int_{\Sigma} u + C, \quad \forall u \in H^1(\Sigma).$$

On the other hand, if Σ has a boundary, then the former inequality is no longer true and the constant 16π must be divided by 2, as shown by Chang and Yang in [13]:

$$(1.8) \quad 8\pi \log \int_{\Sigma} e^u \leq \int_{\Sigma} |\nabla u|^2 + \frac{8\pi}{|\Sigma|} \int_{\Sigma} u + C, \quad \forall u \in H^1(\Sigma).$$

Finally, we recall a Moser–Trudinger type inequality with boundary integrals, rather than interior ones, given by Li and Liu in [33]:

$$(1.9) \quad 16\pi \log \int_{\partial\Sigma} e^{\frac{u}{2}} \leq \int_{\Sigma} |\nabla u|^2 + \frac{8\pi}{|\partial\Sigma|} \int_{\partial\Sigma} u + C, \quad \forall u \in H^1(\Sigma).$$

Interpolating (1.8) and (1.9), one derives the inequality

$$(1.10) \quad \boxed{4\rho \log \int_{\Sigma} e^u + 8(2\pi - \rho) \log \int_{\partial\Sigma} e^{\frac{u}{2}} \leq \int_{\Sigma} |\nabla u|^2 + \frac{8\pi}{|\Sigma|} \int_{\Sigma} u + C_{\rho}, \quad \forall u \in H^1(\Sigma).}$$

for every $\rho \in [0, 2\pi]$.

One of the aims of this paper is to extend the previous inequality to the case $\rho \leq 4\pi$, including negative ρ , whose proof is not as immediate. Our approach is inspired by the ideas of [28, 4, 8] to obtain other Moser–Trudinger type inequalities. In fact, such a proof is based on a blow-up analysis for sequences of minimizing solutions to (1.4).

By plugging (1.10) in the definition of the energy functional (1.6) one easily obtains that \mathcal{J} is coercive if $\rho < 4\pi$, $\rho + \rho' < 2\pi$. As an immediate consequence, in the coercivity case we can state the following existence result.

Theorem 1.1. *Assume (H), $\rho < 4\pi$ and $\rho + \rho' < 2\pi$. Then, problem (1.4) admits a solution which is a global minimizer of the energy functional \mathcal{J} defined by (1.6).*

On the other hand, we also prove that inequality (1.10) is somehow sharp, in the sense that it cannot hold either $\rho > 4\pi$ or $2\pi - \rho$ is replaced by any larger number. Therefore, for any other values of ρ, ρ' critical points cannot be global minimizers, but they will be of another type, such as saddle-type ones, hence one needs another argument.

The strategy we will follow is based on the topological analysis of energetic sublevels

$$(1.11) \quad \mathcal{J}^L := \{u \in H^1(\Sigma) : \mathcal{J}(u) \leq L\}.$$

This argument was first introduced in the pioneer paper [20] and it is now a rather classical tool in attacking mean field type problems, see [2, 39, 3, 7, 26, 9, 5, 18, 19, 6]. The main ingredient is to prove that very low sublevels are non contractible. Actually, if $\mathcal{J}(u) \ll 0$ then the measure $\frac{Ke^u}{\int_{\Sigma} Ke^u}$ is almost concentrated at just a finite number of points, due to a localized version of the Moser–Trudinger inequality.

Therefore, low sublevels inherit some topology from such a space of finitely supported measures, called *barycenters* which is not contractible under proper assumptions (a more detailed definition and description will be given later). On the other hand, an argument from [38] yields contractibility of very high sublevels, hence there must be some change of topology between them which implies, via Morse theory, existence of solutions.

This approach requires some compactness property for solutions. As a consequence of the blow-up analysis, one can deduce that a sequence of solutions to (1.4) remains uniformly bounded if the parameter ρ is not a multiple of $4\pi\mathbb{N}$ and $\rho + \rho'$ is not a multiple of $2\pi\mathbb{N}$.

Thus we choose ρ between two consecutive multiples of 4π and $\rho + \rho'$ between two consecutive multiples of 2π . Precisely, setting

$$(1.12) \quad N := \inf\{n \in \mathbb{N} : \rho < 4\pi(n+1)\}, \quad M := \inf\{m \in \mathbb{N} : \rho + \rho' < 2\pi(m+1)\};$$

we will have

$$\begin{cases} \rho < 4\pi & \text{if } N = 0 \\ 4\pi N < \rho < 4\pi(N+1) & \text{if } N \in \mathbb{N} \end{cases}, \quad \begin{cases} \rho + \rho' < 2\pi & \text{if } M = 0 \\ 2\pi M < \rho + \rho' < 2\pi(M+1) & \text{if } M \in \mathbb{N} \end{cases}.$$

Theorem 1.2. Assume (H), $\rho \notin 4\pi\mathbb{N}$, $\rho + \rho' \notin 2\pi\mathbb{N}$ and let $N, M \in \mathbb{N} \cup \{0\}$ be as in (1.12), with $(N, M) \neq (0, 0)$.

If Σ is not simply connected, then problem (1.4) admits solutions for any N, M .

If Σ is simply connected and $N < M$, then problem (1.4) admits solutions.

Notice that the case $N = M = 0$ is the one considered in Theorem 3.1

With respect to previous results obtained with similar methods, here a major issue is played by the interaction between Σ and its boundary. Roughly speaking, when u concentrates at $\partial\Sigma$, then both exponential terms are affected, whereas when u concentrates at the interior only one is affected. For this reason, the interaction is asymmetric and therefore it needs to be treated differently with respect to systems of two equations with similar features, see [39, 7, 3, 9, 5, 26].

In particular, the inequality given by Proposition 4.7 will be essential in capturing the relation between interior and boundary concentration.

Moreover, the barycenters modeling concentration on both $\partial\Sigma$ and its interior are a rather mysterious topological object, therefore we also need some more technical work to map it on more familiar spaces. To this purpose, we will use a new topological construction given by Proposition 4.10.

Remark 1.3. In the paper [36] some obstruction are given to the existence of solutions to problem (1.2), namely (1.3) on multiply connected surfaces (Theorems 2.1 and 2.2). On the other hand, Theorem 1.2 gives existence of solutions for almost every ρ in the geometric case.

This means that the third condition in (1.3) is not always satisfied by solutions to (1.4) and that problems (1.3) and (1.4) are indeed different.

The content of the paper is the following: in Section 2 we give a suitable blow-up analysis for solutions and prove a concentration–compactness theorem; in Section 3 we prove a suitable Moser–Trudinger inequality; in Section 4 we show existence of min–max solutions.

We want to stress that references are cited in chronological order along this paper.

Notations.

Let us fix some notations. The metric distance between two points $x, y \in \Sigma$ will be denoted as $\text{dist}(x, y)$. We will denote an open ball centered at a point $p \in \Sigma$ of radius $r > 0$ as

$$B_r(p) := \{x \in \Sigma : \text{dist}(x, p) < r\}.$$

We will use the following notation for some subsets of $B_r(p) \subset \mathbb{R}^2$:

$$\begin{aligned} B_r^+(p) &:= \{(x_1, x_2) \in B_r(p) : x_2 \geq 0\}; \\ \Gamma_r(p) &:= \{(x_1, x_2) \in \partial B_r^+(p) : x_2 \geq 0\}; \\ \partial^+ B_r(p) &:= \partial B_r^+(p) \setminus \Gamma_r^+(p). \end{aligned}$$

Given a subset $\Omega \subset \Sigma$ and $\delta > 0$, we will denote the open δ -neighborhood of Ω as

$$\Omega^\delta := \{x \in \Sigma : \text{dist}(x, y) < \delta, \text{ for some } y \in \Omega\}.$$

Writing integrals, we will drop the element of area or length induced by the metric; for instance, we will only write $\int_\Sigma K e^u$ or $\int_{\partial\Sigma} h e^{\frac{u}{2}}$.

In the estimates we will denote C as a positive constant, independent of the parameters, that would vary from line to line. If we point out its dependence respect to certain parameters, we will indicate it in the subscript, such as C_ε or $C_{\varepsilon, \delta}$.

2. A BLOW-UP ANALYSIS

In this section we present some definitions and properties related to the blow-up of solutions to the problem (1.4). In some points we will be brief since some of the tools and results are rather classical and sometimes they only require minor changes.

Let us consider a sequence of solutions to

$$(2.1) \quad \begin{cases} -\Delta u_n + \frac{2(\rho_n + \rho'_n)}{|\Sigma|} = 2\rho_n \frac{K_n e^{u_n}}{\int_{\Sigma} K_n e^{u_n}} & \text{in } \Sigma, \\ \partial_{\nu} u_n = 2\rho'_n \frac{h_n e^{\frac{u_n}{2}}}{\int_{\partial\Sigma} h_n e^{\frac{u_n}{2}}} & \text{on } \partial\Sigma. \end{cases}$$

The *singular set* (see also [11]) is defined as

$$(2.2) \quad \mathcal{S} := \left\{ p \in \Sigma : \exists x_n \xrightarrow{n \rightarrow +\infty} p \text{ such that } u_n(x_n) \xrightarrow{n \rightarrow +\infty} +\infty \right\}.$$

The pioneer works of [11, 32], focused on the standard Liouville equation, show that around any isolated point $p \in \mathcal{S}$ one can rescale the solution and obtain in the limit an entire solution, which is classified. In this approach, the finite mass condition $\int_{\Sigma} K_n e^{u_n} < +\infty$ plays a decisive role.

In fact, the classification of the solutions to the equation

$$-\Delta v = e^v \quad \text{in } \mathbb{R}^2,$$

dates back to Liouville ([34]), and they form a large family of nonexplicit solutions. However, under the finite mass assumption, all the solutions were classified in [14] and are given by

$$v(x) = \log \frac{8\lambda^2}{(1 + \lambda^2|x - x_0|^2)^2}, \quad x_0 \in \mathbb{R}^2, \quad \lambda > 0.$$

Finite total mass implies also that the set \mathcal{S} is finite, since e^u behaves like a finite combination of Dirac deltas with weights bounded away from zero. The use of the Green's representation formula gives then some global information on the behavior of the solutions.

However, the presence of nonhomogeneous boundary conditions gives a second possible limit problem. As we will see, by a suitable rescaling, one can obtain the following limit problem

$$\begin{cases} -\Delta v = a e^v & \text{in } \mathbb{R}_+^2, \\ \partial_{\nu} v = c e^{\frac{v}{2}} & \text{on } \partial\mathbb{R}_+^2. \end{cases}$$

Zhang classified the entire solutions on the half-plane in [45] under the finite mass condition

$$\int_{\mathbb{R}_+^2} e^v < +\infty, \quad \int_{\partial\mathbb{R}_+^2} e^{\frac{v}{2}} < +\infty.$$

Actually, it is proved that if $a > 0$, there exists solution for every c , whereas in case $a \leq 0$, then $c > \sqrt{-2a}$ and the explicit form is given by

$$v(x) = \log \frac{8\lambda^2}{\left(a + \lambda^2 \left| x - \left(s_0, \frac{c}{\sqrt{2}\lambda} \right) \right|^2 \right)^2}, \quad s_0 \in \mathbb{R}, \quad \lambda > 0$$

Although the shape of the solution depends on the sign of the constants a and c , it is remarkable that for any a, c , they verify the quantization property

$$a \int_{\mathbb{R}_+^2} e^v + c \int_{\partial \mathbb{R}_+^2} e^{\frac{v}{2}} = 4\pi.$$

Let us emphasize that there exists a more general classification result, which includes unbounded mass solutions, given by Mira and Gálvez (see [22] for further details). Notice that in the problem (2.1) the mass is prescribed by the finite values ρ_n and ρ'_n , therefore the infinite mass case will not be considered along this paper.

Next, we state the main result of this section.

Theorem 2.1. *Let u_n be a sequence of solutions to (2.1) satisfying*

$$(2.3) \quad \frac{1}{C} \leq \int_{\Sigma} K_n e^{u_n} + \left(\int_{\partial \Sigma} h_n e^{\frac{u_n}{2}} \right)^2 \leq C,$$

with $K_n \xrightarrow{n \rightarrow +\infty} K$, $h_n \xrightarrow{n \rightarrow +\infty} h$ in the C^1 sense such that K, h verify (H) and $(\rho_n, \rho'_n) \xrightarrow{n \rightarrow +\infty} (\rho, \rho')$. Define the singular set \mathcal{S} as in (2.2). Then, up to subsequences, the following alternative holds:

- (1) either u_n is uniformly bounded in $L^\infty(\Sigma)$;
- (2) or $\max_{\Sigma} u_n \xrightarrow{n \rightarrow +\infty} +\infty$ and \mathcal{S} is nonempty, finite and

$$\begin{aligned} 2\rho_n \frac{K_n e^{u_n}}{\int_{\Sigma} K_n e^{u_n}} &\xrightarrow{n \rightarrow +\infty} 8\pi \sum_{p \in \mathcal{S} \cap \Sigma} \delta_p + \sum_{q \in \mathcal{S} \cap \partial \Sigma} \beta_q \delta_q, \\ 2\rho'_n \frac{h_n e^{\frac{u_n}{2}}}{\int_{\partial \Sigma} h_n e^{\frac{u_n}{2}}} &\xrightarrow{n \rightarrow +\infty} \sum_{q \in \mathcal{S} \cap \partial \Sigma} (4\pi - \beta_q) \delta_q + \mu'_0, \end{aligned}$$

for some $\beta_q \in \mathbb{R}$ and $\mu'_0 \in L^1(\partial \Sigma)$, with $\mu'_0 \equiv 0$ if $\mathcal{S} \cap \partial \Sigma \neq \emptyset$.

We point out that the previous theorem unifies the results given in [1, 23, 36], which consider different assumptions on the sign of the potentials. Recall that in this formulation, the sign of the right hand side depends on ρ, ρ' respectively.

Condition (2.3) is a *normalization* which is needed to compensate the fact that problem (2.1) is invariant by addition of constant. In fact, for any solution u to (2.1), $u_n := u \mp n$ still solves (2.1) but clearly does not satisfy any of the alternative given by the previous theorem, as it goes to $+\infty$ or $-\infty$ everywhere on Σ . However, given any solution u_n one may add a suitable constant so that it satisfies $\int_{\Sigma} K_n e^{u_n} + \left(\int_{\partial \Sigma} h_n e^{\frac{u_n}{2}} \right)^2$, therefore Theorem 2.1 is not restrictive in the study of solutions to (2.1)

Remark 2.2. *The very same result can be extended to the case when the sign of h is constant on the connected components of $\partial \Sigma$, and similarly one can also extend Theorem 1.2 to this case.*

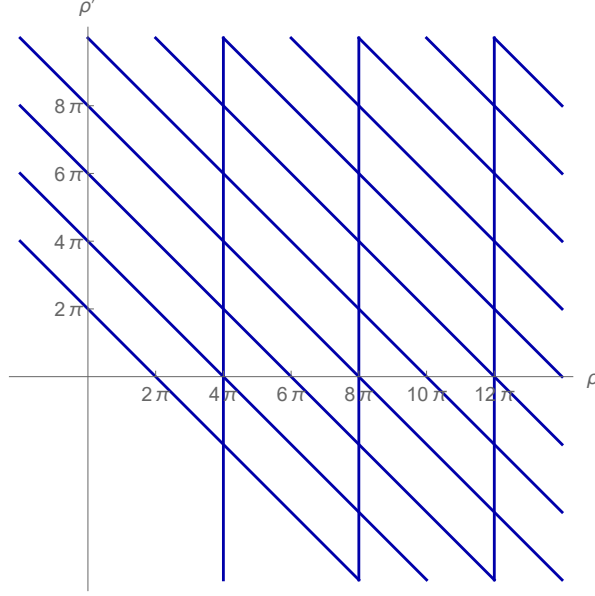
On the other hand, blow-up analysis seems much more difficult in the case of sign-changing potentials, because in case concentration occurs at a point where K or h changes sign some compensation phenomena may occur (see for instance [18, 19]). Some results concerning blow-up analysis with sign-changing potentials have been provided in [19].

From Theorem 2.1 one easily deduces that alternative (2) can only occur if the parameters belong to the critical set, defined as (see Figure 1):

$$(2.4) \quad \Gamma = \{(\rho, \rho') : \rho = 4\pi N \text{ or } \rho + \rho' = 2\pi M \text{ with } N, M \in \mathbb{N}\}.$$

Corollary 2.3. *If $(\rho, \rho') \notin \Gamma$, then the set of solutions to the problem (2.1) is compact up to addition of constants.*

We will now collect some lemmas in order to prove Theorem 2.1.

FIGURE 1. The critical value set Γ

We will suppose that u_n is a blowing-up sequence and p is a point of \mathcal{S} . Moreover, by conformal invariance, we can map a neighborhood of p to a disk $B_r(0) \subset \mathbb{R}^2$ if $p \in \mathring{\Sigma}$ and $B_r^+(0)$ in case that $p \in \partial\Sigma$. Therefore, to study the local blow-up we suffice to consider the problem

$$(2.5) \quad -\Delta u_n = 2\tilde{K}_n e^{u_n} \quad \text{in } B_r(0),$$

or

$$(2.6) \quad \begin{cases} -\Delta u_n = 2\tilde{K}_n e^{u_n} & \text{in } B_r^+(0), \\ \partial_\nu u_n = 2\tilde{h}_n e^{\frac{u_n}{2}} & \text{on } \Gamma_r(0), \end{cases}$$

for some \tilde{K}_n, \tilde{h}_n having the same sign as ρ_n, ρ'_n respectively.

A first step in the blow-up analysis is a minimal mass lemma, which implies finiteness of the blow-up set \mathcal{S} .

Such a result was first introduced by Brezis and Merle in [11] in the case of uniform Dirichlet conditions. We will need a proper version which takes into account the interior and the boundary integrals. Based on an adaptation for the boundary term given in [29], a first version was deduced in [1]. In the latter paper, only constant potentials $\tilde{K}_n(x) \equiv \tilde{K}_{n,0} > 0$ are considered. However, this argument does not deal with a possible compensation between masses. For that reason, we establish a sharper result which involves the sum of the masses.

Lemma 2.4. *Let u_n be a sequence of solutions to (2.5) for some \tilde{K}_n with $|\tilde{K}_n| \leq C$. If*

$$\int_{B_r^+(0)} \tilde{K}_n^+ e^{u_n} \leq \varepsilon < 2\pi,$$

then u_n^+ is uniformly bounded in $L^\infty(B_{\frac{r}{2}}(0))$.

Let u_n be a sequence of solutions to (2.6) for some \tilde{K}_n, \tilde{h}_n with $|\tilde{K}_n|, |\tilde{h}_n| \leq C$. If

$$(2.7) \quad \int_{B_r^+(0)} \tilde{K}_n e^{u_n} + \int_{\Gamma_r(0)} \tilde{h}_n e^{\frac{u_n}{2}} \leq \varepsilon < \pi,$$

then u_n^+ is uniformly bounded in $L^\infty\left(B_{\frac{r}{2}}^+(0)\right)$.

Proof. The first statement follows directly from [11], Corollary 4.

For the second one, let us decompose $u_n = u_{1n} + u_{2n} + u_{3n}$, where u_{1n} and u_{2n} satisfy

$$\begin{cases} -\Delta u_{1n} = 2\tilde{K}_n e^{u_n} - \beta_n \delta_0 = \tilde{f}_n & \text{in } B_r^+(0), \\ \partial_\nu u_{1n} = 0 & \text{on } \Gamma_r(0), \\ u_{1n} = 0 & \text{on } \partial^+ B_r(0), \end{cases}$$

and

$$\begin{cases} \Delta u_{2n} = 0 & \text{in } B_r^+(0), \\ \partial_\nu u_{2n} = 2\tilde{h}_n e^{\frac{u_n}{2}} + \beta_n \delta_0 = \tilde{g}_n & \text{on } \Gamma_r(0), \\ u_{2n} = 0 & \text{on } \partial^+ B_r(0), \end{cases}$$

where $\beta_n = 2 \int_{B_r^+(0)} \tilde{K}_n e^{u_n}$. Observe that $\int_{B_r^+(0)} \tilde{f}_n = 0$ and $\int_{\Gamma_r(0)} \tilde{g}_n \leq 2\varepsilon < 2\pi$ by (2.7).

Extending u_{1n} and \tilde{f}_n evenly in $B_r(0)$, we can use Corollary 4 of [11] in order to obtain that

$$\int_{B_r^+(0)} e^{p|u_{1n}|} \leq C,$$

for every $p > 1$. On the other hand, in view of [29], Lemma 3.2, we have that, for $0 < \delta_1 < 4\pi$ and $0 < \delta_2 < 2\pi$ then

$$\int_{B_r^+(0)} e^{\frac{4\pi - \delta_1}{\|\tilde{g}_n\|_1} |u_{2n}|} \leq C \quad \text{and} \quad \int_{\Gamma_r(0)} e^{\frac{2\pi - \delta_2}{\|\tilde{g}_n\|_1} |u_{2n}|} \leq C,$$

where $\|\tilde{g}_n\|_1 = \int_{\Gamma_r(0)} \tilde{g}_n$.

Since $\|\tilde{g}_n\|_1 < 2\pi$, then

$$\int_{B_r^+(0)} e^{p_1 |u_{2n}|} \leq C \quad \text{and} \quad \int_{\Gamma_r(0)} e^{p_2 |u_{2n}|} \leq C,$$

for some $p_1, p_2 > 1$. Consequently, $u_{1n}, u_{2n} \in L^1(B_r^+(0))$ and, moreover, $u_n^+ \in L^1(B_r^+(0))$ by the boundedness mass assumption. Notice that $u_{3n} \leq u_n^+ + |u_{1n}| + |u_{2n}|$, so applying the mean value theorem, one gets $u_3 \in L^\infty\left(B_{\frac{r}{2}}^+(0)\right)$.

Therefore, we have obtained that $\tilde{f}_n \in L^q\left(B_{\frac{r}{2}}^+(0)\right)$ and $\tilde{g}_n \in L^q\left(\Gamma_{\frac{r}{2}}(0)\right)$ for $q > 1$. Finally, standard elliptic estimates provide the conclusion. \square

By Lemma 2.4, we conclude that if u_n blows up somewhere in Σ , then the mass is at least 4π at the interior and 2π on the boundary. Therefore the blow-up set must be finite, as we are assuming the masses to be finite. Moreover, we get

$$(2.8) \quad \begin{aligned} 2\rho_n \frac{K_n e^{u_n}}{\int_\Sigma K_n e^{u_n}} &\xrightarrow{n \rightarrow +\infty} \sum_{p \in \mathcal{S} \cap \Sigma} \alpha_p \delta_p + \sum_{q \in \mathcal{S} \cap \partial \Sigma} \beta_q \delta_q + \mu_0, \\ 2\rho'_n \frac{h_n e^{\frac{u_n}{2}}}{\int_{\partial \Sigma} h_n e^{\frac{u_n}{2}}} &\xrightarrow{n \rightarrow +\infty} \sum_{q \in \mathcal{S} \cap \partial \Sigma} \gamma_q \delta_q + \mu'_0, \end{aligned}$$

for some $\alpha_p, \beta_q, \gamma_q$ with $\alpha_p \geq 4\pi, \beta_q + \gamma_q \geq 2\pi$ and $\mu_0 \in L^1(\Sigma), \mu'_0 \in L^1(\partial \Sigma)$.

Next, we focus on the residuals μ_0 and μ'_0 .

In the classical case without boundary nonlinear terms, studied by [11], there is no residual in case of blow-up. Here, the situation is similar concerning the internal mass, but one may still have a residual mass on the boundary because of the fixed amount of mass.

Proposition 2.5. *Assume that the singular set \mathcal{S} is not empty. Then $\mu_0 \equiv 0$ in (2.8).*

Moreover, if $\mathcal{S} \cap \partial\Sigma \neq \emptyset$, then $\mu'_0 \equiv 0$ in (2.8).

Proof. First we consider the interior blow-up case, namely $p \in \mathcal{S} \setminus \partial\Sigma$. Without loss of generality suppose that u_n is solution to (2.5) and $p = \{0\}$. Next, take r small enough such that $\overline{B_r(0)} \cap \mathcal{S} = \{0\}$.

By contradiction, assume that $u_n \geq -C$ on $\partial B_r(0)$. Since u_n is uniformly bounded in $C^{2,\gamma}(B_r(0) \setminus \{0\})$, it is possible to pass to the limit, up to subsequences, and to obtain

$$\mu_n = 2\tilde{K}_n e^{u_n} \xrightarrow{n \rightarrow +\infty} \mu$$

in the sense of measures on $B_r(0)$ and

$$u_n \xrightarrow{n \rightarrow +\infty} \eta \text{ in } C_{\text{loc}}^2(B_r(0) \setminus \{0\}),$$

where η is a weak solution to $-\Delta\eta = \mu$. By the first statement of Lemma 2.4, then $\mu(\{0\}) \geq 4\pi$, hence by the Green's representation formula, we finally arrive at

$$(2.9) \quad u_n \geq -2 \log |x| - C \quad \text{in } B_r(0),$$

which is in contradiction with $\int_{B_r(0)} \tilde{K}_n e^{u_n} \leq C$. Therefore, $u_n \xrightarrow{n \rightarrow +\infty} -\infty$ uniformly in compacts sets of $B_r(0) \setminus \{0\}$ and in particular $\mu_0 \equiv 0$.

If $p \in \mathcal{S} \cap \partial\Sigma$, we can repeat the previous argument. By a conformal transformation, we can pass to the problem (2.6) and then apply the second statement of Lemma 2.4. Arguing by contradiction, Green's representation formula gives (2.9) again which violates the condition $\int_{\Gamma_r(0)} \tilde{h}_n e^{\frac{u_n}{2}} \leq C$. Therefore, we deduce that $u_n \xrightarrow{n \rightarrow +\infty} -\infty$ locally uniformly in $B_r^+(0) \setminus \{0\}$ and so $\mu_0 = \mu'_0 \equiv 0$. \square

Finally, we have a quantization of local blow-up masses. Whereas internal mass at each concentration point corresponds to 4π , in case of blow-up at the boundary only the sum of the two masses is quantized.

The proof is rather similar as [1] (Theorem 1.5), [36] (Lemma 7.5), therefore it will be skipped. It is based on a Pohožaev identity around the blow-up point and a uniformly mean oscillation property, namely

$$\max_{\partial B_r(p) \cap \Sigma} u_n - \min_{\partial B_r(p) \cap \Sigma} u_n \leq C.$$

Lemma 2.6. *Define, for $p \in \mathcal{S}$, its blow-up value as*

$$m(p) := \lim_{r \rightarrow 0} \lim_{n \rightarrow +\infty} \left(\rho_n \frac{\int_{B_r(p)} K_n e^{u_n}}{\int_{\Sigma} K_n e^{u_n}} + \rho'_n \frac{\int_{B_r(p) \cap \partial\Sigma} h_n e^{\frac{u_n}{2}}}{\int_{\partial\Sigma} h_n e^{\frac{u_n}{2}}} \right).$$

Then, $m(p) = 4\pi$ if $p \in \overset{\circ}{\Sigma}$ and $m(p) = 2\pi$ if $p \in \partial\Sigma$.

Remark 2.7. *If $\rho \leq 0$, then there is no interior blow-up, i.e. $\mathcal{S} \subset \partial\Sigma$. This is a direct consequence of the first statement of Lemma 2.4. It is possible to deduce this property by means of the maximum principle.*

Now we are in position to prove Theorem 2.1

Proof of Theorem 2.1. Let us differentiate two cases:

Case 1: The sequence u_n is bounded from above in Σ .

Then $K_n e^{u_n} \in L^p(\Sigma)$ and $h_n e^{\frac{u_n}{2}} \in L^p(\partial\Sigma)$ for some $p > 1$, therefore $-\Delta u_n \in L^p(\Sigma)$ and $\partial_\nu u_n \in L^p(\partial\Sigma)$. Using elliptic regularity estimates, one can deduce that $u_n - \bar{u}_n \in W^{2,p}$, and in particular $u_n - \bar{u}_n \in L^\infty(\Sigma)$. If \bar{u}_n remains bounded, then we obtain (1). Otherwise, a sequence of u_n diverges negatively in Σ which violates the condition (2.3).

Case 2: u_n is not bounded from above.

Applying Lemma 2.4, we know that \mathcal{S} is nonempty and finite. Moreover, combining Proposition 2.5 and Lemma 2.6 we finally deduce (2). \square

An important consequence of the blow-up analysis is the following result, which will be essential in the forthcoming sections.

Proposition 2.8. *Let u_n be a sequence of solutions to (2.1) under the assumptions of Theorem 2.1 with $\mathcal{S} \cap \partial\Sigma \neq \emptyset$, $\rho = 2\pi - \rho' < 4\pi$ and $\rho \neq 0, 2\pi$. Then,*

$$\frac{1}{C} \leq \frac{\sqrt{\int_\Sigma K_n e^{u_n}}}{\int_{\partial\Sigma} h_n e^{\frac{u_n}{2}}} \leq C,$$

for some positive constant C .

Proof. By the choice of ρ, ρ' , as a consequence of Theorem 2.1 we have that $\mathcal{S} = \{p\} \subset \partial\Sigma$. Next, define

$$v_n := u_n - 2 \log \min \left\{ \sqrt{\int_\Sigma K_n e^{u_n}}, \int_{\partial\Sigma} h_n e^{\frac{u_n}{2}} \right\},$$

which satisfies the equation

$$\begin{cases} -\Delta v_n + \frac{2(\rho_n + \rho'_n)}{|\Sigma|} = 2\rho_n \tilde{K}_n e^{v_n} & \text{in } \Sigma, \\ \partial_\nu v_n = 2\rho'_n \tilde{h}_n e^{\frac{v_n}{2}} & \text{on } \partial\Sigma. \end{cases}$$

where

$$\begin{aligned} \text{either} \quad \tilde{K}_n &= K_n & \text{and} \quad \tilde{h}_n &= h_n \frac{\sqrt{\int_\Sigma K_n e^{u_n}}}{\int_{\partial\Sigma} h_n e^{\frac{u_n}{2}}}, \\ \text{or} \quad \tilde{K}_n &= K_n \frac{\left(\int_{\partial\Sigma} h_n e^{\frac{u_n}{2}}\right)^2}{\int_\Sigma K_n e^{u_n}} & \text{and} \quad \tilde{h}_n &= h_n. \end{aligned}$$

Clearly,

$$(2.10) \quad \int_\Sigma \tilde{K}_n e^{v_n} = 1 \quad \text{and} \quad \int_{\partial\Sigma} \tilde{h}_n e^{\frac{v_n}{2}} = 1.$$

Notice that $0 < \tilde{K}_n, \tilde{h}_n \leq C$ and v_n blows up at the point p and $\min \left\{ \sqrt{\int_\Sigma K_n e^{u_n}}, \int_{\partial\Sigma} h_n e^{\frac{u_n}{2}} \right\}$ is uniformly bounded due to assumption (2.3). Now, we take

$$v_n(x_n) = \max_{\Sigma} v_n \xrightarrow{n \rightarrow +\infty} +\infty \quad \text{and} \quad \delta_n := e^{\frac{-v_n(x_n)}{2}} \xrightarrow{n \rightarrow +\infty} 0,$$

hence $x_n \xrightarrow{n \rightarrow +\infty} p$. Next, consider the following rescaling

$$\tilde{v}_n = v_n(\delta_n x + x_n) + 2 \log \delta_n,$$

which verifies the equation

$$(2.11) \quad \begin{cases} -\Delta \tilde{v}_n + \frac{2(\rho_n + \rho'_n)}{|\Sigma|} \delta_n^2 = 2\rho_n \tilde{K}_n(\delta_n x + x_n) e^{\tilde{v}_n} & \text{in } B_{\frac{r_n}{\delta_n}}^+(0), \\ \partial_\nu \tilde{v}_n = 2\rho'_n \tilde{h}_n(\delta_n x + x_n) e^{\frac{\tilde{v}_n}{2}} & \text{on } \Gamma_{\frac{r_n}{\delta_n}}(0), \end{cases}$$

where $B_{\frac{r_n}{\delta_n}}^+(0) = B_{\frac{r_n}{\delta_n}}(0) \cap \Sigma$ for some $r_n > 0$ to be fixed.

Now, for $r > 0$, let us distinguish two cases:

Case 1: $\frac{\text{dist}\left(x_n, \Gamma_{\frac{r}{\delta_n}}(0)\right)}{\delta_n} \xrightarrow{n \rightarrow +\infty} +\infty.$

In this case, let us set $r_n = \frac{|x_n|}{2}$ in (2.11), so that $\frac{r_n}{\delta_n} \rightarrow +\infty$. Moreover, $\tilde{v}_n \leq 0$ and it is uniformly bounded in L_{loc}^∞ by Harnack inequality. Therefore, it is standard to prove that

$$\tilde{v}_n \xrightarrow{n \rightarrow +\infty} \tilde{v} \quad \text{in } C_{\text{loc}}^2(\mathbb{R}^2),$$

with \tilde{v} solving

$$\begin{cases} -\Delta \tilde{v} = 2\rho \tilde{K}(p) e^{\tilde{v}} & \text{in } \mathbb{R}^2, \\ \int_{\mathbb{R}^2} \tilde{K}(p) e^{\tilde{v}} \leq C \end{cases}$$

However, by (2.10) and the classification of the solutions to the previous problem, we conclude that

$$\rho_n = \int_{\Sigma} \rho_n \tilde{K} e^{v_n} \geq \int_{B_{\frac{|x_n|}{2\delta_n}}(x_n)} \rho_n \tilde{K} e^{v_n} \geq \int_{\mathbb{R}^2} \rho \tilde{K}(p) e^{\tilde{v}} = 4\pi,$$

which is a contradiction with the choice of ρ .

Case 2: $\text{dist}\left(x_n, \Gamma_{\frac{r}{\delta_n}}(0)\right) = O(\delta_n).$

Now, we consider a sequence \tilde{v}_n of solutions to (2.11) with $r_n = r > 0$. Again, $\tilde{v}_n \leq 0$ and it is uniformly bounded in L_{loc}^∞ by Harnack type inequality for (2.11) (see [30], Lemma A.2). Consequently, up to a subsequence and after a proper translation, we get that

$$\tilde{v}_n \xrightarrow{n \rightarrow +\infty} \tilde{v} \quad \text{in } C_{\text{loc}}^2(\mathbb{R}_+^2),$$

with \tilde{v} solving

$$\begin{cases} -\Delta \tilde{v} = 2\rho \tilde{K}(p) e^{\tilde{v}} & \text{in } \mathbb{R}_+^2, \\ \partial_\nu \tilde{v} = 2\rho' \tilde{h}(p) e^{\frac{\tilde{v}}{2}} & \text{on } \partial \mathbb{R}_+^2, \\ \int_{\mathbb{R}_+^2} e^{\tilde{v}} \leq C, \quad \int_{\partial \mathbb{R}_+^2} e^{\frac{\tilde{v}}{2}} \leq C \end{cases}$$

satisfying the quantization property $\int_{\mathbb{R}_+^2} \rho \tilde{K}(p) e^{\tilde{v}} + \int_{\partial \mathbb{R}_+^2} \rho' \tilde{h}(p) e^{\frac{\tilde{v}}{2}} = 2\pi.$

$$\frac{1}{C} \leq \tilde{K}(p), \tilde{h}(p) \leq C.$$

Taking into account the definition of \tilde{K} and \tilde{h} and (H), the last fact implies directly the desired conclusion. \square

Remark 2.9. *This result can be extended for every critical value $(\rho, \rho') \in \Gamma$ such that $\rho \notin 4\pi\mathbb{N}$ and $\mathcal{S} \cap \partial\Sigma \neq \emptyset$. On the other hand, if $\rho \in 4\pi\mathbb{N}$, then the blow-up may approach the boundary so slowly that the ratio between the masses is not controlled.*

3. A MOSER–TRUDINGER TYPE INEQUALITY

We will now start to study variationally problem (1.4). In particular, this section is devoted to prove a Moser–Trudinger inequality (1.10), which generalizes previous inequalities (1.8), (1.9).

Precisely, we have the following theorem:

Theorem 3.1. *Inequality (1.10) holds true. In particular, the energy functional $\mathcal{J}_{\rho, \rho'}$ is:*

- (1) *bounded from below on $H^1(\Sigma)$ if $\rho \leq 4\pi$, $\rho + \rho' \leq 2\pi$ and $(\rho, \rho') \neq (4\pi, -2\pi)$;*
- (2) *coercive on $\overline{H}^1(\Sigma)$ if and only if $\rho < 4\pi$, $\rho + \rho' < 2\pi$.*

Here, $\overline{H}^1(\Sigma)$ is the subspace of $H^1(\Sigma)$ containing only functions with zero average

$$\overline{H}^1(\Sigma) := \left\{ u \in H^1(\Sigma) : \int_{\Sigma} u = 0 \right\}.$$

Notice that the energy functional $\mathcal{J}_{\rho, \rho'}$ can never be coercive on the whole space $H^1(\Sigma)$, since it is invariant by addition of constant, as well as equation (1.4) is. On the other hand, one can choose $\sqrt{\int_{\Sigma} |\nabla u|^2}$ as an equivalent norm on $\overline{H}^1(\Sigma)$, due to Poincaré inequality. For this reason, we will be discussing coercivity of \mathcal{J} on $\overline{H}^1(\Sigma)$ and we will omit the space we are considering.

As an immediate corollary of Theorem 3.1, in the coercivity case we get minimizing solutions to the double mean field equation, that is Theorem 1.1 is proved.

By comparing Theorem 3.1 with the blow-up analysis from Section 2, we see that $\mathcal{J}_{\rho, \rho'}$ is coercive for ρ, ρ' in an open region disjointed from the critical value set defined by (2.4). This is not a coincidence, as Corollary 2.3 will be used in the proof of Theorem 3.1.

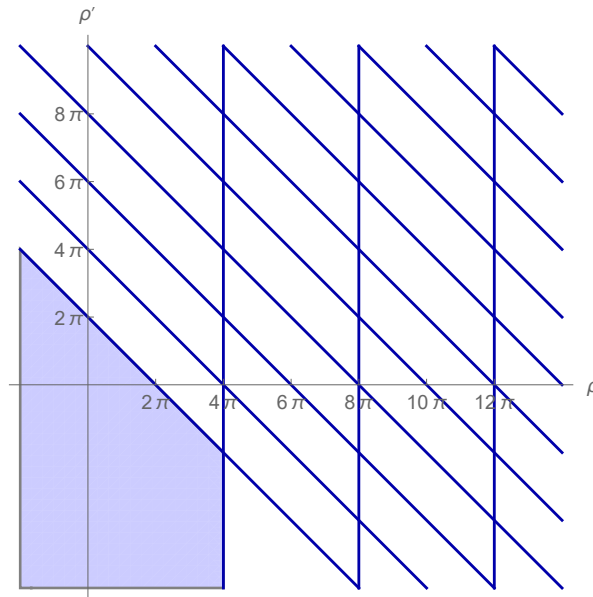


FIGURE 2. The range of parameters for which $\mathcal{J}_{\rho, \rho'}$ is coercive and the critical set.

The *only if* part in Theorem 3.1 is rather easy to be proved, using suitable test functions.

Proposition 3.2. *If either $\rho > 4\pi$ or $\rho + \rho' > 2\pi$, then $\inf_{u \in H^1(\Sigma)} \mathcal{J}_{\rho, \rho'} = -\infty$.*

If either $\rho \geq 4\pi$ or $\rho + \rho' \geq 2\pi$, then $\mathcal{J}_{\rho, \rho'}$ is NOT coercive.

Proof. It is enough to consider, for $\lambda > 0$ and $p \in \Sigma$,

$$\phi_p^\lambda(x) = \log \left(\frac{\lambda}{1 + \lambda^2 \text{dist}^2(x, p)} \right)^2.$$

One easily gets the following and well-known estimates (see for instance [20, 23]):

$$\begin{aligned} \int_{\Sigma} |\nabla \phi_p^\lambda|^2 &= \begin{cases} 32\pi \log \lambda + O(1) & \text{if } p \in \mathring{\Sigma}, \\ 16\pi \log \lambda + O(1) & \text{if } p \in \partial\Sigma; \end{cases} \\ \log \int_{\Sigma} K e^{\phi_p^\lambda} &= O(1); \\ \log \int_{\partial\Sigma} h e^{\frac{\phi_p^\lambda}{2}} &= \begin{cases} -\log \lambda + O(1) & \text{if } p \in \mathring{\Sigma}, \\ O(1) & \text{if } p \in \partial\Sigma; \end{cases} \\ \int_{\Sigma} \phi_p^\lambda &= -2|\Sigma| \log \lambda + O(1). \end{aligned}$$

Therefore, by taking $p \in \mathring{\Sigma}$ and evaluating $\mathcal{J}_{\rho, \rho'}$ one gets

$$\mathcal{J}_{\rho, \rho'}(\phi_p^\lambda) \xrightarrow{\lambda \rightarrow +\infty} -\infty \quad \text{if } \rho > 4\pi; \quad \mathcal{J}_{\rho, \rho'}(\phi_p^\lambda) \leq C < +\infty \quad \text{if } \rho \geq 4\pi.$$

On the other hand, if $p \in \partial\Sigma$, the same calculations give:

$$\mathcal{J}_{\rho, \rho'}(\phi_p^\lambda) \xrightarrow{\lambda \rightarrow +\infty} -\infty \quad \text{if } \rho + \rho' > 2\pi; \quad \mathcal{J}_{\rho, \rho'}(\phi_p^\lambda) \leq C < +\infty \quad \text{if } \rho + \rho' \geq 2\pi;$$

this concludes the proof. \square

As a first step, by mixing inequalities (1.8) and (1.9), one easily obtains Theorem 3.1 for a small range of parameters.

Lemma 3.3. *The energy functional $\mathcal{J}_{\rho, \rho'}$ is bounded from below if $\rho, \rho' \leq 2\pi$ and $\rho + \rho' \leq 2\pi$.*

Proof. Multiplying inequality (1.8) by $\frac{\rho}{2\pi}$, inequality (1.7) by $\frac{\rho'}{2\pi}$ and adding both underlying expressions, one has that

$$4\rho \log \int_{\Sigma} e^u + 8\rho' \log \int_{\partial\Sigma} e^{\frac{u}{2}} \leq \frac{\rho + \rho'}{2\pi} \int_{\Sigma} |\nabla u|^2 + \frac{4\rho}{|\Sigma|} \int_{\Sigma} u + \frac{4\rho'}{|\partial\Sigma|} \int_{\partial\Sigma} u + C_\rho.$$

Now, we can estimate the mean value on $\partial\Sigma$ in terms of the mean value on Σ , as in [16]. Precisely, we apply the previous inequality to $u - \varphi$, with $\varphi \in C^2(\Sigma)$ solving (1.5). Therefore,

$$\begin{aligned}
4\rho \log \int_{\Sigma} K e^u + 8\rho' \log \int_{\partial\Sigma} h e^{\frac{u}{2}} &\leq 4\rho \log \int_{\Sigma} e^{u-\varphi} + 8\rho' \log \int_{\partial\Sigma} e^{\frac{u-\varphi}{2}} + C \\
&\leq \frac{\rho + \rho'}{2\pi} \int_{\Sigma} |\nabla(u - \varphi)|^2 + \frac{4\rho}{|\Sigma|} \int_{\Sigma} (u - \varphi) + \frac{4\rho'}{|\partial\Sigma|} \int_{\partial\Sigma} (u - \varphi) + C_{\rho}. \\
&\leq \int_{\Sigma} (|\nabla u|^2 + |\nabla \varphi|^2 - 2\nabla u \cdot \nabla \varphi) + \frac{4\rho}{|\Sigma|} \int_{\Sigma} u + \frac{4\rho'}{|\partial\Sigma|} \int_{\partial\Sigma} u + C \\
&\leq \int_{\Sigma} |\nabla u|^2 + 2 \left(\int_{\Sigma} u \Delta \varphi - \int_{\partial\Sigma} u \partial_{\nu} \varphi \right) + \frac{4\rho}{|\Sigma|} \int_{\Sigma} u + \frac{4\rho'}{|\partial\Sigma|} \int_{\partial\Sigma} u + C \\
&= \int_{\Sigma} |\nabla u|^2 + \frac{4(\rho + \rho')}{|\Sigma|} \int_{\Sigma} u + C;
\end{aligned}$$

namely, $\mathcal{J}_{\rho, \rho'} \geq -\frac{C}{2}$.

□

We have a characterization of the values for which \mathcal{J} is *super-quadratic*, hence coercive. See also [28] (Lemmas 4.2, 4.3), [8] (Lemmas 3.4, 3.5), [4] (Lemmas 4.3, 4.4).

Lemma 3.4. *Define Λ as the set of parameters for which \mathcal{J} is bounded from below, namely*

$$(3.1) \quad \Lambda := \{(\rho, \rho') \in \mathbb{R}^2 : \mathcal{J}_{\rho, \rho'} \text{ is bounded from below}\}.$$

Then, (ρ, ρ) belongs to the interior $\mathring{\Lambda}$ of Λ if and only if there exists $C > 0$ such that

$$(3.2) \quad \mathcal{J}_{\rho, \rho'}(u) \geq \frac{1}{C} \int_{\Sigma} |\nabla u|^2 - C \quad \forall u \in H^1(\Sigma).$$

In particular, the set of parameters for which \mathcal{J} is coercive is open and coincides with $\mathring{\Lambda}$.

Proof. First of all, due to Jensen inequality one has

$$(3.3) \quad \log \int_{\Sigma} e^u \geq \frac{1}{|\Sigma|} \int_{\Sigma} u + \log |\Sigma| \quad \log \int_{\partial\Sigma} e^{\frac{u}{2}} \geq \frac{1}{|\partial\Sigma|} \int_{\partial\Sigma} u + \log |\partial\Sigma|.$$

Therefore, one sees that if $(\rho, \rho') \in \Lambda$ then $(\tilde{\rho}, \rho') \in \Lambda$ for any $\tilde{\rho} \leq \rho$. Moreover, one can argue as in the proof of Lemma 3.3 and compute $\mathcal{J}_{\rho, \rho'}$ on u plus a suitable multiple of the solution φ to (1.5), in order to switch the mean value on Σ and the mean value on $\partial\Sigma$; using this and the second inequality in (3.3), one gets that $(\tilde{\rho}, \tilde{\rho}') \in \Lambda$ if $\tilde{\rho}' \leq \rho'$.

We are left with showing that $(1 + \delta)(\rho, \rho') \in \Lambda$ if and only if (3.2) holds.

This will follow by writing

$$\mathcal{J}_{(1+\delta)\rho, (1+\delta)\rho'}(u) = (1 + \delta) \mathcal{J}_{\rho, \rho'}(u) - \frac{\delta}{2} \int_{\Sigma} |\nabla u|^2;$$

in fact, this implies that $\mathcal{J}_{(1+\delta)\rho, (1+\delta)\rho'} \geq -C$ if and only if $\mathcal{J}_{\rho, \rho'}(u) \geq \frac{\delta}{2(1+\delta)} \int_{\Sigma} |\nabla u|^2$.

□

Following the approach of [28], we introduce an auxiliary perturbation of $\mathcal{J}_{\rho, \rho'}$ in the case of non-coercive parameters. This is particularly useful because the results concerning the blow-up can be applied to its critical points.

Lemma 3.5. *Assume (ρ_0, ρ'_0) is such that there exists a sequence $u_n \in H^1(\Sigma)$ such that*

$$(3.4) \quad \int_{\Sigma} |\nabla u_n|^2 \xrightarrow{n \rightarrow +\infty} +\infty, \quad \liminf_{n \rightarrow +\infty} \frac{\mathcal{J}_{\rho_0, \rho'_0}(u_n)}{\int_{\Sigma} |\nabla u_n|^2} \xrightarrow{n \rightarrow +\infty} +\infty.$$

Then, there exists a smooth $F : H^1(\Sigma) \rightarrow \mathbb{R}$ and such that, up to subsequences,

$$(3.5) \quad 0 < F'(u) < 1, \quad F'(u) \xrightarrow{\int_{\Sigma} |\nabla u|^2 \rightarrow +\infty} 0 \text{ uniformly} \quad \inf_{H^1(\Sigma)} (\mathcal{J}_{\rho_0, \rho'_0} - F) = -\infty.$$

Proof. An elementary calculus lemma (see for instance [28], Lemma 4.4) states the following: for any two real sequences $\{a_n\}, \{b_n\}$ satisfying

$$a_n \xrightarrow{n \rightarrow +\infty} +\infty, \quad \liminf_{n \rightarrow +\infty} \frac{b_n}{a_n} \leq 0,$$

there exists a smooth $f : [0, +\infty) \rightarrow \mathbb{R}$ such that

$$0 < f'(t) < 1, \quad f'(t) \xrightarrow{t \rightarrow +\infty} 0, \quad f(a_n) - b_n \xrightarrow{n \rightarrow +\infty} +\infty.$$

Apply such a result to $a_n := \int_{\Sigma} |\nabla u_n|^2$, $b_n := \mathcal{J}_{\rho_0, \rho'_0}(u_n)$; then, $F(u) := f\left(\int_{\Sigma} |\nabla u|^2\right)$ will satisfy the required properties. \square

To extend the inequality to a wider range of parameters, we perform a blow-up analysis using results from the previous section.

Proof of (1) in Theorem 3.1. Suppose, by contradiction, that $\mathcal{J}_{\rho, \rho'}$ is not coercive for some (ρ, ρ') satisfying $\rho < 4\pi$, $\rho + \rho' < 2\pi$.

In view of Lemma 3.4, the space of coercive parameters is given by $\mathring{\Lambda}$, with Λ given by (3.1), and it is not empty because of Lemma 3.3. Therefore there will be some $(\rho_0, \rho'_0) \in \partial\Lambda$ with $\rho_0 < 4\pi$ and $\rho_0 + \rho'_0 < 2\pi$ due to Proposition 3.2.

From Lemma 3.4 we get that (3.2) does not hold true for (ρ_0, ρ'_0) , therefore (ρ_0, ρ'_0) will satisfy (3.4) and we may apply Lemma 3.5.

Now, let us take $(\rho_n, \rho'_n) \in \mathring{\Lambda}$ satisfying $(\rho_n, \rho'_n) \xrightarrow{n \rightarrow +\infty} (\rho_0, \rho'_0)$ and let us consider $\mathcal{J}_{\rho_n, \rho'_n} - F$. In view of (3.2) and the second assumption of (3.5), the new functional will be coercive for any (ρ_n, ρ'_n) , as \mathcal{J} is. Therefore, a sequence u_n of minimizers satisfying

$$\begin{cases} -(1 + F'(u_n))\Delta u_n + \frac{2(\rho_n + \rho'_n)}{|\Sigma|} = 2\rho_n \frac{K e^{u_n}}{\int_{\Sigma} K e^{u_n}} & \text{in } \Sigma, \\ (1 + F'(u_n))\partial_{\nu} u_n = 2\rho'_n \frac{h e^{\frac{u_n}{2}}}{\int_{\partial\Sigma} h e^{\frac{u_n}{2}}} & \text{on } \partial\Sigma. \end{cases}$$

Since $1 + F'(u_n) \xrightarrow{n \rightarrow +\infty} 1$ uniformly, we are in position to apply Theorem 2.1. To get a contradiction and conclude the proof we suffice to exclude both alternatives in the theorem.

Alternative (2) cannot hold true, because (ρ_0, ρ'_0) does not belong to the critical set Γ defined in (2.4). On the other hand, if alternative (1) held true, then $u_n \xrightarrow{n \rightarrow +\infty} u_0$ in $H^1(\Sigma)$, with u_0 being a minimizer of $\mathcal{J}_{\rho_0, \rho'_0} - F$. But $\mathcal{J}_{\rho_0, \rho'_0} - F$ is unbounded from below by construction, therefore this is impossible.

We found the desired contradiction and therefore completed the proof. \square

Finally, we can obtain a sharp inequality by performing a more accurate blow-up analysis.

Proof of (2) in Theorem 3.1. Fix $\rho' \in (-\infty, -2\pi)$ and take $\rho_n \nearrow_{n \rightarrow +\infty} 4\pi$.

By the first part of Theorem 3.1, $\mathcal{J}_{\rho_n, \rho'}$ is coercive, hence it admits a sequence of minimizers u_n . By writing, for any $u \in H^1(\Sigma)$,

$$\mathcal{J}_{4\pi, \rho'}(u) = \lim_{n \rightarrow +\infty} \mathcal{J}_{\rho_n, \rho'}(u) \geq \lim_{n \rightarrow +\infty} \mathcal{J}_{\rho_n, \rho'}(u_n),$$

we see that we suffice to prove that the latter sequence is uniformly bounded from below.

To this purpose, we apply blow-up analysis from Theorem 2.1 to u_n (to which in case we may add a suitable constant to verify (2.3), which does not alter the values of \mathcal{J}).

In case alternative (1) hold, then $\mathcal{J}_{\rho_n, \rho'}(u_n)$ is uniformly bounded because u_n is compact in $H^1(\Sigma)$. On the other hand, if blow-up occurs, then the blow-up set \mathcal{S} is disjoint with $\partial\Sigma$, otherwise we would have

$$4\pi\#(\mathcal{S} \cap \partial\Sigma) \xleftarrow{n \rightarrow +\infty} 2(\rho_n + \rho') \leq 8\pi + 2\rho' < 4\pi.$$

Therefore, u_n is bounded from above on $\partial\Sigma$, hence one may use inequality (1.8) to get

$$\mathcal{J}_{\rho_n, \rho'}(u_n) \geq \int_{\Sigma} \left(\frac{1}{2} |\nabla u_n|^2 + \frac{2\rho_n}{|\Sigma|} u_n \right) - 2\rho_n \log \int_{\Sigma} e^{u_n} - C \geq -C.$$

Now, fix $\rho \in (-\infty, 4\pi) \setminus \{0, 2\pi\}$ and take $(\rho_n, \rho'_n) \nearrow_{n \rightarrow +\infty} (\rho, 2\pi - \rho)$.

As in the previous case, we will suffice to show $\mathcal{J}_{\rho_n, \rho'_n}(u_n) \geq -C$ for some sequence u_n of minimizers to $\mathcal{J}_{\rho_n, \rho'_n}$. Again, we apply Theorem 2.1 to u_n .

If the first alternative occurs in the theorem, then boundedness of energy is immediate. On the other hand, if u_n blows up, then $\mathcal{S} \cap \dot{\Sigma} = \emptyset$, since otherwise we would get $2\rho_n \geq 8\pi$, therefore $\mathcal{S} \cap \partial\Sigma \neq \emptyset$.

We are then in position to apply Proposition 2.8 to get a mutual control between the two nonlinear term in \mathcal{J} . From this, we obtain:

$$\mathcal{J}_{\rho_n, \rho'}(u_n) \geq \int_{\Sigma} \left(\frac{1}{2} |\nabla u_n|^2 + \frac{2(\rho_n + \rho'_n)}{|\Sigma|} u_n \right) - 4(\rho_n + \rho'_n) \log \int_{\partial\Sigma} e^{\frac{u_n}{2}} - C.$$

Now, we can pass from the mean values on Σ to the ones on $\partial\Sigma$ by subtracting to u the solution φ to (1.5), as in the proof of Lemma 3.3; then, one concludes applying inequality (1.9). \square

Remark 3.6. The only case which is not covered by Theorem 3.1 is $(\rho, \rho') = (4\pi, -2\pi)$: we showed that $\mathcal{J}_{4\pi, -2\pi}$ is not coercive, but not whether it is bounded from below.

In fact, the proof of the theorem relies on Proposition 2.8, which does not hold for this case, as pointed out in Remark 2.9.

4. EXISTENCE OF MIN-MAX SOLUTIONS

In this subsection we prove Theorem 1.2 in the cases where the energy functional is not bounded from below, namely where N, M satisfy (1.12).

The argument consists in *comparing* very low energy sublevels \mathcal{J}^{-L} , defined in (1.11), with some spaces of barycenters, whose homology is well-known. In particular, the homology groups of \mathcal{J}^{-L} will contain a copy of the homology groups of such barycenters, which under some assumptions is not trivial. Therefore, low energy sublevels are not contractible and existence of solutions will follow.

The barycenters on a metric space \mathcal{M} is given by finitely-supported probability measures on \mathcal{M} , namely convex combinations of Dirac deltas, equipped with the Lip' topology:

$$(\mathcal{M})_K = \left\{ \sum_{i=1}^K t_i \delta_{x_i} : \sum_{i=1}^K t_i = 1, x_i \in \mathcal{M} \right\} \quad \|\mu\|_{\text{Lip}'(\mathcal{M})} := \sup_{\varphi \in \text{Lip}(\mathcal{M}), \|\varphi\|_{\text{Lip}(\mathcal{M})} \leq 1} \left| \int_{\mathcal{M}} \varphi d\mu \right|.$$

We will take as \mathcal{M} either $\partial\Sigma$ or a compact subset $\tilde{\Sigma} \Subset \Sigma$ well-separated with respect to the boundary, namely

$$(4.1) \quad \tilde{\Sigma} := \Sigma \setminus (\partial\Sigma)^\delta = \{x \in \Sigma : \text{dist}(x, \partial\Sigma) \geq \delta\},$$

with $\delta > 0$ small enough so that it is a deformation retract of Σ . In particular, taking M, N as in the statement of Theorem 1.2, we will consider the space \mathcal{X} defined by

$$(4.2) \quad \mathcal{X} := \begin{cases} (\tilde{\Sigma})_N & \text{if } N \geq M, \\ (\partial\Sigma)_M & \text{if } N < M. \end{cases}$$

Roughly speaking, if N , namely ρ , is greater, then the interior of Σ plays a more important role with respect to the boundary. This is consistent with the blow-up analysis from Theorem 2.1, where interior blow-up depends on ρ and boundary blow-up depends on the sum $\rho + \rho'$.

In the case $N < M$ we always get a noncontractible space, as $\partial\Sigma$ is always noncontractible. On the other hand, \mathcal{X} is contractible if Σ is, therefore in this last case we do not get existence of solutions, as shown by Figure 3.

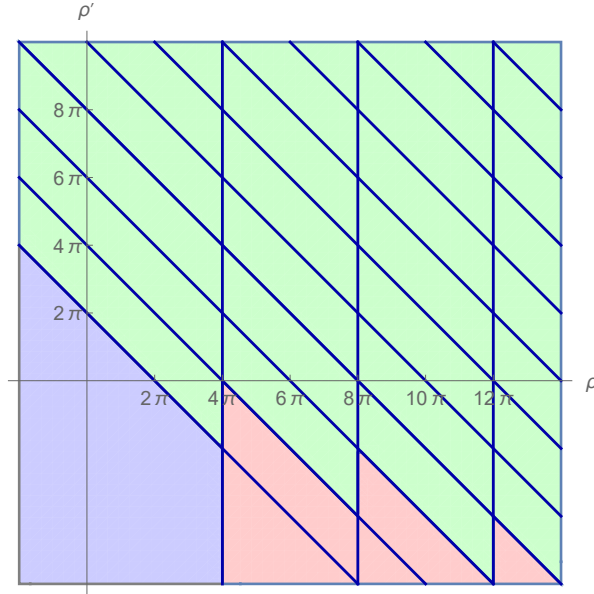


FIGURE 3. The regions where (1.4) has solutions on any Σ or on multiply connected Σ

Proposition 4.1. *Let \mathcal{J}^{-L} be defined by (1.11) and \mathcal{X} be defined by (4.2). Then, for $L \gg 0$ large enough there exist two maps*

$$\Phi : \mathcal{X} \rightarrow \mathcal{J}^{-L}, \quad \Psi : \mathcal{J}^{-L} \rightarrow \mathcal{X},$$

such that $\Psi \circ \Phi : \mathcal{X} \rightarrow \mathcal{X}$ is homotopically equivalent to the identity map.

From this it is standard to deduce Theorem 1.2, using compactness results from Theorem 2.1 and a deformation lemma from [38].

Proof of Theorem 1.2. From Proposition 4.1 and the properties of homology one gets $H_*(\mathcal{X}) \hookrightarrow H_*(\mathcal{J}^{-L})$. By assuming either $N < M$ or Σ being multiply connected we get that \mathcal{X} has some nontrivial homology groups (see [6], Lemma 3.3 in the former case and [2], Proposition 3.2 in the latter case); therefore, \mathcal{J}^{-L} also has non-trivial homology, hence is not contractible.

On the other hand, since $(\rho, \rho') \notin \Gamma$, then Corollary 2.3 holds true. Therefore, one can argue a deformation argument as in [38], Proposition 1.1 (see also [41]) to deduce that \mathcal{J}^L is a deformation retract of the whole space $H^1(\Sigma)$ if $L \gg 0$ is large enough, hence it is contractible.

Therefore, \mathcal{J}^L and \mathcal{J}^{-L} are not homotopically equivalent. Arguing again like in [38], Proposition 1.1, there must be a sequence u_n of solutions to (2.1) with $K = K_n, h = h_n$ satisfying $-L \leq \mathcal{J}_{\rho_n, \rho'_n}(u_n) \leq n$ and $(\rho_n, \rho'_n) \xrightarrow{n \rightarrow +\infty} (\rho, \rho')$. By Theorem 2.1 and the assumptions on ρ, ρ' , we have $u_n \xrightarrow{n \rightarrow +\infty} u$, the latter being a solution to (1.4). \square

Remark 4.2. One can similarly deduce multiplicity of solutions to (1.4) via Morse theory, as the homology of \mathcal{X} has been explicitly computed in [2, 18, 6] and in particular

$$\begin{aligned} N \geq M & \Rightarrow H_q(\mathcal{X}) = \begin{cases} \mathbb{Z}^{\binom{N+g-1}{g-1}} & \text{if } q = 2N - 1, \\ 0 & \text{if } q \neq 2N - 1; \end{cases} \\ N < M & \Rightarrow H_q(\mathcal{X}) = \begin{cases} \mathbb{Z}^{\binom{q-M+g+1}{g} \binom{g}{2M-q-1}} & \text{if } \max\{M-1, 2M-g-1\} \leq q \leq 2M-1, \\ 0 & \text{if } q < \max\{M-1, 2M-g-1\} \text{ or } q > 2M-1; \end{cases} \end{aligned}$$

where g is the genus of Σ .

Multiplicity will hold true only if \mathcal{J} is a Morse function; however, one can prove that this holds true for a generic choice of the potentials K, h and the metric g . For further details see [17, 2].

The rest of this section will be devoted to the proof of Proposition 4.1.

We start with the construction of the map Φ , consisting in a family of test function modeled on \mathcal{X} whose energy is arbitrarily low; this is a generalization of the construction made in Proposition 3.2. Since such test functions are very well-studied in Liouville-type problems, the proof will be sketchy.

Lemma 4.3. For any $\lambda > 0$ define $\Phi^\lambda : \mathcal{X} \rightarrow H^1(\Sigma)$ as

$$\begin{aligned} \mathcal{X} & \xrightarrow{\Phi^\lambda} H^1(\Sigma) \\ \xi = \sum_i t_i \delta_{x_i} & \mapsto \phi_\xi^\lambda(x) = \log \sum_i t_i \left(\frac{\lambda}{1 + \lambda^2 \text{dist}^2(x, x_i)} \right)^2. \end{aligned}$$

Then, $\mathcal{J}_{\rho, \rho'}(\phi_\xi^\lambda) \xrightarrow{\lambda \rightarrow +\infty} -\infty$ uniformly on \mathcal{X} .

Proof. The following estimates can be easily verified (see for instance [20, 23]):

$$\begin{aligned} \int_\Sigma |\nabla \phi_\xi^\lambda|^2 &= \begin{cases} 32N\pi \log \lambda + O(1) & \text{if } N \geq M, \\ 16M\pi \log \lambda + O(1) & \text{if } N < M; \end{cases} \\ \log \int_\Sigma K e^{\phi_\xi^\lambda} &= O(1); \\ \log \int_{\partial\Sigma} h e^{\frac{\phi_\xi^\lambda}{2}} &= \begin{cases} -\log \lambda + O(1) & \text{if } N \geq M, \\ O(1) & \text{if } N < M; \end{cases} \\ \int_\Sigma \phi_\xi^\lambda &= -2|\Sigma| \log \lambda + O(1); \end{aligned}$$

with $O(1)$ independent of ξ . Therefore, one gets

$$\mathcal{J}(\phi_\xi^\lambda) = \begin{cases} (16N\pi - 4\rho) \log \lambda + O(1) & \text{if } N \geq M, \\ (8M\pi - 4(\rho + \rho')) \log \lambda + O(1) & \text{if } N < M, \end{cases}$$

which in both cases goes uniformly to $-\infty$ as $\lambda \rightarrow +\infty$. \square

Let us now consider the map $\Psi : \mathcal{J}^{-L} \rightarrow \mathcal{X}$. Its existence will follow by showing that for any $u \in \mathcal{J}^{-L}$ the unit measure $\frac{Ke^u}{\int_\Sigma Ke^u}$ is close to a barycenter of \mathcal{X} .

The first step is an *improved* Moser–Trudinger inequality: roughly speaking, if u is spread in some different regions of Σ , then the constants $4\pi, -2\pi$ in inequality (1.10) can be multiplied by some integer numbers, depending on the number and the position of such regions. In order to do it, the following localized version of Moser–Trudinger type inequalities will be of use (see [37], Proposition 2.2 for a proof).

Proposition 4.4. *Let $\varepsilon > 0, \delta > 0$ and $\Omega_1 \subset \Sigma$ such that $\text{dist}(\Omega_1, \partial\Sigma) > \delta$. Then, there exists $C = C_{\varepsilon, \delta}$ such that for every $u \in H^1(\Sigma)$,*

$$16\pi \log \int_{\Omega_1} e^u \leq \int_{\Omega_1^\delta} |\nabla u|^2 + \varepsilon \int_\Sigma |\nabla u|^2 + \frac{16\pi}{|\Sigma|} \int_\Sigma u + C.$$

We now extend this result to the case when Ω may touch the boundary, following [14], Theorem 2.1.

Proposition 4.5. *Let $\varepsilon > 0, \delta > 0$ and $\Gamma_2 := \Omega_2 \cap \partial\Sigma \neq \emptyset$. Then, there exists $C = C_{\varepsilon, \delta}$ such that for every $u \in H^1(\Sigma)$*

$$16\pi \log \int_{\Omega_2} e^u - 16\pi \log \int_{(\Gamma_2)^\delta} e^{\frac{u}{2}} \leq \int_{\Omega_2^\delta} |\nabla u|^2 + \frac{8\pi}{|\Sigma|} \int_\Sigma u + \varepsilon \int_\Sigma |\nabla u|^2 + C.$$

Proof. First of all, as the inequality we want to prove is invariant by addition of constants, it will not be restrictive to prove it for $u \in \overline{H}^1(\Sigma)$.

Consider a smooth cut-off function g verifying

$$g(x) = \begin{cases} 1 & \text{if } x \in \Omega_2, \\ 0 & \text{if } x \in \Sigma \setminus (\Omega_2)^\delta. \end{cases}$$

Clearly $gu \in H^1(\Sigma)$, and moreover

$$\begin{aligned} 16\pi \left(\log \int_{\Omega_2} e^u - \log \int_{(\Gamma_2)^\delta} e^{\frac{u}{2}} \right) &\leq 16\pi \left(\log \int_\Sigma e^{gu} - \log \int_{\partial\Sigma} e^{\frac{gu}{2}} \right) \\ &\leq (1 + \varepsilon) \int_\Sigma |\nabla(gu)|^2 + \frac{8\pi}{|\Sigma|} \int_\Sigma gu + C, \end{aligned}$$

by inequality (1.10) with $\rho = \frac{4\pi}{1 + \varepsilon}$. Since $\int_\Sigma u = 0$, Poincaré–Wirtinger inequality gives

$$\int_\Sigma gu \leq \int_\Sigma |u| \leq C \sqrt{\int_\Sigma |\nabla u|^2} \leq \varepsilon \int_\Sigma |\nabla u|^2 + C.$$

On the other hand, applying the product rule and Cauchy inequality one has

$$\int_\Sigma |\nabla(gu)|^2 \leq \int_\Sigma \left((1 + \varepsilon)g^2 |\nabla u|^2 + \left(1 + \frac{1}{\varepsilon}\right) u^2 |\nabla g|^2 \right) \leq \int_{(\Omega_2)^\delta} |\nabla u|^2 + \varepsilon \int_\Sigma |\nabla u|^2 + C_{\varepsilon, \delta} \int_\Sigma u^2.$$

Now, for any $a > 0$, we define $\eta := |\{x \in \Sigma : u(x) \geq a\}|$ and apply the previous computations to $(u - a)^+$: we obtain

$$\begin{aligned}
16\pi \left(\log \int_{\Omega_2} e^u - \log \int_{(\Gamma_2)^{\frac{\delta}{2}}} e^{\frac{u}{2}} \right) &\leq 16\pi \left(\log \left(e^a \int_{\Omega_2} e^{(u-a)^+} \right) - \log e^{\frac{a}{2}} \int_{(\Gamma_2)^{\frac{\delta}{2}}} e^{\frac{(u-a)^+}{2}} \right) \\
(4.3) \qquad \qquad \qquad &\leq 8\pi a + \int_{(\Omega_2)^{\delta}} |\nabla u|^2 + \varepsilon \int_{\Sigma} |\nabla u|^2 + C_{\varepsilon, \delta} \int_{\Sigma} ((u-a)^+)^2.
\end{aligned}$$

To deal with the first term, we use Poincaré-Wirtinger and Cauchy inequalities:

$$(4.4) \qquad a \leq \frac{1}{\eta} \int_{\{u \geq a\}} u \leq \frac{1}{\eta} \int_{\Sigma} |u| \leq \frac{C}{\eta} \sqrt{\int_{\Sigma} |\nabla u|^2} \leq \varepsilon \int_{\Sigma} |\nabla u|^2 + \frac{C}{4\varepsilon\eta^2}.$$

On the other hand, the last term in (4.3) can be estimated using Hölder and Sobolev inequalities:

$$(4.5) \qquad \int_{\Sigma} ((u-a)^+)^2 \leq \sqrt{\eta} \sqrt{\int_{\Sigma} ((u-a)^+)^4} \leq C\sqrt{\eta} \int_{\Sigma} \left(((u-a)^+)^2 + |\nabla u|^2 \right).$$

If we choose a so large that $\eta \leq \varepsilon^2$ and ε is small enough, then (4.5) gives $\int_{\Sigma} ((u-a)^+)^2 \leq C'\varepsilon \int_{\Sigma} |\nabla u|^2$. This estimate, together with (4.3) and (4.5), concludes the proof. \square

We can now state and prove the following improved Moser–Trudinger inequality.

Lemma 4.6. *Assume $\Omega_{11}, \dots, \Omega_{1J}, \Omega_{21}, \dots, \Omega_{2K} \subset \Sigma$ and $u \in H^1(\Sigma)$ satisfy*

$$\begin{aligned}
\text{dist}(\Omega_{ij}, \Omega_{kl}) &\geq \delta, & \forall (i, j) \neq (k, l); \\
\text{dist}(\Omega_{1j}, \partial\Sigma) &\geq \delta, & \forall j = 1, \dots, J; \\
(4.6) \qquad \qquad \qquad \frac{\int_{\Omega_{ij}} e^u}{\int_{\Sigma} e^u} &\geq \delta, & \forall i, j.
\end{aligned}$$

Then, for any $\varepsilon > 0$ there exists $C = C_{\varepsilon}$ such that

$$16(J+K)\pi \log \int_{\Sigma} e^u - 16K\pi \log \int_{\partial\Sigma} e^{\frac{u}{2}} \leq (1+\varepsilon) \int_{\Sigma} |\nabla u|^2 + \frac{8\pi(2J+K)}{|\Sigma|} \int_{\Sigma} u + C.$$

Proof. First take $\Omega_{11}, \dots, \Omega_{1J}$ verifying (4.6) and apply Proposition 4.4 for each one, then

$$16\pi \log \int_{\Sigma} e^u \leq 16\pi \log \left(\frac{1}{\delta} \int_{\Omega_{1j}} e^u \right) \leq \int_{(\Omega_{1j})^{\delta}} |\nabla u|^2 + \varepsilon \int_{\Sigma} |\nabla u|^2 + \frac{16\pi}{|\Sigma|} \int_{\Sigma} u + C_{\varepsilon, \delta},$$

for $j = 1, \dots, J$. Now, take $\Omega_{21}, \dots, \Omega_{2K}$ verifying (4.6) and apply Proposition 4.5, so

$$\begin{aligned}
16\pi \left(\log \int_{\Sigma} e^u - \log \int_{\partial\Sigma} e^{\frac{u}{2}} \right) &\leq 16\pi \log \left(\frac{1}{\delta} \int_{\Omega_{2k}} e^u \right) - \log \int_{\Gamma_{2k}} e^{\frac{u}{2}} \\
&\leq \int_{(\Omega_{2k})^{\delta}} |\nabla u|^2 + \varepsilon \int_{\Sigma} |\nabla u|^2 + \frac{8\pi}{|\Sigma|} \int_{\Sigma} u + C_{\varepsilon, \delta},
\end{aligned}$$

for $k = 1, \dots, K$. Finally, we sum both previous inequalities for all j, k to get

$$\begin{aligned}
& 16(J+K)\pi \log \int_{\Sigma} e^u - 16K\pi \log \int_{\partial\Sigma} e^{\frac{u}{2}} \\
& \leq \int_{\bigcup_{i,j}(\Omega_{ij})^\delta} |\nabla u|^2 + (J+K)\varepsilon \int_{\Sigma} |\nabla u|^2 + \frac{8\pi(2J+K)}{|\Sigma|} \int_{\Sigma} u + C_{\varepsilon,\delta} \\
& \leq (1+(J+K)\varepsilon) \int_{\Sigma} |\nabla u|^2 + \frac{8\pi(2J+K)}{|\Sigma|} \int_{\Sigma} u + C_{\varepsilon,\delta},
\end{aligned}$$

which concludes the proof. \square

In order to apply Lemma 4.6 to a wider range of parameter, we need an estimate of the boundary nonlinear term by means of the interior nonlinear term. Such a result somehow contains important information about the relation between ρ and ρ' in \mathcal{J} .

The following proposition gives a sort of *monotonicity* property to the energy \mathcal{J} , not only with respect to each parameter ρ, ρ' , as shown in the proof of Lemma 3.4, but also with respect to the sum $\rho + \rho'$.

Proposition 4.7. *For any $\varepsilon > 0$ there exists a constant $C = C_\varepsilon$ such that for $u \in H^1(\Sigma)$,*

$$(4.7) \quad \log \int_{\partial\Sigma} e^{\frac{u}{2}} \leq \frac{1}{2} \log \int_{\Sigma} e^u + \varepsilon \int_{\Sigma} |\nabla u|^2 + C.$$

Proof. Take a C^∞ vector field η whose restriction to $\partial\Sigma$ is the outward normal vector field. By the Stokes' Theorem, we obtain that:

$$\int_{\partial\Sigma} e^{\frac{u}{2}} = \int_{\Sigma} \operatorname{div} \left(\eta e^{\frac{u}{2}} \right) = \int_{\Sigma} \left(\operatorname{div}(\eta) e^{\frac{u}{2}} + \eta \frac{\nabla u}{2} e^{\frac{u}{2}} \right).$$

By the smoothness of the vector field and Hölder inequality we have

$$\begin{aligned}
\int_{\Sigma} \operatorname{div}(\eta) e^{\frac{u}{2}} & \leq C \left(\int_{\Sigma} e^u \right)^{\frac{1}{2}}, \\
\int_{\Sigma} \eta \frac{\nabla u}{2} e^{\frac{u}{2}} & \leq C \int_{\Sigma} e^{\frac{u}{2}} |\nabla u| \leq C \left(\int_{\Sigma} e^u \right)^{\frac{1}{2}} \left(\int_{\Sigma} |\nabla u|^2 \right)^{\frac{1}{2}}.
\end{aligned}$$

Therefore,

$$(4.8) \quad \int_{\partial\Sigma} e^{\frac{u}{2}} \leq C \left(\int_{\Sigma} e^u \right)^{\frac{1}{2}} \left(1 + \left(\int_{\Sigma} |\nabla u|^2 \right)^{\frac{1}{2}} \right)$$

Taking logarithms in (4.8) we obtain

$$\log \int_{\partial\Sigma} e^{\frac{u}{2}} \leq \frac{1}{2} \log \int_{\Sigma} e^u + \log \left(1 + \left(\int_{\Sigma} |\nabla u|^2 \right)^{\frac{1}{2}} \right) + C.$$

Using the fact that $\log(1+t) \leq t$ for any $t \geq 0$ and the general Cauchy inequality, we obtain (4.7) as we wanted. \square

Corollary 4.8. *Under the assumptions of Lemma 4.6, $\mathcal{J}_{\rho,\rho'}$ is bounded from below for any ρ, ρ' satisfying $\rho < 4\pi(J+K)$, $\rho + \rho' < 2\pi(2J+K)$.*

Proof. We apply Lemma 4.6 with $\varepsilon > 0$ small enough to have

$$\begin{aligned}
\frac{8\pi(J+K)}{1+2\varepsilon} - 2\rho & \geq 0, & \frac{8\pi(2J+K)}{1+2\varepsilon} - 4\rho - 4\rho' & \geq 0.
\end{aligned}$$

Next, we apply Proposition 4.7 with some ε' , possibly different from ε , to be chosen later. Notice also that, due to Jensen and trace Sobolev inequalities, we have

$$\log \int_{\partial\Sigma} e^{\frac{u}{2}} \geq \frac{1}{|\partial\Sigma|} \int_{\partial\Sigma} u + \log |\partial\Sigma| \geq \frac{1}{|\Sigma|} \int_{\Sigma} u - C \sqrt{\int_{\Sigma} |\nabla u|^2} + \log |\partial\Sigma| \geq \frac{1}{|\Sigma|} \int_{\Sigma} u - \varepsilon' \int_{\Sigma} |\nabla u|^2 - C.$$

Therefore, assuming without loss of generality $\int_{\Sigma} u = 0$, we get

$$\begin{aligned} \mathcal{J}_{\rho,\rho'}(u) &\geq \frac{1+\varepsilon}{2+4\varepsilon} \int_{\Sigma} |\nabla u|^2 - 2\rho \log \int_{\Sigma} e^u - 4\rho' \log \int_{\partial\Sigma} e^{\frac{u}{2}} + \frac{\varepsilon}{2+4\varepsilon} \int_{\Sigma} |\nabla u|^2 \\ &\geq \left(\frac{8\pi(J+K)}{1+2\varepsilon} - 2\rho \right) \log \int_{\Sigma} e^u - \left(\frac{8\pi K}{1+2\varepsilon} + 4\rho' \right) \log \int_{\partial\Sigma} e^{\frac{u}{2}} + \frac{\varepsilon}{2+4\varepsilon} \int_{\Sigma} |\nabla u|^2 - C \\ &\geq \left(\frac{8\pi(2J+K)}{1+2\varepsilon} - 4\rho - 4\rho' \right) \log \int_{\partial\Sigma} e^{\frac{u}{2}} - \varepsilon' \left(\frac{8\pi(J+K)}{1+2\varepsilon} - 2\rho \right) \int_{\Sigma} |\nabla u|^2 + \frac{\varepsilon}{2+4\varepsilon} \int_{\Sigma} |\nabla u|^2 - C \\ &\geq -\varepsilon' \left(\frac{8\pi(2J+K)}{1+2\varepsilon} - 4\rho - 4\rho' + \frac{8\pi(J+K)}{1+2\varepsilon} - 2\rho \right) \int_{\Sigma} |\nabla u|^2 + \frac{\varepsilon}{2+4\varepsilon} \int_{\Sigma} |\nabla u|^2 - C \end{aligned}$$

which is bounded from below if ε' is chosen properly. \square

Thanks to Lemma 4.6, we can show that, as $\mathcal{J}_{\rho,\rho'}(u)$ is more negative, u is closer to some barycenter space. However, this space will be not be the \mathcal{X} introduced before, but rather a larger \mathcal{X}' , containing more than one *stratum* of barycenters centered at both $\overset{\circ}{\Sigma}$ and $\partial\Sigma$. In particular, \mathcal{X}' will contain combinations of J points in $\overset{\circ}{\Sigma}$ and K points in $\partial\Sigma$ satisfying either $J+K \leq N$ or $2J+K \leq M$, namely:

$$(4.9) \quad \mathcal{X}' := \begin{cases} (\Sigma)_N = \bigcup_{i=0}^N (\Sigma)_{i,N-i} & \text{if } N \geq M, \\ \bigcup_{i=0}^{M-N+1} (\Sigma)_{i,M-2i} \cup \bigcup_{i=M-N}^N (\Sigma)_{i,N-i} & \text{if } N < M; \end{cases}$$

where

$$(\Sigma)_{J,K} := \left\{ \sum_{i=1}^J t_i \delta_{p_i} + \sum_{i=1}^K s_i \delta_{q_i}; p_i \in \overset{\circ}{\Sigma}, q_i \in \partial\Sigma, \sum_{i=1}^J t_i + \sum_{i=1}^K s_i = 1 \right\}.$$

Notice that the explicit expression of \mathcal{X}' , as well as \mathcal{X} , is different in the cases $N \geq M$ and $N < M$, hinting that the two cases could be somehow different.

Lemma 4.9. *For any $\varepsilon > 0$ there exists $L = L_\varepsilon > 0$ such that any $u \in \mathcal{J}^{-L}$ satisfies*

$$\text{dist}_{\text{Lip}'(\Sigma)} \left(\frac{K e^u}{\int_{\Sigma} K e^u}, \mathcal{X}' \right) < \varepsilon,$$

where \mathcal{X}' is defined in (4.9).

Proof. We follow a rather widely-used scheme from [7] (see also [20, 6]), therefore we will be sketchy.

We suffice to show the following fact: for any $\varepsilon > 0$ there exists $L = L_\varepsilon > 0$ and $x_{11}, \dots, x_{1J} \in \Sigma, x_{21}, \dots, x_{2K} \in \partial\Sigma$ such that

$$(4.10) \quad \begin{aligned} &\text{either } J+K \leq N \\ &\text{or } 2J+K \leq M \end{aligned} \quad \text{and} \quad \frac{\int_{\bigcup_{i,j} B_\varepsilon(x_{ij})} K e^u}{\int_{\Sigma} K e^u} \geq 1 - \varepsilon.$$

In fact, arguing as in [7], Proposition 4.6, there exist $t_{11}, \dots, t_{1J}, t_{21}, \dots, t_{2K} \in [0, 1]$ such that $\sum_{i,j} t_{ij} = 1$ and

$$\xi := \sum_{i,j} t_{ij} \delta_{x_{ij}} \quad \Rightarrow \quad \text{dist}_{\text{Lip}'(\Sigma)} \left(\frac{Ke^u}{\int_{\Sigma} Ke^u}, \xi \right) < \varepsilon;$$

notice that, due to the algebraic assumptions in (4.10) and the definition of \mathcal{X}' , we have $\xi \in \mathcal{X}'$.

To show the claim (4.10), we argue by contradiction. If $\frac{\int_{\bigcup_{i,j} B_{\varepsilon}(x_{ij})} Ke^u}{\int_{\Sigma} Ke^u} < 1 - \varepsilon$ for any such x_{ij} , then we can apply a covering argument ([7], Lemma 4.4; [6], Lemma 3.16 and minor modifications) to get the following: there exist $\delta(\varepsilon) > 0$ and $x'_{11}, x'_{1J'}, x'_{21}, x'_{2K'}$ with $J' + K' \geq N + 1$, $2J' + K' \geq M + 1$ and

$$\begin{aligned} \text{dist}(x'_{ij}, x'_{kl}) &\geq \delta, & \forall (i, j) \neq (k, l); \\ \text{dist}(x'_{1j}, \partial\Sigma) &\geq \delta, & \forall j = 1, \dots, J'; \\ \frac{\int_{B_{\delta}(x_{ij})} Ke^u}{\int_{\Sigma} Ke^u} &\geq \delta, & \forall i, j. \end{aligned}$$

We are now in position to apply Lemma 4.6 with $\Omega_{ij} := B_{\delta}(x'_{ij})$ which gives, together with Corollary 4.8, $\mathcal{J}(u) \geq -C$. This proves the claim and the present proposition. \square

At this point, we need to fill the gap between the spaces \mathcal{X} and \mathcal{X}' . Actually, we show that the latter retracts on the former.

This is a crucial step in the proof of Theorem 1.2, as in some cases existence of min-max solutions may fail if one only has maps $\Phi : \mathcal{X} \rightarrow \mathcal{J}^{-L}$ and $\Psi : \mathcal{J}^{-L} \rightarrow \mathcal{X}'$ without any relation between \mathcal{X} and \mathcal{X}' .

More precisely, in the case $N \geq M$, we have an actual deformation retract, namely there is no topological loss when passing from \mathcal{X}' to the simpler \mathcal{X} . In particular, in the case of a simply connected Σ , which is not covered by Theorem 1.2, not only \mathcal{X} but also \mathcal{X}' is contractible.

Proposition 4.10. *There exists a retraction $\Pi : \mathcal{X}' \rightarrow \mathcal{X}$ such that $\Pi(\xi) = \xi$ for any $\xi \in \mathcal{X}$.*

If $N \geq M$, such a map can be taken as a deformation retract.

Proof. We divide the case $N \geq M$ and $N < M$.

If $N \geq M$ we consider a deformation retract $\pi : \Sigma \rightarrow \tilde{\Sigma}$ (see (4.1) for the definition of $\tilde{\Sigma}$) and we extend it to \mathcal{X}' via push-forward, namely applying π to any point of the support of $\xi \in \mathcal{X}'$:

$$\begin{aligned} \mathcal{X}' &\xrightarrow{\Pi} \mathcal{X} \\ \xi = \sum_i t_i \delta_{x_i} &\mapsto \sum_i t_i \delta_{\pi(x_i)}. \end{aligned}$$

Π is well-defined and continuous, because in the case $N \geq M$ we have $\mathcal{X}' = (\Sigma)_N$ (see (4.9) for the definition). Moreover, it is a retraction because $\Pi(\xi) = \xi$ if $\xi \in \mathcal{X} = \left(\tilde{\Sigma}\right)_N$.

Furthermore, Π is a deformation retract between \mathcal{X}' and \mathcal{X} because if $h : \Sigma \times [0, 1] \rightarrow \Sigma$ is a homotopical equivalence with $h(\cdot, 0) = \text{Id}_{\Sigma}$ and $h(\cdot, 1) = \pi$, then

$$H(t, \xi) := \sum_i t_i \delta_{x_i} \mapsto \sum_i t_i \delta_{h(x_i, t)}$$

is a homotopical equivalence on \mathcal{X}' with $H(\cdot, 0) = \text{Id}_{\mathcal{X}'}$ and $H(\cdot, 1) = \Pi$.

Let us now consider the case $N < M$.

This time we will map Σ onto a cone in the space $(\partial\Sigma)_2$ of barycenters centered at two points on the boundary, then we will extend the map to \mathcal{X}' via push-forward.

Take $\tilde{\Sigma}$ as before and $\Omega := \overline{\Sigma} \setminus \tilde{\Sigma}$. If $\tilde{\Sigma}$ is chosen properly, then Ω is homeomorphic to $\partial\Sigma \times [0, 1]$, with $\partial\Sigma$ corresponding to $\partial\Sigma \times \{1\}$ and $\partial\tilde{\Sigma}$ corresponding $\partial\Sigma \times \{0\}$. Now, we construct π in such a way that $\partial\Sigma$ is fixed and the whole $\tilde{\Sigma}$ is identified with a given $x_0 \in \partial\Sigma$; to properly *glue* the two conditions, we exploit the identification between Ω and $\partial\Sigma \times [0, 1]$ to linearly interpolate between the deltas centered at x_0 and at some $x \in \partial\Sigma$:

$$\begin{aligned} \Sigma &\xrightarrow{\pi} (\partial\Sigma)_2 \\ x &\mapsto \begin{cases} \delta_{x_0} & \text{if } x \in \tilde{\Sigma}, \\ (1-t)\delta_{x_0} + t\delta_y & \text{if } x = (y, t) \in \Omega, \\ \delta_x & \text{if } x = (x, 1) \in \partial\Sigma. \end{cases} \end{aligned}$$

It is clear that π is well-defined and, due to the homeomorphism between Ω and $\partial\Sigma \times [0, 1]$, it is continuous.

Figure 4 shows how the retraction behaves depending on the location of $x \in \Sigma$.

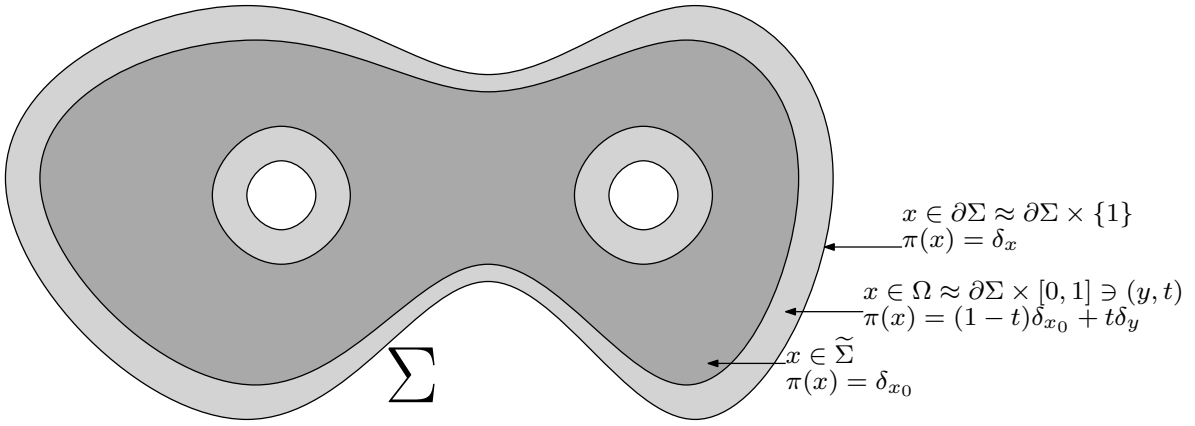


FIGURE 4. The map $\pi : \Sigma \rightarrow (\partial\Sigma)_2$

To extend π to some Π defined on the whole $\mathcal{X} = (\partial\Sigma)_M$ we set:

$$\begin{aligned} \mathcal{X}' &\xrightarrow{\Pi} \mathcal{X} \\ \xi = \sum_i t_i \delta_{x_i} &\mapsto \sum_i t_i \delta_{\pi(x_i)}. \end{aligned}$$

First of all, since $\pi(x) = x$ for any $x \in \partial\Sigma$, then $\Pi|_{\mathcal{X}} = \text{Id}_{\mathcal{X}}$.

Now, let us show that $\Pi(\xi) \in \mathcal{X}$ also for $\xi \in \mathcal{X}' \setminus \mathcal{X}$: in this case, from the definition of \mathcal{X} , ξ will be supported in at most $M-1$ points. Therefore, since $\text{supp}(\Pi(\xi)) = (\text{supp}(\xi) \cap \partial\Sigma) \cup \{x_0\}$, $\Pi(\xi)$ is supported in at most M points in $\partial\Sigma$, namely it belongs to \mathcal{X} .

Finally, from the definition we also get that Π coincides on the intersections of different strata of \mathcal{X} and it is continuous, therefore it is the desired retraction. \square

We have now all the tools to get the proof of Proposition 4.1.

Proof of Proposition 4.1. We take $\Phi := \Phi^{\lambda_0}$ as in Lemma 4.3, with $\lambda_0 = \lambda_0(L)$ so large that $\Phi(\xi) \leq -L$ for any $\xi \in \mathcal{X}$. Lemma 4.3 ensures that this can be done for any $L > 0$, which will be chosen later.

As for Ψ , we exploit Lemma 4.9 and the fact that \mathcal{X}' is an Euclidean deformation retract, as each stratum is a Euclidean deformation retract. One can prove the latter fact by arguing as in [7], Appendix A, or show the former fact by adapting the proof of [6], Lemma 3.1.

Therefore, for $\varepsilon_0 > 0$ small enough we have a projection

$$\pi : \{\mu \in M(\Sigma) : \text{dist}_{\text{Lip}'}(\mu, \mathcal{X}') < \varepsilon_0\} \mapsto \mathcal{X}',$$

where $M(\Sigma)$ is the space of signed measures on Σ equipped with Lip' topology.

We then apply Lemma 4.9 with $\varepsilon = \varepsilon_0$, hence for $L = L_\varepsilon$ we have

$$\psi \left(\frac{Ke^u}{\int_\Sigma Ke^u} \right) \in \mathcal{X}' \quad \forall u \in \mathcal{J}^{-L}.$$

Finally, to define Ψ we need to pass from \mathcal{X}' to \mathcal{X} , which we will use the map Π defined in Proposition 4.10: we set

$$\Psi(u) := \Pi \circ \psi \left(\frac{Ke^u}{\int_\Sigma Ke^u} \right)$$

To get the homotopy between $\Phi \circ \Psi$ and the identity map on \mathcal{X} , we just let λ go to $+\infty$ in the definition of Φ , namely:

$$\begin{aligned} \mathcal{X} \times [0, 1] &\xrightarrow{H} \mathcal{X} \\ (\xi, t) &\mapsto \begin{cases} \Psi \circ \Phi^{\frac{\lambda_0}{1-t}} = \Pi \circ \psi \left(\frac{Ke^{\phi_\xi^{\frac{\lambda_0}{1-t}}}}{\int_\Sigma Ke^{\phi_\xi^{\frac{\lambda_0}{1-t}}}} \right) & \text{if } t < 1, \\ \xi & \text{if } t = 1. \end{cases} \end{aligned}$$

In fact, by the construction of Φ , one has $\frac{Ke^{\phi_\xi^\lambda}}{\int_\Sigma Ke^{\phi_\xi^\lambda}} \xrightarrow{\lambda \rightarrow +\infty} \xi$; moreover, being ψ a retraction one has $\psi(\mu_n) \xrightarrow{n \rightarrow +\infty} \mu$ for any sequence of measures satisfying $\mu_n \xrightarrow{n \rightarrow +\infty} \mu$. Therefore, since Π is also a retraction, we get the continuity of H at $t = 1$, which concludes the proof. \square

Acknowledgements: This paper is a part of the project “The prescribed Gaussian and geodesic curvatures problem” funded by Mathematisches Forschungsinstitut Oberwolfach as an Oberwolfach Leibniz Fellow. R.L-S. is currently funded under Juan de la Cierva Formación fellowship (FJCI-2017-33758) supported by the Ministry of Science, Innovation and Universities.

L.B. wants to express his gratitude to the Mathematisches Forschungsinstitut Oberwolfach for the kind hospitality received during his visit in October 2018.

R.L-S. wants to express his gratitude to the Mathematics and Physics Department of Roma Tre University for the kind hospitality received during his visit in June 2019.

REFERENCES

- [1] Jun Bao, Lihe Wang, and Chunqin Zhou. Blow-up analysis for solutions to Neumann boundary value problem. *J. Math. Anal. Appl.*, 418(1):142–162, 2014.
- [2] Daniele Bartolucci, Francesca De Marchis, and Andrea Malchiodi. Supercritical conformal metrics on surfaces with conical singularities. *Int. Math. Res. Not. IMRN*, (24):5625–5643, 2011.
- [3] Luca Battaglia. Existence and multiplicity result for the singular Toda system. *J. Math. Anal. Appl.*, 424(1):49–85, 2015.
- [4] Luca Battaglia. Moser-Trudinger inequalities for singular Liouville systems. *Math. Z.*, 282(3-4):1169–1190, 2016.
- [5] Luca Battaglia. B_2 and G_2 Toda systems on compact surfaces: a variational approach. *J. Math. Phys.*, 58(1):011506, 25, 2017.

- [6] Luca Battaglia. A general existence result for stationary solutions to the Keller-Segel system. *Discrete Contin. Dyn. Syst.*, 39(2):905–926, 2019.
- [7] Luca Battaglia, Aleks Jevnikar, Andrea Malchiodi, and David Ruiz. A general existence result for the Toda system on compact surfaces. *Adv. Math.*, 285:937–979, 2015.
- [8] Luca Battaglia and Andrea Malchiodi. A Moser-Trudinger inequality for the singular Toda system. *Bull. Inst. Math. Acad. Sin. (N.S.)*, 9(1):1–23, 2014.
- [9] Luca Battaglia and Andrea Malchiodi. Existence and non-existence results for the $SU(3)$ singular Toda system on compact surfaces. *J. Funct. Anal.*, 270(10):3750–3807, 2016.
- [10] Simon Brendle. A family of curvature flows on surfaces with boundary. *Math. Z.*, 241(4):829–869, 2002.
- [11] Haïm Brezis and Frank Merle. Uniform estimates and blow-up behavior for solutions of $-\Delta u = V(x)e^u$ in two dimensions. *Comm. Partial Differential Equations*, 16(8-9):1223–1253, 1991.
- [12] K. C. Chang and J. Q. Liu. A prescribing geodesic curvature problem. *Math. Z.*, 223(2):343–365, 1996.
- [13] Sun-Yung A. Chang and Paul C. Yang. Conformal deformation of metrics on S^2 . *J. Differential Geom.*, 27(2):259–296, 1988.
- [14] Wen Xiong Chen and Congming Li. Prescribing Gaussian curvatures on surfaces with conical singularities. *J. Geom. Anal.*, 1(4):359–372, 1991.
- [15] Pascal Cherrier. Problèmes de Neumann non linéaires sur les variétés riemanniennes. *J. Funct. Anal.*, 57(2):154–206, 1984.
- [16] Sergio Cruz-Blázquez and David Ruiz. Prescribing Gaussian and geodesic curvature on disks. *Adv. Nonlinear Stud.*, 18(3):453–468, 2018.
- [17] Francesca De Marchis. Generic multiplicity for a scalar field equation on compact surfaces. *J. Funct. Anal.*, 259(8):2165–2192, 2010.
- [18] Francesca De Marchis and Rafael López-Soriano. Existence and non existence results for the singular Nirenberg problem. *Calc. Var. Partial Differential Equations*, 55(2):Art. 36, 35, 2016.
- [19] Francesca De Marchis, Rafael López-Soriano, and David Ruiz. Compactness, existence and multiplicity for the singular mean field problem with sign-changing potentials. *J. Math. Pures Appl. (9)*, 115:237–267, 2018.
- [20] Zindine Djadli and Andrea Malchiodi. Existence of conformal metrics with constant Q -curvature. *Ann. of Math. (2)*, 168(3):813–858, 2008.
- [21] G. Dunne. *Self-dual Chern-Simons Theories*. Lecture notes in physics. New series m: Monographs. Springer, 1995.
- [22] José A. Gálvez and Pablo Mira. The Liouville equation in a half-plane. *J. Differential Equations*, 246(11):4173–4187, 2009.
- [23] Yu-Xia Guo and Jia-Quan Liu. Blow-up analysis for solutions of the Laplacian equation with exponential Neumann boundary condition in dimension two. *Commun. Contemp. Math.*, 8(6):737–761, 2006.
- [24] Hichem Hamza. Sur les transformations conformes des variétés riemanniennes à bord. *J. Funct. Anal.*, 92(2):403–447, 1990.
- [25] Fengbo Hang and Xiaodong Wang. A new approach to some nonlinear geometric equations in dimension two. *Calc. Var. Partial Differential Equations*, 26(1):119–135, 2006.
- [26] Aleks Jevnikar, Sadok Kallel, and Andrea Malchiodi. A topological join construction and the Toda system on compact surfaces of arbitrary genus. *Anal. PDE*, 8(8):1963–2027, 2015.
- [27] Asun Jiménez. The Liouville equation in an annulus. *Nonlinear Anal.*, 75(4):2090–2097, 2012.
- [28] Jürgen Jost and Guofang Wang. Analytic aspects of the Toda system. I. A Moser-Trudinger inequality. *Comm. Pure Appl. Math.*, 54(11):1289–1319, 2001.
- [29] Jürgen Jost, Guofang Wang, and Chunqin Zhou. Metrics of constant curvature on a Riemann surface with two corners on the boundary. *Ann. Inst. H. Poincaré Anal. Non Linéaire*, 26(2):437–456, 2009.
- [30] Jürgen Jost, Guofang Wang, Chunqin Zhou, and Miaomiao Zhu. The boundary value problem for the super-Liouville equation. *Ann. Inst. H. Poincaré Anal. Non Linéaire*, 31(4):685–706, 2014.
- [31] C. H. Lai, editor. *Selected papers on gauge theory of weak and electromagnetic interactions*. World Scientific Publishing Co., Singapore, 1981.
- [32] Yan Yan Li and Itai Shafrir. Blow-up analysis for solutions of $-\Delta u = V e^u$ in dimension two. *Indiana Univ. Math. J.*, 43(4):1255–1270, 1994.
- [33] Yuxiang Li and Pan Liu. A Moser-Trudinger inequality on the boundary of a compact Riemann surface. *Math. Z.*, 250(2):363–386, 2005.
- [34] J. Liouville. Sur l'équation aux différences partielles $\frac{d^2 \log \lambda}{du dv} + \lambda^2 \alpha^2 = 0$. *J. Math. Pures Appl.*, 8:71–72, 1853.
- [35] Pan Liu and Wei Huang. On prescribing geodesic curvature on D^2 . *Nonlinear Anal.*, 60(3):465–473, 2005.
- [36] Rafael López-Soriano, Andrea Malchiodi, and David Ruiz. Conformal metrics with prescribed Gaussian and geodesic curvatures. *submitted*, [arXiv:1806.11533](https://arxiv.org/abs/1806.11533).
- [37] Rafael López-Soriano and David Ruiz. Prescribing the Gaussian curvature in a subdomain of \mathbb{S}^2 with Neumann boundary condition. *J. Geom. Anal.*, 26(1):630–644, 2016.
- [38] Marcello Lucia. A deformation lemma with an application to a mean field equation. *Topol. Methods Nonlinear Anal.*, 30(1):113–138, 2007.
- [39] Andrea Malchiodi and David Ruiz. A variational analysis of the Toda system on compact surfaces. *Comm. Pure Appl. Math.*, 66(3):332–371, 2013.
- [40] J. Moser. A sharp form of an inequality by N. Trudinger. *Indiana Univ. Math. J.*, 20:1077–1092, 1970/71.

- [41] Michael Struwe. The existence of surfaces of constant mean curvature with free boundaries. *Acta Math.*, 160(1-2):19–64, 1988.
- [42] Gabriella Tarantello. *Selfdual gauge field vortices*, volume 72 of *Progress in Nonlinear Differential Equations and their Applications*. Birkhäuser Boston, Inc., Boston, MA, 2008. An analytical approach.
- [43] Neil S. Trudinger. Remarks concerning the conformal deformation of Riemannian structures on compact manifolds. *Ann. Scuola Norm. Sup. Pisa (3)*, 22:265–274, 1968.
- [44] Yisong Yang. *Solitons in field theory and nonlinear analysis*. Springer Monographs in Mathematics. Springer-Verlag, New York, 2001.
- [45] Lei Zhang. Classification of conformal metrics on \mathbf{R}_+^2 with constant Gauss curvature and geodesic curvature on the boundary under various integral finiteness assumptions. *Calc. Var. Partial Differential Equations*, 16(4):405–430, 2003.

LUCA BATTAGLIA, UNIVERSITÀ DEGLI STUDI ROMA TRE, DIPARTIMENTO DI MATEMATICA E FISICA, LARGO S. LEONARDO MURIALDO 1, 00146 ROMA, ITALY.

E-mail address: lbattaglia@mat.uniroma3.it

RAFAEL LÓPEZ-SORIANO, UNIVERSITAT DE VALÈNCIA, DEPARTAMENTO DE ANÁLISIS MATEMÁTICO, DR. MOLINER 50, 46100 BURJASSOT (VALÈNCIA), SPAIN.

E-mail address: rafael.lopez-soriano@uv.es