

On the performance of residual block design alternatives in convolutional neural networks for end-to-end audio classification

Javier Naranjo-Alcazar¹, Sergi Perez-Castanos¹, Irene Martin-Morato², Pedro Zuccarello¹, Maximo Cobos²

¹ Visualfy, Benisanó, Spain

² Universitat de València, València, Spain

¹ {javier.naranjo, sergi.perez, pedro.zuccarello}@visualfy.com

² {irene.martin, maximo.cobos}@uv.es

Abstract—Residual learning is a recently proposed learning framework to facilitate the training of very deep neural networks. Residual blocks or units are made of a set of stacked layers, where the inputs are added back to their outputs with the aim of creating identity mappings. In practice, such identity mappings are accomplished by means of the so-called skip or residual connections. However, multiple implementation alternatives arise with respect to where such skip connections are applied within the set of stacked layers that make up a residual block. While ResNet architectures for image classification using convolutional neural networks (CNNs) have been widely discussed in the literature, few works have adopted ResNet architectures so far for 1D audio classification tasks. Thus, the suitability of different residual block designs for raw audio classification is partly unknown. The purpose of this paper is to analyze and discuss the performance of several residual block implementations within a state-of-the-art CNN-based architecture for end-to-end audio classification using raw audio waveforms. For comparison purposes, we analyze as well the performance of the residual blocks under a similar 2D architecture using a conventional time-frequency audio representation as input. The results show that the achieved accuracy is considerably dependent, not only on the specific residual block implementation, but also on the selected input normalization.

Index Terms—Audio classification, Convolutional Neural Networks, Residual Learning, Sound Event Detection, Urban-Sound8k

I. INTRODUCTION

Audio event classification (AEC) is the problem of categorizing an audio sequence into exclusive classes [1, 7, 23]. Basically, AEC is aimed at recognizing and understanding the acoustic environment based on sound information. This is usually treated as a supervised learning problem where a set of text-labels (such as siren, dog barking, etc.) describe the content of the different sound clips. In contrast to classical classification schemes based on feature extraction followed by classification, Deep Neural Networks (DNNs) [14] reduce these steps by working as feature extractors and classifiers altogether. Amongst the many different deep learning techniques the ones based on Convolutional Neural Networks (CNNs) have shown very successful results in areas such as image classification or verification [4, 13, 20, 21]. CNNs are able to

learn spatial or time invariant features from pixels (i.e. image) or from time-domain waveforms (i.e. audio signals). Several convolutional layers can be stacked to get different levels of representation of the input signal. Recently, CNNs have been proposed to treat audio related problems such as sound event detection or audio tagging, amongst many others [11, 22, 24].

Although audio signals are natively one-dimensional sequences, most state-of-the-art approaches to audio classification based on CNNs use a two dimensional (2D) input [2, 3]. Usually, these 2D inputs computed from the audio signal are well-known time-frequency representations such as Mel-spectrograms or the output of constant-Q transform (CTQ) filterbanks. Time-frequency 2D audio representations are able to accurately extract acoustically meaningful patterns but require a set of parameters to be specified, such as the window type and length or the hop size, which may have different optimal settings depending on the particular problem being treated or the particular type of input signals. In order to overcome these problems and providing an end-to-end solution, other approaches have proposed the use of 1D convolutions accepting the raw audio as input. Recent works show satisfactory results using these last kind of inputs and architectures [6, 8, 15, 16, 18]. Note, however, that optimizing CNN hyperparameters is a challenging issue [5].

The present work is focused on the analysis of the performance of a particular CNN architecture, called Residual Network (ResNet), fed with 1D audio data. The ResNet architecture was first introduced in [9] with the purpose of dealing with the vanishing gradient issue. The core idea of ResNet is to introduce the so-called *identity weight shortcut connection* that skips one or more layers and adds the input of such layers to their stacked output. After the first residual unit was presented in [9], an exhaustive analysis of different variations of such a configuration was done for CNNs with 2D input signals to tackle the image classification problem [10], nevertheless, such a study has not been carried out for the case of audio classification using 1D input waveforms [16].

The main objective of the present work is to analyze

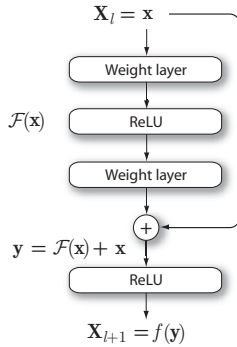


Figure 1: Originally proposed residual block or unit [9].

the performance of a 1D ResNet architecture for raw audio classification under alternative residual block designs. To this end, six different residual block implementations are tested, each of them providing a varying scheme with regard to where identity mappings are created. All of them are analyzed under the common baseline architecture of [6], which presented a 1D CNN for raw audio waveform classification using the public urban-sound database UrbanSound8k ¹.

For comparison purposes, the performance of a 2D equivalent structure using a 2D time-frequency-based input representation is also provided. The experiments reveal that, while competitive results are obtained by such 1D ResNet architectures, the performance of a given residual block design is very dependent on the selected raw input normalization, which also motivates the use of 1D residual CNNs over 2D audio representations.

II. BACKGROUND

The original residual block proposed in [9] is shown in Fig. 1. Consider $\mathcal{H}(\mathbf{x})$ an underlying mapping to be fit by a set of stacked layers, where \mathbf{x} is the input to the first of such layers. Residual blocks are designed to let such layers approximate a residual function, $\mathcal{F}(\mathbf{x}) := \mathcal{H}(\mathbf{x}) - \mathbf{x}$, which means that the original function can be expressed as $\mathcal{H}(\mathbf{x}) = \mathcal{F}(\mathbf{x}) + \mathbf{x}$. The motivation of using residual blocks comes from the intuition that it may be easier to optimize the above residual mapping than to optimize the original, unreferenced mapping. A straightforward way of implementing residual learning is by adding shortcut connections performing identity mapping. In such connections, the input to the set of layers \mathbf{x} is added back to their output, so that $\mathbf{y} = \mathbf{x} + \mathcal{F}(\mathbf{x})$. The function $\mathcal{F}(\mathbf{x})$ represents the residual to be learned by a set of stacked layers of the CNN, where the weight layers are convolutional. In the original residual block, Rectified linear unit (ReLU) activation is applied to the result after each identity mapping, resulting in a final output $f(\mathbf{y})$ that acts as input to the next residual block, where $f(\cdot)$ denotes the ReLU function. Thus, in general, the input to the l -th block, \mathbf{X}_l , is the output from the previous block and its output becomes the input to the next one, \mathbf{X}_{l+1} . Note that shortcut connections do not add extra parameters

nor additional computational cost. Thus, deeper networks can be trained with little additional effort, reducing substantially vanishing-gradient problems. Note, however, that CNNs often include Batch Normalization (BN) layers and vary in regards to where the activation function is applied. Therefore, the performance of residual learning may also depend both on the order followed by these layers and on the selected point at which shortcut connections are established. In [10], a careful discussion on identity mappings is provided, proposing the use of pre-activated residual units where f is also an identity mapping, i.e. $\mathbf{X}_{l+1} = \mathbf{y}_l$. Such slight modification is shown to benefit the training process and to achieve better results in image recognition tasks. However, such analysis has only been performed for 2D architectures and, to the best of the authors' knowledge, a similar study analyzing residual blocks in 1D CNNs has not been addressed. The next section presents the residual block alternatives considered in this work.

III. NETWORK ARCHITECTURE

All of the networks proposed in [6], labeled as M3, M5, M11, M18 and M34-res in the original paper, share the same philosophy: they are fully-convolutional, intercalating convolutional and pooling layers. Fully-convolutional networks are, usually, able to obtain better generalization in the classified categories, whereas, fully-connected layers at the end of the network are more prone to show overfitting. In [6], the convolutional layers are configured with small receptive fields, with the exception of the first layer, whose receptive field is bigger in order to emulate a band-pass filter. Therefore, temporal resolution is reduced in the first two layers with large convolution and max pooling strides. After these layers, resolution reduction is complemented by doubling the number of filters in specific layers. Finally, after the last residual unit, global average pooling is applied to reduce each feature into a single value by averaging the activation across the input. To study the behavior of a given residual block (RB), this paper focuses on the M34-res architecture ([6]) proposed for raw audio waveforms, which follows the general architecture shown in Fig. 2.

Six different RB implementation alternatives are analyzed: the original block proposed by He *et al.* [9] plus the other four blocks proposed by the same authors in [10] and the one introduced by Dai *et al.* in [6] (see Fig. 3). In the ResNets, the convolutional layers are replaced by the different RBs. To isolate the effect of these blocks from the rest of parameters of the network, the number of filters, the receptive field size and the number of convolutional layers remain the same as in [6]. The analyzed residual blocks are the following:

- **RB1 [9]**: the input is first convolved and the output of the second convolution is the input of a batch normalization layer. After the addition, ReLU activation is applied.
- **RB2 [10]**: the input is first convolved and no post-processing is done after the second convolution. The output of the addition is normalized and then activated using the ReLU function.

¹<https://urbansounddataset.weebly.com/urbansound8k.html>

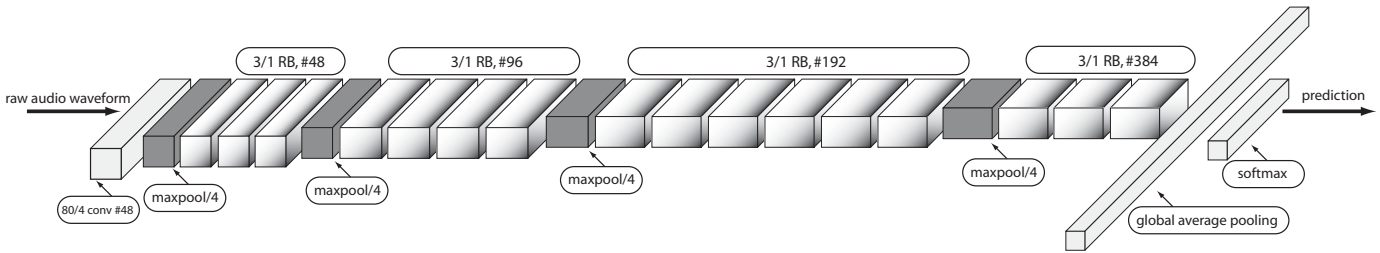


Figure 2: Network analyzed [6]. The architecture is explained as follows: [80/4, #48] denotes a layer with 48 filters, 80 of kernel size and stride equal to 4. RB blocks are indicated with kernel size, stride and number of filters. Each block of the diagram represents a layer.

- **RB3 [10]**: the input is first convolved as in [6] and its activation is performed before the addition.
- **RB4 [10]**: the input is first passed through a ReLU activation layer and then normalized after the second convolution. There are no layers after the addition.
- **RB5 [10]**: the input is first normalized and there are no layers after the second convolution as well as after the addition.
- **RB6 [6]**: the input is first convolved and the output of the second convolution is the input of a batch normalization layer. After the addition, a new normalization is applied followed by ReLU activation.

The M34-res presented in [6] has 4,001,242 parameters. RB5 has 3,988,570 parameters and the others have 3,989,914 parameters. Drop-out layers have not been implemented neither after the pooling layers nor in the residual block.

Since ResNet architectures were originally proposed for image classification and many state-of-the-art audio classification systems are based on 2D time-frequency representations, we also tested the above RBs using a 2D ResNet-based CNN. The 2D architecture is a slim version of the previously described network, which accepts as input a log-Mel-spectrogram with 64 filters, using a window length of 40 ms with 50% overlap. Frequency channels are scaled to zero mean and unit standard deviation, resulting in an input shape of 64×199 . When the audio input is shorter than 4 seconds, the spectrogram is correspondingly padded with zeros on the time axis. As the network would have a huge number of parameters, some modifications have been applied to make the resulting network comparable to the 1D case. The first convolution and pooling layers are applied on the time axis by means of 1×80 convolution and 1×4 maxpooling. Note, however, that the rest of parameters are two-dimensional, as specified in Table I. The number of repetitions of the RB blocks have been also modified to get a similar number of parameters, resulting in a 2D network with 4.16M parameters.

IV. EXPERIMENTAL DETAILS

A. Dataset and implementation details

As in [6], the experimental setup of the present work is based on UrbanSound8k [19], a public sound-database that contains 8732 sound clips of duration of up to 4 seconds with

$[(3,3) \text{ RB, \#48}] \times 1$
(4,4) max pooling
$[(3,3) \text{ RB, \#96}] \times 2$
(4,4) max pooling
$[(3,3) \text{ RB, \#192}] \times 3$
(4,4) max pooling
$[(3,3) \text{ RB, \#384}] \times 1$
(4,4) max pooling
global average pooling
softmax

Table I: Slim version of the residual-based architecture for 2D audio representations.

10 different classes such as dog barking, car horn, drilling, etc. Following a 10-fold criteria, 7895 sounds are used for training and 837 for validation. Clips were resampled to 8 kHz and padded with zeros to reach 4 s length if necessary.

The optimizer used was Adam [12]. The models were trained with a maximum of 400 epochs. Batch size was set to 128. The learning rate started with a value of 0.001 decreasing with a factor of 0.2 in case of no improvement in the validation accuracy after 15 epochs. The initialization method was glorot-uniform and all weight parameters were subject to L2 regularization with a 0.0001 coefficient [6]. Keras with Tensorflow backend were used to implement the models in the experiments. The audio manipulation module used in this work was LibROSA [17].

V. RESULTS

Table II shows the results obtained for the different experiments carried out in this paper. The results show that minor changes in the implementation of residual units across a baseline architecture have a considerable impact on the overall classification performance of the network. Moreover, the changes in performance are also very dependent on the selected input normalization. Interestingly, the best performances are obtained for different combinations of residual units and input normalizations, suggesting that different RB implementations may benefit better from different input pre-processings.

As an example of such different behaviour under subtle implementation changes, consider the results obtained for

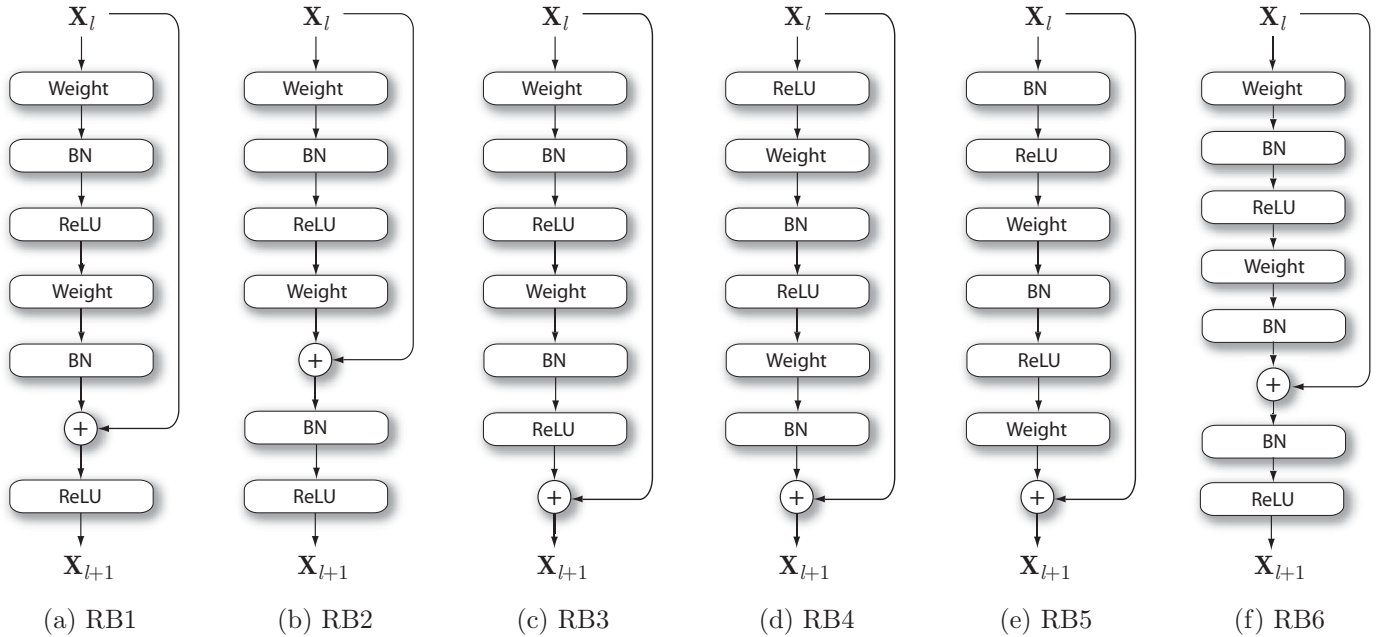


Figure 3: Residual units implemented in this work. RB1 to RB5 (a-e) were first introduced in [10], whereas RB6 (f) was presented in [6].

RB1, RB2 and RB3. All of these RBs are made of stacked layers following the same order, but they differ in the way that batch normalization and activation are considered by the identity mappings. While RB3 includes the output of both layers before the addition, RB2 and RB1 apply one or both of them after the shortcut connection. The performance of RB3 is considerably worse than that of RB1 and RB2, indistinctly of the selected normalization. On the other hand, the pre-activation schemes followed by RB4 and RB5 provide better performance, comparable to that of RB1 and RB2. This result is in agreement with the observations of [10] for image recognition, where pre-activation with ReLU/BN before addition were shown to ease optimization and improve regularization.

The results obtained with raw audio with no normalization are less accurate than when using normalized inputs. According to our implementation, the RB6 baseline architecture reaches 69.65% of validation accuracy for non-normalized audio inputs. This value is improved only by RB2 and RB5, with validation accuracies of 72.52% and 71.45%, respectively. This result shows that when batch normalization is applied in a post-activation or pre-activation fashion, the input normalization operation seems to be compensated by the network. Note, however, that for inputs normalized to the maximum absolute value, the RB6 baseline increases its validation accuracy to 72.16%. In this case the baseline is outperformed not only by RB2 and RB5, but also by RB1. The optimal residual block is RB1 with 74.79% accuracy. Interestingly, when audio clips are normalized to zero mean and unit standard deviation (as in [6]), the RB6 baseline is also improved by RB4, which increases significantly its accuracy to 75.15%, reaching the

best result out of all the tested configurations.

With respect to the 2D architecture using log-Mel-spectrograms as input representation, the results are not as good as for the 1D architectures. The reason may be in the loss of depth that results from reducing the number of training parameters, which may affect the generalization capability of the network. Moreover, the behavior of the network seems to be extremely dependent on the RB choice, as during training it was observed that the network tended to overfit the training set in few epochs (RB2, RB6, RB5), or it converged to a low accuracy value both in training and validation (RB1, RB3). Therefore, the architectures that show promising results are RB5 and RB6 with 69.65% and 69.06% accuracy, respectively, but without reaching the performance of the 1D architecture. However, since the results confirm that the accuracy is very dependent on the particular choice of residual unit and input normalization, it is also expected that different 2D audio representations will also affect considerably the final performance, complicating substantially the design of the network.

VI. CONCLUSION

In this work, the performance of different residual units within a 1D CNN for end-to-end audio classification has been analyzed. While residual learning has been widely used in image recognition tasks, only few works have adopted ResNet architectures for audio-related tasks. With the objective of analyzing the RB alternatives, a baseline ResNet network [6] for audio waveform classification has been selected. In addition, a similar 2D structure trained on audio log-Mel-Spectrograms has been also analyzed for comparison purposes. The results show that the performance achieved by a given RB is highly dependent on the selected input normalization,

Audio pre-processing	Accuracy	RB1	RB2	RB3	RB4	RB5	RB6
No	Validation acc	67.14%	72.52%	66.19%	68.81%	71.45%	69.65%
	Training acc	97.77%	99.31%	91.06%	98.40%	95.18%	99.15%
Scale max	Validation acc	74.79%	74.55%	63.20%	71.80%	73.35%	72.16%
	Training acc	99.86%	99.98%	88.56%	97.82%	99.81%	99.98%
Mean 0 Std 1	Validation acc	72.64%	71.92%	63.80%	75.15%	72.76%	71.80%
	Training acc	99.77%	100%	77.59%	99.96%	99.27%	99.72%
log Mel-Spectrogram	Validation acc	54.12%	65.59%	51.97%	65.83%	69.65%	69.06%
	Training acc	66.35%	100%	60.67%	88.45%	99%	100%

Table II: M34-res results with different normalization of the input signal and different residual blocks.

outperforming in some cases the baseline network. Moreover, the 1D networks achieved better results than the 2D ones, and tended to be easier to train. Thus, since the performance varies widely across RBs depending on the input, the design of ResNet architectures for 2D audio input representations could be significantly complex due to the variety of time-frequency transforms and the number of hyperparameters involved.

ACKNOWLEDGEMENT

This project has received funding from the European Union’s Horizon 2020 research and innovation programme under grant agreement No 779158, and from the Spanish Government under project RTI2018-097045-B-C21. The participation of Dr. Pedro Zuccarelli in this work is partially supported by Torres Quevedo fellowship PTQ-17-09106 from the Ministry of Science, Innovation and Universities from Spain.

The work of Irene Martin was supported by the Spanish Government grant FPU14/06329.

REFERENCES

[1] S. Adavanne and T. Virtanen. A report on sound event detection with different binaural features. *arXiv preprint arXiv:1710.02997*, 2017.

[2] E. Cakır, T. Heittola, and T. Virtanen. Domestic audio tagging with convolutional neural networks. *IEEE AASP Challenge on Detection and Classification of Acoustic Scenes and Events (DCASE 2016)*, 2016.

[3] E. Cakır, G. Parascandolo, T. Heittola, H. Huttunen, and T. Virtanen. Convolutional recurrent neural networks for polyphonic sound event detection. *IEEE/ACM Transactions on Audio, Speech, and Language Processing*, 25(6):1291–1303, 2017.

[4] F. Chollet. Xception: Deep learning with depthwise separable convolutions. In *Proceedings of the IEEE conference on computer vision and pattern recognition*, pages 1251–1258, 2017.

[5] H. Cui and J. Bai. A new hyperparameters optimization method for convolutional neural networks. *Pattern Recognition Letters*, 2019.

[6] W. Dai, C. Dai, S. Qu, J. Li, and S. Das. Very deep convolutional neural networks for raw waveforms.

In *2017 IEEE International Conference on Acoustics, Speech and Signal Processing (ICASSP)*, pages 421–425. IEEE, 2017.

[7] P. Foggia, N. Petkov, A. Saggese, N. Strisciuglio, and M. Vento. Reliable detection of audio events in highly noisy environments. *Pattern Recognition Letters*, 65:22 – 28, 2015.

[8] Y. Gong and C. Poellabauer. How do deep convolutional neural networks learn from raw audio waveforms? 2018.

[9] K. He, X. Zhang, S. Ren, and J. Sun. Deep residual learning for image recognition. In *Proceedings of the IEEE conference on computer vision and pattern recognition*, pages 770–778, 2016.

[10] K. He, X. Zhang, S. Ren, and J. Sun. Identity mappings in deep residual networks. In *European conference on computer vision*, pages 630–645. Springer, 2016.

[11] S. Hershey, S. Chaudhuri, D. P. Ellis, J. F. Gemmeke, A. Jansen, R. C. Moore, M. Plakal, D. Platt, R. A. Saurous, B. Seybold, et al. Cnn architectures for large-scale audio classification. In *2017 IEEE International Conference on Acoustics, Speech and Signal Processing (ICASSP)*, pages 131–135. IEEE, 2017.

[12] D. P. Kingma and J. Ba. Adam: A method for stochastic optimization. *arXiv preprint arXiv:1412.6980*, 2014.

[13] A. Krizhevsky, I. Sutskever, and G. E. Hinton. Imagenet classification with deep convolutional neural networks. In *Advances in neural information processing systems*, pages 1097–1105, 2012.

[14] Y. LeCun, Y. Bengio, and G. Hinton. Deep learning. *nature*, 521(7553):436, 2015.

[15] J. Lee, J. Park, K. Kim, and J. Nam. Samplecnn: End-to-end deep convolutional neural networks using very small filters for music classification. *Applied Sciences*, 8(1):150, 2018.

[16] J. Lee, J. Park, K. L. Kim, and J. Nam. Sample-level deep convolutional neural networks for music auto-tagging using raw waveforms. *arXiv preprint arXiv:1703.01789*, 2017.

[17] B. McFee, C. Raffel, D. Liang, D. P. Ellis, M. McVicar, E. Battenberg, and O. Nieto. librosa: Audio and music signal analysis in python. In *Proceedings of the 14th*

- python in science conference*, pages 18–25, 2015.
- [18] S. Qu, J. Li, W. Dai, and S. Das. Understanding audio pattern using convolutional neural network from raw waveforms. *arXiv preprint arXiv:1611.09524*, 2016.
 - [19] J. Salamon, C. Jacoby, and J. P. Bello. A dataset and taxonomy for urban sound research. In *Proceedings of the 22nd ACM international conference on Multimedia*, pages 1041–1044. ACM, 2014.
 - [20] K. Simonyan and A. Zisserman. Very deep convolutional networks for large-scale image recognition. *arXiv preprint arXiv:1409.1556*, 2014.
 - [21] C. Szegedy, V. Vanhoucke, S. Ioffe, J. Shlens, and Z. Wojna. Rethinking the inception architecture for computer vision. In *Proceedings of the IEEE conference on computer vision and pattern recognition*, pages 2818–2826, 2016.
 - [22] Y. Xu, Q. Kong, W. Wang, and M. D. Plumbley. Large-scale weakly supervised audio classification using gated convolutional neural network. In *2018 IEEE International Conference on Acoustics, Speech and Signal Processing (ICASSP)*, pages 121–125. IEEE, 2018.
 - [23] H. Zhang, I. McLoughlin, and Y. Song. Robust sound event recognition using convolutional neural networks. In *2015 IEEE international conference on acoustics, speech and signal processing (ICASSP)*, pages 559–563. IEEE, 2015.
 - [24] L. Zhang and J. Han. Acoustic scene classification using multi-layer temporal pooling based on convolutional neural network. *arXiv preprint arXiv:1902.10063*, 2019.