

Critical $p=1/2$ in percolation on semi-infinite strips

Zbigniew Koza*

Faculty of Physics and Astronomy, University of Wrocław, 50-204 Wrocław, Poland

(Dated: July 23, 2019)

We study site percolation on lattices confined to a semi-infinite strip. For triangular and square lattices we find that the probability that a cluster touches the three sides of such a system at the percolation threshold has the continuous limit $1/2$ and argue that this limit is universal for planar systems. This value is also expected to hold for finite systems for any self-matching lattice. We attribute this result to the asymptotic symmetry of the separation lines between alternating spanning clusters of occupied and unoccupied sites formed on the original and matching lattice, respectively.

Introduced as a model of transport through a random medium [1], percolation has attracted attention as one of the simplest, purely geometrical models with a phase transition. In its basic version it is defined on a lattice with either nodes or edges being chosen with some probability p to be “open” to transport. If one considers the limit of the system size going to infinity (also known as the continuous or thermodynamic limit), then below some critical value p_c the probability that the system as a whole is permeable is 0, whereas for $p > p_c$ it is 1.

Several rigorous results have been obtained for percolation so far. The concepts of matching and dual lattices were applied to predict the exact values of p_c for site percolation on the triangular lattice and bond percolation on the square, triangular and honeycomb lattices [2]. A rigorous proof that $p_c = 1/2$ for bond percolation on the square lattice was given in [3]. A mapping was found between a class of percolation models and corresponding models of statistical physics, most notably the Potts model [4]. The values of several critical exponents as well as of crossing probabilities [5] were rigorously established for the site percolation on the triangular lattice [6–8], and are believed to be universal for a wide class of planar percolation models. Similar universality is believed to hold also in higher dimensions, an important ingredient of advanced numerical methods [9–14]. Many nontrivial properties of critical percolation clusters were also derived using conformal field theory [15–18].

In numerical simulations of planar percolation rectangular systems are preferred. The crossing probability for such geometry is defined for $p = p_c$ as the probability that there exists a percolating cluster that spans two opposite sides of the rectangle. Pruessner and Moloney [19] considered also the probability that a cluster spans three sides of a rectangle: two long and a short one. Using extensive simulations, they conjectured that this probability, which we denote as p_3 , tends to $1/2$ as the rectangle’s aspect ratio r diverges to infinity, but gave no justification for this limit. This conjecture raises several questions. Could such a simple result be exact? If so, to what extent it is universal? In particular, is it valid only in the thermodynamic limit or perhaps it is also valid for some finite lattices?

To answer these questions, we start from numerical analysis of the system considered in [19]; however, to get the thermodynamic limit we use extrapolation of finite-size results rather than rely on simulations of large systems. We study site percolation on a square lattice restricted to an elongated rectangle of height H and length L (lattice units), with $L \gg H$. Using the 64-bit Mersenne-Twister random number generator [20] we generate a sequence of L columns of height H , keeping in the computer memory only the last two of them. These columns have their sites marked as occupied with probability 0.592 746 050 792 10, the best known value of p_c for the site percolation on the square lattice [21]. The occupied sites form clusters—we identify them with the union-find algorithm [10, 22], assuming free boundary conditions on all system’s edges. While adding columns, we update some bits of information (specified below) related to the clusters. Even though eventually we are interested only in percolating clusters (i.e., those spanning the two longer sides), all clusters are monitored, because it is not known beforehand whether a given cluster will develop into a percolating one. This contrasts to the method used in [23], where a special cluster labeling technique was developed and the information on only the clusters reaching the last added column was kept in memory. As soon as L columns have been added, we store (append) in a disk file the information about those of the clusters that percolate. This is repeated until a preset number of percolating clusters has been generated for given H .

For each percolating cluster i we store four integer parameters: its mass (i.e., the number of the sites it occupies) $m(i)$ and parameters $l_0(i)$, $l_1(i)$, and $l_2(i)$, as defined in the caption for Fig. 1. We then define the cluster width $w(i) \equiv l_2(i) - l_0(i) + 1$, and the gap between two consecutive clusters, $g(i) \equiv l_0(i+1) - l_2(i) - 1$. Clearly, $w(i) \geq 1$, whereas $g(i)$ can be positive, zero or negative. Their average, in the limit of $L \rightarrow \infty$, will be denoted as w_H and g_H , respectively.

We also define two additional integer parameters: $\gamma^+(i) \equiv l_2(i) - l_1(i) + 1$ and $\gamma^-(i) \equiv l_1(i) - l_2(i-1) - 1$. If one cuts vertically the system along any of the columns contributing to $\gamma^+(i)$, so that this column becomes the

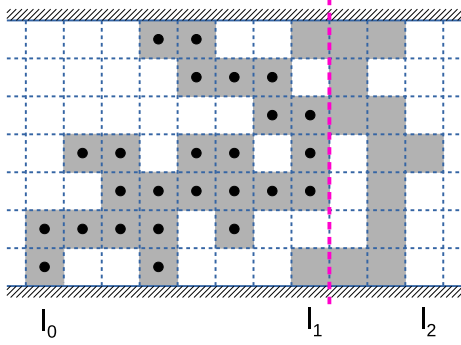


FIG. 1. An exemplary percolation cluster for $H = 7$. Parameters l_0 and l_2 are defined as the column numbers of its leftmost and rightmost sites, respectively, and l_1 is the smallest column number such that the cluster between l_0 and l_1 percolates. The dots mark this minimal percolating cluster. The dashed line marks a line splitting the system into two.

right-hand-side edge of the system, then cluster i will be touching at least three sides of the rectangle: top, bottom and right (Fig. 1). Since only one cluster can touch three given sides of a rectangle, the intervals defining $\gamma^+(i)$ are mutually disjoint. Hence, if we neglect the vicinity of the system's vertical borders or consider an infinite system along the horizontal direction, any column contributes exactly once to either γ^+ or γ^- for some cluster i . Let γ_H^\pm be the average of $\gamma^\pm(i)$ over all percolating clusters i in the limit of $L \rightarrow \infty$. Then

$$p_3(H) \equiv \frac{\gamma_H^+}{\gamma_H^+ + \gamma_H^-} \quad (1)$$

is the probability that if in a horizontally infinite strip of height H one randomly selects a column and splits the system into two semi-infinite ones so that this column becomes the right-hand-side edge of a semi-infinite rectangle, this column will contain at least one site belonging to a vertically percolating cluster. For example, if one cuts the system shown in Fig. 1 along the dashed vertical line, the cluster that was percolating in the original infinite system would still be percolating and this line would contribute to γ_H^+ and, consequently, to p_3 . Selecting this line anywhere between $l_1(i)$ and $l_2(i)$ would have the same effect. However, if the cutting line was selected to the left of $l_1(i)$, down to $l_2(i) - 1$, it would split the cluster into at least two non-percolating ones or even miss any percolating cluster, and such cuttings would contribute to γ_H^- , or $1 - p_3(H)$.

We performed the simulations for systems with $2 \leq H \leq 1000$ and L/H varying from ≈ 400 for $H = 1000$ to $\approx 10^7$ for $H = 10$. The value of H is limited by the computation time, which is of order of H^2 per percolating cluster, whereas L is restricted by the available computer memory per CPU core. The number of clusters generated in our simulations varied between $\approx 2 \times 10^9$ for $H \geq 100$

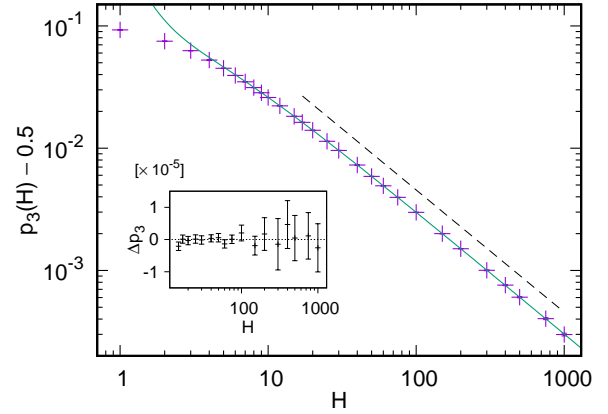


FIG. 2. Convergence of p_3 to $1/2$ as a function of the system height, H . The solid line is a fit to (2) for $H \geq 17$, and the dashed line is a guide to the eye with the slope -1 . Inset: the difference between the simulation data and the fit.

and $\gtrsim 5 \times 10^{10}$ for $H < 100$.

In Fig. 2 we present a log-log plot of $p_3(H) - 1/2$ as a function of H . It suggests that $p_3(H)$ actually converges to $1/2$, as conjectured in [19], and the convergence is of power-law type, $p_3(h) - 1/2 \propto L^{-\omega}$ with $\omega \approx 1$. To investigate the convergence, we approximate p_3 using

$$p_3(H) - 1/2 \approx a_0 + a_1 H^{-1} + \dots + a_M H^{-M}. \quad (2)$$

Some authors use a similar formula with an additional term $\propto L^{-\omega}$, where ω is a non-integer correction-to-scaling exponent [12, 13, 24]. However, we found no evidence that such correction is necessary for p_3 . Fitting our data to (2) with $M = 3$ we found that the minimum value of the regression standard error, $s = \sqrt{\chi^2/\text{dof}}$ (the square root of the chi-squared statistic per degree of freedom), is obtained if the fit is performed for $H \geq H_{\min} = 17$, in which case $s \approx 0.6$. We used H_{\min} as the lower bound for the fits. In this way we obtained $a_0 = 1.4(15) \times 10^{-6}$, $a_1 = 0.3035(2)$, $a_2 = -0.499(6)$, and $a_3 = 0.67(6)$. This is a strong evidence that $p_3(H)$ indeed tends to $1/2$ as $H \rightarrow \infty$, with the uncertainty of this limit, 1.5×10^{-6} , being two orders of magnitude smaller than 4×10^{-4} reported in [19].

The values of p_3 can be readily determined analytically for $H = 1$ and 2 : $p_3(1) = p_c$ and $p_3(2) = p_c^2(1 + p_c - p_c^2)/(1 - p_c + p_c^2)$. Our numerical result for $p_3(2)$, $0.574\,954\,8(12)$, is consistent with this formula, which indirectly validates our numerical procedure.

Incipient percolating clusters are known to be fractals with their mass scaling as λ^{d_f} , where λ is a characteristic length and d_f is the fractal dimension, $d_f = 91/48$. For the model considered here, $\lambda \equiv H$ and so we expect $\tilde{m}_H \equiv m_H/H^2 \propto H^{-5/48}$. This can be used to do an additional check of correctness of our simulations. We fitted our data to

$$\tilde{m}_H \approx H^{-b}(a_0 + a_1/H + a_2/H^2), \quad (3)$$

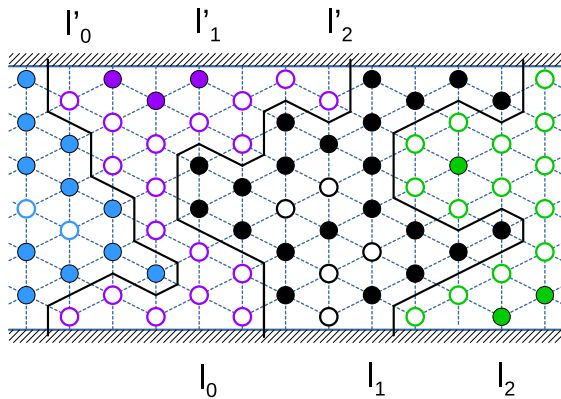


FIG. 3. A distribution of occupied (filled circles) and unoccupied (empty circles) sites on a triangular lattice with $H = 6$. Solid lines mark the boundaries between alternating regions dominated by occupied and unoccupied sites. Parameters l_0 , l_1 , and l_2 characterize the percolating cluster marked with black filled circles, whereas l'_0 , l'_1 , and l'_2 refer to the left-adjacent cluster of unoccupied sites.

obtaining $b = 0.1050(4)$, which agrees with the expected value $5/48 \approx 0.1042$. The uncertainty of \tilde{m}_H is significantly higher than that found for p_3 . The fit is rather poor, with the regression standard error s being of order of 10 (included into the uncertainty estimation). However, previous attempts to determine d_f numerically showed that the convergence of \tilde{m}_H to the limit $H \rightarrow \infty$ is slow and the uncertainties reported there were even larger than ours [25, 26].

Just as we consider clusters of occupied sites, we can also investigate clusters of unoccupied sites. A finite cluster of one species (occupied or unoccupied) is surrounded by sites occupied by the other species. Triangular lattice has a special property that all these surrounding sites are connected and hence belong to the same cluster. This property suffices to show that at any configuration, either occupied or unoccupied sites percolate and to predict the value of the percolation threshold, $p_c = 1/2$ [2]. Moreover, if we draw a line separating a cluster of occupied sites from unoccupied ones, all sites on one of its sides will belong to this cluster, whereas all sites on the other side will belong to another, single cluster of empty sites (Fig. 3). Thus, a rectangular system at or near p_c is composed of alternating regions dominated by occupied or unoccupied sites. The border of each such region is determined by the border of a percolating cluster, which may surround nonpercolating clusters of the opposite species, which, in turn, may contain nonpercolating clusters of the original species and so on. A region dominated by a percolating cluster of occupied or unoccupied sites will be called “conductive” or “nonconducting”, respectively.

Let l_0 , l_1 , and l_2 characterize a cluster of occupied sites and l'_0 , l'_1 , and l'_2 — the preceding cluster of empty sites (filled black and open magenta circles in Fig. 3, respec-

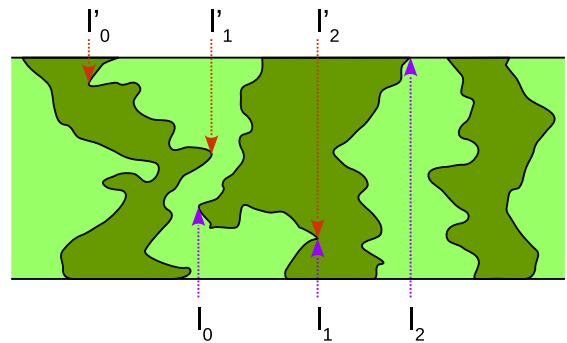


FIG. 4. Percolation on an infinite (planar) strip generates alternating regions “dominated” by occupied (dark green) and unoccupied (light green) regions. We conjecture that at p_c for any periodic lattice $\langle l_2 - l_1 \rangle / \langle l'_2 - l'_1 \rangle \rightarrow 1$ as $H \rightarrow \infty$.

tively). Recall that l_1 is the x coordinate of the first column such that if the cluster is cut vertically right after column l_1 , the cluster percolates and touches three edges of the system. For the triangular lattice, l_1 is the maximum value of the x coordinate of the sites adjacent to its left-hand side border. This, in turn implies

$$l_1 = l'_2 + 1, \quad (4)$$

because l'_2 is the largest x coordinate of the empty sites adjacent to the same border from the other side. Thus, to determine the values of l'_2 and l_1 , it suffices to consider only the sites adjacent to the line separating the two clusters. Plugging (4) into the denominator of (1) yields $\langle l_2(i) - l_1(i) + 1 \rangle + \langle l'_2(i) - l'_1(i - 1) + 1 \rangle$, where $\langle \dots \rangle$ denotes the average over the clusters (i) in the thermodynamic limit. However, the occupied and unoccupied regions must have identical statistical properties at $p_c = 1/2$, hence the two averages must be equal to each other. This implies that the site percolation on the triangular lattice is characterized by

$$p_3(H) = 1/2 \quad (5)$$

for any H . This can be independently verified for $H = 1$, as then $p_3 = p_c$, and for $H = 2$, in which case, after some cluster counting, $p_3 = (2 - p_c)p_c^2 / (1 - p_c + p_c^2) = 1/2$.

While equation (5) was derived for the triangular lattice, it sheds a new light onto the case of lattices that are not self-matching, including the square lattice. An infinite strip on a periodic lattice at (or near) p_c can be divided into alternating conductive and nonconducting regions (Fig. 4). Let us for a moment consider the square lattice. Just as for the triangular lattice, one can define the line separating two consecutive regions. The occupied sites on the border of the conductive phase will belong to the same percolating cluster. The situation in the nonconducting regions appears to be more complex unless

one realizes that the unoccupied sites on the square lattice may be considered as “connected” directly if they are nearest (NN) or next-neighbor neighbors (NNN). Then, the conductive regions will be controlled by standard site percolation of occupied sites on the square lattice, whereas the nonconducting ones—by site percolation of unoccupied sites on the square lattice with NN and NNN neighbors. Within this interpretation, (4) will still hold, but (5) can no longer be taken for granted, as there is no trivial symmetry between the square NN and NN + NNN lattices. Our numerical results (Fig. 2) suggest that for the square lattice Eq. (5) is valid only in the limit of $H \rightarrow \infty$:

$$p_3(H) \rightarrow 1/2 \quad \text{as} \quad H \rightarrow \infty. \quad (6)$$

Simplicity of this limit suggests some deeper relation between the conducting and unconducting phases. Indeed, the square lattices with NN and NN + NNN connections form a pair of mutually matching graphs [2] and we conjecture that this can be generalized to other periodic lattices: the nonconducting phase can be understood as being built on the lattice matching the lattice of the conductive phase. This is in agreement with the observation that the percolation thresholds of a lattice and its matching lattice always sum up to 1 [2].

As the system size goes to infinity, the line separating the two phases gets more and more complicated, eventually forming a fractal [27]. If this line is conformally invariant in the continuous limit then it can be described as a stochastic Loewner evolution SLE₆ [28, 29]. Validity of this assumption was shown rigorously for the triangular lattice [7]. Since the hull of a critical percolation cluster is believed to be conformally invariant irrespective of the underlying lattice, we expect SLE₆ to be a universal description of the lines separating occupied and unoccupied “phases” in the limit of $H \rightarrow \infty$. This limiting line is symmetric in the sense that one cannot tell which of its sides is taken by a cluster of “occupied” sites, and which by “unoccupied”. Therefore we expect that the alternating regions of occupied and unoccupied “phases” are statistically indistinguishable in the limit of $H \rightarrow \infty$. This, in turn, leads to (6) as a universal property of percolation on planar lattices. For systems built on self-matching lattices this line is symmetric also for finite system sizes, which implies the stronger condition (5) to be valid for all self-matching lattices. This symmetry, however, is broken for finite spanning clusters built on a lattice that is not self-matching. As can be easily verified e.g. for the square lattice, the lines separating different, non-matching phases are asymmetric with respect to the possibility of self-touching (or forming loops without self-cutting) and touching of two adjacent lines. This explains why $p_3(H) \neq 1/2$ for such systems.

The nature of p_3 is similar to the crossing and wrapping probabilities [5, 15], except that it is a three-leg quantity, i.e., it describes an event of a cluster touching

three system sides. Moreover, it involves conductive and nonconducting “phases” (Fig. 4) rather than individual clusters. While in reality the borders of these phases are complex fractals, we neither needed this information nor can infer it from our arguments and actually can treat the phases as thick, almost classical objects that are potentially less sensitive to finite-size effects than rarefied critical percolating clusters. We also found no evidence that p_3 is related to any nonclassical (non-integer) exponent; still, just as the crossing and wrapping probabilities [9–13], whose values have been derived using advanced field-theoretical methods, it could be used as a sensitive tool for localization of p_c when p is varied around it.

In summary, we have presented evidence that the probability p_3 that there exists a cluster touching the three sides of a semi-infinite strip at the percolation threshold p_c has a universal continuous limit: $1/2$. The convergence of p_3 for the site percolation on the square lattice at p_c is quick and robust, which suggests that it may be an effective parameter for determining p_c and related parameters numerically also for other planar lattices. We attribute the value of the limit, $1/2$, to the symmetry of the separation lines between “conductive” and “non-conducting” phases, which are believed to be universally described by the SLE₆ process.

We acknowledge helpful discussions with Grzegorz Kondrat.

* zbigniew.koza@uwr.edu.pl

- [1] S. R. Broadbent and J. M. Hammersley, *Mathematical Proceedings of the Cambridge Philosophical Society* **5**, 170 (1958).
- [2] M. F. Sykes and J. W. Essam, *Journal of Mathematical Physics* **5**, 1117 (1964), <https://doi.org/10.1063/1.1704215>.
- [3] H. Kesten, *Communications in Mathematical Physics* **74**, 41 (1980).
- [4] C. Fortuin and P. Kasteleyn, *Physica* **57**, 536 (1972).
- [5] J. L. Cardy, *Journal of Physics A: Mathematical and General* **25**, L201 (1992).
- [6] G. Lawler, O. Schramm, and W. Werner, *Electronic Journal of Probability* **7**, 1 (2002).
- [7] S. Smirnov, *Comptes Rendus de l’Académie des Sciences - Series I - Mathematics* **346**, 1555 (2008).
- [8] S. M. Flores, J. J. H. Simmons, P. Kleban, and R. M. Ziff, *Journal of Physics A: Mathematical and Theoretical* **50**, 064005 (2017).
- [9] M. E. J. Newman and R. M. Ziff, *Phys. Rev. Lett.* **85**, 4104 (2000).
- [10] M. E. J. Newman and R. M. Ziff, *Phys. Rev. E* **64**, 016706 (2001).
- [11] X. Feng, Y. Deng, and H. W. J. Blöte, *Phys. Rev. E* **78**, 031136 (2008).
- [12] J. Wang, Z. Zhou, W. Zhang, T. M. Garoni, and Y. Deng, *Phys. Rev. E* **87**, 052107 (2013).
- [13] X. Xu, J. Wang, J.-P. Lv, and Y. Deng, *Frontiers of Physics* **9**, 113 (2014).
- [14] Z. Koza and J. Poła, *Journal of Statistical Mechanics: Theory and Experiment* **2016**, 103 (2016).
- [15] H. T. Pinson, *Journal of Statistical Physics* **75**, 1167 (1994).
- [16] H.-K. Janssen and U. C. Täuber, *Annals of Physics* **315**, 147192 (2005), special Issue.

- [17] J. J. H. Simmons, P. Kleban, K. Dahlberg, and R. M. Ziff, Journal of Statistical Mechanics: Theory and Experiment **2007**, R060127 (2007).
- [18] J. J. H. Simmons, R. M. Ziff, and P. Kleban, Journal of Statistical Mechanics: Theory and Experiment **2009**, R02067 (2009).
- [19] G. Pruessner and N. R. Moloney, Journal of Physics A: Mathematical and General **36**, 11213 (2003).
- [20] M. Matsumoto and T. Nishimura, ACM Trans. Model. Comput. Simul. **8**, 3 (1998).
- [21] J. L. Jacobsen, Journal of Physics A: Mathematical and Theoretical **38**, 45403 (2005).
- [22] J. Hoshen and R. Kopelman, Phys. Rev. B **14**, 3438 (1976).
- [23] Y. Deng and H. W. J. Blöte, Phys. Rev. E **72**, 016126 (2005).
- [24] Y. Deng and H. W. J. Blöte, Phys. Rev. E **83**, 020107 (2011).
- [25] A. Kapitulnik, A. Aharony, E. Scher, and D. Stauffer, Journal of Physics A: Mathematical and General **16**, L269 (1983).
- [26] J. Hoshen, Journal of Physics A: Mathematical and General **30**, 8459 (1997).
- [27] H. Saleur and B. Duplantier, Phys. Rev. Lett. **58**, 2325 (1987).
- [28] G. Pruessner, Journal of Mathematics **118**, 221 (2000).
- [29] M. Bauer and D. Bernard, Physics Reports **432**, 115 (2006).