

---

# Sequential Neural Processes

---

**Gautam Singh\***  
Rutgers University  
singh.gautam@rutgers.edu

**Jaesik Yoon\***  
SAP  
jaesik.yoon01@sap.com

**Youngsung Son**  
ETRI  
ysson@etri.re.kr

**Sungjin Ahn**  
Rutgers University  
sungjin.ahn@rutgers.edu

## Abstract

Neural processes combine the strengths of neural networks and Gaussian processes to achieve both flexible learning and fast prediction of stochastic processes. However, neural processes do not consider the temporal dependency structure of underlying processes and thus are limited in modeling a large class of problems with temporal structure. In this paper, we propose Sequential Neural Processes (SNP). By incorporating temporal state-transition model into neural processes, the proposed model extends the potential of neural processes to modeling dynamic stochastic processes. In applying SNP to dynamic 3D scene modeling, we also introduce the Temporal Generative Query Networks. To our knowledge, this is the first 4D model that can deal with temporal dynamics of 3D scenes. In experiments, we evaluate the proposed methods in dynamic (non-stationary) regression and 4D scene inference and rendering.

## 1 Introduction

Neural networks consume all training data and computation through a costly training phase to engrave a single function into its weights. While this makes us entertain fast prediction on the learned function, under this rigid regime changing the target function means a costly retraining of the network. This lack of flexibility thus plays as a major obstacle in tasks such as meta learning and continual learning where the function needs to be changed over time or on demand. Gaussian processes (GP) do not suffer from this problem. Conditioning on observations, it directly performs inference on the target stochastic process. Consequently, Gaussian processes show the opposite properties to neural networks: it is flexible in making predictions because there is no hard-encoding of a function on model parameters, but this flexibility comes at a cost of having slow prediction. Gaussian processes can also capture the uncertainty on the estimated function.

Neural Processes (NP) (Garnelo et al., 2018b) are a new class of methods that combine the strengths of the both worlds. By taking the meta-learning framework, neural processes *learn to learn* a stochastic process quickly from observations while experiencing multiple tasks. Thus, in neural processes, unlike typical neural networks, learning a function is fast and uncertainty-aware while, unlike Gaussian processes, prediction at test time is still efficient.

One important aspect that neural processes have not considered is that in many cases, the underlying processes also have temporal dynamics. This covers a broad range of problems from learning RL agents being exposed to increasingly more challenging tasks to modeling dynamic 3D scenes. For instance, Eslami et al. (2018) proposed a variant of neural processes, called the Generative Query Networks (GQN), to learn representation and rendering of 3D scenes. Although this was successful

---

\*Equal contribution

in modeling static scenes like a fixed object in a room, we argue that to handle more general cases such as dynamic scenes where objects can move/interact over time, we need to explicitly incorporate the temporal transition model into neural processes.

In this paper, we introduce Sequential Neural Processes (SNP) to incorporate the temporal state-transition model into neural processes. The proposed model extends the potential of neural processes from modeling a stochastic process to modeling a dynamically changing sequence of stochastic processes. Thus, SNP can model sequential tasks. We also propose to apply SNP for dynamic 3D scene modeling by developing the Temporal Generative Query Networks (TGQN). In experiments, we show that TGQN outperforms GQN in terms of capturing transition stochasticity, generation quality and generalization to time-horizons longer than those used during training.

Our main contributions are:

1. We introduce Sequential Neural Processes (SNP), a meta-transfer learning framework for sequential tasks. (Section 3)
2. We realize SNP for dynamic 3D scene inference by introducing Temporal Generative Query Networks (TGQN). To our knowledge, this is the first 4D generative model that models dynamic 3D scenes. (Section 3.3)
3. We describe the training challenge of *transition-collapse* unique to SNP modelling and resolve it by introducing the *posterior-dropout* ELBO. (Section 3.4)
4. We demonstrate the generalization capability of TGQN beyond the sequence lengths used during training. We also demonstrate improved generation quality in contrast to CGQN by decoupling the temporal dynamics from scene representations. (Section 5.1)

## 2 Background

In this section, we introduce notations and foundational concepts that underlie the design of our proposed model as well as motivating applications.

**Neural Processes.** A neural process (NP) models a stochastic process mapping an input  $x \in \mathbb{R}^{d_x}$  to a random variable  $Y \in \mathbb{R}^{d_y}$ . In particular, an NP is defined as a conditional latent variable model where a set of *context* observations  $C = (X_C, Y_C) = (x_i, y_i)_{i \in \mathcal{I}(C)}$  is given to model a conditional prior on the latent variable  $P(z|C)$ , and the *target* observations  $D = (X, Y) = (x_i, y_i)_{i \in \mathcal{I}(D)}$  are modeled by the observation model  $p(y_i|x_i, z)$ . Here,  $\mathcal{I}(S)$  stands for the set of data-point indices in a dataset  $S$ . This generative process can be written as follows:

$$P(Y|X, C) = \int P(Y|X, z)P(z|C)dz \quad (1)$$

where  $P(Y|X, z) = \prod_{i \in \mathcal{I}(D)} P(y_i|x_i, z)$ . A pair of contexts  $C$  and targets  $D$  are assumed to be sampled from the same underlying stochastic process whereas different pairs of context-target can be sampled from different stochastic processes, resulting in a meta-learning framework observing multiple tasks, i.e., stochastic processes. It is sometimes useful to condition the context  $C$  on the observation model as well, i.e.,  $p(y_i|x_i, s_C, z)$  where  $s_C = f_s(C)$  with  $f_s$  a deterministic context encoder invariant to the ordering of the contexts. A similar encoder is also used for the conditional prior giving  $p(z|C) = p(z|r_C)$  with  $f_r(C)$ . In this case, the observation model uses the context in two ways: a noisy latent path via  $z$  and a deterministic path via  $s_C$ .

The design principle underlying this modeling is to infer the target stochastic process from contexts in such a way that sampling  $z$  from  $P(z|C)$  corresponds to a function which is a realization of a stochastic process. Due to the intractable posterior, the model is trained via variational approximation which gives the following evidence lower bound (ELBO) objective:

$$\log P_\theta(Y|X, C) \geq \mathbb{E}_{Q_\phi(z|C, D)} [\log P_\theta(Y|X, z)] - \mathbb{KL}(Q_\phi(z|C, D) \parallel P_\theta(z|C)). \quad (2)$$

The ELBO is optimized using the reparameterization trick (Kingma & Welling, 2013).

**Generative Query Networks.** The Generative Query Network (GQN) is a variant of the neural processes specifically geared towards 3D scene inference and rendering, an important problem in learning world model and its representation. In GQN, the query  $x$  corresponds to a camera viewpoint in a 3D space, and the output  $y$  is an image taken from the camera viewpoint. Thus, the problem in

GQN is cast as: given a context set of viewpoint-image pairs, (i) to infer the representation of the full 3D space and then (ii) to generate an observation image corresponding to a given query viewpoint.

In the original GQN, the prior is conditioned also on the query viewpoint in addition to the context, i.e.,  $P(z|x, r_C)$ , and thus results in inconsistent samples across different viewpoints. The Consistent GQN (Kumar et al., 2018) (CGQN) resolved this by removing the dependency on the query viewpoint from the prior. This resulted  $z$  to be a summary of a full 3D scene independent of the query viewpoint. Hence, it is consistent across viewpoints and more similar to the original neural processes. For the remainder of the paper, we use the abbreviation ‘‘GQN’’ for CGQN unless stated otherwise.

For inferring representations of 3D-scenes, more complex modelling of latents is needed. For this, GQN uses ConvDraw (Gregor et al., 2016), an auto-regressive density estimator performing  $P(z|C) = \prod_{l=1}^L P(z^l|z^{<l}, r_C)$  where  $L$  is the auto-regressive rollout steps and  $r_C$  is a summed context representations  $\sum_{i \in \mathcal{I}(C)} f_r(x_i, y_i)$  with  $f_r$  a encoding network for context.

**State-Space Models.** The state-space models (SSM) have been one of the most popular models in modeling sequences and dynamical systems. The model is specified by a state transition model  $P(z_t|z_{t-1})$  that is sometimes also conditioned on an action  $a_{t-1}$ , and an observation model  $P(y_t|z_t)$  that specifies the distribution of the (partial and noisy) observation from the latent state. Although SSMs have good properties like modularity and interpretability due to the Markovian assumption, the closed form solution is only available for simple cases like the linear Gaussian SSMs. Therefore, in many applications, SSMs show difficulties in capturing nonlinear non-Markovian long-term dependencies (Auger-M  th   et al., 2016). To resolve this problem, recurrent neural networks have been combined with SSMs because RNNs are good at learning long-term dependencies (Zheng et al., 2017). In particular, the Recurrent State-Space Model (RSSM) (Hafner et al., 2018) maintains both a deterministic RNN state  $h_t$  and a stochastic latent state  $z_t$  being update as follows:

$$h_t = f_{rnn}(h_{t-1}, z_{t-1}), \quad z_t \sim p(z_t|h_t), \quad y_t \sim p(y_t|h_t, z_t). \quad (3)$$

Thus, in RSSM, the state transition is dependent to all the past latents  $z_{<t}$  and thus non-Markovian.

### 3 Sequential Neural Processes

In this section, we introduce our proposed model, Sequential Neural Processes (SNP), for modeling stochastic processes that change with temporal dynamics. The main idea is to combine the merits of the state-space model and neural processes.

#### 3.1 Generative Process

At each time-step  $t$ , the model receives a context  $C_t$  which is *time-dependent* in the sense that the observations in  $C_t$  are from the true underlying stochastic process  $\mathcal{P}_t$ . The number of observations in  $C_t$  can be different over time-steps or can even be an empty set. Like in neural processes, from  $C_t$  we want to learn the underlying stochastic process  $\mathcal{P}_t$  and represent it as a distribution on a latent variable  $z_t$ . However, instead of learning it only from  $C_t$  as is in NPs, i.e.,  $P(z_t|C_t)$ , we also want to utilize the underlying temporal structure which governs the change of the underlying stochastic processes  $\mathcal{P}_{t-1} \rightarrow \mathcal{P}_t$ . We do this by providing the latents of the previous stochastic processes  $z_{<t}$  to the distribution of the current  $z_t$  via an RNN encoding  $h_t$ . We can write this conditional state-transition of the stochastic processes as:  $P(z_t|z_{<t}, C_t)$ . This means that we consider the representation  $z_t$  of a stochastic process as a state in state-space models. After obtaining  $z_t$ , the SNP models the target observations  $D_t = (X_t, Y_t)$  in the same way as NPs,  $P(Y_t|X_t, z_t)$ . Again, the target  $D_t$  is assumed to be sampled from the true stochastic process  $\mathcal{P}_t$ . With an abuse of notation where we use  $C, D, X,$  and  $Y$  to denote the data for all time-steps  $t = 1, \dots, T$ , e.g.,  $C = (C_1, \dots, C_T)$ , the generative process of SNP is written as follows:

$$P(Y, Z|X, C) = \prod_{t=1}^T P(Y_t|X_t, z_t)p(z_t|z_{<t}, C_t) \quad (4)$$

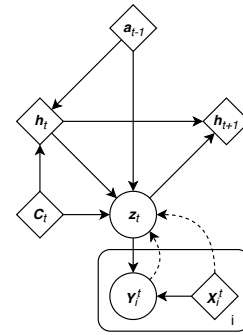


Figure 1: Generative and inference models in TGQN.

where  $P(Y_t|X_t, z_t) = \prod_{i \in \mathcal{I}(D_t)} P(y_i^t|x_i^t, z_t)$  and  $z_0 = \text{null}$ . The transition can also be conditioned on action  $a_t$ . For brevity, we however omit this action conditioning throughout the paper.

Although we use the RSSM version of SNP in Eqn. (4) where the transition depends on all the past  $z_{<t}$ , we note that what we propose is a generic SNP model class that can take a wide range of state transition models including the traditional state space model (Krishnan et al., 2017) as long as the latents do not directly access the previous contexts  $\mathcal{C}_{<t}$ .

Some of the properties of the SNPs are as follows: (i) SNPs can be seen as a **generalization of NPs** in two ways. First, if  $T = 1$ , an SNP equals an NP. Second, if  $D_t$  is empty for all  $t < T$ , the SNP becomes an NP which uses the state transition as the (stochastic) context aggregator instead of the standard sum encoding. It thus becomes an order sensitive encoding that can in practice be dealt with the order-shuffling on the contexts  $\{C_t\}$ . (ii) SNPs are a **meta-transfer learning** method. Consider, for example, a game-playing agent which, after clearing up the current stage, levels up to the next stage where more and faster enemies are placed than the previous stage. With SNP, the agent can efficiently learn the policy for the new stage *with a few observations*  $C_t$ , but it can also learn and *transfer* the general trend from the past that there will be more and faster enemies in the future stages. As such, we can consider SNP a model combining temporal transfer learning via  $z_t$  and meta learning via  $C_t$ .

### 3.2 Learning and Inference

Because a close-form solution of learning and inference is not available for general non-linear transition and observation models, we train the model via variational approximation. For this, we approximate the true posterior with the following temporal auto-regressive factorization

$$P(Z|C, D) \approx \prod_{t=1}^T Q_\phi(z_t|z_{<t}, C, D) \quad (5)$$

with  $z_0 = \text{null}$ . Refer to Chung et al. (2015); Fraccaro et al. (2016); Krishnan et al. (2017); Hafner et al. (2018) for various implementation options on the above approximation based on RNNs (forward or bi-directional) and the reparameterization trick. In the next section, we introduce a particular implementation of the above approximate posterior for an application to dynamic 3D-scene modeling.

With this approximate posterior, we train the model using the following evidence lower bound (ELBO):  $\log P(Y|X, C) \geq \mathcal{L}_{\text{SNP}}(\theta, \phi) =$

$$\sum_{t=1}^T \mathbb{E}_{Q_\phi(z_t|\mathcal{V})} [\log P_\theta(Y_t|X_t, z_t)] - \mathbb{E}_{Q_\phi(z_{<t}|\mathcal{V})} [\text{KL}(Q_\phi(z_t|z_{<t}, \mathcal{V}) \parallel P_\theta(z_t|z_{<t}, C_t))] \quad (6)$$

where  $\mathcal{V} = (C, D)$  and  $\log P(Y_t|X_t, z_t) = \sum_{i \in \mathcal{I}(D)} \log P_\theta(y_i^t|x_i^t, z_t)$ . We use the reparameterization trick to compute the gradient of the objective. For the derivation of Eqn. (6), see Appendix A.1.

### 3.3 Temporal Generative Query Networks

Consider a room placed with an object. An agent can control the object by applying some actions such as translation or rotation. For such setups, whenever an action is applied, the scene changes and thus the viewpoint-to-image mapping of GQN learned in the past become stale because the same viewpoint now has to map to a different image. Although the new scene can be learned again from scratch using new context of the new scene, an ideal model would also be able to transfer the past knowledge such as object colors as well as utilizing the action to update its belief about the new scene. With a successful transfer, the model would adapt to the new scene with only small or no context from the new scene.

To develop this model, we propose to apply SNP and extend GQN to Temporal GQN (TGQN) for modelling complex dynamic 3D scenes. In this setting,  $C_t$  becomes the observations,  $a_t$  the action provided to the scene objects,  $z_t$  a representation of the full 3D scene,  $X_t$  the camera viewpoints and  $Y_t$  the images. TGQN draws upon the GQN implementation in multiple ways. We encode raw image observations and viewpoints into  $C_t$  using the same encoder network and use a DRAW-like recurrent image renderer. Unlike GQN, to capture the transitions, we introduce the Temporal-ConvDraw (T-ConvDraw) where we condition  $z_t^l$  on the past  $z_{<t}$  via a concatenation of  $(C_t, h_t, a_t)$ . That is,

$P(z_t|z_{<t}, C_t) = \prod_{l=1}^L P(z_t^l|z_{<t}^l, z_{<t}, C_t)$ . Taking an RSSM approach (Hafner et al., 2018),  $h_t$ 's are transitioned using a ConvLSTM (Xingjian et al., 2015). (See Figure 1). In inference, to realize the distribution in Equation (5), the sum of  $C_t$  and  $D_t$  is provided like in GQN.

### 3.4 Posterior Dropout for Mitigating Transition Collapse

A novel part of the SNP model is the use of the state transition  $P(z_t|z_{<t}, C_t)$  which is not only conditioned on the past latents  $z_{<t}$  but also on the context  $C_t$ . While this makes our model perform the meta-transfer learning, we found that it creates a tendency to ignore the contexts  $C_t$  in the transition model. The problem lies in the KL term in Eqn. (6) which drives the training of the transition  $p_\theta(z_t|z_{<t}, C_t)$ . We note that the two distributions  $q_\phi$  and  $p_\theta$  are conditioned on the previous latents  $z_{<t}$  which are sampled by providing all the available information  $C$  and  $D$ . This produces a rich posterior with low uncertainty that makes good reconstructions via the decoder. While this is a desirable modeling in general, we found that in practice it can make the KL collapse as the transition relies mostly on  $z_{<t}$  and ignores  $C_t$ .

This is a similar but not the same problem as the posterior collapsing (Bowman et al., 2015) because in our case the cause of the collapse is not an expressive decoder (e.g., auto-regressive), but a conditional prior which is already provided rich information about the sequence of tasks from one path via  $z_{<t}$  and thus likely to ignore the other path  $C_t$ . We call this the *transition collapse* problem. To resolve this, we need a way to (i) limit the information available in  $z_{<t}$  to incentivize the use of  $C_t$  information while (ii) maintaining the high quality of the reconstructions. We introduce the *posterior-dropout* ELBO where we randomly choose a subset of time-steps  $\mathcal{T} \subseteq [0, T]$ . For these time-steps the  $z_t$  are sampled using the prior transition  $p_\theta$ . For the remaining time-steps in  $\bar{\mathcal{T}} \equiv [0, T] \setminus \mathcal{T}$ , the  $z_t$  are sampled using the posterior transition  $q_\phi$ . This leads to the following approximate posterior:

$$\tilde{Q}(Z) = \prod_{t \in \mathcal{T}} P_\theta(z_t|z_{<t}, C_t) \prod_{t \in \bar{\mathcal{T}}} Q_\phi(z_t|z_{<t}, C, D) \quad (7)$$

Such a posterior limits the information contained in the past latents  $z_{<t}$  and encourages  $p_\theta$  to use the context  $C_t$  for the reduction of the KL term. Furthermore, we reconstruct images only for time-steps  $t \in \bar{\mathcal{T}}$  using latents sampled from  $q_\phi$ . This is because reconstructing the observations at the steps using prior transitions does not satisfy the principle of autoencoding because then it tries to reconstruct an observation that is not given to the encoder. This results in blurry reconstructions and poorly disentangled latent space. The posterior-dropout ELBO then becomes:  $\log P(Y_{\bar{\mathcal{T}}}|X, C) \geq \mathcal{L}_{\text{PD}}(\theta, \phi) =$

$$\mathbb{E}_{\bar{\mathcal{T}}} \left[ \mathbb{E}_{Z \sim \tilde{Q}} \left[ \sum_{t \in \bar{\mathcal{T}}} [\log P_\theta(y_t|x_t, z_t) - \text{KL}(Q_\phi(z_t|z_{<t}, C, D) \parallel P_\theta(z_t|z_{<t}, C_t))] \right] \right] \quad (8)$$

Here, for brevity, we assume one target viewpoint and image  $(x_t, y_t)$  per time-step but it is straightforward to extend to multiple target viewpoints. Combining (6) and (8), we take the complete maximization objective as  $\mathcal{L}_{\text{SNP}} + \alpha_j \mathcal{L}_{\text{PD}}$  with  $\alpha_j$  an optional annealing schedule parameter. For derivation of Eqn. (8), see Appendix A.2.

## 4 Related Works

Conditional neural processes (Garnelo et al., 2018a) (CNP) is a version of neural processes (Garnelo et al., 2018b) that does not have latent variable  $z$  but only have deterministic encoding of the context to the prediction model. Thus, it cannot model the uncertainty. Kim et al. (2019) proposed attentive neural processes (ANP). ANP takes both latent path and the deterministic path. It applies attention to the items in the context through the deterministic path. Generative Query Networks (Eslami et al., 2018) can be seen as a realization of NP to the 3D scene representation and rendering problem. In the original GQN, the prior is also conditioned on the viewpoint and thus unlike standard NP, generated viewpoint specific latents. Consistent GQN (Kumar et al., 2018) (CGQN) resolves this inconsistency problem by removing the viewpoint from the prior, resulting in a model more similar to the original NP model. Rosenbaum et al. (2018) also proposed an application of GQN for visual localization problem.

Chung et al. (2015) proposed variational recurrent neural networks (VRNN). VRNN takes autoregressive state transitions where the observations are used for state transition. Thus, VRNN can be computationally expensive when the observation is high-dimensional. Krishnan et al. (2017) and Buesing et al. (2018) proposed models combining the traditional Markovian State Space Models with deep neural networks. To resolve the limitation of the traditional SSMs, Zheng et al. (2017) and Hafner et al. (2018) proposed Recurrent State-Space Models that takes advantage of the RNNs to model long-term nonlinear dependencies. For more literature in the generative sequential modeling, refer also to Fraccaro et al. (2016); Karl et al. (2016); Fraccaro et al. (2017) Our posterior dropout is related to the scheduled sampling (Bengio et al., 2015) used to mitigate the teacher forcing problem. The GP State Space Model combines GP with State Space Models (Eleftheriadis et al., 2017).

## 5 Experiments

In this section, we describe a toy regression task, then the 2D and the 3D environments followed by the experiments and analysis. We use NP or CGQN as our baselines. We note that these baselines keep all the context data points observed in the past and thus, unlike our model, can directly access them all during an episode, resulting in a strong baseline.

### 5.1 Regression

We evaluate our model against the baseline NP. We generate each episode, 20 time-steps long, from a Gaussian Process with a squared-exponential kernel and a small likelihood noise. A small likelihood noise is fixed for each episode and kernel is changed with the dynamics for the hyper-parameters of kernel per each time-step. We explore two sub-tasks: *a*) providing context only at first 10 time-steps where the model must learn the dynamics to extrapolate the future and, *b*) providing context sparse and intermittently throughout the episode where the model must learn to transfer and update the state. To evaluate generalization performance, during validation we test 5 more time-steps (thus, unseen during training) without context. The number of context and target are randomly sampled from  $n \in [5, 50]$  and  $m \in [0, 50 - n]$ , respectively. See Appendix D.1 and B.1 for more details.

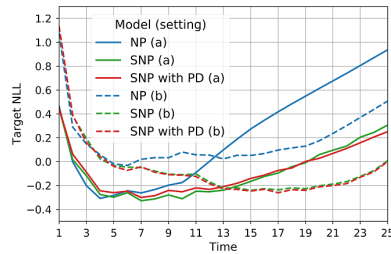


Figure 2: Regression

In Fig. 2, for task (a) we see the general tendency of our model showing much less performance degradation than the baseline when additional context is not provided after  $t = 10$ . Note that for this task (a), it is natural to see some degradation as the underlying transition is noisy, the noise accumulates, and no additional context to catch up the error is not provided after  $t = 10$ . In task (b), the performance of SNP converges well while it is provided intermittent context sparsely at some time-steps whereas the baseline diverges. This suggests that our model can effectively transfer the past knowledge and combine it with the new knowledge while the baseline fails doing this integration. During the generalization time-steps  $21 \sim 25$ , both models show performance degradation with accumulating errors and thus requires further investigation to improve this. Unlike other tasks, the posterior dropout was not much helpful for this regression task.

### 5.2 2D and 3D Dynamic Scene Inference

We subject our model to the following 2D and 3D environments. *2D environment* consists of a white canvas having two *moving* objects. Objects are picked with a random shape and color which, to test stochastic transition, may randomly be changed once in any episode with a fixed rule e.g., red  $\leftrightarrow$  magenta or blue  $\leftrightarrow$  cyan. When two objects overlap, one covers the other based on a fixed rule (See Appendix D.2). Given a 2D viewpoint, the agent can observe a  $64 \times 64$ -sized cropped portion of the canvas around it. *3D environments* consist of movable object(s) inside a walled-enclosure. Camera is always placed on a circle facing towards the center of the arena. Based on the camera’s angular position  $u$ , the query viewpoint is a vector  $(\cos u, \sin u, u)$ . We test the following two 3D environments: *a) Color Cube Environment* contains a cube with different colors on each face. The cube moves or rotates at each time-step based on the translation actions (**Left**, **Right**, **Up**, **Down**) and the rotation actions (**Anti-clockwise**, **Clockwise**) *b) Multi-Object Environment*: The arena contains a randomly colored sphere, a cylinder and a cube with translation actions given them.

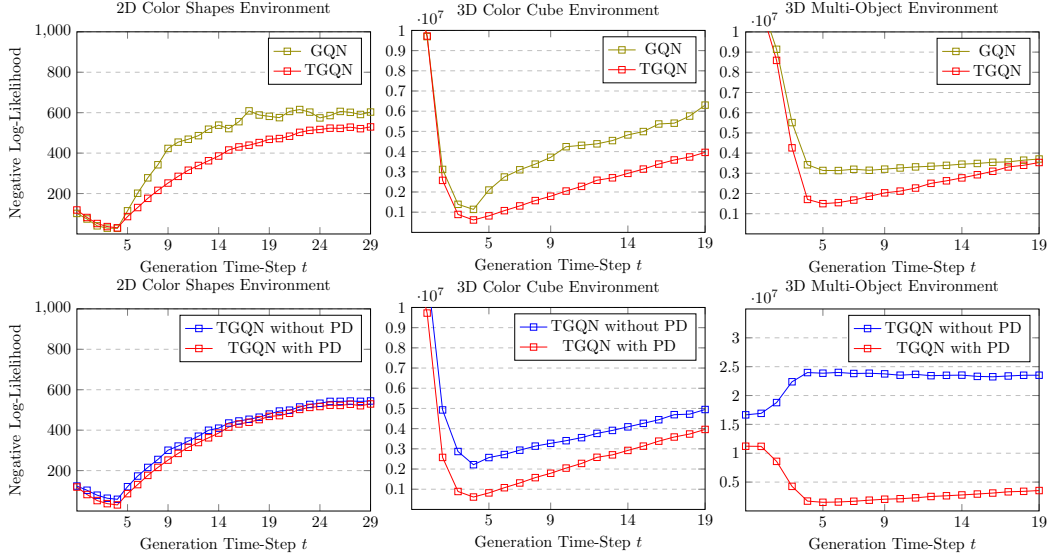


Figure 3: Negative log-likelihood per target image. **Top:** Comparison of TGQN (using posterior dropout) with CGQN. **Bottom:** Comparison of TGQN with and without posterior dropout.

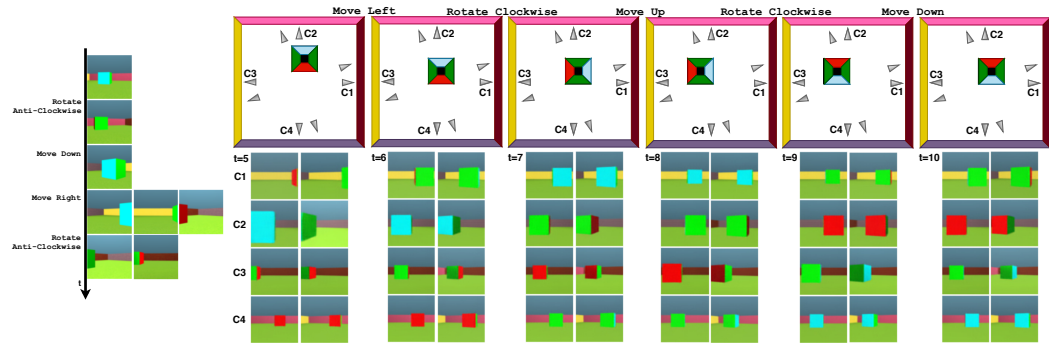


Figure 4: Model’s predictions in the Color-Cube environment. In time-steps 5 to 10, we query the model with fixed cameras positioned at increments of  $90^\circ$ . These cameras allow us to follow the motion of the cube with each action. Each of the cameras is accompanied with a counterpart at a  $20^\circ$  offset to show the adjacent face and provide a perception of depth. *Left:* The contexts and actions shown to the model in the first 5 time-steps. *Top Right* The scene map is shown along with the cameras, the face and the wall colors. *Bottom Right:* Model’s generated images in the time-steps 5 through 10.

**Setting and Baseline.** We provide context in the first 5 time-steps and the remaining time-steps were used for generation. We take the training sequence lengths as 15 and 20 for the 2D and the 3D tasks, respectively. We report our evaluation for generations beyond the training sequence lengths to analyze the generalization capability of the model. We compare TGQN to a GQN baseline. Since GQN’s original design does not consume actions, we concatenate the camera viewpoint and the RNN encoding of the action sequence up to that time-step to form the GQN query. In action-less environments, normalized  $t$  concatenated to the camera viewpoint is the query. (See Appendix C).

**Performance Metric.** The model’s performance is measured using the negative log-likelihood of the true images  $Y$  with respect to the modelled distribution  $P(Y|X, C)$ . The distribution is characterized by the *mean* image  $\mu_i^t$  and  $P(y_i^t|X, C) = \mathcal{N}(\mu_i^t, \mathbf{I})$ , where  $\mathbf{I}$  is the identity matrix. This metric is proportional to the Mean-Squared Error (MSE) between the generated and the true image. For the 2D environment, we modify the MSE metric to better reflect the generation quality. A model making no shape on the entire canvas will result in a lower MSE than if it generated a correct shape in the wrong position. Therefore, we compute a *recall-MSE* which computes MSE with respect to only those pixels which contain a shape in the true image.

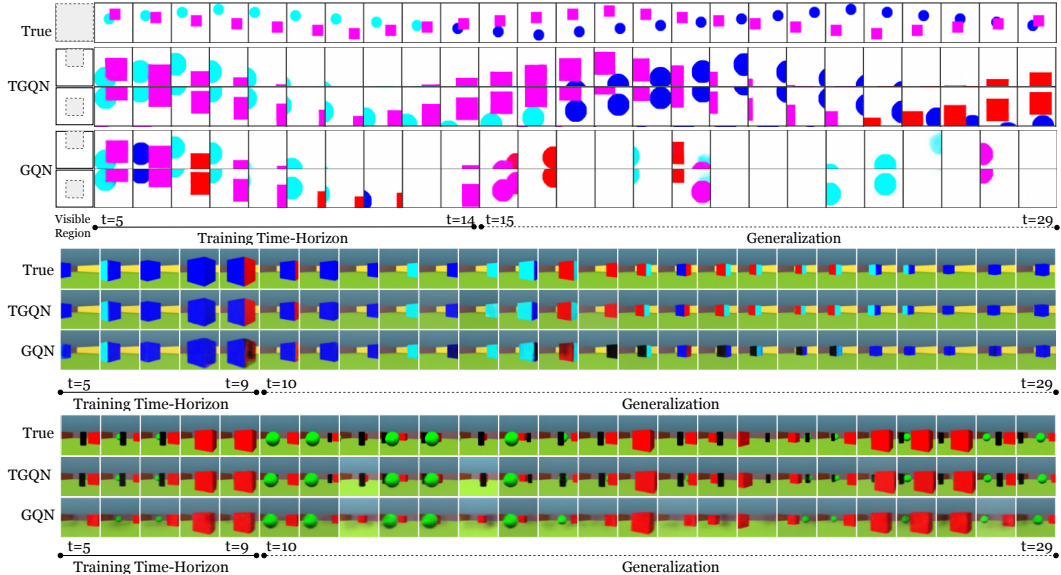


Figure 5: Generalization capability of TGQN and its comparison with GQN and the ground truth. Generated images for  $t = 5$  to 29 are shown. (See Appendices E, F and G for more examples.)

**Quantitative Performance Evaluation.** In Figure 3, we perform a two pronged evaluation - *a)* comparison between TGQN trained using the posterior dropout ELBO and GQN and, *b)* comparison between TGQN trained with and without the posterior dropout ELBO. We report the conclusions drawn from Figure 3 - *a)* We observe in the figure that TGQN outperforms GQN for all three environments. The performance gap is sustained even for the generations beyond the the sequence lengths used in training. *b)* We observe that the TGQN with posterior dropout outperforms the model trained without it. For the multi-object task, the posterior-dropout proved crucial for the training success as evidenced by the large gap in the performances due to transition-collapse.

**Qualitative Performance Evaluation.** In Figure 4, we show a demonstration of TGQN’s predictions for the color cube task. In Figure 5, we qualitatively show the TGQN generations compared against the true images and the GQN generations. We infer the following from the figure. *a)* The dynamics modelled using  $p_{\theta}(z_t|z_{<t}, C_t)$ , can be used to sample long possible futures. This differentiates our modelling from NP-like approaches where a single latent  $z$  must compress all the indefinite future possibilities. In the 2D task, TGQN keeps generating plausible shape, motion and color-changes. GQN fails here because sampled  $z$  does not contain information beyond  $t = 15$ , its training sequence-length. *b)* In the color-cube and the multi-object tasks, we observe that TGQN keeps performing the object transitions perfectly. In contrast, GQN is susceptible to forgetting the face colors in longer term generation. Although GQN is able to generate object positions correctly, this can be credited to the RNN that encodes the action sequence into the query. Since this RNN is deterministic, this modelling would fail to capture stochasticity in the transitions. *c)* GQN models the whole future in a single latent. It is therefore limited in its capacity in modelling finer details of the image. We see this through the poorer reconstruction and generation quality in the 3D tasks. For multi-object task, GQN is unable to capture the black cylinder while the image generations are not as sharp as those from TGQN. We demonstrate TGQN’s uncertainty modelling in the color-cube task by avoiding revealing one face in the context images and then sampling multiple futures in Appendix G.

## 6 Conclusion

We introduced SNP, a generic modelling framework that decouples the temporal dynamics from the complexities of the stochastic process at a particular moment of time. We showed that this allows for richer scene representations evidenced by improved generation quality that can generalize to longer time-horizons in contrast to NP and GQN. We resolved the problem of transition collapse in learning SNP through posterior dropout. We maintain that this approach can serve as a general solution to other models that condition latents on multiple sources of observations during inference. This work



opens multiple avenues for further work. An interesting direction would be to study if a context observed in the future can be used to update the belief about the scene state in the past.

## Acknowledgments

This work was supported by Electronics and Telecommunications Research Institute (ETRI) grant funded by the Korean government. [19ZH1100, Distributed Intelligence Core Technology of Hyper-Connected Space]. SA thanks to Kakao Brain, Center for Super Intelligence (CSI), and Element AI for their support.

## References

- Auger-Méthé, M., Field, C., Albertsen, C. M., Derocher, A. E., Lewis, M. A., Jonsen, I. D., and Flemming, J. M. State-space models' dirty little secrets: even simple linear gaussian models can have estimation problems. *Scientific reports*, 6:26677, 2016.
- Bengio, S., Vinyals, O., Jaitly, N., and Shazeer, N. Scheduled sampling for sequence prediction with recurrent neural networks. In *Advances in Neural Information Processing Systems*, pp. 1171–1179, 2015.
- Bowman, S. R., Vilnis, L., Vinyals, O., Dai, A. M., Jozefowicz, R., and Bengio, S. Generating sentences from a continuous space. *arXiv preprint arXiv:1511.06349*, 2015.
- Buesing, L., Weber, T., Racaniere, S., Eslami, S., Rezende, D., Reichert, D. P., Viola, F., Besse, F., Gregor, K., Hassabis, D., et al. Learning and querying fast generative models for reinforcement learning. *arXiv preprint arXiv:1802.03006*, 2018.
- Chung, J., Kastner, K., Dinh, L., Goel, K., Courville, A. C., and Bengio, Y. A recurrent latent variable model for sequential data. In *Advances in neural information processing systems*, pp. 2980–2988, 2015.
- Eleftheriadis, S., Nicholson, T., Deisenroth, M., and Hensman, J. Identification of gaussian process state space models. In *Advances in neural information processing systems*, pp. 5309–5319, 2017.
- Eslami, S. A., Rezende, D. J., Besse, F., Viola, F., Morcos, A. S., Garnelo, M., Ruderman, A., Rusu, A. A., Danihelka, I., Gregor, K., et al. Neural scene representation and rendering. *Science*, 360(6394):1204–1210, 2018.
- Fraccaro, M., Sønderby, S. K., Paquet, U., and Winther, O. Sequential neural models with stochastic layers. In *Advances in neural information processing systems*, pp. 2199–2207, 2016.
- Fraccaro, M., Kamronn, S., Paquet, U., and Winther, O. A disentangled recognition and nonlinear dynamics model for unsupervised learning. In *Advances in Neural Information Processing Systems*, pp. 3601–3610, 2017.
- Garnelo, M., Rosenbaum, D., Maddison, C. J., Ramalho, T., Saxton, D., Shanahan, M., Teh, Y. W., Rezende, D. J., and Eslami, S. Conditional neural processes. *arXiv preprint arXiv:1807.01613*, 2018a.
- Garnelo, M., Schwarz, J., Rosenbaum, D., Viola, F., Rezende, D. J., Eslami, S., and Teh, Y. W. Neural processes. *arXiv preprint arXiv:1807.01622*, 2018b.
- Gregor, K., Besse, F., Rezende, D. J., Danihelka, I., and Wierstra, D. Towards conceptual compression. In *Advances In Neural Information Processing Systems*, pp. 3549–3557, 2016.
- Hafner, D., Lillicrap, T., Fischer, I., Villegas, R., Ha, D., Lee, H., and Davidson, J. Learning latent dynamics for planning from pixels. *arXiv preprint arXiv:1811.04551*, 2018.
- Karl, M., Soelch, M., Bayer, J., and van der Smagt, P. Deep variational bayes filters: Unsupervised learning of state space models from raw data. *arXiv preprint arXiv:1605.06432*, 2016.
- Kim, H., Mnih, A., Schwarz, J., Garnelo, M., Eslami, A., Rosenbaum, D., Vinyals, O., and Teh, Y. W. Attentive neural processes. *arXiv preprint arXiv:1901.05761*, 2019.

- Kingma, D. P. and Welling, M. Auto-encoding variational bayes. *arXiv preprint arXiv:1312.6114*, 2013.
- Krishnan, R. G., Shalit, U., and Sontag, D. Structured inference networks for nonlinear state space models. In *Thirty-First AAAI Conference on Artificial Intelligence*, 2017.
- Kumar, A., Eslami, S., Rezende, D. J., Garnelo, M., Viola, F., Lockhart, E., and Shanahan, M. Consistent generative query networks. *arXiv preprint arXiv:1807.02033*, 2018.
- Rosenbaum, D., Besse, F., Viola, F., Rezende, D. J., and Eslami, S. Learning models for visual 3d localization with implicit mapping. *arXiv preprint arXiv:1807.03149*, 2018.
- Xingjian, S., Chen, Z., Wang, H., Yeung, D.-Y., Wong, W.-K., and Woo, W.-c. Convolutional lstm network: A machine learning approach for precipitation nowcasting. In *Advances in neural information processing systems*, pp. 802–810, 2015.
- Zheng, X., Zaheer, M., Ahmed, A., Wang, Y., Xing, E. P., and Smola, A. J. State space lstm models with particle mcmc inference. *arXiv preprint arXiv:1711.11179*, 2017.

## Appendix A ELBO Derivations

In this section, we derive the ELBO expressions that were introduced in the main text of the paper.

### A.1 SNP ELBO

In this sub-section we derive the ELBO mentioned in (6). We start with the objective of maximizing the log-likelihood of the targets given the queries and the contexts.

$$\begin{aligned}
& \log P(Y|X, C) \\
&= \log \mathbb{E}_{Q_\phi(Z|\mathcal{V})} \frac{P(Y, Z|X, C)}{Q_\phi(Z|\mathcal{V})} \\
&= \log \mathbb{E}_{Q_\phi(Z|\mathcal{V})} \frac{\prod_{t=1}^T P_\theta(Y_t|X_t, z_t) P_\theta(z_t|z_{<t}, C_t)}{\prod_{t=1}^T Q_\phi(z_t|z_{<t}, \mathcal{V})} \\
&\geq \mathbb{E}_{Q_\phi(Z|\mathcal{V})} \left[ \log \frac{\prod_{t=1}^T P_\theta(Y_t|X_t, z_t) P_\theta(z_t|z_{<t}, C_t)}{\prod_{t=1}^T Q_\phi(z_t|z_{<t}, \mathcal{V})} \right] \\
&= \mathbb{E}_{Q_\phi(Z|\mathcal{V})} \sum_{t=1}^T \left[ \log \frac{P_\theta(Y_t|X_t, z_t) P_\theta(z_t|z_{<t}, C_t)}{Q_\phi(z_t|z_{<t}, \mathcal{V})} \right] \\
&= \mathbb{E}_{Q_\phi(Z|\mathcal{V})} \sum_{t=1}^T \left[ \log P_\theta(Y_t|X_t, z_t) + \log \frac{P_\theta(z_t|z_{<t}, C_t)}{Q_\phi(z_t|z_{<t}, \mathcal{V})} \right] \\
&= \sum_{t=1}^T \mathbb{E}_{Q_\phi(Z|\mathcal{V})} \left[ \log P_\theta(Y_t|X_t, z_t) + \log \frac{P_\theta(z_t|z_{<t}, C_t)}{Q_\phi(z_t|z_{<t}, \mathcal{V})} \right] \\
&= \sum_{t=1}^T \mathbb{E}_{Q_\phi(Z|\mathcal{V})} \left[ \log P_\theta(Y_t|X_t, z_t) - \log \frac{Q_\phi(z_t|z_{<t}, \mathcal{V})}{P_\theta(z_t|z_{<t}, C_t)} \right] \\
&= \sum_{t=1}^T \mathbb{E}_{Q_\phi(z_t|\mathcal{V})} [\log P_\theta(Y_t|X_t, z_t)] - \mathbb{E}_{Q_\phi(z_{\leq t}|\mathcal{V})} \log \frac{Q_\phi(z_t|z_{<t}, \mathcal{V})}{P_\theta(z_t|z_{<t}, C_t)} \\
&= \sum_{t=1}^T \mathbb{E}_{Q_\phi(z_t|\mathcal{V})} [\log P_\theta(Y_t|X_t, z_t)] - \mathbb{E}_{Q_\phi(z_{<t}|\mathcal{V})} [\text{KL}(Q_\phi(z_t|z_{<t}, \mathcal{V}) \parallel P_\theta(z_t|z_{<t}, C_t))]
\end{aligned}$$

which gives us the expression in (6).

### A.2 Posterior Dropout ELBO

In this sub-section, we derive the ELBO with *posterior dropout* (8). As mentioned in Section 3.4, we choose a subset of time-steps  $\mathcal{T}$  so that we use the prior distribution to sample the  $z_t$  and posterior for the time-steps in  $\tilde{\mathcal{T}}$ . We start with the objective of maximizing the likelihood of the target images belonging to the time-steps in  $\tilde{\mathcal{T}}$  and then proceed with the derivation as shown below.

$$\begin{aligned}
& \mathbb{E}_{\tilde{\mathcal{T}}} \log p_{\theta, \psi}(Y_{\tilde{\mathcal{T}}}|X, C) \\
&= \mathbb{E}_{\tilde{\mathcal{T}}} \log \int \prod_{t \in \tilde{\mathcal{T}}} p_\psi(y_t|x_t, z_t) \prod_{t=1}^T p_\theta(z_t|z_{<t}, C_t) dZ \\
&= \mathbb{E}_{\tilde{\mathcal{T}}} \log \mathbb{E}_{Z \sim \tilde{Q}} \left[ \frac{\prod_{t \in \tilde{\mathcal{T}}} p_\psi(y_t|x_t, z_t) \prod_{t=1}^T p_\theta(z_t|z_{<t}, C_t)}{\prod_{t \in \mathcal{T}} p_\theta(z_t|z_{<t}, C_t) \prod_{t \in \tilde{\mathcal{T}}} q_\phi(z_t|z_{<t}, C, D)} \right] \\
&\geq \mathbb{E}_{\tilde{\mathcal{T}}} \mathbb{E}_{Z \sim \tilde{Q}} \sum_{t \in \tilde{\mathcal{T}}} [\log p_\psi(y_t|x_t, z_t) - \text{KL}(q_\phi(z_t|z_{<t}, C, D) \parallel p_\theta(z_t|z_{<t}, C_t))] = \mathcal{L}_{\text{PD}}
\end{aligned}$$

which gives us the required expression in (8).

## Appendix B Neural Networks

### B.1 Regression

In 1D regression task, NP model architecture is same as the model in Kim et al. (2019). To attach temporal information in NP, time is encoded as a normalized float scalar and appended in query. Based on NP, SNP is designed with a deterministic state-transition model and SSM. The deterministic state transition model is as followed.

$$\begin{aligned} h'_t &= f(h'_{t-1}, r_{t-1}) \\ s_C^t &= f_s(h'_t, C_t) \end{aligned} \quad (9)$$

Used dimension of hidden unit, Learning rate and batch size are 128, 0.0001 and 16, respectively.

### B.2 Temporal Generative Query Networks

Here, we give the details of the implementation of the TGQN model geared towards generation of 3D scenes. Our implementation is fully convolutional i.e., all the latent states and deterministic states are 3 dimensional tensors.

**Generation** Below, we outline the implementation of the generative model.

$$h_0 \leftarrow \text{learned parameter} \quad (\text{Initialize deterministic state}) \quad (10)$$

$$z_0 \sim \text{DRAW}_\theta(h_0, \mathbf{0}, \mathbf{0}) \quad (\text{Sample initial latent using DRAW}) \quad (11)$$

$$C_t \leftarrow \sum_{i=1}^{n_t} \text{RepNet}_\theta(x_i^t, y_i^t) \quad (\text{Compute scene representation from observed context}) \quad (12)$$

$$a_t \leftarrow \text{action embedding} \quad (\text{One-hot action embedding}) \quad (13)$$

$$h_t \leftarrow \text{RNN}_\theta(h_{t-1}, z_{t-1}, a_{t-1}, C_t) \quad (\text{Deterministic state transition}) \quad (14)$$

$$z_t \sim \text{DRAW}_\theta(h_t, a_{t-1}, C_t) \quad (\text{Sample } z_t \text{ using DRAW}) \quad (15)$$

$$y_i^t \leftarrow \text{Renderer}_\gamma(x_i^t, z_t) \quad (\text{Render the image}) \quad (16)$$

More details about the implementation of  $\text{DRAW}_\theta$ ,  $\text{RepNet}_\theta$  and the  $\text{Renderer}_\gamma$  are provided in following sections.

**Inference** Next, we outline the inference procedure used for sampling all the latents  $z_{0:T}$ . First, we describe the sampling of the  $z_0$  by making use of all the observations from all time-steps.

$$D_t \leftarrow \sum_{i=n_t+1}^{m_t} \text{RepNet}_\theta(x_i^t, y_i^t) \quad (\text{Compute scene representation from target observations}) \quad (17)$$

$$b_t \leftarrow \text{RNN}_\phi(b_{t+1}, C_t, D_t, a_t) \quad (\text{Encode all observations using a backward RNN}) \quad (18)$$

$$z_0 \sim \text{DRAW}_\phi(h_0, \mathbf{0}, b_1) \quad (\text{Sample initial latent from posterior distribution}) \quad (19)$$

Here,  $h_0$  is the same as in (10). Next, we compute all remaining  $h_t$ 's and sample all remaining  $z_t$ 's by using  $D_t + C_t$  instead of just  $C_t$ . The  $h_t$ 's for  $t > 0$  are computed as in (14) using the generative network. All the  $z_t$ 's for  $t > 0$  are drawn similar to (15) using  $\text{DRAW}_\phi$ . Note that  $\text{DRAW}_\phi$  has access to the internal states of the generative  $\text{DRAW}_\theta$  network. This has been omitted in (19) for brevity but is described in the following sections.

#### B.2.1 Basic Building Blocks

1. **Representation Network:** The representation network takes an image-viewpoint pair and summarizes the scene as a 3D tensor. Multiple such representations are combined in an order-invariant fashion by summing or averaging. We use the Tower Network as described in Eslami et al. (2018).

$$\begin{aligned} D &= \{(\mathbf{x}_1, \mathbf{y}_1), (\mathbf{x}_2, \mathbf{y}_2), \dots, (\mathbf{x}_m, \mathbf{y}_m)\} \\ R_D &= \frac{1}{m} \sum_{i=1}^m \text{RepNet}(\mathbf{x}_i, \mathbf{y}_i) \end{aligned}$$

Here,  $D$  is a set of image-viewpoint pairs and  $R_D$  is its computed representation.

2. **Convolutional LSTM Cell:** A standard LSTM Cell where all fully-connected layers are substituted for convolutional layers.

$$(h_{i+1}, c_{i+1}) \leftarrow \text{ConvLSTM}(x_i, h_i, c_i)$$

where  $h_i$  is the output of the cell and  $c_i$  is the recurrent state of the ConvLSTM.

### B.2.2 Renderer $p(y|z, \mathbf{h}, \mathbf{x})$

The input to the renderer is the scene information contained in the latent  $\mathbf{z}$  and deterministic state  $\mathbf{h}$  along with the camera viewpoint  $\mathbf{x}$ . The output is the generated image  $\mathbf{y}$ . The renderer is deterministic and iterative where each iteration updates the image canvas as follows.

$$\begin{aligned} \mathbf{e}^{(i)} &\leftarrow \text{encoder}(\mathbf{y}^{(i)}) \\ (\mathbf{d}^{(i+1)}, \mathbf{c}^{(i+1)}) &\leftarrow \text{ConvLSTM}(\mathbf{e}^{(i)}, \mathbf{d}^{(i)}, \mathbf{c}^{(i)}, \mathbf{x}, \mathbf{h}, \mathbf{z}) \\ \mathbf{y}^{(i+1)} &\leftarrow \mathbf{y}^{(i)} + \text{decoder}(\mathbf{d}^{(i+1)}) \end{aligned}$$

Here,  $\mathbf{x}^{(i)}$  is the canvas at the  $i^{\text{th}}$  iteration and the  $\mathbf{d}^{(i)}$  and  $\mathbf{c}^{(i)}$  are the hidden state and the cell state of the convolutional LSTM, respectively. The number of iterations is a model parameter taken as 6.

Next, we describe the details of the encoder and decoder used above.

1. **Encoder:** Details are shown in the Figure 6.

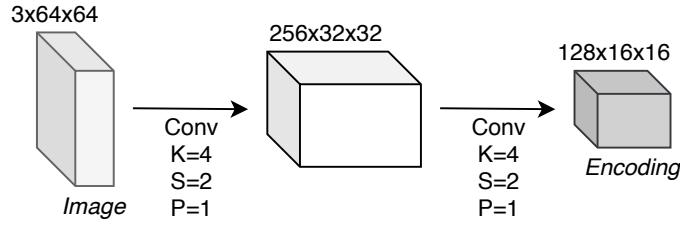


Figure 6: Encoder network has two convolutional layers. After each layer, ReLU non-linearity is applied.

2. **Decoder:** Details are shown in the Figure 7.

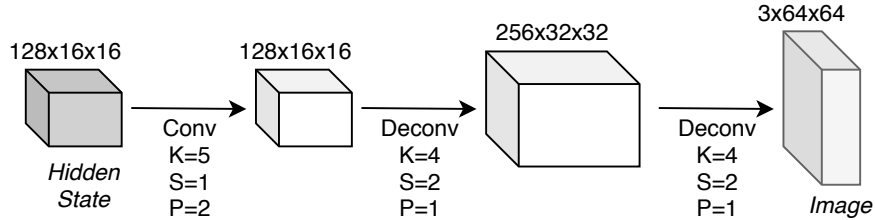


Figure 7: Decoder network has one convolutional layer and two transposed convolutional layers. After each layer except the last, ReLU non-linearity is applied.

### B.2.3 Updating the deterministic state $\mathbf{h}_t$

For any  $t$ , the deterministic state  $\mathbf{h}_t$  summarizes all the previous latent states  $\mathbf{z}_{<t}$ . This deterministic state is updated using a convolutional LSTM. The update may be described as follows.

$$(\mathbf{h}_{t+1}, \mathbf{c}_{t+1}) \leftarrow \text{ConvLSTM}(\mathbf{z}_t, \mathbf{a}_t, \mathbf{h}_t, \mathbf{c}_t)$$

Here,  $\mathbf{c}_t$  is the LSTM's internal cell state and  $\mathbf{a}_t$  is the action received at time  $t$ .

### B.2.4 Sampling the latent $z_t$ using $p(z_t | \mathbf{h}_t, \mathbf{a}_t)$

The sampling of latents, like CGQN (Kumar et al., 2018), is done using a DRAW-like auto-regressive density. Assume that *a*)  $\mathbf{h}$  is the deterministic state, *b*)  $\mathbf{a}$  is the action provided, *c*)  $C$  is the context encoding provided at the current time-step and *d*)  $D$  is the target encoding provided at the current time-step.

**Generation** This procedure is described in the following equations.

$$(\hat{h}_0^p, \hat{c}_0^p) \leftarrow \text{learned parameters} \quad (\text{Initial RNN state for generation}) \quad (20)$$

$$(\hat{h}_t^p, \hat{c}_t^p) \leftarrow \text{RNN}_\theta(z_t^{l-1}, \hat{h}_{t-1}^p, \hat{c}_{t-1}^p, \mathbf{h}, \mathbf{a}, C) \quad (\text{Update rule for generative RNN}) \quad (21)$$

$$(\mu^l, \sigma^l) \leftarrow \text{SufficientStatistics}_\theta(\hat{h}_t^p) \quad (\text{See Figure 8}) \quad (22)$$

$$z^l \sim \mathcal{N}(\mu^l, \sigma^l) \quad (\text{Sample the latent at current DRAW step}) \quad (23)$$



Figure 8: Computing sufficient statistics from the RNN hidden state of the auto-regressive density.

**Inference** The inference procedure performs a similar sampling of the  $z^l$ 's but while having access to the hidden state of the generative RNN computed in (21). This procedure is described in the following equations.

$$(\hat{h}_0^p, \hat{c}_0^p) \leftarrow \text{learned parameters} \quad (\text{Initial RNN state for generation}) \quad (24)$$

$$(\hat{h}_0^q, \hat{c}_0^q) \leftarrow \text{learned parameters} \quad (\text{Initial RNN state for inference}) \quad (25)$$

$$(\hat{h}_t^q, \hat{c}_t^q) \leftarrow \text{RNN}_\theta(z_t^{l-1}, \hat{h}_{t-1}^q, \hat{h}_{t-1}^p, \hat{c}_{t-1}^q, \mathbf{h}, \mathbf{a}, D) \quad (\text{Update rule for inference RNN}) \quad (26)$$

$$(\mu^l, \sigma^l) \leftarrow \text{SufficientStatistics}_\theta(\hat{h}_t^q) \quad (\text{See Figure 8}) \quad (27)$$

$$z^l \sim \mathcal{N}(\mu^l, \sigma^l) \quad (\text{Sample the latent at current DRAW step}) \quad (28)$$

$$(\hat{h}_t^p, \hat{c}_t^p) \leftarrow \text{RNN}_\theta(z_t^{l-1}, \hat{h}_{t-1}^p, \hat{c}_{t-1}^p, \mathbf{h}, \mathbf{a}, C) \quad (\text{Update rule for the generative RNN}) \quad (29)$$

### B.3 Hyper-Parameters

In this sub-section, we describe the hyper-parameters used in our training.

Parameter	3D Tasks	2D Tasks
Image Width/Height	64	64
Image Channels	3	3
Latent Width/Height	16	16
Renderer Image Encoding Depth	128	128
ConvLSTM Hidden State Depth	128	128
Context Representation Depth	256	256
SSM Transition State Depth	108	108
Training Batch-Size	4	4
Latent Depth per DRAW step	4	4
Action Input Embedding	One-hot	Not Applicable
Number of DRAW steps	6	6
Learning Rate	0.00005	0.00005
Viewpoint Size	3	2
Loss Type	Scalar Gaussian	Scalar Gaussian
Likelihood $\sigma$	1.414	1.414
$\beta$ annealing	Increase gradually from 1.0 to 25000	1.0
Maximum context per time-step	4	2

**Posterior Dropout** requires that we randomly choose between using  $p_\theta$  or  $q_\phi$ . The choice was made randomly with probability 0.5 at every time-step of each episode for each training iteration. Furthermore, the training of any task was first initiated without the posterior dropout ELBO. The posterior dropout ELBO was gradually turned on after the reconstruction loss using the SNP ELBO had saturated. This is done to avoid conflict in the training of the encoder network due to two reconstruction losses from the two ELBOs in the initial stages of the training.

### B.4 3D Data Set Creation

We used the MuJoCo framework to generate the 3D data sets. For training, we created 50,000 episodes where each episode contains 10 time-steps and each time-step contains 20 images. Therefore, the training is performed on 10 million images. For testing and evaluation, data sets containing 10,000 episodes with 30 time-steps each were separately generated.

## Appendix C GQN Baseline

Here, we provide some salient details of our implementation the GQN baseline. *a)* In environments with actions, the query is a concatenation of the camera viewpoint and the RNN encoding of the action sequence up to that time-step. In action-less environments,  $t$  as a normalized scalar concatenated to the camera viewpoint. *b)* We encode contexts (or targets) from multiple time-steps using an action-conditioned backward-RNN. *c)* Since TGQN cannot observe contexts from future time-steps, so for fair comparison, we provide GQN with an encoding of contexts only up to the time-step that we are interested in querying.

## Appendix D Data Set Additional Details

### D.1 Gaussian Process Data set

The hyper-parameters, length-scale  $l \in [0.7, 1.2]$  and kernel-scale  $\sigma \in [1.0, 1.6]$  are chosen randomly at  $t=0$  for each episode. The dynamics  $\Delta l \in [-0.03, 0.03]$  and  $\Delta \sigma \in [-0.05, 0.05]$  vary randomly per each episode (chosen at  $t=0$ ) and to introduce stochastic transition, small Gaussian noise is added.

## D.2 2D Color Shapes Data Set

The canvas and object size are  $130 \times 130$  and  $38 \times 38$ , respectively. Speed of each object is 15 pixels per time-step and direction is randomly chosen. Shapes can be triangle, square or circle and colors can be red, magenta, blue, cyan, green or yellow. Here, we provide the fixed rule we used to decide which object covers the other in case of an overlap.

- Green or yellow cover red and magenta.
- Red or magenta cover blue and cyan.
- Magenta covers red.
- Cyan covers blue.
- Yellow covers green.



## Appendix E More Comparative Examples




Figure 9: Comparison of generations from TGQN model versus the GQN model in the Color Cube environment. Time-steps shown are from  $t = 5$  to 29. Each column represents one time-step. Each row shows images from a fixed camera viewpoint labeled in the leftmost column. The action sequence provided to the objects is shown in the top row. The context was provided only in the first 5 time-steps.


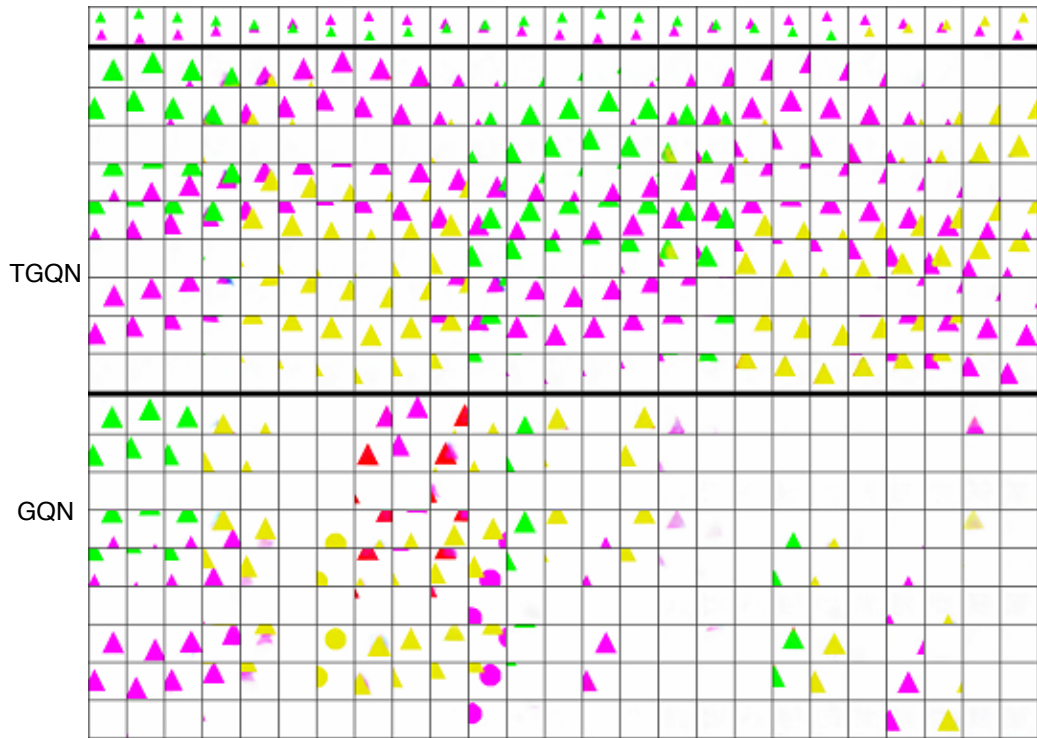
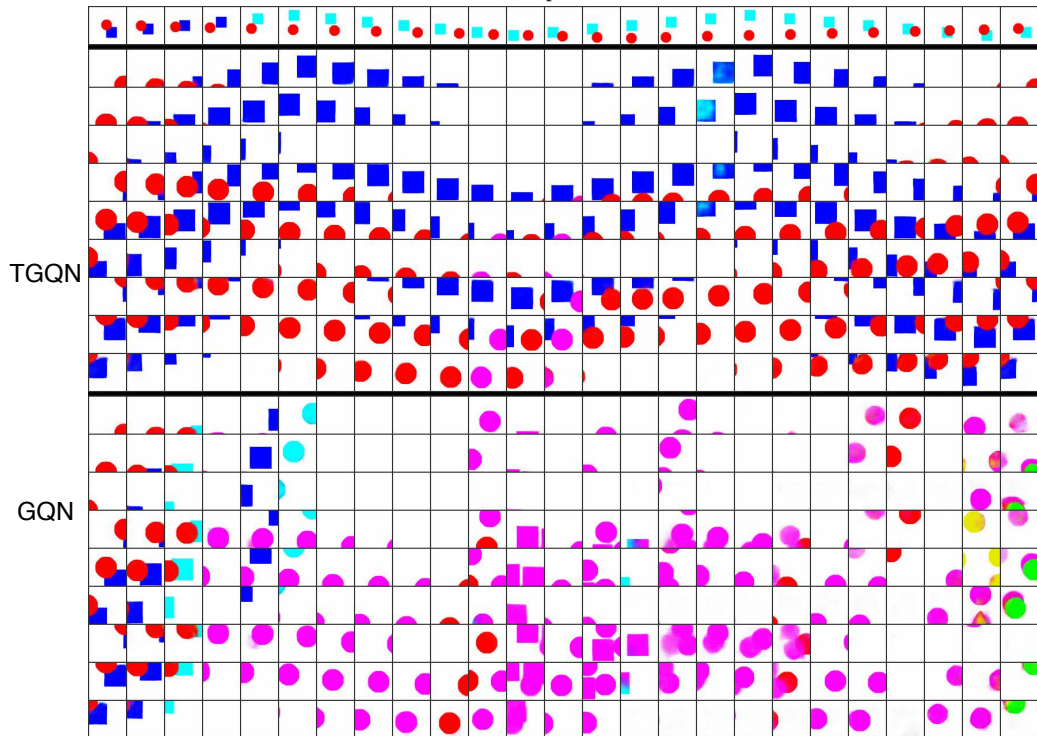


Figure 10: Comparison of generations from TGQN model versus the GQN model in the Color Cube environment. Time-steps shown are from  $t = 5$  to 29. Each column represents one time-step. Each row shows images from a fixed camera viewpoint labeled in the leftmost column. The action sequence provided to the objects is shown in the top row. The context was provided only in the first 5 time-steps.

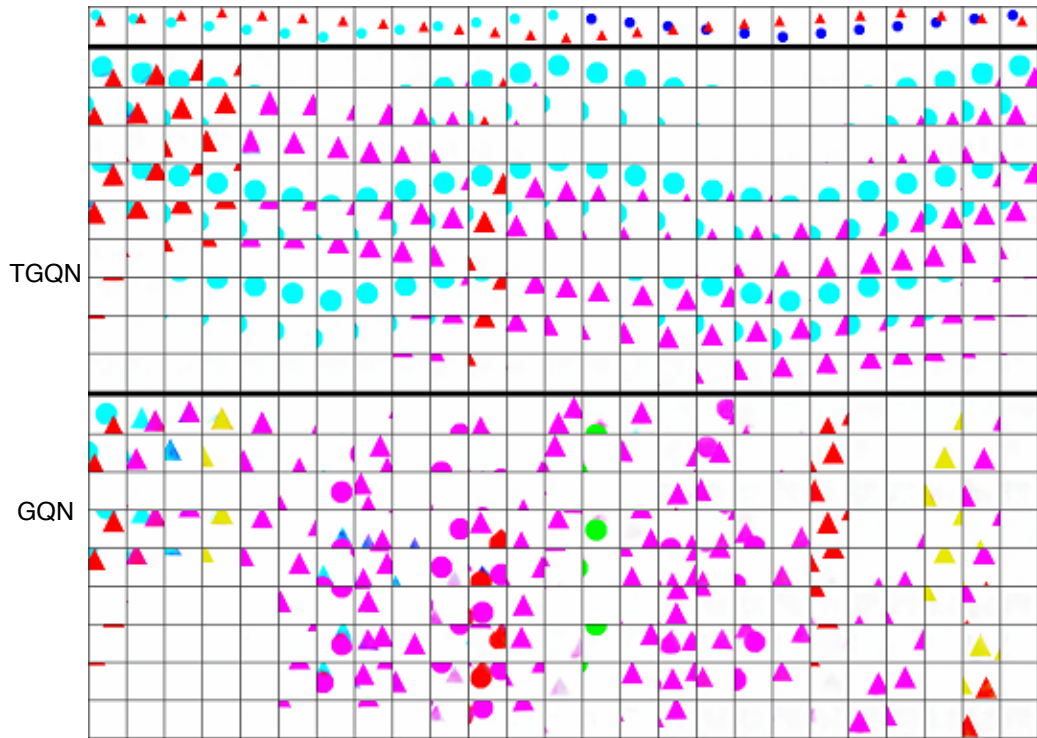


(a) Episode 1

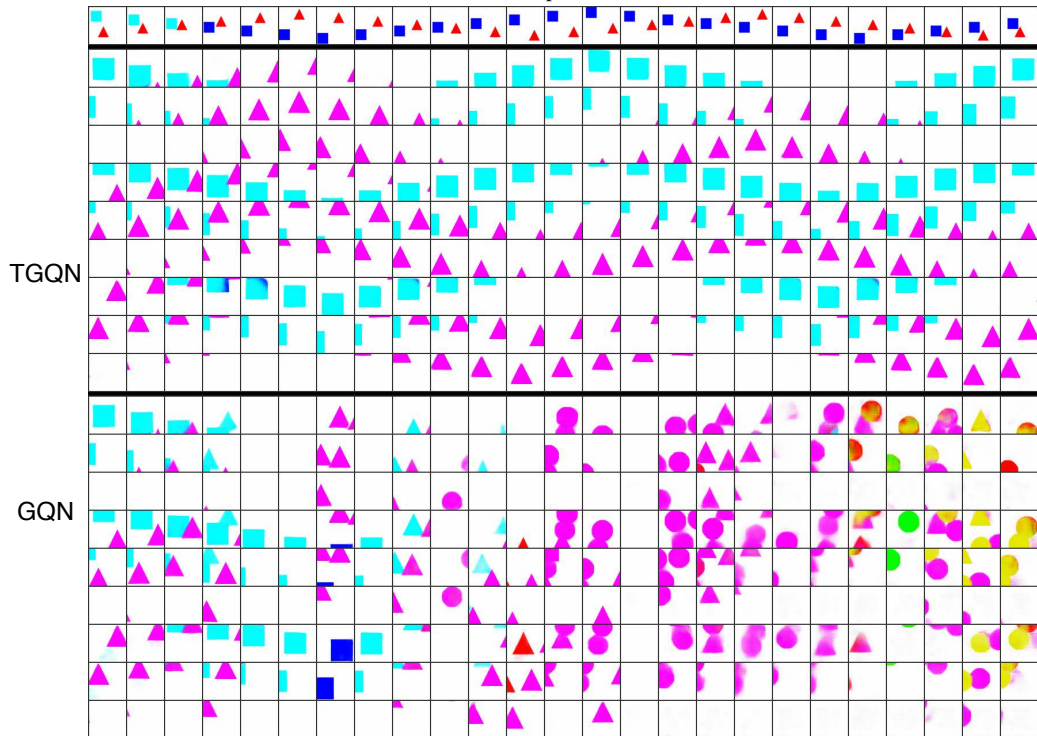


(b) Episode 2

Figure 11: Comparison of generations from TGQN model versus the GQN model in the Color Shapes environment. Time-steps shown are from  $t = 5$  to 29. Each column represents one time-step. Each row shows images from a fixed viewpoint. The true sequence provided to the objects is shown in the top row. The context was provided only in the first 5 time-steps.



(a) Episode 1



(b) Episode 2

Figure 12: Comparison of generations from TGQN model versus the GQN model in the Color Shapes environment. Time-steps shown are from  $t = 5$  to 29. Each column represents one time-step. Each row shows images from a fixed viewpoint. The true sequence provided to the objects is shown in the top row. The context was provided only in the first 5 time-steps.




Figure 13: Comparison of generations from TGQN model versus the GQN model in the Multi-Object environment. Time-steps shown are from  $t = 5$  to 29. Each column represents one time-step. Each row shows images from a fixed camera viewpoint labeled in the leftmost column. The action sequence provided to the objects is shown in the top row. The context was provided only in the first 5 time-steps.






Figure 14: Comparison of generations from TGQN model versus the GQN model in the Multi-Object environment. Time-steps shown are from  $t = 5$  to 29. Each column represents one time-step. Each row shows images from a fixed camera viewpoint labeled in the leftmost column. The action sequence provided to the objects is shown in the top row. The context was provided only in the first 5 time-steps.

## Appendix F Additional Model Generation Results

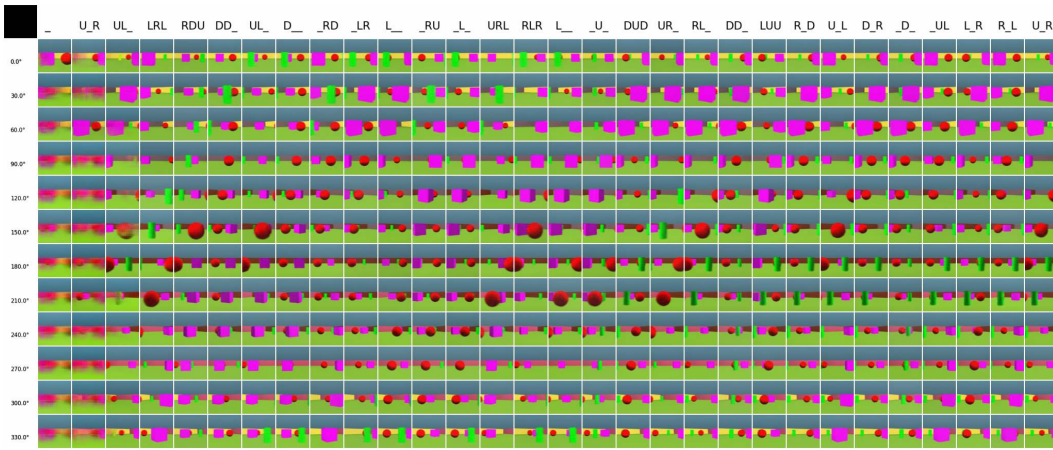


(a) Episode 1




(b) Episode 2

Figure 15: Generations from TGQN model in the Color Cube environment. Each column represents one time-step. Time-steps shown are from  $t = 0$  to 29. The action sequence provided to the objects is shown in the top row. Camera angle is shown in the column on the left. The context was provided only in the first 5 time-steps.




(a) Episode 1



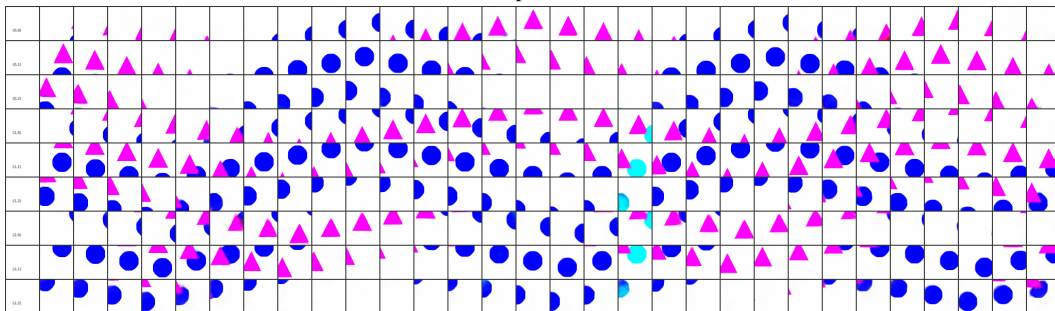
(b) Episode 2

Figure 16: Generations from TGQN model in the Multi-Object environment. Each column represents one time-step. Time-steps shown are from  $t = 0$  to 29. The action sequence provided to the objects is shown in the top row. Each action is a 3-tuple with actions provided to the sphere, the cylinder and the cube, respectively. Camera angle is shown in the column on the left. The context was provided only in the first 5 time-steps.





(a) Episode 1



(b) Episode 2

Figure 17: Generations from TGQN model in the Color Shapes environment. Each column represents one time-step. Time-steps shown are from  $t = 0$  to 29. Camera position is shown in the column on the left. The context was provided only in the first 5 time-steps.

## Appendix G Uncertainty Demonstration in TGQN

In this section, we show some qualitative samples that demonstrate the uncertainty modelling in TGQN and GQN. We show that the model is able to generate colors from true distribution i.e., the true palette of colors.

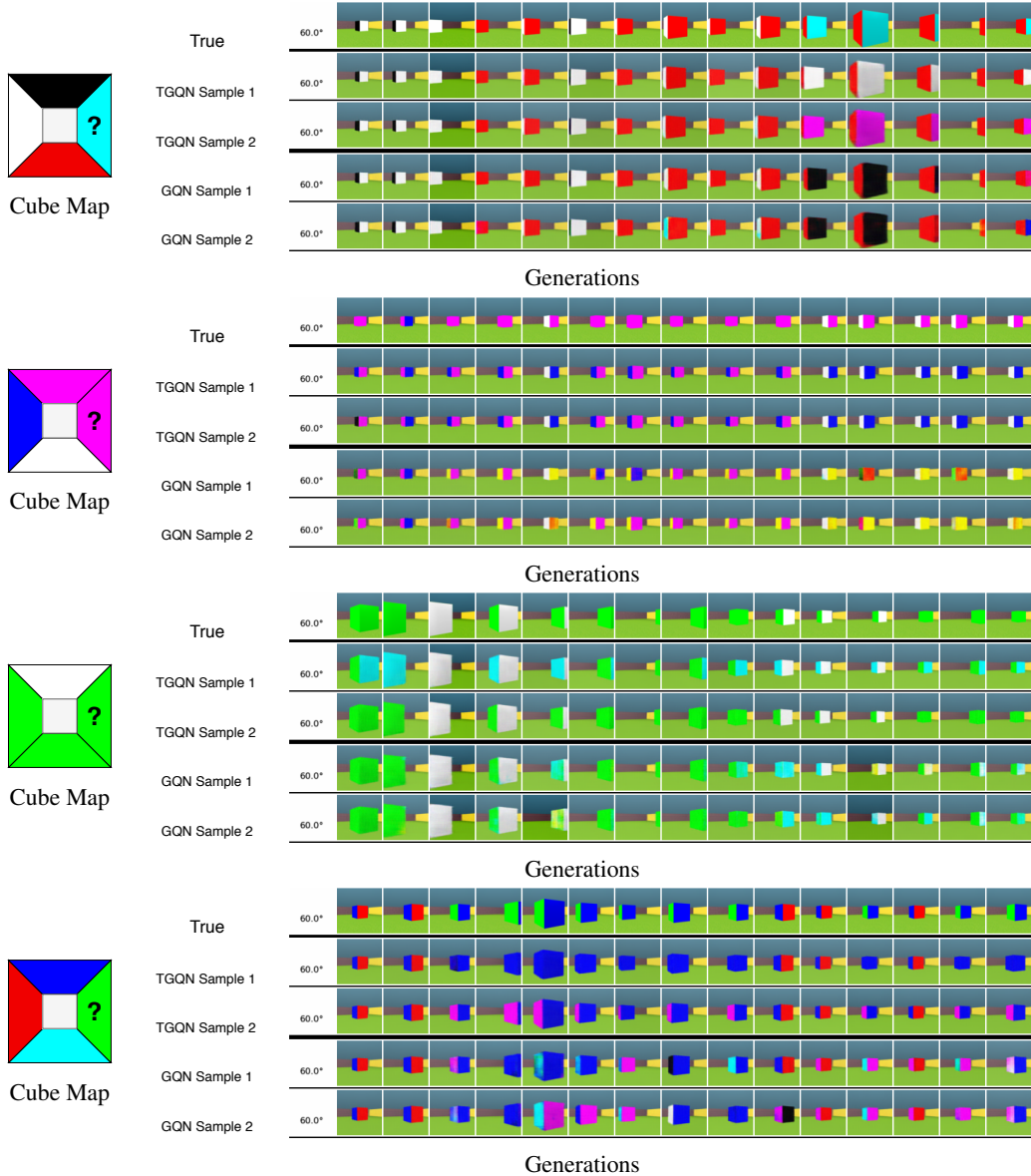


Figure 18: Demonstration of uncertainty modelling in TGQN and GQN. During  $t = 0$  to  $4$ , we show context without showing the viewpoints that reveal the face that we intend to hide. On the left, we show the cube map with a '?' demarcating the hidden face color. We then let the model generate from  $t = 5$  to  $19$  with camera positioned at  $60^\circ$ . On the right, we show the ground truth images (top row) and two sampled roll-outs using TGQN and GQN each. We observe that TGQN models the uncertainty about the unrevealed face and generates a color from the true palette i.e., color distribution. TGQN produces better rendering of the sampled hidden faces than GQN.