

Policy Targeting under Network Interference*

Davide Viviano [†]

First Version: June, 2019

This Version: June, 2021

Abstract

This paper discusses the problem of estimating treatment allocation rules under network interference. I propose a method with several attractive features for applications: (i) it does not rely on the correct specification of a particular structural model; (ii) it exploits heterogeneity in treatment effects for targeting individuals; (iii) it accommodates arbitrary constraints on the policy function; (iv) it does not necessitate network information of the target units. I introduce estimation procedures that leverage experimental or observational data and derive strong guarantees on the utilitarian regret. I provide a mixed-integer linear program formulation, which can be solved using off-the-shelf algorithms. I illustrate the advantages of the method for targeting information on social networks.

Keywords: Causal Inference, Welfare Maximization, Spillovers, Social Interactions.

JEL Codes: C10, C14, C31, C54.

*Previous versions can be found at <https://arxiv.org/abs/1906.10258>. I wish to thank Graham Elliott, James Fowler, Yixiao Sun, and Kaspar Wüthrich for support and advice. I thank Brendan Beare, Jelena Bradic, Guido Imbens, Toru Kitagawa, Karthik Muralidharan, Paul Niehaus, James Rauch, Aleksey Tetenov for helpful comments. I particularly thank Vikram Jambulapati for invaluable discussion at the beginning of this project. I also thank participants at the EGSC Conference at the University of Washington in St. Louis 2019, at the Causal Inference with Interactions conference at Cemmap, at the Young Economists' Symposium at UPenn 2020, at the Econometric Society World Congress 2020, at the ASSA meeting 2021, and at the 6th Annual Conference of Network Science and Economics. All mistakes are my own.

[†]Department of Economics, University of California, San Diego. Correspondence: dviviano@ucsd.edu.

1 Introduction

One of the researchers' objectives in conducting an experiment or quasi-experiment is often identifying the most effective policy. This paper addresses the question of which individuals should be treated to maximize social welfare. Network interference is the main challenge: treatments generate effects not only on the targeted units but also on their friends or neighbors. Empirical applications include public policy programs (Barrera-Osorio et al., 2011), cash transfer programs (Egger et al., 2019), educational programs (Oppen, 2016), viral marketing (Zubcsek and Sarvary, 2011), advertising campaigns (Bond et al., 2012).¹

We consider a setting where units are connected under a possibly fully connected network. Individuals are assigned treatments whose effects are assumed to propagate locally in the network (i.e., to their neighbors). Researchers sample n units from an experiment or a quasi-experiment, collecting information on their covariates, treatment assignments, outcomes, covariates, and assignments of their neighbors, while we do not require knowledge of the entire population network. Researchers' goal is to estimate a treatment allocation rule for new applications. For example, in the experiment discussed in Cai et al. (2015) on studying the effect of information sessions on insurance take-up in villages subject to environmental disasters, the goal is to estimate which individuals the insurance company should target in new villages to maximize insurance adoption.

The first challenge for policy targeting is that the network on the target units may be unobserved due to the cost associated with collecting it on large populations.² For instance, in the example from Cai et al. (2015), the insurance company has only access to the network information of the experimental participants. It is costly or infeasible to collect network information from all target individuals in a region or country. Motivated by this consideration, we develop a method that allows for arbitrary constraints on the policy space, with the network not necessarily observed on the target sample. We leverage the dependence between covariates and network information on the in-sample units to optimally target individuals. A second challenge is heterogeneity in treatment effects: an individual may have a different response to her and neigh-

¹Spillover effects have been documented in development economics (Banerjee et al., 2013), social economics (Sobel, 2006), medicine (Christakis and Fowler, 2010) among many others.

²The reader may refer to Breza et al. (2020) for a discussion on the cost associated with collecting network information.

bors’ treatment depending on her type. We exploit the exogenous and anonymous interference assumption³, common in applications⁴, to estimate semi-parametrically welfare without imposing parametric forms on the network formation process or on the individual heterogeneity in treatment effects.

The rule we develop, named Network Empirical Welfare Maximization (NEWM), maximizes the empirical welfare in the presence of spillover effects across units and constraints on the policymaker’s decision space. We interpret the policy targeting as a treatment choice problem (Manski, 2004; Kitagawa and Tetenov, 2018; Athey and Wager, 2021), with the researcher’s goal to find the most effective treatment configuration. NEWM consists of a two-step estimation procedure: in the first step, we estimate the empirical welfare of the network as a functional of the policy; in the second step, we solve a constrained optimization procedure over the policy space using an exact optimization algorithm. We evaluate the method’s performance based on its maximum regret, i.e., on the difference between the best utility achieved at the truly optimal policy function within the class of feasible rules and the expected utility from deploying the estimated policy function.

From a theoretical perspective, we make three contributions. First, we derive the first set of guarantees for individualized treatment assignments on the regret under interference; second, we introduce a nonparametric estimation procedure to achieve the $n^{-1/2}$ -convergence rate in the absence of known propensity score and dependent units, exploiting chromatic properties of the network; third, we show that for a large class of policy functions, the optimization problem can be written as a mixed-integer linear program, which can be solved using off-the-shelf optimization routines. From a practical perspective, we bridge two strands of literature on statistical treatment

³Exogenous peer effects indicate that potential outcomes are functions of neighbors’ treatments, see Manski (2013) for more details. Exogenous and anonymous interference states that potential outcomes are possibly unknown functions of the individual assignment, the number of treated neighbors, and the number of neighbors, covariates, and exogenous unobservables. For example, an individual may depend not only on the individual treatment and covariates but also on the share or sum of treated neighbors and whether at least one neighbor is treated. Athey et al. (2018) provide a general framework for testing these conditions.

⁴Cai et al. (2015) show that inviting individuals to information sessions generates large effects on their friends’ insurance take-up in subsequent sessions, documenting the presence of exogenous interference. The authors also show that each individual’s take-up decision does not depend on her friends’ take-up decision, consistently with an exogenous interference model. Examples of studies with models consistent with the assumption of anonymous and exogenous interference include Sinclair et al. (2012); Dufllo et al. (2011); Muralidharan et al. (2017), where for the second reference, networks can be considered groups of classrooms with units within each classroom being fully connected.

choice and network interference⁵ to provide easy-to-implement tools for targeting individuals on the network.

We start our analysis by discussing the identification of social welfare under interference. We assume that treatments are unconfounded, and the network is exogenous, i.e., potential outcomes independent of the neighbors’ identity, conditional on individual observable characteristics.⁶ Network exogeneity is attained if, for example, two individuals form a link based on individual-level characteristics and exogenous unobservables.

We discuss estimation with known and unknown propensity scores. We show that under bounded complexity of the function class of interest, local dependence, and standard moment conditions, the regret of the estimated policy scales at the rate $1/\sqrt{n}$, under bounded degree. In the presence of unbounded degree, we characterize the rate also as a function of the maximum degree. We derive our results as non-asymptotic. A key challenge is individuals’ dependence on neighbors’ assignments that we control through contraction inequalities and statistical dependence, which invalidates standard symmetrization arguments. Also, with networked units, standard non-parametric (machine-learning) estimators may present non-vanishing bias even when cross-fitting methods are employed (Chernozhukov et al., 2018; Athey and Wager, 2021). We introduce a novel cross-fitting algorithm for networked observations to control the bias and achieve the regret’s minimax rate.⁷

A condition for these results to hold is that the optimization procedure achieves the in-sample optimum. We guarantee it by casting the problem in a mixed-integer linear program which can be solved using off-the-shelf algorithms. We show that we can achieve a linear representation of spillover effects in the objective function by introducing an additional set of linear constraints and binary decision variables.

We use data from Cai et al. (2015) to illustrate the performance of the method. The NEWM method leads to out-of-sample welfare improvements that oscillate between two and twelve percentage points compared to methods that ignore network effect (Akbarpour et al., 2018; Kitagawa and Tetenov, 2018; Athey and Wager, 2021), when network information is *not* accessible on the target village. This is a desirable property

⁵See Section 1.1.

⁶Network exogeneity is often and explicitly stated when inference is performed unconditionally on the network structure (Leung, 2020). The reader may refer to Goldsmith-Pinkham and Imbens (2013) for a discussion.

⁷The algorithm consists of coloring individuals, assigning the same colors to units far enough in the network, and estimate different nuisance functions using units assigned to the same color.

whenever policymakers have limited information for targeting.

We organize the paper as follows. In Section 2, we discuss the identification condition, the causal estimands, and the welfare function. Estimation and theoretical analysis is contained in Section 3. Optimization is contained in Section 4; Section 5.1 contains extensions under non compliance; Section 5.2 discusses the case of target units drawn from a different distribution than sample units; Section 6 contains an application. Section 7 concludes. In the appendix we include additional extensions, numerical studies and formal derivations.

1.1 Related literature

This paper builds on the growing literature on statistical treatment choice. Regret analysis is often a central topic in this literature, and examples include Kitagawa and Tetenov (2018), Kitagawa and Tetenov (2019), Athey and Wager (2021), Mbakop and Tabord-Meehan (2016). A list of additional references on optimal treatment allocation includes Armstrong and Shen (2015), Bhattacharya and Dupas (2012), Hirano and Porter (2009), Stoye (2009), Stoye (2012), Tetenov (2012) among others. Further connections are more broadly related to the literature on classification (Elliott and Lieli, 2013). Our focus is quite different from previous references: we estimate an optimal policy when the violation of SUTVA occurs. This paper is the first to study properties of targeting under network interference in the context of the empirical welfare maximization literature.

It is important to distinguish our framework from the *i.i.d.* setting of multi-valued treatments of Kitagawa and Tetenov (2018); Zhou et al. (2018). A first conceptual difference is that here individuals depend on neighbors' assignments, while treatments are individual-specific. This structure allows us not to require that the network on the target units (but not the experimental participants) be observable. Second, individuals exhibit dependence. This motivates (a) a novel estimation algorithm without which non-parametric estimators would incur a non-vanishing bias induced by dependence;⁸ (b) theoretical arguments that exploit chromatic properties of the network in our derivations.⁹ The optimization program differs due to the dependence of individ-

⁸Namely, when using standard cross-fitting for policy learning (Athey and Wager, 2021), the predicted propensity score and conditional mean of individual i is dependent with unobservables and observables of i since it depends on observables of i 's friend, j , who is statistically dependent of i .

⁹While spillovers affect the complexity of the function class of interest, dependence invalidates standard theoretical arguments based on *i.i.d.* sampling (e.g., symmetrization).

ual exposures with neighbors’ assignments.

A contribution of this paper is to bridge the literature on causal inference and statistical treatment choice with the literature on network interference and influence maximization. This latter strand of literature mostly focuses on detecting the most influential “seeds” based on particular notions of centrality (Bloch et al., 2017) but often ignoring heterogeneity in treatment effects and constraints on the policy space. Recent advances include Jackson and Storms (2018), Akbarpour et al. (2018), Banerjee et al. (2019), Banerjee et al. (2014), Galeotti et al. (2020) among others. Studying the influence of individuals on a network is a topic of interest in many disciplines, including computer science and marketing, where examples include Kempe et al. (2003), Eckles et al. (2019) and references therein. A disadvantage of using centrality measures for targeting is that an empirical comparison is possible only between two or a few decision rules through cluster experiments (Banerjee et al., 2019; Kim et al., 2015; Chin et al., 2018). Our contribution is complementary to this literature. We leverage a local interference mechanism with heterogeneity to identify optimal policies from an infinite (but constrained) set of candidates from quasi-experimental studies.

Spillover effects have been studied in the context of policy intervention from different angles. Bhattacharya et al. (2019) and Wager and Xu (2020) study the effect of a *global* policy intervention on social welfare, using partial identification and a sequential experiment respectively. This paper considers instead *individualized* policy interventions, and point identification due to the local interference assumption. In the presence of spillover effects, Li et al. (2019), Graham et al. (2010), Bhattacharya (2009) consider the problem of optimal *allocation of individuals* across *independent* groups. Differences are: (i) policy functions denote group assignment mechanisms, instead of binary treatment allocations, inducing a different definition and identification of the welfare function; (ii) the allocation does not allow for constrained environments, and (iii) the authors assume a clustered network structures with small independent clusters. Su et al. (2019) discuss instead a closed form expression for treatment allocations under interference in an *unconstrained* environment, imposing a linear model. In this paper, instead, we do not impose such structural assumptions. The presence of constraints leads to a different estimation strategy, and it motivates the regret analysis discussed in the current paper. Laber et al. (2018) consider a Bayesian structural model whose estimation relies on computational intensive Monte Carlo methods and the correct model specification.

We build a connection to the econometric and statistical literature on inference on networks, including literature on social interaction (Manski, 2013; Manresa, 2013; Auerbach, 2019), and more generally causal inference under interference (Liu et al., 2019; Li et al., 2019; Hudgens and Halloran, 2008; Goldsmith-Pinkham and Imbens, 2013; Sobel, 2006; Sävje et al., 2020). The exogenous and anonymous interference condition is most closely related to Leung (2020). However, knowledge of treatment effects is not sufficient to construct optimal treatment rules in the presence of either (or both) constraints on the policy functions or treatment effects heterogeneity. We use the notion of non-parametric estimators from the literature on causal inference (Aronow et al., 2017) for the construction of welfare. We study semi-parametric estimators in the context of policy-targeting and devise a novel cross-fitting algorithm to achieve the minimax rate of convergence of the regret. We also contribute to the literature on interference and non-compliance (see, e.g., Kang and Imbens 2016), proposing a framework for policy choice when non compliance occurs.¹⁰

New papers have followed our work, studying targeting on networks in new directions. In a more recent paper, Kitagawa and Wang (2020) discuss the problem of targeting in a parametric setting in the presence of a SIR network. The advantage of a model-based approach is the lack of a pilot experiment, but its validity depends on the specific application in mind. Ananth (2021) builds on our work, introducing more general treatment configurations arbitrarily dependent on the network information of the target units while considering two models of local interference with bounded degree (of one and higher-order degree), and known propensity score. A disadvantage of assignments which are arbitrarily dependent on the target population network is that these are infeasible in applications when the network of the target units is costly or impossible to collect. When feasible, these assignments may be prone to overfitting.¹¹ In our framework, individuals can be targeted based on observable covariates and individual-specific network statistics (e.g., centrality measures) when available from the target sample. Finally, in Viviano (2020) I address the different problem of experimental design, which, albeit agnostic on the network of sampled units, uses an adaptive experiment and not applicable to quasi-experimental studies.

¹⁰Details are included in Section 5.1.

¹¹Overfitting can be the result of a violation of the bounded VC-dimension unless the network enters through some statistics.

2 Set up and identification

This section discusses the main identification conditions, the causal estimands of interest, and defines utilitarian welfare under interference.

2.1 Experiment and sampling

The policy targeting exercise considered in this paper consists of two steps. In the first step, researchers collect data from an experiment or quasi-experiment. In the second step, they estimate a policy recommendation to be implemented on an independent sample $j \in \mathcal{I}$.

We start introducing the notation. Each individual is associated with an arbitrary vector of covariates $Z_i \in \mathcal{Z}$. This vector may contain individual and possibly also neighbors' covariates statistics. Restrictions on Z_i are imposed in Assumption 3.2.

There are E (finitely) many individuals who participate in the experiment and who constitute an independent network. These individuals are connected under an adjacency matrix A . We define

$$A \in \mathcal{A} \subseteq \{0, 1\}^{E \times E}, \quad N_i = \left\{ k \in \{1, \dots, E\} \setminus i : A_{i,j} = 1 \right\}, \quad Z = (Z_i)_{i=1}^E,$$

where \mathcal{A} denotes the set of symmetric and unweighted adjacency matrices, N_i denotes all neighbors of individual i , and Z the matrix of covariates of all participants.¹² For example, in Cai et al. (2015) $\{1, \dots, E\}$ denotes all individuals in those villages in the experiment. In full generality, we let edges be drawn as $A_{i,j} \sim \mathcal{P}_{i,j}$, with $\mathcal{P}_{i,j}$ being left unspecified, and arbitrary dependent. Define $|N_i|$ the cardinality of the set N_i .

For some function $f_D(\cdot)$ known in an experiment, and to be estimated in a quasi-experiment, a binary treatment is assigned to each experimental participant as follows:

$$D_i = f_D(Z_i, \varepsilon_{D_i}), \quad \varepsilon_{D_i} \sim_{iid} \mathcal{D}, \quad i \in \{1, \dots, E\}. \quad (1)$$

We discuss explicit conditions on ε_{D_i} in Section 2.2. Researchers sample $n \leq E$ experimental participants at random, and observe the vector

$$\left(Y_i, Z_i, Z_{j \in N_i}, D_i, D_{j \in N_i}, N_i \right)_{i=1}^n, \quad \text{for some } n \leq E$$

¹²Namely, we say that two individuals (i, j) are connected if $A_{i,j} = 1$, where $A_{i,j}$ denote the edge between individual i and individual j , with $A_{i,j} = A_{j,i} \in \{0, 1\}$ and $A_{i,i} = 0$.

where Y_i denotes the post-treatment outcome.¹³

2.2 Interference

In the presence of interference, the outcome of individual i depends on its treatment assignment and all other units' treatment assignments. For a given vector $D^E = (D_i)_{i=1}^E$ denoting the vector of treatment assignments of experimental participants, we let

$$Y_i = \tilde{r}_E(i, D^E, A, Z_i, \varepsilon_i), \quad i \in \{1, \dots, E\} \quad (2)$$

for some (unobserved) random variables ε_i . The above equation states that experimental participants depend on the assignment of all units in the experiment. In the following condition, we impose that the outcomes only depend on the treatment assigned to their first-degree neighbors, and we make assumptions on interactions being anonymous (Manski, 2013).

Assumption 2.1 (Interference). For all $(v, u) \in \{1, \dots, E\}^2$, for any $D^E = (D_k)_{k=1}^E \in \{0, 1\}^E$, $\tilde{D}^E = (\tilde{D}_k)_{k=1}^E \in \{0, 1\}^E$ and $A, \tilde{A} \in \mathcal{A}$,

$$\tilde{r}_E(v, D^E, A, z, e) = \tilde{r}_E(u, \tilde{D}^E, \tilde{A}, z, e)$$

for all $z \in \mathcal{Z}$, $e \in \left\{ \text{supp}(\varepsilon_v) \cup \text{supp}(\varepsilon_u) \right\}$, if all the following three conditions hold: (i) $\sum_k A_{v,k} = \sum_k \tilde{A}_{u,k}$; (ii) $\sum_k A_{v,k} D_k^E = \sum_k \tilde{A}_{u,k} \tilde{D}_k^E$; (iii) $D_v^E = \tilde{D}_u^E$.

Assumption 2.1 postulates that outcomes only depend on (i) the number of first-degree neighbors, (ii) the number of first-degree treated neighbors (iii) individual's treatment status as well as covariates of interest. Under Assumption 2.1 we can write for each individual $i \in \{1, \dots, E\}$

$$Y_i = r\left(D_i, \sum_{k \in N_i} D_k, Z_i, |N_i|, \varepsilon_i\right), \quad (3)$$

for some possibly unknown function $r(\cdot)$.

Assumption 2.1 states that interactions are anonymous (Manski, 2013), and spillovers occur within neighbors only. Under the above condition, the outcome can depend on

¹³Such a sample can be constructed as follows: researchers sample n random vertices; for each of these vertices, they observe the individual outcome, covariates, treatment assignments, and neighbors' identities; for each individual, they then collect information of neighbors' treatment assignments and covariates.

the number of treated neighbors, the share of treated neighbors, or whether at least one neighbor is treated. Heterogeneity is allowed and captured by the dependence of $r(\cdot)$ with Z_i and $|N_i|$. The assumption is consistent with findings in [Cai et al. \(2015\)](#), where the authors document exogenous interference and lack of endogenous spillover effects. The model is closely related to [Leung \(2020\)](#), and [Athey et al. \(2018\)](#) provide a general framework for testing anonymous and local interference.

We complement Equation (3) with the following condition.

Assumption 2.2 (Unconfoundedness). For some arbitrary function $f_D(\cdot)$, let the following hold: for all $i \in \{1, \dots, E\}$,

- (A) $D_i = f_D(Z_i, \varepsilon_{D_i})$ and ε_{D_i} are *i.i.d.*, and $\varepsilon_{D_i} \perp \left(Z, A, (\varepsilon_j)_{j=1}^E \right)$;
- (B) For each i , $\varepsilon_i \perp \left(A, Z \right) \Big| Z_i, |N_i|$;

Condition (A) states that the treatment is randomized in the experiment based on observable Z_i . Since Z_i may contain network information of a given individual, the assumption also accommodates randomization schemes where treatment assignment is based on network information. Condition (B) imposes that the network and others' covariates are independent of unobservables. We illustrate an example of a network formation model satisfying Assumption 2.2.

Example 2.1 (Network Formation). Let $A_{i,j} = g(Z_i, Z_j, \alpha_{i,j}), (Z_i, \varepsilon_i) \sim_{i.i.d.} \Gamma$ for some unknown function $g(\cdot)$ and $\alpha_{i,j}$ denoting exogenous unobservables jointly independent of observables and $(\varepsilon_j)_{j=1}^E$ (but possibly dependent with each other). Then Condition (B) in Assumption 2.2 holds.

2.3 Policy targeting: problem description

The planner's goal is to design a treatment mechanism that maximizes social welfare on units $j \in \mathcal{I}$, where \mathcal{I} denotes the target population. For instance, in [Cai et al. \(2015\)](#), \mathcal{I} defines the units in new villages where the experiment has not been conducted. The target population is separated from the experimental participants, and connected under a matrix $G \in \mathcal{G} \subset \{0, 1\}^{|\mathcal{I}| \times |\mathcal{I}|}$ unknown to the researcher. With an abuse of notation, we will denote for all $j \in \mathcal{I}$, $N_j = \{k \in \mathcal{I} \setminus j : G_{j,k} = 1\}$, the set of neighbors of individual j . The matrix G and covariates $(C_j)_{j \in \mathcal{I}}$ are realized before treatments are assigned. The policy-maker has limited information on the target

sample. Namely, she has only access to the variables

$$X_j \subseteq Z_j, \quad X_j \in \mathcal{X} \subseteq \mathcal{Z}, \quad j \in \mathcal{I},$$

denoting a *subset* of individuals' characteristics, which may also include arbitrary network information which is compactly included in Z_j .¹⁴ She *does not* necessarily observe neighbors' identity of the target participants.

Her goal is to design a policy as follows:

- (A) Individuals may be treated differently, depending on observable characteristics;
- (B) The assignment mechanism must be easy to implement, without requiring knowledge of the population network and covariates of all other individuals;
- (C) The assignment mechanism can be subject to arbitrary constraints (e.g., ethical or economic constraints).

We formalize the above conditions by defining an *individualized* treatment assignment

$$\pi : \mathcal{X} \mapsto \{0, 1\}, \quad \pi \in \Pi, \tag{4}$$

where Π denotes the set of constraints imposed on the decision function.¹⁵ The map amounts to a partition of \mathcal{X} , the support of X_j . The policy function may depend on arbitrary observables X_j , such as measures of centrality, or covariates available to the policy-maker. This policy function (i) can be implemented in online fashion, individual by the individual; (ii) it is feasible since it does not require knowledge of the population network and covariates of all units.¹⁶

The decision rule $\pi(\cdot)$, states that each unit $j \in \mathcal{I}$ is treated according to $D_j = \pi(X_j)$ for all $j \in \mathcal{I}$. The planner's goal is to choose the policy π that maximizes welfare. The utilitarian welfare is defined as the expected outcome once we fix $D_j = \pi(X_j)$ for all $j \in \mathcal{I}$. Namely,

$$W(\pi) = \frac{1}{|\mathcal{I}|} \sum_{j \in \mathcal{I}} \mathbb{E} \left[Y_j \mid \left\{ (D_j)_{j \in \mathcal{I}} = (\pi(X_j))_{j \in \mathcal{I}} \right\} \right].$$

¹⁴Note that it may also depend on the number of neighbors of each individual, in which case $|N_i|$ also constitutes an entry of the vector Z_i . We separate the two for notational convenience only.

¹⁵An example is the capacity constraint of the form $\int_{x \in \mathcal{X}} \pi(x) dF_X(x) \leq K$ for a constant K (Kitagawa and Tetenov, 2018).

¹⁶It also avoids overfitting with a domain constant in the size of the population.

Importantly, the expectation is not conditional on a particular value of the treatment assignments $(\pi(X_j))_{j \in \mathcal{I}}$, but instead, it is conditional on the event that the treatment assignment mechanism is such that $D_j = \pi(X_j)$ for each unit in the target sample. Welfare effects depend on two main components: (i) the direct effect of the treatment since each treatment is chosen based on $\pi(X_j)$, and (ii) the spillover effect since each neighbors' exposures also depend on the policy π . For example, welfare on the *experimental* participants, reads as follows

$$\frac{1}{n} \sum_{i=1}^n \mathbb{E} \left[r \left(\pi(X_i), \sum_{k \in N_i} \pi(X_k), Z_i, |N_i|, \varepsilon_i \right) \right], \quad (5)$$

that denotes the effect of π also mediated through neighbors' assignments. Its definition follows from the deterministic nature of the policy $\pi \in \Pi$.¹⁷ Unfortunately, we can only identify the welfare of the experimental participants. Discrepancies between the expected welfare of sample units and the targeted welfare $W(\pi)$ will reflect in the quality of the estimated policy function. We introduce the following definition.

Definition 2.1 (Sample-Target Discrepancy). Define

$$\mathcal{K}_\Pi(n) = \sup_{\pi \in \Pi} \left| \frac{1}{n} \sum_{i=1}^n \mathbb{E} \left[r \left(\pi(X_i), \sum_{k \in N_i} \pi(X_k), Z_i, |N_i|, \varepsilon_i \right) \right] - \frac{1}{|\mathcal{I}|} \sum_{j \in \mathcal{I}} \mathbb{E} \left[Y_j \mid \left\{ (D_j)_{j \in \mathcal{I}} = (\pi(X_j))_{j \in \mathcal{I}} \right\} \right] \right|,$$

for some function $\mathcal{K}_\Pi(\cdot) : \mathbb{Z} \mapsto \mathbb{R}_+$.

$\mathcal{K}_\Pi(\cdot)$ denotes the difference between the expected welfare of in-sample units and the welfare of the target population. Such difference captures the bias induced by estimating the policy function on units that are possibly drawn from a different population than target units.

While we derive our results also as a function of the discrepancy, we can guarantee that $\mathcal{K}_\Pi(\cdot) = 0$ under the following conditions.

Assumption 2.3 (Local interference on the target population). For a given target population \mathcal{I} , and for each (deterministic) policy function $\pi : \mathcal{X} \mapsto \{0, 1\}$, $\pi \in \Pi$ let

$$W(\pi) = \frac{1}{|\mathcal{I}|} \sum_{j \in \mathcal{I}} \mathbb{E} \left[r \left(\pi(X_j), \sum_{k \in N_j} \pi(X_k), Z_j, |N_j|, \varepsilon_j \right) \right] \quad (6)$$

for some unobservables $(\varepsilon_j)_{j \in \mathcal{I}}$.

¹⁷See [Viviano \(2020\)](#) for definitions with probabilistic assignments.

Assumption 2.3 states that the local interference model in Assumption 2.1 also holds on the target sample. In the following lemma, we provide conditions for the discrepancy to be equal to zero.

Lemma 2.1. *Let Assumption 2.1, 2.2, 2.3 hold. Suppose in addition that $(Z_i, Z_{k \in N_i}, |N_i|, \varepsilon_i) \sim \mathcal{D}$ for all $i \in \{1, \dots, E\} \cup \mathcal{I}$. Then $\mathcal{K}_\Pi(n) = 0$, i.e., for all $\pi \in \Pi$,*

$$W(\pi) = \frac{1}{n} \sum_{i=1}^n \mathbb{E} \left[r \left(\pi(X_i), \sum_{k \in N_i} \pi(X_k), Z_i, |N_i|, \varepsilon_i \right) \right].$$

Lemma 2.1 shows that $\mathcal{K}_\Pi(n)$ is equal to zero whenever the vector of unobservables ε_i , individual covariates C_i , number of neighbors, and neighbors' covariates are drawn jointly from the same distribution. To gain further intuition, notice that the condition in the above example is satisfied if the conditional distribution of $(Z_i, \varepsilon_i, Z_{N_i}) \Big| |N_i| = l \sim \mathcal{D}_1(l)$, for some distribution $\mathcal{D}_1(l)$ which depends on the number of connections of an individual, and the *unconditional* distribution of the degree is the same across units.

Remark 1 (Units drawn from a different distribution). In Section 5.2 we extend our framework to the case where individuals from a target and sample population have different distributions, allowing the covariates and the degree over the two populations to be distributed differently. \square

Remark 2 (An extension under spillovers on non-compliance). Consider the case where spillovers also occur over individuals' compliance. Namely, let $D_i \in \{0, 1\}$ denote the assigned treatment and $T_i \in \{0, 1\}$ denotes the selected treatment from individual i . Assume that researchers collect information which also contains information on the second degree neighbors. We can then model non-compliance as follows:

$$Y_i = r \left(T_i, \sum_{k \in N_i} T_k, Z_i, |N_i|, \varepsilon_i \right), \quad T_i = h_\theta \left(D_i, \sum_{k \in N_i} D_k, Z_i, |N_i|, \nu_i \right), \quad \nu_i \sim_{i.i.d.} \mathcal{V} \quad (7)$$

where ν_i denote an exogenous unobservables, independent from ε_i , and $(r(\cdot), \theta)$ are unknown, with θ denoting the set of parameters indexing h . Intuitively, treatment effects and compliance depend on neighbors' selected and assigned treatments. In Section 5.1 we discuss conditions for identification of welfare effects. \square

Remark 3 (Extension with higher-order interference). In the presence of higher-order interference, we can extend our framework by assuming that researchers also observe

second-degree neighbors. The outcome model reads as follows

$$Y_i = r\left(D_i, \sum_{k \in N_i} D_k, \sum_{k \in N_{i,2}} D_k, Z_i, |N_i|, |N_{i,2}|, \varepsilon_i\right),$$

where $N_{i,2}$ denotes the second-order degree neighbors. Intuitively, the outcome depends on the number of first-degree neighbors and the number of second-degree neighbors. The welfare reads as follows.

$$W_2(\pi) = \frac{1}{|\mathcal{I}|} \sum_{i \in \mathcal{I}} \mathbb{E}\left[r\left(\pi(X_i), \sum_{k \in N_i} \pi(X_k), \sum_{k \in N_{i,2}} \pi(X_k), Z_i, |N_i|, |N_{i,2}|, \varepsilon_i\right)\right].$$

□

2.4 Identification

We now turn to the problem of identifying the welfare of the experimental participants, which, under Lemma 2.1 equals the welfare of the target units. To achieve this goal, we first need to identify the conditional mean function and the propensity score for each unit. We introduce two additional conditions.

Assumption 2.4. For all $(i, j) \in \{1, \dots, E\}^2$, $P(\varepsilon_i \leq t | Z_i = z, |N_i| = l) = P(\varepsilon_j \leq t | Z_j = z, |N_j| = l)$ for all $z \in \mathcal{Z}$, $l \in \mathbb{Z}$, $t \in \text{supp}(\varepsilon_i) \cup \text{supp}(\varepsilon_j)$.

The condition states that unobservables are identically (but not necessarily independently) distributed.

Assumption 2.5 (M-Local Dependence). Assume that for any $A \in \mathcal{A}$, $i \in \{1, \dots, E\}$ and some possibly unknown $M \geq 2$,

$$\varepsilon_i \perp (\varepsilon_j)_{j \notin N_{i,M-1}} | A, Z,$$

where $N_{i,M-1}$ denote the set of nodes connected to i by at most $M - 1$ edges.¹⁸

Assumption 2.5 states that unobservables are conditionally independent for individuals that are not in a neighborhood up with radius $M - 1$.¹⁹

¹⁸Formally, such set is defined as the set $\{k : A_{i,k}^{M-1} \neq 0\}$.

¹⁹Local dependency graphs are often assumed in the presence of network data, see, e.g., Leung (2020).

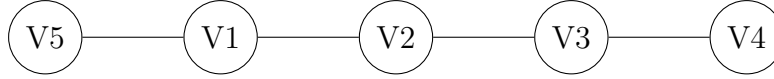


Figure 1: Example of network. Under Assumption 2.5 with $M = 4$, the unobservables ε_i are independent only between V5 and V4, while they can be dependent for any other pair of nodes.

Example 2.2 (Graphical Illustration). Consider Figure 1: under Assumption 2.5, for $M = 4$, for each node the corresponding vector ε_i are independent only between V5 and V4, while they can be dependent for any other pair of nodes.

Next, we discuss the causal estimands of interest.

Definition 2.2 (Conditional Mean). Under Assumption 2.4 the conditional mean function for each $i \in \{1, \dots, E\}$, is defined as

$$m(d, s, z, l) = \mathbb{E} \left[r(d, s, Z_i, |N_i|, \varepsilon_i) \middle| Z_i = z, |N_i| = l \right]. \quad (8)$$

Assumption 2.4 is necessary in order for the conditional mean function to be identical across units. The second causal estimand of interest is the propensity score. We denote the propensity score as the joint probability of treating a given individual and assigning a given number of neighbors to treatment.

Definition 2.3. Under Condition (i) in Assumption 2.2, for each $i \in \{1, \dots, E\}$ we define²⁰

$$\begin{aligned} e(d, s, \mathbf{x}, z, l) &= P \left(D_i = d, \sum_{k \in N_i} D_k = s \middle| Z_{k \in N_i} = \mathbf{x}, Z_i = z, |N_i| = l \right) \\ &= P \left(D_i = d \middle| Z_i = z \right) \sum_{u_1, \dots, u_l: \sum_v u_v = s} \prod_{k=1}^l P \left(D_{N_i^{(k)}} = u_k \middle| Z_{N_i^{(k)}} = \mathbf{x}^{k, \cdot} \right). \end{aligned} \quad (9)$$

for $d \in \{0, 1\}$, $s \in \mathbb{Z}$, $s \leq l$.

Definition 2.3 defines the probability of treatment given individual and neighbors covariates. Condition (i) in Assumption 2.2 guarantees that the propensity score does not depend on the index of unit i or of its neighbors. The definition of the propensity

²⁰The second equation decomposes the probability of the event into sums of probabilities of disjoint events, each corresponding to a given combination of treatment assignments (u_1, \dots, u_l) , whose sum equals to s .

score follows from the literature on multi-valued treatments (Imbens, 2000), while here, the individuals' exposures also depend on the random number of neighbors and neighbors' covariates. Here, the number of treated neighbors $\sum_{k \in N_i} \pi(X_k)$ depends on the array of covariates $X_{k \in N_i}$, via the policy function π . If we were to construct the propensity score, which did not also depend on such covariates, we would not identify welfare effects. We can now state the following identification result.

Lemma 2.2 (Identification). *Let Assumption 2.1, 2.2, 2.4 hold. Let $S_i(\pi) = \sum_{k \in N_i} \pi(X_k)$. Then for any function $\pi \in \Pi$*

$$\begin{aligned} \frac{1}{n} \sum_{i=1}^n \mathbb{E} \left[r(\pi(X_i), \sum_{k \in N_i} \pi(X_k), Z_i, |N_i|, \varepsilon_i) \right] &= \frac{1}{n} \sum_{i=1}^n \mathbb{E} \left[m \left(\pi(X_i), \sum_{k \in N_i} \pi(X_k), Z_i, |N_i| \right) \right] \\ &= \frac{1}{n} \sum_{i=1}^n \mathbb{E} \left[\frac{1 \{ S_i(\pi) = \sum_{k \in N_i} D_k, \pi(X_i) = D_i \}}{e \left(\pi(X_i), S_i(\pi), Z_{k \in N_i}, Z_i, |N_i| \right)} Y_i \right]. \end{aligned}$$

The proof is in Appendix C.2. The above result guarantees the identification of the welfare of the experimental participants.

3 Network Empirical Welfare Maximization

We now discuss the procedure and its theoretical properties. We defer a discussion on the optimization method to Section 4. We state our results as non-asymptotics, valid in finite sample.

3.1 Empirical welfare

We start introducing some notation. We let $S_i(\pi) = \sum_{k \in N_i} \pi(X_k)$ be the assigned treatment to neighbors of i under policy π .

A nonparametric estimator of the welfare function is denoted as

$$W_n^{ipw}(\pi, e) = \frac{1}{n} \sum_{i=1}^n \frac{1 \{ S_i(\pi) = \sum_{k \in N_i} D_k, \pi(X_i) = D_i \}}{e \left(\pi(X_i), S_i(\pi), Z_{k \in N_i}, Z_i, |N_i| \right)} Y_i, \quad (10)$$

which also depends on the propensity score e . One possible disadvantage of the above estimator is the large variance. Therefore, we also consider the following double robust

estimator (AIPW) of the welfare function of the following form:

$$\begin{aligned}
W_n^{aipw}(\pi, m^c, e^c) &= \frac{1}{n} \sum_{i=1}^n \frac{1\{S_i(\pi) = \sum_{k \in N_i} D_k, \pi(X_i) = D_i\}}{e^c(\pi(X_i), S_i(\pi), Z_{k \in N_i}, Z_i, |N_i|)} \left(Y_i - m^c(\pi(X_i), S_i(\pi), Z_i, |N_i|) \right) \\
&\quad + \frac{1}{n} \sum_{i=1}^n m^c(\pi(X_i), S_i(\pi), Z_i, |N_i|),
\end{aligned} \tag{11}$$

for some arbitrary functions (m^c, e^c) which we will refer to as the pseudo-true conditional mean and propensity score. The welfare inherits double robust properties similarly to what discussed in [Robins et al. \(1994\)](#), i.e. if either $m^c = m$ or $e^c = e$, the welfare is equal in expectation to Equation (5) (see Appendix C.2). Throughout our discussion, the estimated conditional mean and propensity score will be denoted as \hat{m} and \hat{e} , respectively. The propensity score can be easily estimated as a function of conditional marginal probabilities (see Definition 2.3).

3.2 Known propensity score

We start discussing theoretical guarantees of the policy that maximizes $W_n^{aipw}(\pi, m^c, e^c)$, for some *arbitrary* functions m^c and e^c , which, only throughout this subsection, are assumed not to be data-dependent unless otherwise specified. Formally,

$$\hat{\pi}_{m^c, e^c}^{aipw} \in \arg \max_{\pi \in \Pi} W_n^{aipw}(\pi, m^c, e^c), \tag{12}$$

defines the ‘‘oracle’’ policy, which has access to the pseudo-true functions (m^c, e^c) .

Assumption 3.1. Let the following hold:

- (LP) $m^c(d, s, z, l)$ is L -Lipschitz a.e. in its second argument, for some $\infty > L \geq 0$;
- (OV) For all $d \in \{0, 1\}$, there exist some $\delta \in (0, 1)$ such that $e^c(d, s, \mathbf{x}, z, l) \in (\delta, 1 - \delta)$ for all $s \leq l$, for all $z \in \mathcal{Z}, l \in \mathbb{Z}, \mathbf{x} \in \mathcal{Z}^l \times \mathbb{Z}^l$.
- (TC) For $\Gamma_1^2, \Gamma_2^2 < \infty, \forall i \in \{1, \dots, n\}$, $\mathbb{E} \left[\sup_{d \in \{0, 1\}, s \leq |N_i|} r(d, s, Z_i, |N_i|, \varepsilon_i)^3 \middle| A, Z \right] < \Gamma_1^2$, and $\mathbb{E} \left[\sup_{d \in \{0, 1\}} m^c(d, 0, Z_i, |N_i|)^3 \middle| A, Z \right] < \Gamma_2^2$, almost surely for each $i \in \{1, \dots, E\}$.

(VC) π belongs to a function class of point-wise measurable functions²¹ Π , where Π has finite VC dimension.²²

Condition (LP) is satisfied for *any* bounded $m^c(\cdot)$ ²³, but it also accomodates for unbounded $m^c(\cdot)$. Remarkably, the condition is agnostic on the *true* conditional mean function $m(\cdot)$. Condition (OV) is the usual overlap condition, often imposed in the causal inference literature. We discuss trimming at the end of this subsection. Condition (TC) imposes moment conditions on the outcome. Condition (VC) imposes restrictions on the geometric complexity of the function class of interest. It is commonly assumed in the literature on empirical welfare maximization, and examples include [Kitagawa and Tetenov \(2018\)](#), and [Athey and Wager \(2021\)](#), among others. For instance, if individuals are assigned based on a threshold crossing rule, the VC dimension equals the number of variables used in the assignment. Under condition (OV) in Assumption 3.1 we define δ_0 a constant such that $\max_{d \in \{0,1\}} e^c(d, 0, Z_{k \in N_i}, Z_i, |N_i|) \in (\delta_0, 1 - \delta_0)$ almost surely, where $\delta_0 \geq \delta$ by definition.²⁴

The second condition we impose is on the distribution of covariates.

Assumption 3.2 (Covariates' distribution). Assume that we can write $Z_i = (Q_i, L_i)$ where $Q_i \in \mathcal{Q}, L_i \in \mathcal{L}$, where

$$(A) \quad (Q_j)_{j=1}^E \perp (\varepsilon_j)_{j=1}^E \Big| A, (L_j)_{j=1}^E, \quad Q_j \perp Q_{k \in N_j^M} \Big| A, (L_j)_{j=1}^E, \quad Q_j \Big| A, (L_j)_{j=1}^E \sim \mathcal{T}(L_j);$$

$$(B) \quad |\mathcal{L}| < \infty,$$

for some possibly unknown distribution \mathcal{T} .

Assumption 3.2 decomposes covariates into two main components which are possibly *unknown* to the researcher. The first component Q_i has arbitrary support, but it

²¹Point-wise measurability can be replaced by measurability of each function $\pi \in \Pi$, but, in this latter case, since the pointwise supremum may not be necessarily measurable the supremum function must be interpreted as the *lattice* supremum. See Appendix F.

²²The VC dimension denotes the cardinality of the largest set of points that the function π can shatter. The VC dimension is commonly used to measure the complexity of a class. See for example [Devroye et al. \(2013\)](#).

²³To see why the claim holdd, let $|m^c(d, S, Z_i)| < B$ a.e. Since $S \in \mathbb{Z}$, $|m^c(d, S, Z_i) - m^c(d, S', Z_i)| \leq 2B|S - S'|$.

²⁴To observe why, note that under (OV) δ defines the lowest propensity score over all possible configurations of number of treated neighbors, also including the case where none of the neighbors is treated.

is exogenous to the network structure and locally dependent. The second component L_i can instead exhibit arbitrary dependence, but it has finite support. Intuitively, Assumption 3.2 states that either we have finitely many “types” of individuals, or we have infinitely many, but continuities in covariates are not predictive of the network formation.

Example 3.1 (Finitely many types). Suppose that $Z_i \in \mathcal{Z}$ where $|\mathcal{Z}| < \infty$, i.e., individuals are classified in finitely many types. Then Assumption 3.2 holds. \square

Let $\mathcal{N}_E = \max_{i \in \{1, \dots, E\}} |N_i| + 1$ denote the maximum degree of the network of experimental participants²⁵, and $\mathcal{N}_n = \max_{i \in \{1, \dots, n\}} |N_i| + 1$ the maximum degree of the sampled units. We can now state the first theorem.

Theorem 3.1 (Oracle Regret). *Let Assumptions 2.1, 2.2, 2.4, 2.5, 3.1, 3.2 hold. Assume that either (or both) (i) $m^c(\cdot) = m(\cdot)$ and/or (ii) both $e^c(\cdot) = e(\cdot)$. Then,*

$$\mathbb{E} \left[\sup_{\pi \in \Pi} W(\pi) - W(\hat{\pi}_{m^c, e^c}^{aipw}) \right] \leq \mathbb{E}[\mathcal{P}_{M, |\mathcal{L}|}(\mathcal{N}_E)] \frac{\bar{C}(L+1)(\Gamma_1 + \Gamma_2)}{\delta \delta_0^{\sqrt{3}}} \sqrt{\frac{\text{VC}(\Pi)}{n}} + 2\mathcal{K}_{\Pi}(n),$$

for a finite constant $\bar{C} < \infty$ independent of $(L, \Gamma_1, \Gamma_2, \delta, \delta_0, E, n)$ and $\mathcal{P}_{M, |\mathcal{L}|}$ being a polynomial function with finite degree.

Corollary (Known propensity score). *Let $\hat{\pi}^{ipw} \in \arg \max_{\pi \in \Pi} W_n^{ipw}(\pi, e)$ for known propensity score and let the conditions in Theorem 3.1 and Lemma 2.1 hold. Suppose that $|N_i| < J < \infty$ almost surely. Then*

$$\mathbb{E} \left[\sup_{\pi \in \Pi} W(\pi) - W(\hat{\pi}^{ipw}) \right] \leq \bar{C}' \sqrt{\text{VC}(\Pi)/n}$$

for a constant $\bar{C}' < \infty$ independent of (n, E) .

The proof of the theorem is in Appendix D. Theorem 3.1 provides a non-asymptotic upper bound on the regret, and it is the first result of this type under network interference. The theorem is double robust to the misspecification of m^c and $1/e^c$. The corollary provides regret guarantees when researchers maximize the welfare with a

²⁵In our proofs, we only use information from the maximum degree of the n sampled units and their neighbors up to the M th degree. Here we instead consider the maximum degree \mathcal{N}_E of all experimental participants, which is larger than what is considered in our proofs, for expositional convenience only.

known propensity score. The bound in the above corollary is distribution-free (i.e., it holds for all data-generating processes satisfying the conditions in the corollary). For bounded degree, which in our application using data from [Cai et al. \(2015\)](#) equals five, the regret scales at rate $1/\sqrt{n}$, which has been shown to match the maximin lower-bound in the *i.i.d.* with no-interference ([Kitagawa and Tetenov, 2018](#)). We observe that assuming that sampled units are representative of the target population (Assumption 2.3) is not invoked in Theorem 3.1 since the regret is expressed as a function of the discrepancy between the target and sample units $\mathcal{K}_\Pi(n)$. However, it is assumed in Lemma 2.1 and the corollary. The proof consists of (i) controlling the Rademacher complexity in the presence of spillover effects, using extensions of contraction inequalities to accommodate lack of sub-exponential tail decay; (ii) dealing with dependence for symmetrization, and bounding the groups of dependent units using the chromatic number.

A direct corollary of Theorem 3.1 is that the bound holds if the propensity score is known and the conditional mean estimated on an independent sample. The polynomial function depends on the degree of dependence and on the number of heterogeneity which depends on the network, captured by $|\mathcal{L}|$ (assumed to be finite). In Section 3.4.2 we illustrate how the rate can improve in terms of the maximum degree under weaker dependence conditions.

3.3 Estimated nuisances and network cross-fitting

Next, we discuss regret guarantees in the presence of unknown propensity score, with the estimated policy being

$$\hat{\pi}_{\hat{m}, \hat{e}}^{aipw} \in \arg \max_{\pi \in \Pi} W_n^{aipw}(\pi, \hat{m}, \hat{e}). \quad (13)$$

A key challenge is represented by the dependence structure.

We propose a modification of the *cross-fitting* algorithm ([Chernozhukov et al., 2018](#)), to account for the local dependence of observations and a possibly fully connected network. The algorithm assumes that the researcher knows M and observes the network of the experimental participants (but not necessarily of the target units). Extensions, when the dependence structure is unknown, are discussed in Section 3.4.3.

Algorithm 1 : Network Cross-Fitting

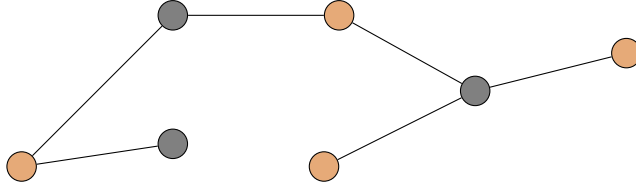


Figure 2: Network cross-fitting: simple illustration with $M = 1$ (note that in practice $M \geq 2$). For each colored units, estimators are constructed using information from the other units assigned to the same color.

1. Create K folds and assign to each fold individuals who are not neighbors and do not share common neighbors and whose unobservables are *not* dependent under Assumption 2.5 conditional on (A, Z) ;
2. For each unit j in fold k , estimate the conditional mean, and the propensity score using all observations *within* the fold k *only*, with the exception of j .

To the best of our knowledge, Algorithm 1 is novel to the literature on network interference.²⁶ The key intuition of the above algorithm is to construct folds of independent observations and estimate via leave-one-out each conditional mean *within* each fold. The condition of individuals not sharing common neighbors guarantees that also treatment assignments are independent.

In the following assumption, we discuss conditions on the convergence rate of the proposed procedure.

Assumption 3.3. Assume that for each $d \in \{0, 1\}, s \in \mathbb{Z}$, $\mathcal{A}_n \times \mathcal{B}_n = \mathcal{O}(n^{-v})$ for some $v \geq 1/2$, where

$$\begin{aligned} \mathcal{A}_n &= \sqrt{\frac{1}{n} \sum_{i=1}^n \mathbb{E} \left[\sup_{d,s} \left(\hat{m}(d, s, Z_i, |N_i|) - m(d, s, Z_i, |N_i|) \right)^2 \right]} \\ \mathcal{B}_n &= \sqrt{\frac{1}{n} \sum_{i=1}^n \mathbb{E} \left[\sup_{d,s} \left(\frac{1}{\hat{e}(d, s, Z_{k \in N_i}, Z_i, |N_i|)} - \frac{1}{e(d, s, Z_{k \in N_i}, Z_i, |N_i|)} \right)^2 \right]}. \end{aligned} \tag{14}$$

Assume in addition that \hat{m} and $1/\hat{e}$ are uniformly bounded by a finite constant.

²⁶Alternative algorithmic procedures have been proposed for multi-way and clustered data (Chiang et al., 2019), while here we consider the different setting of networked observations, which requires using chromatic properties of the network in the construction of the fitting procedure, and introduce novel trade-offs in the rate of convergence that depend on the structure of the network.

Under the above conditions, we can state the following theorem. The proof is contained in Appendix D.

Theorem 3.2. *Let Assumption 2.1, 2.2, 2.4, 2.5, 3.1, 3.2, 3.3 hold, with $m^c = m, e^c = e$. Let estimation being performed as in Algorithm 1. Then*

$$\mathbb{E} \left[\sup_{\pi \in \Pi} W(\pi) - W(\hat{\pi}_{\hat{m}, \hat{e}}^{aipw}) \right] \leq \bar{C}' \mathbb{E}[\mathcal{P}_{M, |\mathcal{L}|}(\mathcal{N}_E)] \sqrt{\frac{\text{VC}(\Pi)}{n}} + 2\mathcal{K}_{\Pi}(n)$$

for a constant $\bar{C}' < \infty$ independent of (n, E) , and $\mathcal{P}_{M, |\mathcal{L}|}$ being a polynomial function with finite degree.

Theorem 3.2 shows that the rate of convergence of the estimator does not affect the convergence rate of the regret under Assumption 3.3. Under the conditions in Lemma 2.1, $\mathcal{K}_{\Pi}(n) = 0$, and hence the regret converges to zero as the degree grows at an appropriate slower rate than the sample size.

Remark 4 (Assumption 3.3 and increasing degree). Assumption 3.3 imposes conditions on the *product* of the convergence rate of the estimator to the *true* conditional mean and propensity score function, in the same spirit of standard conditions in the i.i.d. setting (e.g., Farrell 2015). Observe that the condition in Assumption 3.3 is satisfied for general machine-learning estimators under bounded degree, since, in the presence of bounded degree, by Brooks (1941)'s theorem, we can construct finitely many partitions of independent observations. Assumption 3.3 instead imposes a faster rate of convergence than $n^{-1/4}$ for both the propensity score and the conditional mean function, as the maximum degree is increasing. For instance, letting $M = 2$ (i.e., individuals are dependent with friends and friends of friends), the number of partitions is of order \mathcal{N}_E^2 . In this cases, each nuisance function is estimated on a sample with n/\mathcal{N}_E^2 many observations, and hence Assumption 3.3 is satisfied, if each nuisance converges at a rate $n^{1/4}\mathcal{N}_E^2$. This equals the parametric rate if $\mathcal{N}_E = E^{1/8}$ and $n = E$ (all participants are sampled). However, if the degree grows at a faster rate than $E^{1/8}$ Assumption 3.3 can be relaxed to hold for an arbitrary rate n^{-v} and the regret also depends on such a rate. We omit this case for the sake of brevity only. \square

We conclude this discussion with three additional results.

3.4 Three extensions

3.4.1 Trimming to control overlap

Strict overlap can be violated in the presence of few nodes with an unbounded degree. We address this challenge by proposing a trimming estimator. To guarantee overlap, we introduce the following trimming estimator:

$$W_n^{tr}(\pi; \kappa_n) = \frac{1}{n} \sum_{i=1}^n \left\{ \frac{1\{S_i(\pi) = \sum_{k \in N_i} D_k, \pi(X_i) = D_i\}}{e(\pi(X_i), S_i(\pi), Z_{k \in N_i}, Z_i, |N_i|)} Y_i \times 1\{|N_i| \leq \kappa_n\} \right\}, \quad (15)$$

for a particular choice of κ_n which we discuss below. The above estimator accounts for the spillover effect of treating nodes with a large set of neighbors to their connections, but it excludes from estimation the direct effect on the largely connected nodes.

Theorem 3.3. *Let $\hat{\pi}_{\kappa_n}^{tr} \in \arg \max_{\pi \in \Pi} W_n^{tr}(\pi; \kappa_n)$ and suppose that $e(d, s, \mathbf{x}, z, l) \in (\delta_n, 1 - \delta_n)$ for all $d \in \{0, 1\}, \mathbf{x} \in \mathcal{Z}^l, z \in \mathcal{Z}, s \leq \kappa_n, l \leq \kappa_n$, and assume that $P(|N_i| \leq \kappa_n) > c > 0$, for some $c \in (0, 1)$. Suppose that conditions in Theorem 3.1 hold. Suppose in addition $Y_i \in [-B, B]$ for a universal constant B . Let the conditions in Lemma 2.1 hold. Then the following holds:*

$$\mathbb{E} \left[\sup_{\pi \in \Pi} W(\pi) - W(\hat{\pi}_{\kappa_n}^{tr}) \right] \leq \frac{\bar{C} \mathbb{E}[\mathcal{P}_{M, \mathcal{L}}(\mathcal{N}_E)] B}{\delta_n} \sqrt{\frac{\text{VC}(\Pi)}{n}} + 2BP(|N_i| > \kappa_n)$$

for a finite constant $\bar{C} < \infty$ independent of (E, n) .

The proof of the theorem is in Appendix D. Theorem 3.3 shows that the rate of convergence still depends polynomially on the maximum degree, but the overlap constant δ_n is potentially much larger than the worst-case constant δ . The additional price to pay is that the regret also depends on the probability that the degree exceeds a certain threshold. Such probability can be small whenever the *number* of nodes with a large degree grows at a slower rate than the sample size. A simple example is \sqrt{n} -many individuals (assuming $n = E$) having a growing degree greater than κ , in which case $P(|N_i| > \kappa) = O(1/\sqrt{n})$.

Remark 5 (Increasing overlap by restricting the number of treatment exposures). Additional modeling restrictions may be imposed to reduce the dimensionality of the problem and guarantee strict overlap (also without trimming). For example, suppose

that the researcher imposes the following restriction, for some ordered τ_1, τ_2, τ_3 :

$$r(d, s, z, l, e) = \begin{cases} \bar{r}_1(d, z, l, e) & \text{if } s/l \leq \tau_1 \\ \bar{r}_2(d, z, l, e) & \text{if } \tau_1 < s/l \leq \tau_2 \\ \bar{r}_3(d, z, l, e) & \text{if } \tau_2 < s/l \leq \tau_3 \end{cases} \quad (16)$$

for some possibly unknown functions $\bar{r}_1, \bar{r}_2, \bar{r}_3$. Then the number of possible exposures reduces to six different exposures. In this case, the balancing score defines the probability of each of this exposure, having a larger probability compared to the propensity score in Definition 2.3. \square

3.4.2 Faster rates with growing degree under weaker dependence

A natural question is whether we can achieve faster rates as a function of the degree. We formalize this in the following theorem, where we show that weaker dependence conditions guarantee a faster rate in the degree.

Theorem 3.4. *Let Assumption 2.1, 2.2, 2.4, 2.5, 3.1 hold. Suppose that $K_i = (Y_i, D_i, D_{k \in N_i}, Z_i, Z_{k \in N_i}, |N_i|) \sim \mathcal{D}$ and that we can partition $(K_i)_{i=1}^n$ into K groups each containing mutually independent observations. Let either $m^c = m$ or $e^c = e$. Then*

$$\mathbb{E} \left[\sup_{\pi \in \Pi} W(\pi) - W(\hat{\pi}_{m^c, e^c}^{aipw}) \right] \leq \bar{C} K \sqrt{\frac{\mathbb{E}[\log(\mathcal{N}_n)\mathcal{N}_n]}{n}}$$

for a finite constant \bar{C} independent of (n, E, K) .

The proof is contained in Appendix D. Such stronger result requires the additional restriction: we can construct finitely many groups of vectors $(Y_i, D_i, D_{k \in N_i}, Z_i, Z_{k \in N_i}, |N_i|)$ with units independent within each group (as in the case of many small clusters). The result shows that the degree affects the function class complexity *sublinearly*, while the remaining polynomial terms in Theorem 3.1 capture the dependence structure of the data. From an inspection of the proof the reader may observe that the result holds regardless of whether Z_i is discrete or continuous.

Given a simpler dependence structure, for Theorem 3.4, the proof follows similarly to the *i.i.d.* case of Kitagawa and Tetenov (2018) in its symmetrization argument, but with an important modification that uses contraction arguments, extended to

deal under lack of sub-exponential tails' decay. To gain further intuition on its main motivation, consider first as a “loose” definition of the Rademacher complexity

$$\mathcal{R}_n(\Pi) = \mathbb{E}_\sigma \left[\sup_{\pi \in \Pi} \left| \frac{1}{n} \sum_{i=1}^n \sigma_i f_i \left(\sum_{k \in N_i} \pi(X_k), \pi(X_i) \right) \right| \right] \quad (17)$$

for some data-dependent functions $f_i(\cdot)$ Lipschitz in their second argument, and $(\sigma_i)_{i=1}^n$ denoting *i.i.d.* Rademacher random variables. For example, with a bounded outcome f_i may be defined as the outcome multiplied by its corresponding inverse probability weight.

In standard *i.i.d.* settings Equation (17) bounds (up-to a constant term) the regret for any realization of the data, with $f_i(\cdot, \pi(X_i))$ not depending on the first entry due to lack of interference. However, under interference, the conditional Rademacher complexity as in Equation (17) is not a valid upper bound of the regret due to dependence. It is, however, a valid upper bound under lack of statistical dependence among observations, used in Theorem 3.4.

This result illustrates the trade-off among different assumptions: when individuals exhibit arbitrary network dependence as in Theorem 3.1, and independence only conditional on the network, standard symmetrization arguments cannot directly be used, and the regret also depends on higher moments of the network of all experimental participants. This instead does not occur if stronger independence conditions are imposed.

3.4.3 Regret with general estimators

We conclude this section by characterizing the regret rate with M unknown. We assume that the researcher estimates nuisance functions using the entire sample, and we characterize the rate as a function of the convergence rate of each estimator.

Assumption 3.4. For some $\xi_1, \xi_2 > 0$,

$$\begin{aligned} \mathbb{E} \left[\frac{1}{n} \sum_{i=1}^n \sup_{d \in \{0,1\}, s \leq |N_i|} \left| \hat{m}(d, s, Z_i, |N_i|) - m^c(d, s, Z_i, |N_i|) \right| \right] &= \mathcal{O}(1/n^{\xi_1}). \\ \mathbb{E} \left[\frac{1}{n} \sum_{i=1}^n \sup_{d \in \{0,1\}, s \leq |N_i|} \left| \left(Y_i - m^c(d, s, Z_i, |N_i|) \right) \left(e^c(d, s, O_i) - \hat{e}(d, s, O_i) \right) \right| \right] &= \mathcal{O}(1/n^{\xi_2}). \end{aligned} \quad (18)$$

where $O_i = (Z_{k \in N_i}, Z_i, |N_i|)$. In addition, assume that $\hat{e}(\cdot) \in (\delta, 1 - \delta)$ almost surely.

Assumption 3.4 imposes conditions on the convergence rate of \hat{m} to its *pseudo*-true value m^c and the convergence rate of \hat{e} to the pseudo true e^c .²⁷

Theorem 3.5. *Let Assumption 2.1, 2.2, 2.4, 2.5, 3.1, 3.2, 3.4 hold. Assume that either $m^c(\cdot) = m(\cdot)$ or $e^c(\cdot) = e(\cdot)$. Then,*

$$\mathbb{E} \left[\sup_{\pi \in \Pi} W(\pi) - W(\hat{\pi}_{\hat{m}, \hat{e}}^{aipw}) \right] \leq \mathcal{O} \left(1/n^\xi + \mathbb{E}[\mathcal{P}_{M, |\mathcal{L}|}(\mathcal{N}_E)] \sqrt{\frac{\text{VC}(\Pi)}{n}} \right) + 2\mathcal{K}_\Pi(n),$$

where $\xi = \min\{\xi_1, \xi_2\}$, for $\mathcal{P}_{M, |\mathcal{L}|}$ being a polynomial function with finite degree.

Theorem 3.5 provides a uniform bound on the regret, and it is double robust to correct specification of the conditional mean and the propensity score. The theorem's result depends on the convergence rate of \hat{e} and \hat{m} to their *pseudo*-true value. For parametric estimators of the conditional mean and the propensity score and bounded degree, the regret bounds scale at rate $1/\sqrt{n}$. However, for the general machine-learning estimator, the rate can be slower than the parametric one, reflecting the “cost” of the lack of knowledge of the degree of dependence M .

4 Mixed-integer linear program formulation

In this section, we discuss the optimization procedure. Firstly, we define the estimated effect of assigning to unit i treatment d , after treating s of its neighbors. For the double robust estimator, this quantity is defined as

$$g_i(d, s) = \frac{1_{\{\sum_{k \in N_i} D_k = s, D_i = d\}}}{e^c(d, s, Z_{k \in N_i}, Z_i, |N_i|)} \left(Y_i - m^c(d, s, Z_i, |N_i|) \right) + m^c(d, s, Z_i, |N_i|), \quad (19)$$

where we omit the dependence of $g_i(\cdot)$ with m^c and e^c for sake of brevity. Secondly, we define $I_i(\pi, h) = 1_{\left\{ \sum_{k \in N_i} \pi(X_k) = h \right\}}$ the indicator of whether h neighbors of

²⁷Convergence rate for penalized regression on networks is found in He and Song (2018) among others. Estimation via the method of moments that satisfy the high-level conditions in Hansen (1982) also guarantees parametric convergence rates $1/\sqrt{n}$ of the estimators of interest.

individual i have been treated under policy π . We observe that the following holds:

$$\sum_{h=0}^{|N_i|} \left\{ \left(g_i(1, h) - g_i(0, h) \right) \pi(X_i) I_i(\pi, h) + I_i(\pi, h) g_i(0, h) \right\} = g_i \left(\pi(X_i), \sum_{k \in N_i} \pi(X_k) \right). \quad (20)$$

Namely, the estimated treatment effect on unit i , obtained after implementing policy π , is the sum of effects obtained by treating zero to all neighbors of i . Each element in the sum is weighted by the indicator $I_i(\pi, h)$, and only one of these indicators is equal to one. We can then define n variables p_i that denote the treatment assignment of each unit after restricting the policy function in the function class of interest. Namely, we let $p_i = \pi(X_i), \pi \in \Pi$. For example, for policy functions of the form

$$\pi(X_i) = 1\{X_i^\top \beta \geq 0\}, \quad \beta \in \mathcal{B},$$

similarly to [Kitagawa and Tetenov \(2018\)](#) we write

$$\frac{X_i^\top \beta}{|C_i|} < p_i \leq \frac{X_i^\top \beta}{|C_i|} + 1, \quad C_i > \sup_{\beta \in \mathcal{B}} |X_i^\top \beta|, \quad p_i \in \{0, 1\},$$

where p_i is equal to one if $X_i^\top \beta$ is positive and zero otherwise. The key intuition is to introduce additional decision variables to represent $I_i(\pi, h)$ through linear constraints. We define the following variables:

$$t_{i,h,1} = 1\left\{ \sum_{k \in N_i} p_k \geq h \right\}, \quad t_{i,h,2} = 1\left\{ \sum_{k \in N_i} p_k \leq h \right\}, \quad h \in \{0, \dots, |N_i|\}.$$

The first variable is one if at least h neighbors are treated, and the second variable is one if at most h neighbors are treated. The goal is to achieve a linear representation of such variables. Observe that

$$t_{i,h,1} + t_{i,h,2} = \begin{cases} 1 & \text{if and only if } \sum_{k \in N_i} p_k \neq h \\ 2 & \text{otherwise} \end{cases} \Rightarrow t_{i,h,1} + t_{i,h,2} - 1 = I_i(\pi, h). \quad (21)$$

Therefore, we can define $t_{i,h,1}, t_{i,h,2}$ using mixed-integer linear constraints. Namely,

the variable $t_{i,h,1}$ can equivalently be defined as²⁸

$$\frac{(\sum_k A_{i,k} p_k - h)}{|N_i| + 1} < t_{i,h,1} \leq \frac{(\sum_k A_{i,k} p_k - h)}{|N_i| + 1} + 1, \quad t_{i,h,1} \in \{0, 1\}. \quad (22)$$

Similar reasoning follows for $t_{i,h,2}$.

We now can write the objective function as

$$\frac{1}{n} \sum_{i=1}^n \sum_{h=0}^{|N_i|} \left\{ (g_i(1, h) - g_i(0, h)) p_i (t_{i,h,1} + t_{i,h,2} - 1) + (t_{i,h,1} + t_{i,h,2} - 1) g_i(0, h) \right\}. \quad (23)$$

The above objective function leads to a quadratic mixed integer program. On the other hand, quadratic programs can be computationally expensive to solve. We write the problem as a mixed-integer linear program introducing one additional set variables, that we call $u_{i,h}$ for $h \in \{0, \dots, |N_i|\}$, with $u_{i,h} = p_i (t_{i,h,1} + t_{i,h,2} - 1)$. We provide the complete formulation below.

$$\max_{\{u_{i,h}\}, \{p_i\}, \{t_{i,1,h}, t_{i,2,h}\}, \beta \in \mathcal{B}} \frac{1}{n} \sum_{i=1}^n \sum_{h=0}^{|N_i|} \left\{ (g_i(1, h) - g_i(0, h)) u_{i,h} + g_i(0, h) (t_{i,h,1} + t_{i,h,2} - 1) \right\} \quad (24)$$

under the constraints:²⁹

$$\begin{aligned} (A) \quad & p_i = \pi(X_i), \quad \pi \in \Pi \\ (B) \quad & \frac{p_i + t_{i,h,1} + t_{i,h,2}}{3} - 1 < u_{i,h} \leq \frac{p_i + t_{i,h,1} + t_{i,h,2}}{3}, \quad u_{i,h} \in \{0, 1\} \quad \forall h \in \{0, \dots, |N_i|\}, \\ (C) \quad & \frac{(\sum_k A_{i,k} p_k - h)}{|N_i| + 1} < t_{i,h,1} \leq \frac{(\sum_k A_{i,k} p_k - h)}{|N_i| + 1} + 1, \quad t_{i,h,1} \in \{0, 1\}, \quad \forall h \in \{0, \dots, |N_i|\} \\ (D) \quad & \frac{(h - \sum_k A_{i,k} p_k)}{|N_i| + 1} < t_{i,h,2} \leq \frac{(h - \sum_k A_{i,k} p_k)}{|N_i| + 1} + 1, \quad t_{i,h,2} \in \{0, 1\}, \quad \forall h \in \{0, \dots, |N_i|\}. \end{aligned} \quad (25)$$

The first constraint can be replaced by methods discussed in previous literature such

²⁸The equation holds for the following reason. Suppose that $h < \sum_k A_{i,k} p_k$. Since $\frac{(\sum_k A_{i,k} p_k - h)}{|N_i| + 1} < 0$, the left-hand side of the inequality is negative and the right hand side is positive and strictly smaller than one. Since $t_{i,h,1}$ is constrained to be either zero or one, in the latter case, it equals zero. Suppose now that $h \geq \sum_k A_{i,k} p_k$. Then the left-hand side is bounded from below by zero, and the right-hand side is bounded from below by one. Therefore $t_{i,h,1}$ is set to be one.

²⁹To motivate the constraint for $u_{i,h}$, notice first that we can write $p_i (t_{i,h,1} + t_{i,h,2} - 1) = p_i \times t_{i,h,1} \times t_{i,h,2}$ since $(t_{i,h,1} + t_{i,h,2} - 1)$ is equal to one if both variables are ones and zero if either of the two variables are ones and the other is zero. The case where both variables are zero never occurs by construction. Therefore we can write $\frac{p_i + t_{i,h,1} + t_{i,h,2}}{3} - 1 < u_{i,h} \leq \frac{p_i + t_{i,h,1} + t_{i,h,2}}{3}$, $u_{i,h} \in \{0, 1\}$.

as maximum scores (Florios and Skouras, 2008), whereas the additional constraints are motivated by the presence of interference.³⁰ In the presence of capacity constraints, the problem can be formulated as above after adding additional linear constraints on the maximum number of treated units. Whenever units have no-neighbors, the objective function is proportional to the one discussed in Kitagawa and Tetenov (2018) under no interference.³¹ Therefore, the formulation provided generalizes the MILP formulation to the case of interference.³²

Theorem 4.1. *The π^* solves the optimization problem in Equation (24) under the constraints in Equation (25) if and only if $\pi^* \in \operatorname{argmax}_{\pi \in \Pi} W_n^{\text{aipw}}(\pi, m^c, e^c)$.*

Theorem 4.1 is a direct consequence of the argument in the current section, and it permits to solve the optimization problem over the function class Π using off-the-shelf methods.

5 Extensions

In this section, we discuss two extensions: spillovers on non-compliance and target and sampled units having different distributions.

5.1 Spillovers on non-compliance: identification of welfare effects

In the presence of non-compliance, we interpret the problem from an intention to treat perspective. A key challenge is that the treatment assigned to an individual also influences the selection into the treatment of her friends. We use as a working model the one in Equation (7). The model is consistent with an exogenous interference model over the compliance: it states that the selection into the treatment of an individual

³⁰In practice, we observe that including additional (superfluous) constraints stabilizes the optimization problem. These are $\sum_h (t_{i,h,1} + t_{i,h,2} - 1) = 1$ for each i and $\sum_i \sum_h u_{i,h} = \sum_i p_i$.

³¹This follows from the fact that under no interference the second component in the objective function is constant and the first component only depends on the individual treatment allocation.

³²Also, observe that the formulation differs from those provided for allocation of an individual into small peer groups (Li et al., 2019) since the latter case does not account for the individualized treatment assignments, encoded in the constraints (A)-(D), and in the variables in the objective function $t_{i,h}$.

depends on her and neighbors' treatment assignment. Denote

$$T_i(\pi) = h_\theta\left(\pi(X_i), \sum_{k \in N_i} \pi(X_k), Z_i, |N_i|, \nu_i\right)$$

the potential selected treatment, if treatments D_i were assigned under policy $\pi(\cdot)$ (i.e., $D_i = \pi(X_i)$). In the following theorem, we show that the utilitarian welfare is the expected outcome, once treatments D_i are assigned according to the deterministic rule $\pi(X_i)$. Denote \mathbb{E}_π the expectation conditional on the event that $D_i = \pi(X_i)$ for all $i \in \{1, \dots, E\}$.

Theorem 5.1. *Consider the model in Equation (7). Assume that the following holds:*

$$\varepsilon_i \perp \left(A, Z, (\nu_j)_{j=1}^E, (\varepsilon_{D_j})_{j=1}^E\right) \Big| Z_i, |N_i|, \quad \nu_i \perp \left(A, Z, (\varepsilon_{D_j})_{j=1}^E\right),$$

with ν_i being i.i.d.. Then, for each $i \in \{1, \dots, E\}$,

$$\mathbb{E}_\pi[Y_i] = \mathbb{E}\left[r\left(T_i(\pi), \sum_{k \in N_i} T_k(\pi), Z_i, |N_i|, \varepsilon_i\right)\right] = \mathbb{E}\left[\sum_{d \in \{0,1\}, s \in \{0, \dots, |N_i|\}} J_i(d, s) \times H_i(d, s, \pi)\right], \quad (26)$$

where

$$\begin{aligned} J_i(d, s) &= \mathbb{E}\left[Y_i \Big| Z_i, |N_i|, T_i = d, \sum_{k \in N_i} T_k = s\right] \\ H_i(d, s, \pi) &= P_\theta\left(T_i = d \Big| Z_i, |N_i|, V_i(\pi)\right) \times \\ &\quad \sum_{u_1, \dots, u_i: \sum_{v=1}^i u_v = s} \prod_{k=1}^{|N_i|} P_\theta\left(T_{N_i^{(k)}} = u_k \Big| Z_{N_i^{(k)}}, |N_{N_i^{(k)}}|, V_{N_i^{(k)}}(\pi)\right), \end{aligned} \quad (27)$$

where $V_i(\pi) = \left\{D_i = \pi(X_i), \sum_{k \in N_i} D_k = \sum_{k \in N_i} \pi(X_k), \pi(X_i), \sum_{k \in N_i} \pi(X_k)\right\}$, and $P_\theta(T_i = 1|\cdot)$ denotes the conditional probability of selection into treatment indexed by the parameters θ .

The proof is contained in Appendix E. The above theorem permits identifying and then estimating welfare using information from the drawn sample while also considering non-compliance. Theorem 5.1 defines a causal estimand in terms of simple to estimate conditional expectations. This is something commonly adopted in the literature on mediation analysis and g-estimation in bio-statistics (see, e.g., [Naimi et al. 2017](#)), while here we adopt such a framework in the context of interference.

The welfare effect of an incentive π depends on conditional mean functions that can be estimated from observed data. Here $J_i(\cdot)$ denotes the conditional mean of the outcome variable given the *selected* treatment, and $H_i(\cdot)$ denotes the conditional probability of selecting into treatment, conditional on the individual and neighbors' incentives. Observe that $H_i(\cdot)$ takes a *simple* expression which only depends on the individual probability of selected treatments $P_\theta(T_i = 1|\cdot)$, conditional on individual's and neighbors' treatment assignments.

Interestingly, $H_i(\cdot)$ also depends on the treatment assigned to the second-degree neighbors. This is intuitive: an incentive to Elena affects the selection into the treatment of her friend Matteo whose decision affects the outcome of Matteo's friend Riccardo. Therefore identification requires information from first-degree and second-degree neighbors.

Contrasting with existing literature, a strand of literature on interference and non compliance includes Imai et al. (2020), Kang and Imbens (2016), Vazquez-Bare (2020), DiTraglia et al. (2020), and the recent work of Kim (2020). The above references discuss the identification of treatment effects under non-compliance without discussing the problem of welfare maximization. This is an important difference that motivates the exogenous interference model we propose in Equation (7) and the identification strategy that uses information from the second-degree neighbors.³³

5.2 Different target and sample units

Finally, we discuss the case where target and sampled units are drawn from different populations. The following condition is imposed.

Assumption 5.1. Assume that target and sample units follow the following laws:

$$\begin{aligned} (Z_i, Z_{k \in N_i}) \Big| |N_i| \sim F_{s, |N_i|}, \quad |N_i| \sim G_s \quad \forall i \in \{1, \dots, E\}, \\ (Z_i, Z_{k \in N_i}) \Big| |N_i| \sim F_{t, |N_i|}, \quad |N_i| \sim G_t \quad \forall i \in \mathcal{I}. \end{aligned}$$

Assumption 5.1 states that the distributions of individual covariates, neighbors' covariates, and the number of neighbors differ across the target and sampled units

³³We note in particular that the difference with Kim (2020) is that our model provides a simple closed-form expression of potential outcomes as functions of the *realized* treatments, and exploit a local interference model also over the compliance, while Kim (2020) proposes potential outcomes as functions of expected treatments, and assuming global interference for the compliance.

only. The assumption reads as follows: the joint distribution of $(Z_i, Z_{k \in N_i})$, given the degree $|N_i|$ is the same across units having the same degree and being in the same population (either target or sampled population) and similarly the marginal distribution of $|N_i|$, whereas such distributions may be different between target and sampled units.

Under the second condition in Assumption 5.1 the conditional mean function is the same on target and sampled units, whereas the distribution of covariates and network may differ. We define $f_{s,|N_i|}, f_{t,|N_i|}$ the corresponding Radon-Nikodym derivatives of $F_{s,|N_i|}, F_{t,|N_i|}$, of sampled and target units with respect to a common dominating measure on $\mathcal{Z} \times \mathcal{Z}^{|N_i|}$ and similarly g_s, g_t the corresponding Radon-Nikodym derivatives of G_s, G_t .³⁴ Then, we impose the following condition:

Assumption 5.2. *Assume that*

$$f_{t,|N_i|}(Z_i, Z_{k \in N_i})g_t(|N_i|) = \rho(Z_i, Z_{k \in N_i}, |N_i|)f_{s,|N_i|}(Z_i, Z_{k \in N_i})g_s(|N_i|),$$

with $\rho(Z_i, Z_{k \in N_i}, |N_i|) \leq \bar{\rho} < \infty$ almost surely.

Assumption 5.2 follows similarly to Kitagawa and Tetenov (2018), where the ratio of the two densities is assumed to be bounded almost surely. The empirical welfare criterion is constructed as follows:

$$\begin{aligned} W_n^t(\pi, m^c, e^c) = & \\ \frac{1}{n} \sum_{i=1}^n & \left[\frac{1\{S_i(\pi) = \sum_{k \in N_i} D_k, \pi(X_i) = D_i\}}{e^c(\pi(X_i), S_i(\pi), Z_{k \in N_i}, Z_i, |N_i|)} \left(Y_i - m^c(\pi(X_i), S_i(\pi), Z_i, |N_i|) \right) \rho(Z_i, Z_{k \in N_i}, |N_i|) \right] \\ & + \frac{1}{n} \sum_{i=1}^n \left[m^c(\pi(X_i), S_i(\pi), Z_i, |N_i|) \rho(Z_i, Z_{k \in N_i}, |N_i|) \right]. \end{aligned} \tag{28}$$

We can now state the following theorem whose proof is contained in Appendix D.

Theorem 5.2. *Let Assumptions 2.1, 2.2, 2.3, 2.4, 2.5, 3.1, 3.2, 5.1, 5.2, and either $m^c = m$ or $e^c = e$ hold. Then we obtain that for $\hat{\pi}_{m^c, e^c}^{aipw}$ maximizing Equation (28),*

$$\mathbb{E} \left[\sup_{\pi \in \Pi} W(\pi) - W(\hat{\pi}_{m^c, e^c}^{aipw}) \right] = \mathcal{O} \left(\mathbb{E}[\mathcal{P}_{M, |\mathcal{L}|}(\mathcal{N}_E)] \sqrt{\frac{\text{VC}(\Pi)}{n}} \right),$$

for a polynomial function $\mathcal{P}_{M, |\mathcal{L}|}$ with bounded degree.

³⁴Since $|N_i|$ is discrete, $g_s(l), g_t(l)$ corresponds to the probability of the number of neighbors being equal to l .

6 Empirical application

We now illustrate the proposed method using data originated from [Cai et al. \(2015\)](#). The authors study the effect of an information session on insurance adoption in 47 villages in China, documenting (i) positive spillover effects resulting from direct treatments to neighbors; (ii) absence of endogenous spillovers.³⁵ To evaluate our procedure’s performance, we “simulate” the following environment: researchers collect information on the first 25 villages. We estimate the policy to target individuals in the remaining villages, which in total are 22. On the remaining villages, we assume that the policy-maker does not have access to the network information. Throughout our discussion, we consider the population of individuals having at least one neighbor.³⁶ Individuals are connected under a “strong” adjacency matrix, whose edges are equal to one if both individuals of a given pair indicated the other as a connection. The training set contains $n = 1315$ observations, and the maximum degree is bounded by five. The test set has 1401 units. For simplicity, we assume full compliance with the treatment.³⁷

The outcome of interest is insurance adoption, and it is binary. While the experiment considers more than two arms, we only focus on the effects of assigning individuals to intensive information sessions for simplicity. These were randomized at the household level. The experiment of [Cai et al. \(2015\)](#) consists of two rounds: two consecutive sets of information sessions were performed within a few days. The authors assume that spillovers occur only to individuals participating in the second information session. To capture these effects, we estimate the policy function using an asymmetric adjacency matrix, where individuals participating in the first round of information sessions have no incoming edges. We evaluate the performance of the remaining villages using the true population adjacency matrix.

Estimation of the conditional mean function is performed non-parametrically using Random Forest ([Breiman, 2001](#)).³⁸ We maximize welfare using the double robust

³⁵Endogenous spillovers define the effect of increasing insurance take-up as a function of the purchase decision of direct neighbors.

³⁶This follows from the fact that the optimization problem over individuals having no connections can be treated as a separate problem.

³⁷In the experiment, more than 90% of farmers attended the sessions.

³⁸The function depends on the percentage of treated neighbors, the individual treatment assignments, and their interaction. We also condition on age, rice area, risk aversion, their interactions with the treatment assignments as well as gender, age, literacy level, the index of risk aversion, the probability of a climate disaster, education, and the number of friends of the participant.

estimator. We estimate the individual probability of treatment as in Equation (9) using logistic regression.³⁹ We compare the methods using the estimated doubly-robust estimator on observations from the remaining villages. To guarantee overlap, we trim the propensity score whenever the joint probability of individual and neighbors’ treatment is below 5% when evaluating the methods out-of-sample.⁴⁰ For trimmed units, extrapolation using the conditional mean function is performed, which guarantees that we evaluate the performance on all the 1401 units.

Table 1: Percentage of individual with a certain number of neighbors. Two individuals are friends if both indicate the other as a friend.

1	2	3	4	5
53.3 %	30.3 %	12.2 %	2.99 %	0.92 %

We consider a linear policy rule of the following form:

$$\pi(X_i) = 1\left\{\beta_0 + \text{age}\beta_1 + \text{rice_area}\beta_2 + \text{risk_adversion}\beta_3 \geq 0\right\}. \quad (29)$$

To avoid trivial solutions, we impose four different levels of capacity constraints, namely 20%, 30%, 40% of individuals are treated.⁴¹ Whenever allocations exceed the capacity constraints on the target sample, we treat the units with the largest estimated score $X_i^\top \hat{\beta}$. We compare the proposed method to four competitors: (i) the EWM rule discussed in [Kitagawa and Tetenov \(2018\)](#), with estimated propensity score of individual treatment (i.e., it ignores network effects), and a policy function class as in Equation (29); (ii) the doubly robust method of [Athey and Wager \(2021\)](#) where, however, the conditional mean function also condition on the network information; (iii) the method that targets at random the same number of individuals as NEWM.⁴²

³⁹The same covariates used for the conditional mean function are also used for the propensity score.

⁴⁰Results are robust if we choose 2% trimming.

⁴¹We also compute results for capacities 50% whose results are comparable to the results with 40% constraint. We omit those since the optimization of feasible NEWM does not achieve a zero dual gap within the time constraint for 50% constraint.

⁴²We estimate the model using a MILP program as in [Kitagawa and Tetenov \(2018\)](#) for the EWM methods and as in the main text for the NEWM method. The dual gap of each estimated method is zero, with the exception of the oracle method. For the oracle method, since we estimate different policies for different villages we incur a dual gap over a few villages. However, as noted in [Table 2](#), the dual gap of the oracle method does not affect its performance relative to the other methods.

In Table 1 we report the percentage of individuals with a certain number of neighbors. The strong network presents a small degree that facilitates computations but may *under*-estimate spillover effects.

We collect results in Table 2. In the table, we report the Feasible NEWM with policy as in Equation (29) and the best competitor among a Random allocation, EWM with propensity score and EWM with also a regression adjustment. Table 2 also collects results for the “oracle” NEWM method. This method consists of maximizing the double-robust welfare over each village on the *target* sample, estimating a village-specific linear decision rule which also depends on the *number of neighbors* of each individual. The method is named “oracle” since it has access to the outcomes and the network information from the target villages. Welfare is measured as 12 RMB per mu per season.⁴³

We observe that the proposed method uniformly outperforms those methods that do not account for spillover effects. The method underperforms relative to the oracle method since the feasible NEWM estimator does not directly use information from the target villages other than the age, rice area, and risk aversion of each individual. The improvement compared to the best competitor oscillates between two and eleven percentage points in terms of insurance premium. This can be economically relevant once the policy is implemented at scale. In Figure 3 we compare the oracle method to the feasible method under different capacity constraints. Two facts are worth noticing. First, (i) the assignments under the oracle method positively correlate with the degree of individuals. However, the method does *not* treat all the units with the largest degree; instead, it balances treatments across different sub-populations to exploit heterogeneity in treatment effects. Second, (ii) the feasible method treats more individuals with the largest degree, although network information is not used by the policy function. The figure shows how the NEWM method exploits information on the dependence between the degree and observable covariates from in-sample units for best targeting individuals when network information is not directly accessible by the policy-maker. In Table 3, we report the estimated policy function’s coefficients. We observe a positive dependence of the optimal treatment rule with the risk aversion and the rice area of the individual and a negative dependence with age. In Appendix A we collect results also from simulation studies.

⁴³1 RMB is 0.15\$ and one mu is 0.067 hectare

Table 2: *Out-of-sample* welfare comparisons. Welfare is measured as the probability of insurance adoption times insurance premium. Feas NEWM stands for feasible NEWM. Best competitor reports the welfare among the random assignment EWM with propensity score and double-robust EWM. Oracle is the NEWM that estimates different policies in the target villages, having access to outcomes and network information in those villages. Third column reports the welfare improvement between the feasible NEWM and the best competitor. Different rows correspond to the case where capacity constraints. 90% lower bound denotes the lower bound constructed using cluster robust standard errors.

	Feas NEWM	Best Comp	Welfare Imp	Oracle NEWM
Welf: Capacity 0.2	2.168	2.118	2%	4.219
90% Lower bound	1.18	1.13		
Welf: Capacity 0.3	2.574	2.299	12%	4.842
90% Lower bound	2.23	1.92		
Welf: Capacity 0.4	2.781	2.492	12%	5.363
90% Lower bound	1.96	1.87		

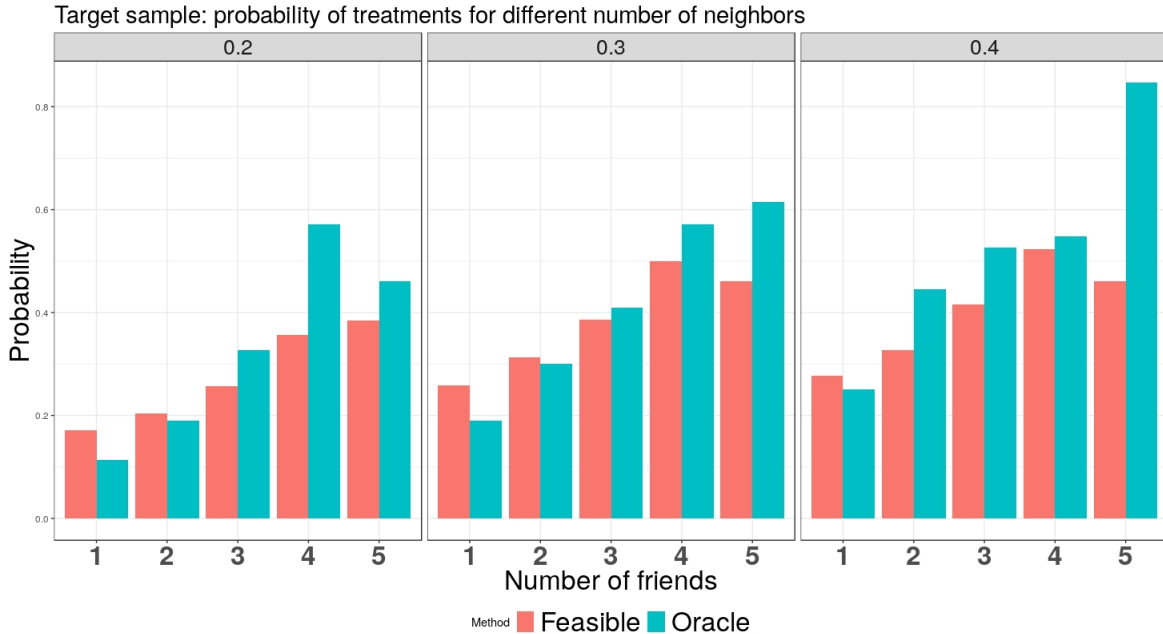


Figure 3: Target sample. The plot reports the probability of being treated as a function of the number of neighbors. In red the feasible NEWM and in blue the oracle NEWM. Different panels correspond to different capacity constraints.

Table 3: Estimated coefficients of the policy function using the feasible NEWM, rescaled by the size of the risk-adversion coefficient.

	Intercept	Age	Rice Area	Risk Adversion
Capacity 0.2	6.944	-1	2.204	1
Capacity 0.3	-0.919	-0.426	1.512	1
Capacity 0.4	0.594	-0.132	0.330	1

7 Conclusions and discussion

In this paper, we have introduced a novel method for estimating treatment allocation rules under network interference. Motivated by applications in the social sciences, we consider constrained environments, and we accommodate for policy functions that do not necessarily depend on network information. The proposed methodology is valid for a generic class of network formation models under network exogeneity, and it relies on semi-parametric estimators. We provide a mixed-integer linear programming formulation to the optimization problem, and we discuss theoretical guarantees on the regret of the policy under network interference.

Our method assumes anonymous and exogenous interactions. The case of endogenous interactions may be addressed in specific cases by explicitly modeling the endogenous component. Similarly, it may be interesting to study whether the exogeneity of the network formation can be replaced in the presence of particular network formation models. We leave this extension to future research.

We estimate welfare-maximizing policies when the network information on the target sample is not observed by directly maximizing the empirical welfare. However, it may be interesting to study the performance whenever the network is estimated from the target sample. In this regard, combining the high-dimensional estimator of the network on the target sample as in [Alidaee et al. \(2020\)](#) with the empirical welfare maximization procedure is a promising future direction.

Finally, the literature on influence maximization has often relied on structural models, whereas literature on statistical treatment choice has mostly focused on robust and often non-parametric estimation procedures. This paper opens new questions on the trade-off between structural assumptions and model-robust estimation of policy functions, and exploring such trade-off remains an open research question.

References

- Akbarpour, M., S. Malladi, and A. Saberi (2018). Just a few seeds more: value of network information for diffusion. *Available at SSRN 3062830*.
- Alatas, V., A. Banerjee, R. Hanna, B. A. Olken, and J. Tobias (2012). Targeting the poor: evidence from a field experiment in indonesia. *American Economic Review* 102(4), 1206–40.
- Alidaee, H., E. Auerbach, and M. P. Leung (2020). Recovering network structure from aggregated relational data using penalized regression. *arXiv preprint arXiv:2001.06052*.
- Ananth, A. (2021). Optimal treatment assignment rules on networked populations. *Working paper*.
- Armstrong, T. and S. Shen (2015). Inference on optimal treatment assignments. *Available at SSRN 2592479*.
- Aronow, P. M., C. Samii, et al. (2017). Estimating average causal effects under general interference, with application to a social network experiment. *The Annals of Applied Statistics* 11(4), 1912–1947.
- Athey, S., D. Eckles, and G. W. Imbens (2018). Exact p-values for network interference. *Journal of the American Statistical Association* 113(521), 230–240.
- Athey, S. and S. Wager (2021). Policy learning with observational data. *Econometrica* 89(1), 133–161.
- Auerbach, E. (2019). Identification and estimation of a partially linear regression model using network data. *arXiv preprint arXiv:1903.09679*.
- Banerjee, A., A. G. Chandrasekhar, E. Duflo, and M. O. Jackson (2013). The diffusion of microfinance. *Science* 341(6144), 1236–498.
- Banerjee, A., A. G. Chandrasekhar, E. Duflo, and M. O. Jackson (2014). Gossip: Identifying central individuals in a social network. Technical report, National Bureau of Economic Research.
- Banerjee, A., A. G. Chandrasekhar, E. Duflo, and M. O. Jackson (2019). Using gossips to spread information: Theory and evidence from two randomized controlled trials. *The Review of Economic Studies* 86(6), 2453–2490.
- Barrera-Osorio, F., M. Bertrand, L. L. Linden, and F. Perez-Calle (2011). Improving the design of conditional transfer programs: Evidence from a randomized education

- experiment in colombia. *American Economic Journal: Applied Economics* 3(2), 167–95.
- Bhattacharya, D. (2009). Inferring optimal peer assignment from experimental data. *Journal of the American Statistical Association* 104(486), 486–500.
- Bhattacharya, D. and P. Dupas (2012). Inferring welfare maximizing treatment assignment under budget constraints. *Journal of Econometrics* 167(1), 168–196.
- Bhattacharya, D., P. Dupas, and S. Kanaya (2019). Demand and welfare analysis in discrete choice models with social interactions. *Available at SSRN 3116716*.
- Bloch, F., M. O. Jackson, and P. Tebaldi (2017). Centrality measures in networks. *Available at SSRN 2749124*.
- Bond, R. M., C. J. Fariss, J. J. Jones, A. D. Kramer, C. Marlow, J. E. Settle, and J. H. Fowler (2012). A 61-million-person experiment in social influence and political mobilization. *Nature* 489(7415), 295.
- Breiman, L. (2001). Random forests. *Machine learning* 45(1), 5–32.
- Breza, E., A. G. Chandrasekhar, T. H. McCormick, and M. Pan (2020). Using aggregated relational data to feasibly identify network structure without network data. *American Economic Review* 101(8), 2454–84.
- Brooks, R. L. (1941). On colouring the nodes of a network. In *Mathematical Proceedings of the Cambridge Philosophical Society*, Volume 37, pp. 194–197. Cambridge University Press.
- Cai, J., A. De Janvry, and E. Sadoulet (2015). Social networks and the decision to insure. *American Economic Journal: Applied Economics* 7(2), 81–108.
- Chernozhukov, V., D. Chetverikov, M. Demirer, E. Duflo, C. Hansen, W. Newey, and J. Robins (2018). Double/debiased machine learning for treatment and structural parameters.
- Chernozhukov, V., D. Chetverikov, K. Kato, et al. (2014). Gaussian approximation of suprema of empirical processes. *The Annals of Statistics* 42(4), 1564–1597.
- Chiang, H. D., K. Kato, Y. Ma, and Y. Sasaki (2019). Multiway cluster robust double/debiased machine learning. *arXiv preprint arXiv:1909.03489*.
- Chin, A., D. Eckles, and J. Ugander (2018). Evaluating stochastic seeding strategies in networks. *arXiv preprint arXiv:1809.09561*.
- Christakis, N. A. and J. H. Fowler (2010). Social network sensors for early detection of contagious outbreaks. *PloS one* 5(9).

- Devroye, L., L. Györfi, and G. Lugosi (2013). *A probabilistic theory of pattern recognition*, Volume 31. Springer Science & Business Media.
- DiTraglia, F. J., C. Garcia-Jimeno, R. O’Keeffe-O’Donovan, and A. Sanchez-Becerra (2020). Identifying causal effects in experiments with social interactions and non-compliance. *arXiv preprint arXiv:2011.07051*.
- Duflo, E., P. Dupas, and M. Kremer (2011). Peer effects, teacher incentives, and the impact of tracking: Evidence from a randomized evaluation in kenya. *American Economic Review* 101(5), 1739–74.
- Eckles, D., H. Esfandiari, E. Mossel, and M. A. Rahimian (2019). Seeding with costly network information. In *Proceedings of the 2019 ACM Conference on Economics and Computation*, pp. 421–422.
- Egger, D., J. Haushofer, E. Miguel, P. Niehaus, and M. W. Walker (2019). General equilibrium effects of cash transfers: experimental evidence from kenya. Technical report, National Bureau of Economic Research.
- Elliott, G. and R. P. Lieli (2013). Predicting binary outcomes. *Journal of Econometrics* 174(1), 15–26.
- Farrell, M. H. (2015). Robust inference on average treatment effects with possibly more covariates than observations. *Journal of Econometrics* 189(1), 1–23.
- Florios, K. and S. Skouras (2008). Exact computation of max weighted score estimators. *Journal of Econometrics* 146(1), 86–91.
- Galeotti, A., B. Golub, and S. Goyal (2020). Targeting interventions in networks. *Econometrica, Forthcoming*.
- Goldsmith-Pinkham, P. and G. W. Imbens (2013). Social networks and the identification of peer effects. *Journal of Business & Economic Statistics* 31(3), 253–264.
- Graham, B. S., G. W. Imbens, and G. Ridder (2010). Measuring the effects of segregation in the presence of social spillovers: A nonparametric approach. Technical report, National Bureau of Economic Research.
- Hajłasz, P. and J. Malý (2002). Approximation in sobolev spaces of nonlinear expressions involving the gradient. *Arkiv för Matematik* 40(2), 245–274.
- Hansen, L. P. (1982). Large sample properties of generalized method of moments estimators. *Econometrica: Journal of the Econometric Society*, 1029–1054.
- He, X. and K. Song (2018). Measuring diffusion over a large network. *arXiv preprint arXiv:1812.04195*.

- Hirano, K. and J. R. Porter (2009). Asymptotics for statistical treatment rules. *Econometrica* 77(5), 1683–1701.
- Hudgens, M. G. and M. E. Halloran (2008). Toward causal inference with interference. *Journal of the American Statistical Association* 103(482), 832–842.
- Imai, K., Z. Jiang, and A. Malani (2020). Causal inference with interference and noncompliance in two-stage randomized experiments. *Journal of the American Statistical Association*, 1–13.
- Imbens, G. W. (2000). The role of the propensity score in estimating dose-response functions. *Biometrika* 87(3), 706–710.
- Jackson, M. O. and E. Storms (2018). Behavioral communities and the atomic structure of networks. *Available at SSRN 3049748*.
- Kang, H. and G. Imbens (2016). Peer encouragement designs in causal inference with partial interference and identification of local average network effects. *arXiv preprint arXiv:1609.04464*.
- Kempe, D., J. Kleinberg, and É. Tardos (2003). Maximizing the spread of influence through a social network. In *Proceedings of the ninth ACM SIGKDD international conference on Knowledge discovery and data mining*, pp. 137–146. ACM.
- Kim, B. (2020). Analysis of randomized experiments with network interference and noncompliance. *arXiv preprint arXiv:2012.13710*.
- Kim, D. A., A. R. Hwang, D. Stafford, D. A. Hughes, A. J. O’Malley, J. H. Fowler, and N. A. Christakis (2015). Social network targeting to maximise population behaviour change: a cluster randomised controlled trial. *The Lancet* 386(9989), 145–153.
- Kitagawa, T. and A. Tetenov (2018). Who should be treated? Empirical welfare maximization methods for treatment choice. *Econometrica* 86(2), 591–616.
- Kitagawa, T. and A. Tetenov (2019). Equality-minded treatment choice. *Journal of Business & Economic Statistics*, 1–14.
- Kitagawa, T. and G. Wang (2020). Who should get vaccinated? individualized allocation of vaccines over sir network. *arXiv preprint arXiv:2012.04055*.
- Laber, E. B., N. J. Meyer, B. J. Reich, K. Pacifici, J. A. Collazo, and J. M. Drake (2018). Optimal treatment allocations in space and time for on-line control of an emerging infectious disease. *Journal of the Royal Statistical Society: Series C (Applied Statistics)* 67(4), 743–789.

- Ledoux, M. and M. Talagrand (2011). Probability in banach spaces. classics in mathematics.
- Leung, M. P. (2020). Treatment and spillover effects under network interference. *Review of Economics and Statistics* 102(2), 368–380.
- Li, X., P. Ding, Q. Lin, D. Yang, and J. S. Liu (2019). Randomization inference for peer effects. *Journal of the American Statistical Association*, 1–31.
- Liu, L., M. G. Hudgens, B. Saul, J. D. Clemens, M. Ali, and M. E. Emch (2019). Doubly robust estimation in observational studies with partial interference. *Stat* 8(1), e214.
- Manresa, E. (2013). Estimating the structure of social interactions using panel data. *Unpublished Manuscript. CEMFI, Madrid*.
- Manski (2004). Statistical treatment rules for heterogeneous populations. *Econometrica* 72(4), 1221–1246.
- Manski, C. F. (2013). Identification of treatment response with social interactions. *The Econometrics Journal* 16(1), S1–S23.
- Mbakop, E. and M. Tabord-Meehan (2016). Model selection for treatment choice: Penalized welfare maximization. *arXiv preprint arXiv:1609.03167*.
- Muralidharan, K., P. Niehaus, and S. Sukhtankar (2017). General equilibrium effects of (improving) public employment programs: Experimental evidence from india. Technical report, National Bureau of Economic Research.
- Naimi, A. I., S. R. Cole, and E. H. Kennedy (2017). An introduction to g methods. *International journal of epidemiology* 46(2), 756–762.
- Opper, I. M. (2016). Does helping john help sue? evidence of spillovers in education. *American Economic Review* 109(3), 1080–1115.
- Pollard, D. (1990). Empirical processes: theory and applications. In *NSF-CBMS regional conference series in probability and statistics*, pp. i–86. JSTOR.
- Robins, J. M., A. Rotnitzky, and L. P. Zhao (1994). Estimation of regression coefficients when some regressors are not always observed. *Journal of the American statistical Association* 89(427), 846–866.
- Sävje, F., P. M. Aronow, and M. G. Hudgens (2020). Average treatment effects in the presence of unknown interference. *Annals of Statistics, Forthcoming*.
- Sinclair, B., M. McConnell, and D. P. Green (2012). Detecting spillover effects: Design and analysis of multilevel experiments. *American Journal of Political Science* 56(4), 1055–1069.

- Sobel, M. E. (2006). What do randomized studies of housing mobility demonstrate? causal inference in the face of interference. *Journal of the American Statistical Association* 101(476), 1398–1407.
- Stoye, J. (2009). Minimax regret treatment choice with finite samples. *Journal of Econometrics* 151(1), 70–81.
- Stoye, J. (2012). Minimax regret treatment choice with covariates or with limited validity of experiments. *Journal of Econometrics* 166(1), 138–156.
- Su, L., W. Lu, and R. Song (2019). Modelling and estimation for optimal treatment decision with interference. *Stat* 8(1), e219.
- Tetenov, A. (2012). Statistical treatment choice based on asymmetric minimax regret criteria. *Journal of Econometrics* 166(1), 157–165.
- Van Der Vaart, A. W. and J. A. Wellner (1996). Weak convergence. In *Weak convergence and empirical processes*, pp. 16–28. Springer.
- Vazquez-Bare, G. (2020). Causal spillover effects using instrumental variables. *arXiv preprint arXiv:2003.06023*.
- Viviano, D. (2020). Policy choice in experiments with unknown interference. *arXiv preprint arXiv:2011.08174*.
- Wager, S. and K. Xu (2020). Experimenting in equilibrium. *Management Science*, *Forthcoming*.
- Wainwright, M. J. (2019). *High-dimensional statistics: A non-asymptotic viewpoint*, Volume 48. Cambridge University Press.
- Wenocur, R. S. and R. M. Dudley (1981). Some special vapnik-chervonenkis classes. *Discrete Mathematics* 33(3), 313–318.
- Zhou, Z., S. Athey, and S. Wager (2018). Offline multi-action policy learning: Generalization and optimization. *arXiv preprint arXiv:1810.04778*.
- Zubcsek, P. P. and M. Sarvary (2011). Advertising to a social network. *Quantitative Marketing and Economics* 9(1), 71–107.

SUPPLEMENTARY MATERIALS

Appendix A A numerical study

In this section, we study the numerical performance of the proposed methodology in a small simulation study. We simulate data according to the following data generating process (DGP):

$$\begin{aligned}
 Y_i &= |N_i|^{-1} \left(X_i \beta_1 + X_i \beta_2 D_i + \mu \right) \sum_{k \in N_i} D_k + X_i \beta_3 D_i + \varepsilon_i \\
 \varepsilon_i &= \eta_i / \sqrt{2} + \sum_{k \in N_i} \eta_k / \sqrt{2|N_i|}, \quad \eta_i \sim_{i.i.d.} \mathcal{N}(0, 1),
 \end{aligned}
 \tag{A.1}$$

where $|N_i|$ is set to be one for the elements with no neighbors. We simulate covariates as $X_{i,u} \sim_{i.i.d.} \mathcal{U}(-1, 1)$ for $u \in \{1, 2, 3, 4\}$. We draw $\beta_1, \beta_2, \mu \in \{-1, 1\}^3$ independently and with equal probabilities. We draw $\beta_3 \in \{-1.5, 1.5\}$ with equal probabilities. We evaluate the NEWM method with and without balancing score adjustment, under correct specification of the conditional mean function. We impose trimming at 1% on the estimation of the balancing score. We compare the performance of the proposed methodology to two competing methods. First, we consider the empirical welfare maximization method that does not account for network interference discussed in [Kitagawa and Tetenov \(2018\)](#) with a known balancing score of individual treatment. Second, we also compare the double robust formulation of the EWM method discussed in [Athey and Wager \(2021\)](#), with a linear model specification where no network effects are included in the regression. For any of the method under consideration, we consider a policy function of the form

$$\pi(X_i) = 1 \left\{ X_{i,1} \phi_1 + X_{i,2} \phi_2 + \phi_3 \geq 0 \right\}.
 \tag{A.2}$$

Optimization is performed using the MILP formulation.

In a first set of simulations, we consider a geometric network formation of the form

$$A_{i,j} = 1 \{ |X_{i,2} - X_{j,2}|/2 + |X_{i,4} - X_{j,4}|/2 \leq r_n \}
 \tag{A.3}$$

where $r_n = \sqrt{4/2.75n}$ similarly to simulations in [Leung \(2020\)](#). In a second set of simulations we generate Barabasi-Albert networks, where we first draw uniformly $n/5$

edges according to Erdős-Rényi graph with probabilities $p = 10/n$ and second we draw sequentially connections of the new nodes to the existing ones with probability equal to the number of connection of each pre-existing node divided by the overall number of connections in the graph. We estimate the methods over 200 data sets, and we evaluate the performance of each estimate over 1000 networks, drawn from the same DGP. Results are collected in Table 4. The table reports the median welfare, with different sample sizes. Observe that by construction the sample size also corresponds to the different data-generating processes of the network formation model.

Table 4: Out-of-sample median *welfare* over 200 replications. DR is the method in [Athey and Wager \(2021\)](#) with estimated balancing score and EWM PS is the method in [Kitagawa and Tetenov \(2018\)](#) with known balancing score. NEWM1 is the proposed method with a correctly specified outcome model. NEWM2 is the double robust NEWM. G denotes the geometric network, and AB the Albert-Barabasi network.

Welfare	$n = 50$		$n = 70$		$n = 100$		$n = 150$		$n = 200$	
	G	AB	G	AB	G	AB	G	AB	G	AB
DR	1.51	0.94	1.50	1.08	1.42	1.05	1.53	0.95	1.41	0.95
EWM PS	1.21	0.93	1.23	0.92	1.32	0.93	1.38	0.90	1.29	0.95
NEWM1	1.74	1.31	1.87	1.38	1.93	1.37	1.91	1.40	2.00	1.39
NEWM2	1.78	1.22	1.89	1.33	1.89	1.37	1.94	1.28	1.95	1.33

Appendix B Proofs: Notation and Definitions

Before discussing the main results, we need to introduce the necessary notation. We define $S_i(\pi) = \sum_{k \in N_i} \pi(X_k)$. We denote \mathcal{A}_n the space of symmetric matrices in $\mathbb{R}^{n \times n}$ with entries being either zero or ones.

Definition B.1 (Proper Cover). *Given an adjacency matrix $A_n \in \mathcal{A}_n$, with n rows and columns, a family $\mathcal{C}_n = \{\mathcal{C}_n(j)\}$ of disjoint subsets of $[n]$ is a proper cover of A_n if $\cup \mathcal{C}_n(j) = [n]$ and $\mathcal{C}_n(j)$ contains units such that for any pair of elements $\{(i, k) \in \mathcal{C}_n(j), k \neq i\}$, $A_n^{(i,k)} = 0$.*

The size of the smallest proper cover is the chromatic number, defined as $\chi(A_n)$.

Definition B.2 (Chromatic number). *The chromatic number $\chi(A_n)$, denotes the size of the smallest proper cover of A_n .*

Definition B.3. *For a given matrix $A \in \mathcal{A}$, we define $A_n^2(A) \in \mathcal{A}_n$ the adjacency matrix where each row corresponds to a unit $i \in \{1, \dots, n\}$ and where two of such units are connected if they are neighbor or they share one first or second degree neighbor. Similarly $A_n^M(A)$ is the adjacency matrix obtained after connecting such units sharing common neighbors up to M th degree. Here $N_{i,M}$ defines the set of neighbors of individual $i \in \{1, \dots, n\}$ with adjacency matrix A_n^M .*

The proper cover of A_n^2 is defined as $\mathcal{C}_n^2 = \{\mathcal{C}_n^2(j)\}$ with chromatic number $\chi(A_n^2)$. Similarly $\mathcal{C}_n^M = \{\mathcal{C}_n^M(j)\}$ with chromatic number $\chi(A_n^M)$ is the proper cover of A_n^M .

Next, we discuss definitions on covering numbers.⁴⁴ For $z_1^n = (z_1, \dots, z_n)$ be arbitrary points in \mathcal{Z} , for a function class \mathcal{F} , with $f \in \mathcal{F}$, $f : \mathcal{Z} \mapsto \mathbb{R}$, we define,

$$\mathcal{F}(z_1^n) = \{f(z_1), \dots, f(z_n) : f \in \mathcal{F}\}. \quad (\text{B.1})$$

Definition B.4. For a class of functions \mathcal{F} , with $f : \mathcal{Z} \mapsto \mathbb{R}$, $\forall f \in \mathcal{F}$ and n data points $z_1, \dots, z_n \in \mathcal{Z}$ define the l_q -covering number $\mathcal{N}_q(\varepsilon, \mathcal{F}(z_1^n))$ to be the cardinality of the smallest cover $\mathcal{S} := \{s_1, \dots, s_N\}$, with $s_j \in \mathbb{R}^n$, such that for each $f \in \mathcal{F}$, there exist an $s_j \in \mathcal{S}$ such that $(\frac{1}{n} \sum_{i=1}^n |f(z_i) - s_j^{(i)}|^q)^{1/q} < \varepsilon$.

Throughout our analysis, for a random variable $X = (X_1, \dots, X_n)$ we denote $\mathbb{E}_X[\cdot]$ the expectation with respect to X . The Rademacher complexity is defined as follows.

Definition B.5. Let X_1, \dots, X_n be arbitrary random variables. Let $\sigma = \{\sigma_i\}_{i=1}^n$ be *i.i.d* Rademacher random variables (i.e., $P(\sigma_i = -1) = P(\sigma_i = 1) = 1/2$), independent of X_1, \dots, X_n . We define the empirical Rademacher complexity as

$$\mathcal{R}_n(\mathcal{F}) = \mathbb{E}_\sigma \left[\sup_{f \in \mathcal{F}} \left| \frac{1}{n} \sum_{i=1}^n \sigma_i f(X_i) \right| \middle| X_1, \dots, X_n \right]. \quad (\text{B.2})$$

Appendix C Main Lemmas

Lemma C.1. *The following holds: $\chi(A_n) \leq \chi(A_n^M) \leq M \mathcal{N}_{n, M+1}^{M+1}$.*

⁴⁴Here we adopt similar notation to Chapter 28 and Chapter 29 of [Devroye et al. \(2013\)](#).

Proof of Lemma C.1. The first inequality follows by Definition B.3. The second inequality follows by Brook's Theorem (Brooks, 1941), since two individuals $(i, j) \in \{1, \dots, n\}^2$ are connected if they share a common neighbor up to the M th degree. The maximum degree is bounded by $\mathcal{N}_{n,1} + \mathcal{N}_{n,1} \times \mathcal{N}_{n,2} + \dots + \prod_{s=1}^{M+1} \mathcal{N}_{n,s} \leq M\mathcal{N}_{n,M+1}^{M+1}$. \square

Lemma C.2. *Let $\mathcal{F}_1, \dots, \mathcal{F}_k$ be classes of bounded functions with VC-dimension $v < \infty$ and envelope $\bar{F} < \infty$, for $k \geq 2$. Let*

$$\mathcal{J} = \left\{ f_1(f_2 + \dots + f_k), \quad f_j \in \mathcal{F}_j, \quad j = 1, \dots, k \right\}, \quad \mathcal{J}_n(z_1^n) = \left\{ h(z_1), \dots, h(z_n); h \in \mathcal{J} \right\}.$$

For arbitrary fixed points $z_1^n \in \mathbb{R}^d$, $\int_0^{2\bar{F}} \sqrt{\log \left(\mathcal{N}_1 \left(u, \mathcal{J}(z_1^n) \right) \right)} du < c_{\bar{F}} \sqrt{k \log(k)v}$. for a constant $c_{\bar{F}} < \infty$ that only depend on \bar{F} .

Proof of Lemma C.2. Let $\mathcal{F}_{-1}(z_1^n) = \{f_2(z_1^n) + \dots + f_k(z_1^n), f_j \in \mathcal{F}_j, j = 2, \dots, k\}$. By Theorem 29.6 in Devroye et al. (2013),

$$\mathcal{N}_1 \left(\varepsilon, \mathcal{F}_{-1}(z_1^n) \right) \leq \prod_{j=2}^k \mathcal{N}_1 \left(\varepsilon / (k-1), \mathcal{F}_j(z_1^n) \right).$$

By Theorem 29.7 in Devroye et al. (2013),

$$\mathcal{N}_1 \left(\varepsilon, \mathcal{J}_n(z_1^n) \right) \leq \prod_{j=2}^k \mathcal{N}_1 \left(\frac{\varepsilon}{2(k-1)\bar{F}}, \mathcal{F}_j(z_1^n) \right) \mathcal{N}_1 \left(\frac{\varepsilon}{2\bar{F}}, \mathcal{F}_1(z_1^n) \right). \quad (\text{C.1})$$

By standard properties of covering numbers, for a generic set \mathcal{H} , $\mathcal{N}_1(\varepsilon, \mathcal{H}) \leq \mathcal{N}_2(\varepsilon, \mathcal{H})$. Therefore

$$(\text{C.1}) \leq \prod_{j=2}^k \mathcal{N}_2 \left(\frac{\varepsilon}{2(k-1)\bar{F}}, \mathcal{F}_j(z_1^n) \right) \mathcal{N}_2 \left(\frac{\varepsilon}{2\bar{F}}, \mathcal{F}_1(z_1^n) \right).$$

We apply now a uniform entropy bound for the covering number. By Theorem 2.6.7 of Van Der Vaart and Wellner (1996), we have that for a universal constant $C < \infty$,

$$\mathcal{N}_2 \left(\frac{\varepsilon}{2(k-1)\bar{F}}, \mathcal{F}_j(z_1^n) \right) \leq C(v+1)(16e)^{(v+1)} \left(\frac{2\bar{F}^2(k-1)}{\varepsilon} \right)^{2v}$$

which implies that

$$\begin{aligned} \log \left(\mathcal{N}_1 \left(\varepsilon, \mathcal{J}_n(z_1^n) \right) \right) &\leq \sum_{j=1}^{k-1} \log \left(\mathcal{N}_2 \left(\frac{\varepsilon}{2\bar{F}(k-1)}, \mathcal{F}_j(z_1^n) \right) \right) + \log \left(\mathcal{N}_2 \left(\frac{\varepsilon}{2\bar{F}}, \mathcal{F}_1(z_1^n) \right) \right) \\ &\leq k \log \left(C(v+1)(16e)^{v+1} \right) + k2v \log(2C\bar{F}^2(k-1)/\varepsilon). \end{aligned}$$

Since $\int_0^{2\bar{F}} \sqrt{k \log \left(C(v+1)(16e)^{v+1} \right) + k2v \log(2C\bar{F}^2(k-1)/\varepsilon)} d\varepsilon \leq c_{\bar{F}} \sqrt{k \log(k)v}$ for a constant $c_{\bar{F}} < \infty$, the proof completes. \square

The following lemma controls the Rademacher complexity with individualized treatments.

Lemma C.3. *Let Π be a function class with $\pi : \mathbb{R}^d \mapsto \{0, 1\}$ for any $\pi \in \Pi$, with finite VC-dimension, denoted as $\text{VC}(\Pi)$. Take arbitrary random variables $(X_i^{(1)}, \dots, X_i^{(h_i)}, V_i)$, $X_i, V_i \in \mathbb{R}^d$, functions $f_i : \mathbb{Z} \mapsto \mathbb{R}$, with f_i L -lipschitz for all $i \in \{1, \dots, n\}$. Let $\bar{h} = \max_i h_i$. Let $\sigma_1, \dots, \sigma_n$ be independent Rademacher random variables (independent of $(X_i, V_i)_{i=1}^n$). Then for a constant $C < \infty$ independent of L, \bar{h} and n*

$$\mathbb{E}_\sigma \left[\sup_{\pi \in \Pi} \left| \frac{1}{n} \sum_{i=1}^n f_i \left(\sum_{k \in \{1, \dots, h_i\}} \pi(X_i^{(k)}) \right) \pi(V_i) \sigma_i \right| \right] \leq CL \sqrt{\frac{(\bar{h} + 1) \log(\bar{h} + 1) \text{VC}(\Pi)}{n}}. \quad (\text{C.2})$$

Proof of Lemma C.7. We first discuss the case where $h_i = h$ for all i . We then turn to the case where this condition fails at the end of the proof.

Lipschitz properties First, we add and subtract the value of the function $f_i(0)$ at zero. Namely,

$$\begin{aligned} & \mathbb{E}_\sigma \left[\sup_{\pi \in \Pi} \left| \frac{1}{n} \sum_{i=1}^n \sigma_i \left(f_i \left(\sum_{k \in \{1, \dots, h\}} \pi(X_i^{(k)}) \right) - f_i(0) + f_i(0) \right) \pi(V_i) \right| \right] \\ & \leq \underbrace{\mathbb{E}_\sigma \left[\sup_{\pi \in \Pi} \left| \frac{1}{n} \sum_{i=1}^n \sigma_i \left(f_i \left(\sum_{k \in \{1, \dots, h\}} \pi(X_i^{(k)}) \right) - f_i(0) \right) \pi(V_i) \right| \right]}_{(1)} \\ & \quad + \underbrace{\mathbb{E}_\sigma \left[\sup_{\pi \in \Pi} \left| \frac{1}{n} \sum_{i=1}^n \sigma_i f_i(0) \pi(V_i) \right| \right]}_{(2)} \end{aligned} \quad (\text{C.3})$$

where the last inequality follows by the triangular inequality. We bound first (1). We decompose the supremum over $\pi \in \Pi$ as follows.

$$\begin{aligned} & \mathbb{E}_\sigma \left[\sup_{\pi \in \Pi} \left| \frac{1}{n} \sum_{i=1}^n \sigma_i \left(f_i \left(\sum_{k \in \{1, \dots, h\}} \pi(X_i^{(k)}) \right) - f_i(0) \right) \pi(V_i) \right| \right] \\ & \leq \mathbb{E}_\sigma \left[\sup_{\pi_1 \in \Pi, \pi_2 \in \Pi} \left| \frac{1}{n} \sum_{i=1}^n \sigma_i \left(f_i \left(\sum_{k \in \{1, \dots, h\}} \pi_2(X_i^{(k)}) \right) - f_i(0) \right) \pi_1(V_i) \right| \right]. \end{aligned}$$

Let $\phi_i(s) = (f_i(s) - f_i(0))$. Conditional on the data, ϕ_i is not random. It is Lipschitz and $\phi_i(0) = 0$ by assumption and by the fact that Y_i is uniformly bounded. By Theorem 4.12 in [Ledoux and Talagrand \(2011\)](#) (see also Lemma C.5)

$$\begin{aligned} & \mathbb{E}_\sigma \left[\sup_{\pi_1 \in \Pi, \pi_2 \in \Pi} \left| \frac{1}{n} \sum_{i=1}^n \sigma_i \left(f_i \left(\sum_{k \in \{1, \dots, h\}} \pi_2(X_i^{(k)}) \right) - f_i(0) \right) \pi_1(V_i) \right| \right] \\ & \leq L2 \mathbb{E}_\sigma \left[\sup_{\pi_1 \in \Pi, \pi_2 \in \Pi} \left| \frac{1}{n} \sum_{i=1}^n \sigma_i \left(\sum_{k \in \{1, \dots, h\}} \pi_2(X_i^{(k)}) \right) \pi_1(V_i) \right| \right]. \end{aligned} \quad (\text{C.4})$$

Function class decomposition We decompose the supremum as follows:

$$\begin{aligned} & L \mathbb{E}_\sigma \left[\sup_{\pi_1 \in \Pi, \pi_2 \in \Pi} \left| \frac{1}{n} \sum_{i=1}^n \sigma_i \left(\sum_{k \in \{1, \dots, h\}} \pi_2(X_i^{(k)}) \right) \pi_1(V_i) \right| \right] \\ & \leq L \underbrace{\mathbb{E}_\sigma \left[\sup_{\pi_1 \in \Pi, \pi_2 \in \Pi, \dots, \pi_{h+1} \in \Pi} \left| \frac{1}{n} \sum_{i=1}^n \sigma_i \left(\sum_{k \in \{1, \dots, h\}} \pi_{k+1}(X_i^{(k)}) \right) \pi_1(V_i) \right| \right]}_{(J)}. \end{aligned}$$

We re-parametrize the class of functions as follows.

$$(J) = \mathbb{E}_\sigma \left[\sup_{\pi_1 \in \Pi, \tilde{\pi}_2 \in \Pi_2, \dots, \tilde{\pi}_{h+1} \in \Pi_{h+1}} \left| \frac{1}{n} \sum_{i=1}^n \sigma_i \left(\sum_{k \in \{1, \dots, h\}} \tilde{\pi}_{k+1}(X_i^{(1)}, \dots, X_i^{(h)}) \right) \pi_1(V_i) \right| \right],$$

where Π_2, \dots, Π_{h+1} , are such that $\tilde{\pi}_j \in \Pi_j : \tilde{\pi}_j(X_i^{(1)}, \dots, X_i^{(k)}, \dots, X_i^{(h)}) = \pi(X_i^{(j)})$. By Theorem 29.4 in [Devroye et al. \(2013\)](#), $\text{VC}(\Pi_j) = \text{VC}(\Pi)$ for all $j \in \{1, \dots, h\}$. Let

$$\tilde{\Pi} = \left\{ \pi_1 \left(\sum_{j=1}^h \pi_{j+1} \right), \pi_k \in \Pi_k, k = 1, \dots, h+1 \right\}.$$

For any fixed point data point z_1^n , by Lemma C.2, the Dudley's integral of the function class $\tilde{\Pi}(z_1^n)$ is bounded by $C \sqrt{(h+1) \log(h+1) \text{VC}(\tilde{\Pi})}$, for a finite constant C . Therefore, by C.2 and the Dudley's entropy integral bound (Lemma F.8) we can bound the conditional Rademacher complexity

$$\begin{aligned} & \mathbb{E}_\sigma \left[\sup_{\pi_1 \in \Pi_1, \pi_2 \in \Pi_2, \dots, \pi_{h+1} \in \Pi_{h+1}} \left| \frac{1}{n} \sum_{i=1}^n \sigma_i \left(\sum_{k \in \{1, \dots, h\}} \pi_{k+1}(X_i^{(k)}) \right) \pi_1(V_i) \right| \right] \\ & \leq C \sqrt{(h+1) \frac{\text{VC}(\tilde{\Pi}) \log(h+1)}{n}} \end{aligned}$$

for a constant $C < \infty$.

Remaining components For (2) in Equation (C.3) we can use the same argument used for (1). In particular, since Π has finite VC-dimension, and it contains functions mapping to $\{0, 1\}$, by Theorem 2.6.7 of Van Der Vaart and Wellner (1996)⁴⁵, $\int_0^2 \sqrt{\mathcal{N}_2(u, \Pi(z_1^n))} du < C \sqrt{\text{VC}(\Pi)}$ for a constant C .

Conclusion We are now left to discuss the case where h_i is different for each individual. In this case, we can assign to each unit covariates $\{X_{k \in N_i}, \emptyset, \emptyset, \dots, \emptyset\}$ with in total \bar{h} and parametrizing $\pi(\emptyset) = 0$. The rest of the proof follows similarly as before. \square

Lemma C.4. $e^c(\cdot) \in (\delta, 1 - \delta)$ for $\delta \in (0, 1)$. Then $\frac{1\{N = \sum_{k \in N_i} D_k, d = D_i\}}{e^c(d, N, Z_{k \in N_i}, Z_i, |N_i|)}$ is $2/\delta$ -Lipschitz in its second argument for all $d \in \{0, 1\}$

Proof of Lemma C.4. Let $O_i = (Z_{k \in N_i}, Z_i, |N_i|)$. Then for any $N, N' \in \mathbb{Z}$

$$\left| \frac{1\{N = \sum_{k \in N_i} D_k, d = D_i\}}{e^c(d, N, O_i)} - \frac{1\{N' = \sum_{k \in N_i} D_k, d = D_i\}}{e^c(d, N', O_i)} \right| \leq \frac{2}{\delta}.$$

for $N \neq N'$. The last inequality follows from the fact that by the overlap condition and the triangular inequality. Since N is discrete, the right-hand side is at least $2/\delta |N - N'|$ which completes the proof. \square

C.1 Auxiliary lemmas for an unbounded outcome

The next lemma provides a bound on the Rademacher complexity in the presence of the composition of functions. We discuss the Ledoux-Talagrand contraction inequality (Ledoux and Talagrand, 2011; Chernozhukov et al., 2014) to the case of interest in this paper.

Lemma C.5. Let $\phi_i : \mathbb{R} \mapsto \mathbb{R}$ be Lipschitz functions with parameter L , $\forall i \in \{1, \dots, n\}$, i.e., $|\phi_i(a) - \phi_i(b)| \leq L|a - b|$ for all $a, b \in \mathbb{R}$, with $\phi_i(0) = 0$. Then, for any $\mathcal{T} \subseteq \mathbb{R}^n$, with $t = (t_1, \dots, t_n) \in \mathbb{R}$, $\alpha = (\alpha_1, \dots, \alpha_n) \in \mathcal{A} \subseteq \{0, 1\}^n$,

$$\frac{1}{2} \mathbb{E}_\sigma \left[\sup_{t \in \mathcal{T}, \alpha \in \mathcal{A}} \left| \frac{1}{n} \sum_{i=1}^n \sigma_i \phi_i(t_i) \alpha_i \right| \right] \leq L \mathbb{E}_\sigma \left[\sup_{t \in \mathcal{T}, \alpha \in \mathcal{A}} \left| \frac{1}{n} \sum_{i=1}^n \alpha_i \sigma_i t_i \right| \right].$$

⁴⁵The argument is the same used in the proof of Lemma C.2.

Proof of Lemma C.5. The proof follows closely the one in Theorem 4.12 of [Ledoux and Talagrand \(2011\)](#) while dealing with the additional α vector. First note that if \mathcal{T} is unbounded, there will be some setting so that the right hand side is infinity and the result trivially holds. Therefore, we can focus to the case where \mathcal{T} is bounded. First we aim to show that for $\mathcal{T} \subseteq \mathbb{R}^2$, for $\alpha \in \{0, 1\}^2$,

$$\mathbb{E} \left[\sup_{t \in \mathcal{T}, \alpha \in \mathcal{A}} \alpha_1 t_1 + \sigma_2 \phi(t_2) \alpha_2 \right] \leq \mathbb{E} \left[\sup_{t \in \mathcal{T}, \alpha \in \mathcal{A}} \alpha_1 t_1 + L \sigma_2 t_2 \alpha_2 \right]. \quad (\text{C.5})$$

If the claim above is true, than it follows that

$$\mathbb{E} \left[\sup_{t \in \mathcal{T}, \alpha \in \mathcal{A}} \alpha_1 \phi_1(t_1) \sigma_1 + \sigma_2 \phi(t_2) \alpha_2 \middle| \sigma_1 \right] \leq \mathbb{E} \left[\sup_{t \in \mathcal{T}, \alpha \in \mathcal{A}} \alpha_1 \phi_1(t_1) \sigma_1 + L \sigma_2 t_2 \alpha_2 \middle| \sigma_1 \right].$$

as $\sigma_1 \phi(t_1)$ simply transforms \mathcal{T} (and it is still bounded, if not the claim would trivially holds), and we can iteratively apply this result. Hence, we first prove Equation (C.5). Define for $a, b \in \mathcal{A}$, $I(t, s, a, b) := \frac{1}{2} \left(t_1 a_1 + a_2 \phi(t_2) \right) + \frac{1}{2} \left(s_1 b_1 - b_2 \phi(s_2) \right)$. We want to show that the right hand side in Equation (C.5) is larger than $I(t, s, a, b)$ for all $t, s \in \mathcal{T}$ and $a, b \in \mathcal{A}$. Since we are taking the supremum over t, s, a, b , we can assume without loss of generality that

$$t_1 a_1 + a_2 \phi(t_2) \geq s_1 b_1 + b_2 \phi(s_2), \quad s_1 b_1 - b_2 \phi(s_2) \geq t_1 a_1 - a_2 \phi(t_2). \quad (\text{C.6})$$

We can now define four quantities of interest, being

$$m = b_1 s_1 - b_2 \phi(s_2), \quad n = b_1 s_1 - L s_2 b_2, \quad m' = a_1 t_1 + L a_2 t_2, \quad n' = a_1 t_1 + a_2 \phi(t_2).$$

We would like to show that $2I(t, s, a, b) = m + n' \leq m' + n$. We consider four different cases, similarly to the proof of [Ledoux and Talagrand \(2011\)](#) and argue that for any value of $(a_1, a_2, b_1, b_2) \in \{0, 1\}^4$ the claim holds.

Case 1 Start from the case $a_2 t_2, s_2 b_2 \geq 0$. We know that $\phi(0) = 0$, so that $|b_2 \phi(s_2)| \leq L b_2 s_2$. Now assume that $a_2 t_2 \geq b_2 s_2$. In this case

$$m - n = L b_2 s_2 - b_2 \phi(s_2) \leq L a_2 t_2 - a_2 \phi(t_2) = m' - n' \quad (\text{C.7})$$

since $|a_2 \phi(t_2) - b_2 \phi(s_2)| \leq L |a_2 t_2 - b_2 s_2| = L(a_2 t_2 - b_2 s_2)$. To see why this last claim holds, notice that for $a_2, b_2 = 1$, then the results hold by the condition $a_2 t_2 \geq b_2 s_2$ and Lipschitz continuity. If instead $a_2 = 1, b_2 = 0$, the claim trivially holds. While the case $a_2 = 0, b_2 = 1$, then it must be that $s_2 = 0$ since we assumed that $a_2 t_2 \geq 0, b_2 s_2 \geq 0$ and $a_2 t_2 \geq b_2 s_2$. Thus $m - n \leq m' - n'$. If instead $b_2 s_2 \geq a_2 t_2$, then use $-\phi$ instead

of ϕ and switch the roles of s, t giving a similar proof.

Case 2 Let $a_2 t_2 \leq 0, b_2 s_2 \leq 0$. Then the proof is the same as Case 1, switching the signs where necessary.

Case 3 Let $a_2 t_2 \geq 0, b_2 s_2 \leq 0$. Then we have $a_2 \phi(t_2) \leq L a_2 t_2$, since $a_2 \in \{0, 1\}$ and by Lipschitz properties of ϕ , $-b_2 \phi(s_2) \leq -b_2 L s_2$ so that $a_2 \phi(t_2) - b_2 \phi(s_2) \leq a_2 L t_2 - b_2 L s_2$ proving the claim.

Case 4 Let $a_2 t_2 \leq 0, b_2 s_2 \geq 0$. Then the claim follows symmetrically to Case 3.

We now conclude the proof. Denote $[x]_+ = \max\{0, x\}$ and $[x]_- = \max\{-x, 0\}$. Then we have

$$\begin{aligned} \mathbb{E}\left[\frac{1}{2}\sup_{t \in \mathcal{T}, \alpha \in \mathcal{A}} \left| \sum_{i=1}^n \sigma_i \phi_i(t_i) \alpha_i \right|\right] &\leq \mathbb{E}\left[\frac{1}{2}\sup_{t \in \mathcal{T}, \alpha \in \mathcal{A}} \left(\sum_{i=1}^n \sigma_i \phi_i(t_i) \alpha_i \right)_+\right] + \mathbb{E}\left[\frac{1}{2}\sup_{t \in \mathcal{T}, \alpha \in \mathcal{A}} \left(\sum_{i=1}^n \sigma_i \phi_i(t_i) \alpha_i \right)_-\right] \\ &\leq \mathbb{E}\left[\sup_{t \in \mathcal{T}, \alpha \in \mathcal{A}} \left(\sum_{i=1}^n \sigma_i \phi_i(t_i) \alpha_i \right)_+\right] \end{aligned}$$

where the last inequality follows by symmetry of σ_i and the fact that $(-x)_- = (x)_+$.

Notice that $\sup_x (x)_+ = (\sup_x x)_+$. Therefore, using Equation (C.5)

$$\begin{aligned} \mathbb{E}\left[\sup_{t \in \mathcal{T}, \alpha \in \mathcal{A}} \left(\sum_{i=1}^n \sigma_i \phi_i(t_i) \alpha_i \right)_+\right] &= \mathbb{E}\left[\left(\sup_{t \in \mathcal{T}, \alpha \in \mathcal{A}} \sum_{i=1}^n \sigma_i \phi_i(t_i) \alpha_i\right)_+\right] \leq \mathbb{E}\left[\left(\sup_{t \in \mathcal{T}, \alpha \in \mathcal{A}} \sum_{i=1}^n L \sigma_i t_i \alpha_i\right)_+\right] \\ &\leq \mathbb{E}\left[\left|\sup_{t \in \mathcal{T}, \alpha \in \mathcal{A}} \sum_{i=1}^n \sigma_i \phi_i(t_i) \alpha_i\right|\right] \leq \mathbb{E}\left[\left|\sup_{t \in \mathcal{T}, \alpha \in \mathcal{A}} \sum_{i=1}^n \sigma_i \phi_i(t_i) \alpha_i\right|\right] \end{aligned}$$

which completes the proof. \square

Lemma C.6. *Let Z be an arbitrary random variable and \mathcal{F} a class of uniformly bounded functions, i.e., there exist $\bar{F} < \infty$, such that $\|f\|_\infty \leq \bar{F}$ for all $f \in \mathcal{F}$. Let $Y_i \sim \mathcal{P}_i | Z$, where $Y \geq 0$ is a scalar. Let $(Y_i)_{i=1}^n | Z$ be pairwise independent across individuals i . Assume that for some $u > 0$, $\mathbb{E}[Y_i^{2+u} | Z] < B$, $\forall i \in \{1, \dots, n\}$. In addition assume that for any fixed points z_1^n , for some $V < \infty$, $\int_0^{2\bar{F}} \sqrt{\log\left(\mathcal{N}_1(u, \mathcal{F}(z_1^n))\right)} du < \sqrt{V}$. Let σ_i be i.i.d Rademacher random variables independent of Y, Z . Then there exist a constant $0 < C_{\bar{F}} < \infty$ that only depend on \bar{F} and u , such that*

$$\int_0^\infty \mathbb{E}\left[\sup_{f \in \mathcal{F}} \left| \frac{1}{n} \sum_{i=1}^n \sigma_i f(Z_i) 1\{Y_i > y\} \right| \middle| Z\right] dy \leq C_{\bar{F}} \sqrt{\frac{BV}{n}}$$

for all $n \geq 1$.

Proof of Lemma C.6. The proof follows closely the one in [Kitagawa and Tetenov \(2019\)](#) (Lemma A.5) to express the bound as a function of the covering number (instead of the VC-dimension). First, define

$$\xi_n(y) = \sup_{f \in \mathcal{F}} \left| \frac{1}{n} \sum_{i=1}^n f(Z_i) 1\{Y_i > y\} \sigma_i \right|.$$

Denote $\bar{p}(y) = \frac{1}{n} \sum_{i=1}^n P(Y_i > y | Z)$.

Case 1 Consider first values of y for which $n\bar{p}(y) = \sum_{i=1}^n P(Y_i > y | Z) \leq 1$. Due to the envelope condition, and the definition of Rademacher random variables, we have

$$\left| \frac{1}{n} \sum_{i=1}^n f(Z_i) 1\{Y_i > y\} \sigma_i \right| \leq \bar{F} \frac{1}{n} \sum_{i=1}^n 1\{Y_i > y\}, \forall f \in \mathcal{F}.$$

Taking expectations we have $\mathbb{E}[\xi_n(y)] \leq \bar{F} \mathbb{E} \left[\frac{1}{n} \sum_{i=1}^n 1\{Y_i > y\} \middle| Z \right] = \bar{F} \bar{p}(y)$ and the right hand side is bounded by $\bar{F} \frac{1}{n}$ for this particular case.

Case 2 Consider now values of y such that $n\bar{p}(y) > 1$. Define the random variable $N_y = \sum_{i=1}^n 1\{Y_i > y\}$. Then we can write

$$\frac{1}{n} \sum_{i=1}^n f(Z_i) 1\{Y_i > y\} \sigma_i = \begin{cases} 0 & \text{if } N_y = 0 \\ \frac{N_y}{n} \frac{1}{N_y} \sum_{i=1}^n f(Z_i) 1\{Y_i > y\} \sigma_i & \text{if } N_y \geq 1. \end{cases}$$

If $N_y \geq 1$, then

$$\begin{aligned} \xi_n(y) &= \sup_{f \in \mathcal{F}} \left| \frac{N_y}{n} \frac{1}{N_y} \sum_{i=1}^n f(Z_i) \sigma_i 1\{Y_i > y\} \right| \\ &= \sup_{f \in \mathcal{F}} \left| \frac{N_y}{n} \frac{1}{N_y} \sum_{i=1}^n f(Z_i) \sigma_i 1\{Y_i > y\} - \bar{p}(y) \frac{1}{N_y} \sum_{i=1}^n f(Z_i) 1\{Y_i > y\} \sigma_i + \right. \\ &\quad \left. + \bar{p}(y) \frac{1}{N_y} \sum_{i=1}^n f(Z_i) 1\{Y_i > y\} \sigma_i \right| \\ &\leq \left| \frac{N_y}{n} - \bar{p}(y) \right| \sup_{f \in \mathcal{F}} \left| \frac{1}{N_y} \sum_{i=1}^n f(Z_i) 1\{Y_i > y\} \sigma_i \right| + \bar{p}(y) \sup_{f \in \mathcal{F}} \left| \frac{1}{N_y} \sum_{i=1}^n f(Z_i) \sigma_i 1\{Y_i > y\} \right|. \end{aligned}$$

Denote \mathbb{E}_σ the expectation only with respect to the Rademacher random variables σ . Conditional on N_y , $\xi_n(y)$ sums over N_y terms. Therefore, for a constant $0 < C_1 < \infty$ that only depend on \bar{F} ,

$$\mathbb{E}_\sigma \left[\bar{p}(y) \sup_{f \in \mathcal{F}} \left| \frac{1}{N_y} \sum_{i=1}^n f(Z_i) \sigma_i 1\{Y_i > y\} \right| \right] \leq C_1 \bar{p}(y) \sqrt{V} g(N_y)$$

by Theorem 5.22 in [Wainwright \(2019\)](#) (Lemma F.8 in Appendix F) where $g(\cdot)$ is defined in Lemma F.4. Similarly,

$$\mathbb{E}_\sigma \left[\left| \frac{N_y}{n} - \bar{p}(y) \right| \sup_{f \in \mathcal{F}} \left| \frac{1}{N_y} \sum_{i=1}^n f(Z_i) 1\{Y_i > y\} \sigma_i \right| \middle| Z \right] \leq \left| \frac{N_y}{n} - \bar{p}(y) \right| C_1 \sqrt{V} g(N_y).$$

For $N_y \geq 1$, it follows by the law of iterated expectations,

$$\mathbb{E}[\xi_n(y) | N_y, Z] \leq \left| \frac{N_y}{n} - \bar{p}(y) \right| C_1 \sqrt{V} g(N_y) + C_1 \bar{p}(y) \sqrt{V} g(N_y) \leq \left| \frac{N_y}{n} - \bar{p}(y) \right| C_1 \sqrt{V} + C_1 \bar{p}(y) \sqrt{V} g(N_y) \quad (\text{C.8})$$

where the last inequality follows by the definition of the $g(\cdot)$ function and the fact that $N_y \in \{1, 2, \dots\}$. For $N_y = 0$ instead, we have

$$\mathbb{E}[\xi_n(y) | N_y, Z] \leq \left| \frac{N_y}{n} - \bar{p}(y) \right| C_1 \sqrt{V} g(N_y) + C_1 \bar{p}(y) \sqrt{V} g(N_y) = 0$$

by the definition of $g(\cdot)$. Hence, the bound in Equation (C.8) always holds.

Unconditional expectation We are left to bound the unconditional expectation with respect to N_y . Notice first that

$$\mathbb{E} \left[\left| \frac{N_y}{n} - \bar{p}(y) \right| \middle| Z \right] \leq C_1 \sqrt{V} \sqrt{\mathbb{E} \left[\left| \frac{N_y}{n} - \bar{p}(y) \right|^2 \middle| Z \right]} = C_1 \sqrt{V} \sqrt{\text{Var} \left(\frac{1}{n} \sum_{i=1}^n 1\{Y_i > y\} \middle| Z \right)}.$$

By independence assumption,

$$C_1 \sqrt{V} \sqrt{\text{Var} \left(\frac{1}{n} \sum_{i=1}^n 1\{Y_i > y\} \middle| Z \right)} \leq C_1 \sqrt{V} \sqrt{\frac{1}{n^2} \sum_{i=1}^n P(Y_i > y | Z)}.$$

In addition, since $n\bar{p}(y) > 1$, by Lemma F.9, $\mathbb{E}[g(N_y) | Z] \leq \frac{2}{\sqrt{n}\sqrt{\bar{p}(y)}}$. Combining the inequalities, it follows

$$\mathbb{E}[\xi_n(y) | Z] \leq C_1 \sqrt{V} \sqrt{\frac{1}{n^2} \sum_{i=1}^n P(Y_i > y | Z)} + \bar{p}(y) C_1 \sqrt{V} \frac{2}{\sqrt{n}\sqrt{\bar{p}(y)}} \leq 2(1 + C_1) \sqrt{\frac{V}{n}} \sqrt{\frac{1}{n} \sum_{i=1}^n P(Y_i > y | Z)}.$$

This bound is larger than the bound derived for $n\bar{p}(y) < 1$, up to a constant factor $C_{\bar{F}} < \infty$. Therefore,

$$\mathbb{E}[\xi_n(y) | Z] \leq C_{\bar{F}} \sqrt{\frac{V}{n}} \sqrt{\frac{1}{n} \sum_{i=1}^n P(Y_i > y | Z)}.$$

Integral bound We can now write

$$\begin{aligned} \int_0^\infty \mathbb{E}[\xi_n(y)|Z]dy &\leq \int_0^\infty C_{\bar{F}}\sqrt{\frac{V}{n}}\sqrt{\sum_{i=1}^n \frac{P(Y_i > y|Z)}{n}}dy = \int_0^1 C_{\bar{F}}\sqrt{\frac{V}{n}}\sqrt{\sum_{i=1}^n \frac{P(Y_i > y|Z)}{n}}dy \\ &\quad + \int_1^\infty C_{\bar{F}}\sqrt{\frac{V}{n}}\sqrt{\sum_{i=1}^n \frac{P(Y_i > y|Z)}{n}}dy. \end{aligned}$$

The first term is bounded as follows. $\int_0^1 C_{\bar{F}}\sqrt{\frac{V}{n}}\sqrt{\sum_{i=1}^n \frac{P(Y_i > y|Z)}{n}}dy \leq C_{\bar{F}}\sqrt{\frac{V}{n}}$. The second term is bounded instead as follows.

$$\begin{aligned} \int_1^\infty C_{\bar{F}}\sqrt{\frac{V}{n}}\sqrt{\sum_{i=1}^n \frac{P(Y_i > y|Z)}{n}}dy &\leq C_{\bar{F}}\sqrt{\frac{V}{n}}\int_1^\infty \sqrt{\sum_{i=1}^n \frac{\mathbb{E}[Y_i^{2+u}|Z]}{ny^{2+u}}}dy \leq C_{\bar{F}}\sqrt{\frac{V}{n}}\int_1^\infty \sqrt{\frac{B}{y^{2+u}}}dy \\ &\leq C'_{\bar{F}}\sqrt{\frac{VB}{n}} \end{aligned}$$

for a constant $C'_{\bar{F}} < \infty$ that only depend on \bar{F} and u . \square

Lemma C.7. *Let Π be a function class with $\pi : \mathbb{R}^d \mapsto \{0, 1\}$ for any $\pi \in \Pi$, with finite VC-dimension, denoted as $\text{VC}(\Pi)$. Let $X^1, \dots, X^{h_i}, V \in \mathbb{R}^d, O \in \mathbb{R}^k, Y \in \mathbb{R}$. Let $K = (V_i, X_i^1, X_i^2, \dots, X_i^{h_i}, O_i)_{i=1}^n$. Suppose that $\mathbb{E}[Y_i^{2+u}|K] < B_1 < \infty$ for all $i \in \{1, \dots, n\}$ for some $u > 0$ and $(Y_i)_{i=1}^n$ are pairwise independent conditional on K . Let $\sigma_1, \dots, \sigma_n$ be independent Rademacher random variables, independent of $(K_i, Y_i)_{i=1}^n$. Let $f : \mathbb{Z} \times \mathbb{R}^k \mapsto \mathbb{R}$ be L -Lipschitz in its first argument. Assume that $\mathbb{E}[f(0, O_i)^{2+u}Y_i^{2+u}|K] < B_2 < \infty$ for all $i \in \{1, \dots, n\}$ for some $u > 0$. Let $\bar{h} = \max_i h_i$. Then for a constant $C < \infty$ that only depend on u ,*

$$\mathbb{E}_{Y, \sigma} \left[\sup_{\pi \in \Pi} \left| \frac{1}{n} \sum_{i=1}^n f \left(\sum_{k \in \{1, \dots, h\}} \pi(X_i^{(k)}), O_i \right) \pi(V_i) \sigma_i Y_i \right| \right] \leq C(L+1) \sqrt{\frac{(\bar{h} + 1) \log(\bar{h} + 1) \text{VC}(\Pi) (B_1 + B_2)}{n}}, \quad (\text{C.9})$$

where $\mathbb{E}_{Y, \sigma}$ denotes the conditional expectation taken only with respect to the variables $(Y_i, \sigma_i)_{i=1}^n$ conditional on K .

Proof of Lemma C.7. The proof follows similarly to Lemma C.3. We can consider the case where all units correspond to sums over h components, and discuss the case where this is violated at the end of the proof.

First decomposition First, we add and subtract the value of the function $f(0, O_i)$ at zero. Namely, the left hand side in Equation (C.9) equals

$$\begin{aligned}
& \mathbb{E}_{Y, \sigma} \left[\sup_{\pi \in \Pi} \left| \frac{1}{n} \sum_{i=1}^n \sigma_i \left(f \left(\sum_{k \in \{1, \dots, h\}} \pi(X_i^{(k)}), O_i \right) - f(0, O_i) + f(0, O_i) \right) Y_i \pi(V_i) \right| \right] \\
& \leq \underbrace{\mathbb{E}_{Y, \sigma} \left[\sup_{\pi \in \Pi} \left| \frac{1}{n} \sum_{i=1}^n \sigma_i \left(f \left(\sum_{k \in \{1, \dots, h\}} \pi(X_i^{(k)}), O_i \right) - f(0, O_i) \right) Y_i \pi(V_i) \right| \right]}_{(1)} \\
& \quad + \underbrace{\mathbb{E}_{Y, \sigma} \left[\sup_{\pi \in \Pi} \left| \frac{1}{n} \sum_{i=1}^n \sigma_i f(0, O_i) Y_i \pi(V_i) \right| \right]}_{(2)}
\end{aligned} \tag{C.10}$$

where the last inequality follows by the triangular inequality.

Decomposition with integral We bound first (1). We write

$$\begin{aligned}
& \mathbb{E}_{Y, \sigma} \left[\sup_{\pi \in \Pi} \left| \frac{1}{n} \sum_{i=1}^n \sigma_i \left(f \left(\sum_{k \in \{1, \dots, h\}} \pi(X_i^{(k)}), O_i \right) - f(0, O_i) \right) Y_i \pi(V_i) \right| \right] \\
& = \mathbb{E}_{Y, \sigma} \left[\sup_{\pi \in \Pi} \left| \frac{1}{n} \sum_{i=1}^n \sigma_i \left(f \left(\sum_{k \in \{1, \dots, h\}} \pi(X_i^{(k)}), O_i \right) - f(0, O_i) \right) |Y_i| \text{sign}(Y_i) \pi(V_i) \right| \right] \\
& \leq 2 \mathbb{E}_{Y, \tilde{\sigma}} \left[\sup_{\pi \in \Pi} \left| \frac{1}{n} \sum_{i=1}^n \tilde{\sigma}_i \left(f \left(\sum_{k \in \{1, \dots, h\}} \pi(X_i^{(k)}), O_i \right) - f(0, O_i) \right) |Y_i| \pi(V_i) \right| \right]
\end{aligned} \tag{C.11}$$

where $\tilde{\sigma}_i$ are Rademacher random variables independent of Y_1, \dots, Y_n .⁴⁶ Since $|Y_i| > 0$, we have

$$\begin{aligned}
\text{(C.11)} & = 2 \mathbb{E}_{Y, \tilde{\sigma}} \left[\sup_{\pi \in \Pi} \left| \frac{1}{n} \sum_{i=1}^n \tilde{\sigma}_i \left(f \left(\sum_{k \in \{1, \dots, h\}} \pi(X_i^{(k)}), O_i \right) - f(0, O_i) \right) \int_0^\infty \mathbf{1}_{\{|Y_i| > y\}} dy \pi(V_i) \right| \right] \\
& \leq 2 \mathbb{E}_{Y, \tilde{\sigma}} \left[\sup_{\pi \in \Pi} \int_0^\infty \left| \frac{1}{n} \sum_{i=1}^n \tilde{\sigma}_i \left(f \left(\sum_{k \in \{1, \dots, h\}} \pi(X_i^{(k)}), O_i \right) - f(0, O_i) \right) \mathbf{1}_{\{|Y_i| > y\}} \pi(V_i) \right| dy \right] \\
& \leq 2 \int_0^\infty \mathbb{E}_{Y, \tilde{\sigma}} \left[\sup_{\pi \in \Pi} \left| \frac{1}{n} \sum_{i=1}^n \tilde{\sigma}_i \left(f \left(\sum_{k \in \{1, \dots, h\}} \pi(X_i^{(k)}), O_i \right) - f(0, O_i) \right) \mathbf{1}_{\{|Y_i| > y\}} \pi(V_i) \right| \right] dy
\end{aligned}$$

where the last inequality follows by the properties of the supremum function and Fubini theorem.

⁴⁶To check the last claim the reader might consider that $P(\tilde{\sigma}_i = 1 | Y_i) = P(\sigma_i \text{sign}(Y_i) = 1 | Y_i) = 1/2$.

Lipschitz property We decompose the supremum over $\pi \in \Pi$ as follows.

$$\begin{aligned} & \int_0^\infty \mathbb{E}_{Y, \tilde{\sigma}} \left[\sup_{\pi \in \Pi} \left| \frac{1}{n} \sum_{i=1}^n \tilde{\sigma}_i \left(f \left(\sum_{k \in \{1, \dots, h\}} \pi(X_i^{(k)}), O_i \right) - f(0, O_i) \right) 1\{|Y_i| > y\} \pi(V_i) \right| \right] dy \\ & \leq \int_0^\infty \mathbb{E}_{Y, \tilde{\sigma}} \left[\sup_{\pi_1 \in \Pi, \pi_2 \in \Pi} \left| \frac{1}{n} \sum_{i=1}^n \tilde{\sigma}_i \left(f \left(\sum_{k \in \{1, \dots, h\}} \pi_2(X_i^{(k)}), O_i \right) - f(0, O_i) \right) 1\{|Y_i| > y\} \pi_1(V_i) \right| \right] dy. \end{aligned}$$

Let $\phi_i(N) = f(N, O_i) - f(0, O_i)$. Conditional on the data, ϕ_i is not random. By assumption it is Lipschitz and $\phi_i(0) = 0$. By Lemma C.5,

$$\begin{aligned} & \int_0^\infty \mathbb{E}_{Y, \tilde{\sigma}} \left[\sup_{\pi_1 \in \Pi, \pi_2 \in \Pi} \left| \frac{1}{n} \sum_{i=1}^n \tilde{\sigma}_i \left(f \left(\sum_{k \in \{1, \dots, h\}} \pi_2(X_i^{(k)}), O_i \right) - f(0, O_i) \right) 1\{|Y_i| > y\} \pi_1(V_i) \right| \right] dy \\ & \leq 2L \int_0^\infty \mathbb{E}_{Y, \tilde{\sigma}} \left[\sup_{\pi_1 \in \Pi, \pi_2 \in \Pi} \left| \frac{1}{n} \sum_{i=1}^n \tilde{\sigma}_i \left(\sum_{k \in \{1, \dots, h\}} \pi_2(X_i^{(k)}) \right) 1\{|Y_i| > y\} \pi_1(V_i) \right| \right] dy. \end{aligned} \tag{C.12}$$

Supremum over Π We decompose the supremum as follows:

$$\begin{aligned} & L \int_0^\infty \mathbb{E}_{Y, \tilde{\sigma}} \left[\sup_{\pi_1 \in \Pi, \pi_2 \in \Pi} \left| \frac{1}{n} \sum_{i=1}^n \tilde{\sigma}_i \left(\sum_{k \in \{1, \dots, h\}} \pi_2(X_i^{(k)}) \right) 1\{|Y_i| > y\} \pi_1(V_i) \right| \right] dy \\ & \leq L \underbrace{\int_0^\infty \mathbb{E}_{Y, \tilde{\sigma}} \left[\sup_{\pi_1 \in \Pi, \pi_2 \in \Pi, \dots, \pi_{h+1} \in \Pi} \left| \frac{1}{n} \sum_{i=1}^n \tilde{\sigma}_i \left(\sum_{k \in \{1, \dots, h\}} \pi_{k+1}(X_i^{(k)}) \right) 1\{|Y_i| > y\} \pi_1(V_i) \right| \right] dy}_{(J)}. \end{aligned}$$

We re-parametrize the class of functions as follows.

$$(J) = \int_0^\infty \mathbb{E}_{Y, \tilde{\sigma}} \left[\sup_{\pi_1 \in \Pi, \tilde{\pi}_2 \in \Pi_2, \dots, \tilde{\pi}_{h+1} \in \Pi_{h+1}} \left| \frac{1}{n} \sum_{i=1}^n \tilde{\sigma}_i \left(\sum_{k \in \{1, \dots, h\}} \tilde{\pi}_{k+1}(X_i^{(1)}, \dots, X_i^{(h)}) \right) 1\{|Y_i| > y\} \pi_1(V_i) \right| \right] dy,$$

where Π_2, \dots, Π_{h+1} , are such that $\tilde{\pi}_j \in \Pi_j : \tilde{\pi}_j(X_i^{(1)}, \dots, X_i^{(k)}, \dots, X_i^{(h)}) = \pi(X_i^{(j)})$. By Theorem 29.4 in Devroye et al. (2013), $\text{VC}(\Pi_j) = \text{VC}(\Pi)$ for all $j \in \{1, \dots, h\}$.⁴⁷

Let

$$\tilde{\Pi} = \left\{ \pi_1 \left(\sum_{j=1}^h \pi_{j+1} \right), \pi_k \in \Pi_k, k = 1, \dots, h+1 \right\}.$$

For any fixed point data point z_1^n , by Lemma C.2, the Dudley's integral of the function class $\tilde{\Pi}(z_1^n)$ is bounded by $C \sqrt{(h+1) \log(h+1) \text{VC}(\Pi)}$, for a finite constant C .

⁴⁷The reader might recognize that each $\pi_j \in \Pi_j$ can be written as the sum of π and functions constant at zero.

Therefore, by Lemma C.6 and C.2

$$\begin{aligned} & \int_0^\infty \mathbb{E}_{Y, \tilde{\sigma}} \left[\sup_{\pi_1 \in \Pi_1, \pi_2 \in \Pi_2, \dots, \pi_{h+1} \in \Pi_{h+1}} \left| \frac{1}{n} \sum_{i=1}^n \tilde{\sigma}_i \left(\sum_{k \in \{1, \dots, h\}} \pi_{k+1}(X_i^{(k)}) \right) 1\{|Y_i| > y\} \pi_1(V_i) \right| \right] dy \\ & \leq C \sqrt{B_1(h+1) \frac{\text{VC}(\Pi) \log(h+1)}{n}} \end{aligned}$$

for a constant $C < \infty$.

Remaining component Next, we bound the term (2) in Equation (C.10). Following the same argument used for term (1), we have

$$\begin{aligned} \mathbb{E}_{Y, \tilde{\sigma}} \left[\sup_{\pi \in \Pi} \left| \frac{1}{n} \sum_{i=1}^n \tilde{\sigma}_i f(0, O_i) Y_i \pi(V_i) \right| \right] & \leq 2 \mathbb{E}_{Y, \tilde{\sigma}} \left[\sup_{\pi \in \Pi} \left| \frac{1}{n} \sum_{i=1}^n \tilde{\sigma}_i |f(0, O_i) Y_i| \pi(V_i) \right| \right] \\ & \leq \int_0^\infty 2 \mathbb{E}_{Y, \tilde{\sigma}} \left[\sup_{\pi \in \Pi} \left| \frac{1}{n} \sum_{i=1}^n \tilde{\sigma}_i 1\{|f(0, O_i) Y_i| > y\} \pi(V_i) \right| \right] dy. \end{aligned}$$

Since Π has finite VC-dimension, and it contains functions mapping to $\{0, 1\}$, by Theorem 2.6.7 of Van Der Vaart and Wellner (1996)⁴⁸, $\int_0^2 \sqrt{\mathcal{N}_2(u, \Pi(z_1^n))} du < C \sqrt{\text{VC}(\Pi)}$ for a constant C . Hence, by Lemma C.6 and C.2,

$$\int_0^\infty 2 \mathbb{E}_{Y, \tilde{\sigma}} \left[\sup_{\pi \in \Pi} \left| \frac{1}{n} \sum_{i=1}^n \tilde{\sigma}_i 1\{|f(0, O_i) Y_i| > y\} \pi(V_i) \right| \right] dy \leq c'_0 \sqrt{\frac{B_2 \text{VC}(\Pi)}{n}}$$

for a constant $c'_0 < \infty$.

Conclusion We are now left to discuss the case where h_i is different for each individual. In this case, we can assign to each unit covariates $\{X_i^{(1)}, \dots, X_i^{(h_i)}, \emptyset, \emptyset, \dots, \emptyset\}$ with in total \bar{h} and parametrizing $\pi(\emptyset) = 0$. The rest of the proof follows similarly as before. \square

C.2 Lemmas for Identification

We conclude this section discussing the lemmas useful for identification.

Lemma C.8. *Let Assumption 2.1, 2.2, 2.4 hold. Then*

$$\mathbb{E} \left[\frac{1\{S_i(\pi) = \sum_{k \in N_i} D_k, \pi(X_i) = D_i\}}{e(\pi(X_i), S_i(\pi), Z_{k \in N_i}, Z_i, |N_i|)} Y_i \middle| A, Z \right] = m(\pi(X_i), S_i(\pi), Z_i, |N_i|).$$

⁴⁸The argument is the same used in the proof of Lemma C.2.

Proof. Under Assumption 2.1, we can write

$$\begin{aligned} & \mathbb{E} \left[\frac{1\{S_i(\pi) = \sum_{k \in N_i} D_k, \pi(X_i) = D_i\}}{e(\pi(X_i), S_i(\pi), Z_{k \in N_i}, Z_i, |N_i|)} Y_i \middle| A, Z \right] \\ &= \mathbb{E} \left[\frac{1\{S_i(\pi) = \sum_{k \in N_i} D_k, \pi(X_i) = D_i\}}{e(\pi(X_i), S_i(\pi), Z_{k \in N_i}, Z_i, |N_i|)} r(\pi(X_i), S_i(\pi), |N_i|, Z_i, \varepsilon_i) \middle| A, Z \right]. \end{aligned} \tag{C.13}$$

Under Assumption 2.2, we can then write

$$\begin{aligned} \text{(C.13)} &= \mathbb{E} \left[\frac{1\{S_i(\pi) = \sum_{k \in N_i} D_k, \pi(X_i) = D_i\}}{e(\pi(X_i), S_i(\pi), Z_{k \in N_i}, Z_i, |N_i|)} \middle| A, Z \right] \times \\ &\quad \times \mathbb{E} \left[r(\pi(X_i), S_i(\pi), |N_i|, Z_i, \varepsilon_i) \middle| A, Z \right]. \end{aligned}$$

By the first condition in Assumption 2.2 $\mathbb{E} \left[\frac{1\{S_i(\pi) = \sum_{k \in N_i} D_k, \pi(X_i) = D_i\}}{e(\pi(X_i), S_i(\pi), Z_{k \in N_i}, Z_i, |N_i|)} \middle| A, Z \right] = 1$. Finally, by Assumption 2.2 and Assumption 2.4

$$\mathbb{E} \left[r(\pi(X_i), S_i(\pi), |N_i|, Z_i, \varepsilon_i) \middle| A, Z \right] = m(\pi(X_i), S_i(\pi), |N_i|, Z_i),$$

where $m(\cdot)$ not being individual specific follows by Assumption 2.4. \square

Lemma C.9. *Let $S_i(\pi) = \sum_{k \in N_i} \pi(X_k)$. Let Assumption 2.1, 2.2, 2.4 hold. Then*

$$\begin{aligned} & \mathbb{E} \left[\frac{1\{S_i(\pi) = \sum_{k \in N_i} D_k, d = D_i\}}{e^c(\pi(X_i), S_i(\pi), Z_{k \in N_i}, Z_i, |N_i|)} \left(Y_i - m^c(\pi(X_i), S_i(\pi), Z_i, |N_i|) \right) + m^c(\pi(X_i), S_i(\pi), Z_i, |N_i|) \middle| A, Z \right] \\ &= m(\pi(X_i), S_i(\pi), Z_i, |N_i|), \end{aligned}$$

if either $e^c = e$ or (and) $m^c = m$.

Proof. Whenever $e^c = e$, similarly to what discussed in Lemma C.8, we obtain that

$$\mathbb{E} \left[\frac{1\{S_i(\pi) = \sum_{k \in N_i} D_k, d = D_i\}}{e^c(\pi(X_i), S_i(\pi), Z_{k \in N_i}, Z_i, |N_i|)} Y_i \middle| A, Z \right] = m(\pi(X_i), S_i(\pi), Z_i, |N_i|).$$

The remaining component depending on m^c cancels out similarly as above. Let now

$m^c = m$. Then

$$\begin{aligned}
& \mathbb{E} \left[\frac{1\{S_i(\pi) = \sum_{k \in N_i} D_k, d = D_i\}}{e^c(\pi(X_i), S_i(\pi), Z_{k \in N_i}, Z_i, |N_i|)} \left(Y_i - m(\pi(X_i), S_i(\pi), Z_i, |N_i|) \right) \middle| A, Z \right] \\
&= \mathbb{E} \left[\frac{1\{S_i(\pi) = \sum_{k \in N_i} D_k, d = D_i\}}{e^c(\pi(X_i), S_i(\pi), Z_{k \in N_i}, Z_i, |N_i|)} \left(r(\pi(X_i), S_i(\pi), Z_i, |N_i|, \varepsilon_i) - m(\pi(X_i), S_i(\pi), Z_i, |N_i|) \right) \middle| A, Z \right] \\
&= \mathbb{E} \left[\frac{1\{S_i(\pi) = \sum_{k \in N_i} D_k, d = D_i\}}{e^c(\pi(X_i), S_i(\pi), Z_{k \in N_i}, Z_i, |N_i|)} \middle| A, Z \right] \times \\
&\times \mathbb{E} \left[\left(r(\pi(X_i), S_i(\pi), Z_i, |N_i|, \varepsilon_i) - m(\pi(X_i), S_i(\pi), Z_i, |N_i|) \right) \middle| A, Z \right] = 0.
\end{aligned}$$

□

C.2.1 Proofs of lemmas in the main text

In this section we prove the lemmas in the main text.

Proof of Lemma 2.1. Under Assumption 2.3, the welfare on the target sample reads as follows

$$W(\pi) = \frac{1}{|Z|} \sum_{j \in \mathcal{I}} \mathbb{E} \left[r \left(\pi(X_j), \sum_{k \in N_j} \pi(X_k), Z_j, |N_j|, \varepsilon_j \right) \right].$$

Under the distributional condition in the statement of the lemma we have

$$W(\pi) = \mathbb{E} \left[r \left(\pi(X_j), \sum_{k \in N_j} \pi(X_k), Z_j, |N_j|, \varepsilon_j \right) \right]$$

is constant in j . In addition, by Assumption 2.1 and 2.2, welfare on the sampled units takes the expression

$$\frac{1}{n} \sum_{i=1}^n \mathbb{E} \left[r \left(\pi(X_i), \sum_{k \in N_i} \pi(X_k), Z_i, |N_i|, \varepsilon_i \right) \right].$$

The proof completes again by the distributional assumption in the statement of the lemma. □

Proof of Lemma 2.2. By the law of iterated expectations, we write

$$\mathbb{E} \left[r \left(\pi(X_i), \sum_{k \in N_i} \pi(X_k), Z_i, |N_i|, \varepsilon_i \right) \right] = \mathbb{E} \left[\mathbb{E} \left[r \left(\pi(X_i), \sum_{k \in N_i} \pi(X_k), Z_i, |N_i|, \varepsilon_i \right) \middle| Z_i, N_i, X_{k \in N_i} \right] \right]$$

Under Assumption 2.2, 2.4 we obtain

$$\mathbb{E}\left[\mathbb{E}\left[r(\pi(X_i), \sum_{k \in N_i} \pi(X_k), Z_i, |N_i|, \varepsilon_i) \middle| Z_i, N_i, X_{k \in N_i}\right)\right] = \mathbb{E}\left[m(\pi(X_i), \sum_{k \in N_i} \pi(X_k), Z_i, |N_i|)\right].$$

The rest of the proof follows from Lemma C.8 and the law of iterated expectations. \square

Appendix D Regret Bounds

Theorem D.1. *Suppose the conditions in Theorem 3.1 holds. Then,*

$$\begin{aligned} & \mathbb{E}\left[\sup_{\pi \in \Pi} |W(\pi) - W_n(\hat{\pi}_{m^c, e^c}^{aipw})|\right] \\ & \leq |\mathcal{L}|^2 (\Gamma_1 + \Gamma_2) \frac{\bar{C}}{\delta} \left(L + \frac{L}{\delta_0 \sqrt{3}} + \frac{1}{\delta_0 \sqrt{3}} \right) \mathbb{E}[\mathcal{N}_{n, M}^M \mathcal{N}_n^{|\mathcal{L}|} \mathcal{N}_n^{3/2} \sqrt{\log(\mathcal{N}_{n, 1})}]^2 \sqrt{\frac{\text{VC}(\Pi)}{n}} + \mathcal{K}_{\Pi}(n), \end{aligned}$$

for a finite constant $\bar{C} < \infty$.

Proof of Theorem D.1. Let $S_i(\pi) = \sum_{k \in N_i} \pi(X_k)$. We denote $L = (L_j)_{j=1}^E$ under Assumption 3.2.

Preliminaries Notice first that by Definition 2.1,

$$\mathbb{E}\left[\sup_{\pi \in \Pi} |W(\pi) - W_n(\pi)|\right] \leq \mathcal{K}_{\Pi}(n) + \mathbb{E}\left[\sup_{\pi \in \Pi} |W^*(\pi) - W_n(\pi)|\right]$$

where

$$W^*(\pi) = \frac{1}{n} \sum_{i=1}^n \mathbb{E}\left[r(\pi(X_i), S_i(\pi), Z_i, |N_i|, \varepsilon_i)\right] = \frac{1}{n} \sum_{i=1}^n \mathbb{E}\left[m(\pi(X_i), S_i(\pi), Z_i, |N_i|)\right],$$

and where the second equality follows from Assumption 2.1, 2.2 and 2.4 similarly to what discussed in the proof of Lemma C.9. By Lemma C.9, we have that $W^*(\pi) = \mathbb{E}[W_n(\pi, m^c, e^c)]$ under correct specification of either m^c or e^c . Therefore for $i \in \{1, \dots, n\}$

$$\begin{aligned} W^*(\pi) &= \frac{1}{n} \sum_{i=1}^n \mathbb{E}\left[\frac{1\{\pi(X_i) = D_i, \sum_{k \in N_i} \pi(X_k) = \sum_{k \in N_i} D_k\}}{e^c(\pi(X_i), S_i(\pi), O_i)} \left(Y_i - m^c(\pi(X_i), S_i(\pi), Z_i, |N_i|)\right)\right] + \\ & \quad + \mathbb{E}\left[m^c(\pi(X_i), S_i(\pi), Z_i, |N_i|)\right], \end{aligned}$$

where $O_i = (Z_{k \in N_i}, Z_i, |N_i|)$.

Decomposition Using the triangular inequality, we decompose the supremum of the empirical process into three terms as follows.

$$\begin{aligned} \mathbb{E} \left[\sup_{\pi \in \Pi} |W^*(\pi) - W_n(\pi, m^c, e^c)| \right] &\leq \underbrace{\mathbb{E} \left[\sup_{\pi \in \Pi} \left| T_1(\pi, m^c, e^c) - \mathbb{E}[T_1(\pi, m^c, e^c)] \right| \right]}_{(A)} \\ &\quad + \underbrace{\mathbb{E} \left[\sup_{\pi \in \Pi} \left| T_2(\pi, m^c, e^c) - \mathbb{E}[T_2(\pi, m^c, e^c)] \right| \right]}_{(B)} \\ &\quad + \underbrace{\mathbb{E} \left[\sup_{\pi \in \Pi} \left| T_3(\pi, m^c) - \mathbb{E}[T_3(\pi, m^c)] \right| \right]}_{(C)}, \end{aligned}$$

where

$$\begin{aligned} T_1(\pi, m^c, e^c) &= \frac{1}{n} \sum_{i=1}^n \frac{1\{\pi(X_i) = D_i, \sum_{k \in N_i} \pi(X_k) = \sum_{k \in N_i} D_k\}}{e^c(\pi(X_i), S_i(\pi), O_i)} Y_i \\ T_2(\pi, m^c, e^c) &= \frac{1}{n} \sum_{i=1}^n \frac{1\{\pi(X_i) = D_i, \sum_{k \in N_i} \pi(X_k) = \sum_{k \in N_i} D_k\}}{e^c(\pi(X_i), S_i(\pi), O_i)} m^c\left(\pi(X_i), \sum_{k \in N_i} \pi(X_k), Z_i, |N_i|\right) \\ T_3(\pi, m^c) &= \frac{1}{n} \sum_{i=1}^n m^c(\pi(X_i), S_i(\pi), Z_i, |N_i|). \end{aligned} \tag{D.1}$$

The rest of the proof consists in providing upper bounds for (A), (B), and (C). We discuss (A) first.

Preparation for (A) We create an independent copy of $(T_1(\cdot), A, L)$, defined as $(T'_1(\cdot), A', L')$ with the same distribution of $(T_1(\cdot), A, L)$. Using Jensen's inequality, we can write

$$\begin{aligned} \mathbb{E} \left[\sup_{\pi \in \Pi} \left| T_1(\pi, m^c, e^c) - \mathbb{E}[T_1(\pi, m^c, e^c)] \right| \right] &= \mathbb{E} \left[\sup_{\pi \in \Pi} \left| T_1(\pi, m^c, e^c) - \mathbb{E}[T'_1(\pi, m^c, e^c)] \right| \right] \\ &\leq \mathbb{E} \left[\sup_{\pi \in \Pi} \left| T_1(\pi, m^c, e^c) - T'_1(\pi, m^c, e^c) \right| \right]. \end{aligned}$$

We now use the law of iterated expectations to write

$$\mathbb{E} \left[\sup_{\pi \in \Pi} \left| T_1(\pi, m^c, e^c) - \mathbb{E}[T_1(\pi, m^c, e^c)] \right| \right] \leq \mathbb{E} \left[\mathbb{E} \left[\sup_{\pi \in \Pi} \left| T_1(\pi, m^c, e^c) - T'_1(\pi, m^c, e^c) \right| \middle| A, L, A', L' \right] \right].$$

Denote each summand corresponding to T_1 as U_i and each summand corresponding to T'_1 as U'_i . That is,

$$U_i = \frac{1\{\pi(X_i) = D_i, \sum_{k \in N_i} \pi(X_k) = \sum_{k \in N_i} D_k\}}{e^c(\pi(X_i), S_i(\pi), O_i)} Y_i.$$

Observe that $\left[(U_i)_{i=1}^n, A, L\right]$ and $\left[(U'_i)_{i'=1}^n, A', L'\right]$ are independent by construction. Since we condition on $(A, L), (A', L')$, we can write

$$U_i(L_i, |N_i|, L_{k \in N_i}, \pi)$$

as an explicit function of $L_i, |N_i|, L_{k \in N_i}$ (and π) conditional on (A, L) and similarly $U'_i(L'_i, |N'_i|, L'_{k \in N'_i}, \pi)$. Conditional on $(A, L), (A', L')$, the marginal distribution of U_i, U'_i depends on (A, L, A', L') only through the individual, neighbors' covariates and number of neighbors under Assumption 2.2 and Assumption 2.4.⁴⁹ Also, observe $U_i(L_i, |N_i|, L_{k \in N_i}, \pi)$ is exchangeable in $L_{k \in N_i}$.⁵⁰ Define \mathcal{N}'_n the maximum degree under A' and write $R_n = \max\{\mathcal{N}_n, \mathcal{N}'_n\}$. Define $\tilde{\mathcal{L}}_m \subset \mathcal{L}^m$ the space of vectors of dimension m with each component taking value in \mathcal{L} after removing exchangeable duplicates, where two vectors are duplicates if they are equal up-to exchanging the entries of the vectors. We can then write

$$\begin{aligned} & \mathbb{E} \left[\sup_{\pi \in \Pi} \left| T_1(\pi, m^c, e^c) - T'_1(\pi, m^c, e^c) \right| \middle| A, Z, A', Z' \right] \\ &= \mathbb{E} \left[\sup_{\pi \in \Pi} \left| \frac{1}{n} \sum_{i=1}^n U_i(L_i, |N_i|, L_{k \in N_i}, \pi) - \frac{1}{n} \sum_{i=1}^n U'_i(L'_i, |N'_i|, L'_{k \in N'_i}, \pi) \right| \middle| A, L, A', L' \right] \\ &\leq \sum_{m, m' \leq R_n} \sum_{l \in \mathcal{L} \times \tilde{\mathcal{L}}_m, l' \in \mathcal{L} \times \tilde{\mathcal{L}}_{m'}} \\ & \mathbb{E} \left[\sup_{\pi \in \Pi} \left| \frac{1}{n} \sum_{i=1}^n \left[U_i(L_i, |N_i|, L_{k \in N_i}, \pi) - U'_i(L'_i, |N'_i|, L'_{k \in N'_i}, \pi) \right] I_i(l, l', m, m') \right| \middle| A, L, A', L' \right] \end{aligned} \tag{D.2}$$

where $I_i(l, l', m, m') = 1\{(L_i, L_{k \in N_i}) = l, (L'_i, L'_{k \in N'_i}) = l', m = |N_i|, m' = |N'_i|\}$. Finally, define \mathcal{C}_n^M the proper cover of the adjacency matrix W_n where two elements

⁴⁹To observe why, note that conditional on (L, A) , U_i is just a function of $(L_i, L_{k \in N_i}, |N_i|, \varepsilon_i, \varepsilon_{D_i}, \varepsilon_{D_{k \in N_i}})$, where the distribution of $(\varepsilon_i, \varepsilon_{D_i}, \varepsilon_{D_{k \in N_i}})$ given (A, L) only depends on $(L_i, L_{k \in N_i}, |N_i|)$ since ε_{D_i} are *i.i.d.* and exogenous.

⁵⁰This can be observed from Definition 2.3 and Assumption 2.2 for the treatment assignments.

are connected if they are neighbors of M degree either (or both) under A or A' . We can then write

$$\begin{aligned} & \mathbb{E} \left[\sup_{\pi \in \Pi} \left| \frac{1}{n} \sum_{i=1}^n \left[U_i(L_i, |N_i|, L_{k \in N_i}, \pi) - U'_i(L'_i, |N_i|', L'_{k \in N_i}, \pi) \right] I_i(l, l', m, m') \right| \middle| A, L, A', L' \right] \\ & \leq \sum_{\mathcal{C}_n^M(j) \in \mathcal{C}_n^M} \\ & \underbrace{\mathbb{E} \left[\sup_{\pi \in \Pi} \left| \frac{1}{n} \sum_{i \in \mathcal{C}_n^M(j)} \left[U_i(L_i, |N_i|, L_{k \in N_i}, \pi) - U'_i(L'_i, |N_i|', L'_{k \in N_i}, \pi) \right] I_i(l, l', m, m') \right| \middle| A, L, A', L' \right]}_{(i)}. \end{aligned}$$

The goal is to bound (i).

Analysis of (i) Observe first that each summand $U_i(L_i, |N_i|, L_{k \in N_i}, \pi)$ is a function of $\left(L_i, |N_i|, L_{k \in N_i}, \varepsilon_i, Q_i, \varepsilon_{D_i}, Q_{k \in N_i}, \varepsilon_{D_{k \in N_i}}, \pi \right)$ only. In addition, by construction of \mathcal{C}_n^M , each summand is mutually independent with the others conditional on (A, L, A', L') by Assumption 2.5 and the first condition in Assumption 2.2 and Assumption 3.2. Finally, each non-zero summand is evaluated at the same values of individual, neighbors' covariates L_i and number of neighbors for both U_i, U'_i .

Symmetrization Under the above observation, we note that each summand whose indicator I_i is non-zero in (i) is *i.i.d.* conditional on A, L, A', L' under 2.5, 3.2 the fact that ε_{D_i} are *i.i.d.* and exogenous (Assumption 2.2), since each summand is evaluated at the same values of $(L_i, L_{k \in N_i}, |N_i|)$. The remaining summands are instead equal to zero almost surely conditional on (A, L, A', L') . Hence, using a standard symmetrization

argument, we bound (i) as follows

$$\begin{aligned}
(i) &= \mathbb{E} \left[\sup_{\pi \in \Pi} \left| \frac{1}{n} \sum_{i \in \mathcal{C}_n^M(j)} \sigma_i \left[U_i(L_i, |N_i|, L_{k \in N_i}, \pi) - U'_i(L'_i, |N'_i|, L'_{k \in N_i}, \pi) \right] I_i(l, l', m, m') \right| \middle| A, L, A', L' \right] \\
&\leq \underbrace{\mathbb{E} \left[\sup_{\pi \in \Pi} \left| \frac{1}{n} \sum_{i \in \mathcal{C}_n^M(j)} \sigma_i U_i(L_i, |N_i|, L_{k \in N_i}, \pi) I_i(l, l', m, m') \right| \middle| A, L, A', L' \right]}_{(j)} \\
&\quad + \underbrace{\mathbb{E} \left[\sup_{\pi \in \Pi} \left| \frac{1}{n} \sum_{i \in \mathcal{C}_n^M(j)} \sigma_i U'_i(L'_i, |N'_i|, L'_{k \in N_i}, \pi) I_i(l, l', m, m') \right| \middle| A, L, A', L' \right]}_{(jj)}
\end{aligned} \tag{D.3}$$

where σ_i are *i.i.d.* Rademacher random variables. Note here that a key step is to have *i.i.d.* of all non-zero components. For those components that are zero, the value of σ_i is not relevant conditional on (A, L, A', L') , and hence we can just use σ_i to be all *i.i.d.*. We then bound (j) (and symmetrically (jj)) with Lemma C.7. To invoke Lemma C.7 we observe that under Assumption 3.1, by Lemma C.4

$$\phi_i(d, s) := \frac{1\{d = D_i, s = \sum_{k \in N_i} D_k\}}{e^c(d, N, O_i)}$$

is $\frac{2}{\delta}$ -Lipschitz in s conditional on the data. In addition, the function is bounded by Assumption 3.1, therefore

$$\mathbb{E} \left[Y_i^3 \frac{1\{\pi(X_i) = D_i, 0 = \sum_{k \in N_i} D_k\}}{e^c(\pi(X_i), 0, O_i)^3} \middle| A, L \right] < \frac{\Gamma_1^2}{\delta_0^3} < \infty,$$

since $\sigma(L) \subseteq \sigma(Z)$. Since Y_i is independent of (A', L') the moment bound also holds conditionally on (A', L') . Hence we can invoke Lemma C.7 for each term (j) and (jj) symmetrically.

Collecting the outer sum for (A) Using a symmetric argument for each of the two terms in Equation (D.3), we can write by Lemma C.7 and collecting the outer sums in Equation (D.2)

$$(A) \leq 2|\mathcal{L}|^2 \bar{C} \mathbb{E} \left[|\tilde{\mathcal{L}}_{\mathcal{N}_n}|^2 R_n^2 |\mathcal{C}_n^M| \frac{\Gamma_1 L}{\delta \delta_0^{3/2}} \sqrt{\frac{\mathcal{N}_n \log(\mathcal{N}_n)}{n}} \right],$$

for a universal constant \bar{C} .

Bounding the constants to obtain a polynomial bound in the degree We can bound $R_n \leq \mathcal{N}_n + \mathcal{N}'_n$, and $|\mathcal{C}_n^M| \leq \mathcal{N}_E^M \times \mathcal{N}_E^{M'}$ (see Lemma C.1). Note that $\mathcal{N}_E^M, \mathcal{N}_E^{M'}$ are independent. To characterize $|\tilde{\mathcal{L}}_{\mathcal{N}_n}|$, we can assume, since $|\mathcal{L}|$ is fixed with n that $\mathcal{N}_n > |\mathcal{L}|$. Observe that we can find at most $\mathcal{N}_n^{|\mathcal{L}|}$ many exchangeable combinations. To observe why, note that the number of exchangeable combinations is less or equal than the the number of distinct values that the vector $[V_1, \dots, V_{|\mathcal{L}|}]$ can take with $V_1 \in \{1, \dots, \mathcal{N}_n\}$.⁵¹ The number of entries is of order $\mathcal{N}_n^{|\mathcal{L}|}$.

Conclusion Finally, observe that the same reasoning directly applies also to (B), (C), completing the proof. □

D.1 Theorem 3.1 and Theorem 3.5

We state these two theorems as corollaries of Theorem D.1.

Corollary. *Theorem 3.1 holds.*

Proof. Following Kitagawa and Tetenov (2018),

$$\begin{aligned} \mathbb{E} \left[\sup_{\pi \in \Pi} W(\pi) - W(\hat{\pi}_{m^c, e^c}) \right] &= \mathbb{E} \left[\sup_{\pi \in \Pi} W(\pi) - W_n(\hat{\pi}_{m^c, e^c}, m^c, e^c) + W_n(\hat{\pi}_{m^c, e^c}, m^c, e^c) - W(\hat{\pi}_{m^c, e^c}) \right] \\ &\leq \mathbb{E} \left[\sup_{\pi \in \Pi} W(\pi) - W_n(\pi, m^c, e^c) + W_n(\hat{\pi}_{m^c, e^c}, m^c, e^c) - W(\hat{\pi}_{m^c, e^c}) \right] \\ &\leq \mathbb{E} \left[2 \sup_{\pi \in \Pi} |W(\pi) - W_n(\pi, m^c, e^c)| \right] \end{aligned}$$

where the last inequality follows by the triangular inequality. The bound on the right hand side is given by Theorem D.1. □

Corollary. *Theorem 3.5 hold.*

Proof. Let $O_i = \left(Z_{k \in N_i}, Z_i, |N_i| \right)$ and $I_i(\pi) = 1\{D_i = \pi(X_i), \sum_{k \in N_i} D_k = S_i(\pi)\}$. We

⁵¹Namely, we can represent the vector L_i as a vector of binary dummies. Due to exchangeability we are interested in the number of combinations that the sum of \mathcal{N}_n of such vectors can take.

have

$$\begin{aligned} \mathbb{E} \left[\sup_{\pi \in \Pi} W(\pi) - W(\hat{\pi}_{\hat{m}, \hat{e}}^{aipw}) \right] &\leq 2 \underbrace{\mathbb{E} \left[\sup_{\pi \in \Pi} |W_n^{aipw}(\pi, m^c, e^c) - W(\pi)| \right]}_{(I)} \\ &\quad + 2 \underbrace{\mathbb{E} \left[\sup_{\pi \in \Pi} |W_n^{aipw}(\pi, \hat{m}, \hat{e}) - W_n(\pi, m^c, e^c)| \right]}_{(II)}. \end{aligned}$$

Term (I) is bounded by Theorem D.1.

Bounding (II) We now study (II). We separate two components of (II).

$$\begin{aligned} (II) &= \mathbb{E} \left[\sup_{\pi \in \Pi} \left| \frac{1}{n} \sum_{i=1}^n \frac{I_i(\pi)}{\hat{e}(\pi(X_i), S_i(\pi), O_i)} \left(Y_i - \hat{m}(\pi(X_i), S_i(\pi), Z_i, |N_i|) \right) \right. \right. \\ &\quad \left. \left. + \frac{1}{n} \sum_{i=1}^n \left(\hat{m}(\pi(X_i), S_i(\pi), Z_i, |N_i|) - m^c(\pi(X_i), S_i(\pi), Z_i, |N_i|) \right) \right. \right. \\ &\quad \left. \left. - \frac{1}{n} \sum_{i=1}^n \frac{I_i(\pi)}{e^c(\pi(X_i), S_i(\pi), O_i)} \left(Y_i - m^c(\pi(X_i), S_i(\pi), Z_i, |N_i|) \right) \right] \right]. \end{aligned} \quad (D.4)$$

We can now use the triangular inequality.

$$\begin{aligned} (D.4) &\leq \mathbb{E} \left[\sup_{\pi \in \Pi} \left| \frac{1}{n} \sum_{i=1}^n \frac{I_i(\pi)}{e^c(\pi(X_i), S_i(\pi), O_i) \hat{e}(\pi(X_i), S_i(\pi), O_i)} (Y_i - m^c(\pi(X_i), S_i(\pi), Z_i, |N_i|)) \times \right. \right. \\ &\quad \left. \left. \times \left(e^c(\pi(X_i), S_i(\pi), O_i) - \hat{e}(\pi(X_i), S_i(\pi), O_i) \right) \right] \right] \\ &\quad + \mathbb{E} \left[\sup_{\pi \in \Pi} \left| \frac{1}{n} \sum_{i=1}^n \left(\hat{m}(\pi(X_i), S_i(\pi), Z_i, |N_i|) - m^c(\pi(X_i), S_i(\pi), Z_i, |N_i|) \right) \right] \right] \\ &\quad + \mathbb{E} \left[\sup_{\pi \in \Pi} \left| \frac{1}{n} \sum_{i=1}^n \frac{I_i(\pi)}{\hat{e}(\pi(X_i), S_i(\pi), O_i)} \left(\hat{m}(\pi(X_i), S_i(\pi), Z_i, |N_i|) - m^c(\pi(X_i), S_i(\pi), Z_i, |N_i|) \right) \right] \right]. \end{aligned}$$

By Assumption 3.1, and Holder's inequality we have that

$$\begin{aligned} &\mathbb{E} \left[\sup_{\pi \in \Pi} \left| \frac{1}{n} \sum_{i=1}^n \frac{I_i(\pi)}{e^c(\pi(X_i), S_i(\pi), O_i) \hat{e}(\pi(X_i), S_i(\pi), O_i)} (Y_i - m^c(\pi(X_i), S_i(\pi), Z_i, |N_i|)) \right. \right. \\ &\quad \left. \left. \times \left(e^c(\pi(X_i), S_i(\pi), O_i) - \hat{e}(\pi(X_i), S_i(\pi), O_i) \right) \right] \right] \\ &\leq \frac{1}{\delta^2} \mathbb{E} \left[\sup_{\pi \in \Pi} \left| \frac{1}{n} \sum_{i=1}^n \left| (Y_i - m^c(\pi(X_i), S_i(\pi), Z_i, |N_i|)) \times \left(e^c(\pi(X_i), S_i(\pi), O_i) - \hat{e}(\pi(X_i), S_i(\pi), O_i) \right) \right| \right] \right]. \end{aligned} \quad (D.5)$$

Similarly,

$$\begin{aligned} & \mathbb{E} \left[\sup_{\pi \in \Pi} \left| \frac{1}{n} \sum_{i=1}^n \frac{I_i(\pi)}{\hat{e}(\pi(X_i), S_i(\pi), O_i)} \left(\hat{m}(\pi(X_i), S_i(\pi), Z_i, |N_i|) - m^c(\pi(X_i), S_i(\pi), Z_i, |N_i|) \right) \right| \right] \\ & \leq \frac{1}{\delta} \mathbb{E} \left[\sup_{\pi \in \Pi} \frac{1}{n} \sum_{i=1}^n \left| \left(\hat{m}(\pi(X_i), S_i(\pi), Z_i, |N_i|) - m^c(\pi(X_i), S_i(\pi), Z_i, |N_i|) \right) \right| \right]. \end{aligned}$$

Now notice that for the conditional mean we have that the following expression

$$\sup_{\pi \in \Pi} \left| \hat{m}(\pi(X_i), \sum_{k \in N_i} \pi(X_k), Z_i, |N_i|) - m^c(\pi(X_i), \sum_{k \in N_i} \pi(X_k), Z_i, |N_i|) \right|.$$

is bounded by Holder's inequality by

$$\begin{aligned} & \left| \sum_{h=1}^{|N_i|} (m^c(\pi(X_i), h, Z_i, |N_i|) - \hat{m}(\pi(X_i), h, Z_i, |N_i|)) 1_{\{\sum_{k \in N_i} \pi(X_k) = h\}} \right| \\ & \leq \max_{s \leq |N_i|} |m^c(\pi(X_i), s, Z_i, |N_i|) - \hat{m}(\pi(X_i), s, Z_i, |N_i|)|, \end{aligned}$$

since $\sum_{h=1}^{|N_i|} 1_{\{\sum_{k \in N_i} \pi(X_k) = h\}} = 1$. A similar bound applies to Equation (D.5). By Assumption 3.4 the proof completes. \square

D.2 Proof of Theorem 3.3

The proof follows a similar strategy of Theorem D.1.

Studying the expectation Define $I_i(\pi) = 1_{\{D_i = \pi(X_i), \sum_{k \in N_i} D_k = \sum_{k \in N_i} \pi(X_k)\}}$.

First, by Lemma 2.1 $\mathcal{K}_{\Pi}(n) = 0$, and by the distributional assumption in Lemma 2.1 we have

$$W(\pi) = \frac{1}{|\mathcal{I}|} \sum_{j \in \mathcal{I}} \mathbb{E} \left[r \left(\pi(X_j), \sum_{k \in N_j} \pi(X_k), Z_j, |N_j|, \varepsilon_j \right) \right] = \mathbb{E} \left[m(\pi(X_i), \sum_{k \in N_i} \pi(X_k), Z_i, |N_i|) \right]$$

for all $i \in \{1, \dots, E\}$. Following the same proof as in Lemma C.8 and by the definition of conditional expectation

$$\begin{aligned} & \mathbb{E} \left[m \left(\pi(X_i), \sum_{k \in N_i} \pi(X_k), Z_i, |N_i| \right) \middle| |N_i| \leq \kappa_n \right] P(|N_i| \leq \kappa_n) \\ & = \mathbb{E} \left[Y_i \frac{1_{\{D_i = \pi(X_i), \sum_{k \in N_i} D_k = \sum_{k \in N_i} \pi(X_k)\}}}{e(\pi(X_i), S_i(\pi), Z_i, |N_i|)} 1_{\{|N_i| \leq \kappa_n\}} \right]. \end{aligned} \tag{D.6}$$

Bounding the regret with two main terms We can then write

$$\begin{aligned}
& \sup_{\pi \in \Pi} W(\pi) - W(\hat{\pi}^{tr}) \leq 2 \sup_{\pi \in \Pi} \left| W(\pi) - W_n^{tr}(\pi) \right| \\
& = 2 \sup_{\pi \in \Pi} \left| W(\pi) - \frac{1}{n} \sum_{i=1}^n Y_i \frac{I_i(\pi)}{e(\pi(X_i), S_i(\pi), Z_i, |N_i|)} \mathbf{1}\{|N_i| \leq \kappa_n\} \right| \\
& \leq 2 \sup_{\pi \in \Pi} \underbrace{\left| \mathbb{E} \left[m(\pi(X_i), \sum_{k \in N_i} \pi(X_k), Z_i, |N_i|) \middle| |N_i| \leq \kappa_n \right] P(|N_i| \leq \kappa_n) - \frac{1}{n} \sum_{i=1}^n Y_i \frac{I_i(\pi) \mathbf{1}\{|N_i| \leq \kappa_n\}}{e(\pi(X_i), S_i(\pi), Z_i, |N_i|)} \right|}_{(A)} \\
& + 2BP(|N_i| \geq \kappa_n),
\end{aligned}$$

where we used the fact that the outcome is uniformly bounded by B .

Bounding (A) and symmetrization The rest of the proof follows similarly to the proof of Theorem D.1. Namely, we bound the above term using the symmetrization argument as in Equation (D.2) and below. Therefore, we can show using the same argument in Theorem D.1 that

$$\begin{aligned}
\mathbb{E}[(A)] & \leq 2\bar{C} \mathbb{E} \left[\sum_{m, m' \leq R_n} \sum_{l \in \mathcal{L} \times \tilde{\mathcal{L}}_m} \sum_{l' \in \mathcal{L} \times \tilde{\mathcal{L}}_{m'}} \sum_{\mathcal{C}_n^M(j) \in \mathcal{C}_n^M} \right. \\
& \quad \left. \mathbb{E} \left[\sup_{\pi \in \Pi} \underbrace{\left| \frac{1}{n} \sum_{i \in \mathcal{C}_n^M(j)} \sigma_i U_i(L_i, |N_i|, L_{k \in N_i}, \pi) I_i(l, l', m, m') \right|}_{(A)} \middle| A, L, A', L' \right] \right]
\end{aligned}$$

with the above quantities $\left(I_i(l, l', m, m'), R_n, \mathcal{C}_n^M, A', L', (\sigma_i)_{i=1}^n, \tilde{\mathcal{L}}_m \right)$ defined above and below Equation (D.2) and $U_i(L_i, |N_i|, L_{k \in N_i}, \pi)$ denoting random variables equal to the summands $Y_i \frac{I_i(\pi) \mathbf{1}\{|N_i| \leq \kappa_n\}}{e(\pi(X_i), S_i(\pi), Z_i, |N_i|)}$. Such random variables are measurable with respect to $(\varepsilon_i, Q_i, Q_{k \in N_i}, \varepsilon_{D_i}, \varepsilon_{D_{k \in N_i}}, L_i, L_{k \in N_i}, |N_i|)$.

Rademacher complexity bound and conclusion We then bound the Rademacher complexity obtained from the argument as in Theorem D.1 with Lemma C.3. In particular we observe that since Y_i is bounded we have that

$$Y_i \frac{I_i(\pi) \mathbf{1}\{|N_i| \leq \kappa_n\}}{e(\pi(X_i), S_i(\pi), Z_i, |N_i|)}$$

is a Lipschitz function of $S_i(\pi)$ with constant $2B/\delta$, since $S_i(\pi)$ takes discretely many values. The bound on (A) follows by Lemma C.3. The outer sums are bounded as

discussed at the end of the proof of Theorem D.1.

D.3 Proof of Theorem 3.2

Notation Throughout the proof we define

$$\begin{aligned}
I_i(\pi) &= 1\left\{\pi(X_i) = D_i, \sum_{k \in N_i} \pi(X_k) = \sum_{k \in N_i} D_k\right\}, \quad \tilde{I}_i(d, s) = 1\left\{d = D_i, s = \sum_{k \in N_i} D_k\right\}, \\
e_i(\pi) &= e\left(\pi(X_i), \sum_{k \in N_i} \pi(X_k), Z_{k \in N_i}, Z_i, |N_i|\right), \quad \tilde{e}_i(d, s) = e\left(d, s, Z_{k \in N_i}, Z_i, |N_i|\right) \\
m_i(\pi) &= m\left(\pi(X_i), \sum_{k \in N_i} \pi(X_k), Z_i, |N_i|\right), \quad \tilde{m}_i(d, s) = m\left(d, s, Z_i, |N_i|\right).
\end{aligned} \tag{D.7}$$

We also denote $\tilde{\varepsilon}_i = Y_i - m(\pi(X_i), \sum_{k \in N_i} \pi(X_k), Z_i, |N_i|)$. Whenever we use \hat{e}, \hat{m} we refer to the estimated nuisances. Recall that Z denotes the matrix of covariates for all individuals $i \in \{1, \dots, E\}$ in the network of participants.

Preliminaries By Lemma F.3, we have

$$\begin{aligned}
\mathbb{E}\left[\sup_{\pi \in \Pi} W(\pi) - W(\hat{\pi}_{\hat{m}, \hat{e}}^{aipw})\right] &\leq 2 \underbrace{\mathbb{E}\left[\sup_{\pi \in \Pi} |W_n^{aipw}(\pi, m^c, e^c) - W(\pi)|\right]}_{(I)} \\
&\quad + 2 \underbrace{\mathbb{E}\left[\sup_{\pi \in \Pi} |W_n^{aipw}(\pi, \hat{m}, \hat{e}) - W_n(\pi, m^c, e^c)|\right]}_{(II)}.
\end{aligned}$$

Term (I) is bounded by Theorem D.1. We now study (II).

$$\begin{aligned}
&\mathbb{E}\left[\sup_{\pi \in \Pi} |W_n^{aipw}(\pi, \hat{m}, \hat{e}) - W_n(\pi, m^c, e^c)|\right] \\
&= \mathbb{E}\left[\sup_{\pi \in \Pi} \left|\frac{1}{n} \sum_{i=1}^n \frac{I_i(\pi)}{\hat{e}_i(\pi)} (m_i(\pi) - \hat{m}_i(\pi)) + \varepsilon_i \frac{I_i(\pi)}{\hat{e}_i(\pi)} + \hat{m}_i(\pi) - m_i(\pi)\right|\right] \\
&= \mathbb{E}\left[\sup_{\pi \in \Pi} \left|\frac{1}{n} \sum_{i=1}^n \left(\frac{I_i(\pi)}{\hat{e}_i(\pi)} - \frac{I_i(\pi)}{e_i(\pi)}\right) (m_i(\pi) - \hat{m}_i(\pi)) + \tilde{\varepsilon}_i \frac{I_i(\pi)}{\hat{e}_i(\pi)} + \left(\frac{I_i(\pi)}{e_i(\pi)} - 1\right) \hat{m}_i(\pi) - m_i(\pi)\right|\right].
\end{aligned} \tag{D.8}$$

The last equality follows after adding and subtracting the component $\frac{I_i(\pi)}{e_i(\pi)}(m_i(\pi) -$

$\hat{m}_i(\pi)$). Observe now that we can bound the above component as follows.

$$\begin{aligned}
& \mathbb{E} \left[\sup_{\pi \in \Pi} \left| \frac{1}{n} \sum_{i=1}^n \left(\frac{I_i(\pi)}{\hat{e}_i(\pi)} - \frac{I_i(\pi)}{e_i(\pi)} \right) (m_i(\pi) - \hat{m}_i(\pi)) + \tilde{\varepsilon}_i \frac{I_i(\pi)}{\hat{e}_i(\pi)} + \left(\frac{I_i(\pi)}{e_i(\pi)} - 1 \right) \hat{m}_i(\pi) - m_i(\pi) \right| \right] \\
& \leq \underbrace{\mathbb{E} \left[\sup_{\pi \in \Pi} \left| \frac{1}{n} \sum_{i=1}^n \left(\frac{I_i(\pi)}{\hat{e}_i(\pi)} - \frac{I_i(\pi)}{e_i(\pi)} \right) (m_i(\pi) - \hat{m}_i(\pi)) \right| \right]}_{(i)} + \underbrace{\mathbb{E} \left[\sup_{\pi \in \Pi} \left| \frac{1}{n} \sum_{i=1}^n \tilde{\varepsilon}_i \left(\frac{I_i(\pi)}{\hat{e}_i(\pi)} - \frac{I_i(\pi)}{e_i(\pi)} \right) \right| \right]}_{(ii)} \\
& \quad + \underbrace{\mathbb{E} \left[\sup_{\pi \in \Pi} \left| \frac{1}{n} \sum_{i=1}^n \tilde{\varepsilon}_i \frac{I_i(\pi)}{e_i(\pi)} \right| \right]}_{(iii)} + \underbrace{\mathbb{E} \left[\sup_{\pi \in \Pi} \left| \frac{1}{n} \sum_{i=1}^n \left(\frac{I_i(\pi)}{e_i(\pi)} - 1 \right) (\hat{m}_i(\pi) - m_i(\pi)) \right| \right]}_{(iv)}.
\end{aligned} \tag{D.9}$$

The first step consists in showing that the terms (ii) , (iii) , (iv) are centered around zero. (iii) directly follows since none of the nuisance functions is estimated. We therefore discuss the expectation of (ii) and (iv) .

Expectation of (ii) We start from (ii) . By Algorithm 1, we claim that

$$\mathbb{E} \left[\tilde{\varepsilon}_i \left(\frac{I_i(\pi)}{\hat{e}_i(\pi)} - \frac{I_i(\pi)}{e_i(\pi)} \right) \right] = 0. \tag{D.10}$$

This follows from the following argument: using the law of iterated expectations

$$\mathbb{E}[(ii)] = \mathbb{E} \left[\mathbb{E} \left[\left(r(\pi(X_i), \sum_{k \in N_i} \pi(X_k), Z_i, |N_i|, \varepsilon_i) - m_i(\pi) \right) \left(\frac{I_i(\pi)}{\hat{e}_i(\pi)} - \frac{I_i(\pi)}{e_i(\pi)} \right) \middle| \hat{e}_i, Z, A \right] \right]. \tag{D.11}$$

Observe now that $\hat{e}_i(\pi)$ is estimated on an independent sample from ε_i , conditional on (A, Z) . Under Assumption 2.5 and the first condition in Assumption 2.2⁵²,

$$\begin{aligned}
& \mathbb{E} \left[r(\pi(X_i), \sum_{k \in N_i} \pi(X_k), Z_i, |N_i|, \varepsilon_i) \left(\frac{I_i(\pi)}{\hat{e}_i(\pi)} - \frac{I_i(\pi)}{e_i(\pi)} \right) \middle| \hat{e}_i, Z, A \right] = \\
& m(\pi(X_i), \sum_{k \in N_i} \pi(X_k), Z_i, |N_i|) \mathbb{E} \left[\frac{I_i(\pi)}{\hat{e}_i(\pi)} - \frac{I_i(\pi)}{e_i(\pi)} \middle| \hat{e}_i, Z, A \right].
\end{aligned} \tag{D.12}$$

Expectation of (iii) Notice now that the same reasoning for (ii) directly applies to (iii) for the fact that

$$\mathbb{E} \left[\frac{I_i(\pi)}{e_i(\pi)} - 1 \middle| \hat{m}_i, A, Z \right] = \mathbb{E} \left[\frac{I_i(\pi)}{e_i(\pi)} - 1 \middle| A, Z \right] = 0$$

⁵²Namely ε_{D_i} are *i.i.d.* and exogenous.

by the cross fitting argument.

Concentration bound for (ii), (iii), (iv) We can therefore apply the same argument used for Theorem D.1 also to these three components directly (see the argument on Equation (D.2) and below) and obtain a bound of order $\mathcal{O}\left(\mathbb{E}[\mathcal{P}_{M,|\mathcal{L}|}(\mathcal{N}_E)]\sqrt{\text{VC}(\Pi)/n}\right)$. Here, Lipschitz properties are guaranteed by the second condition of Assumption 3.3 for which the estimated \hat{m} and $1/\hat{e}$ are bounded .

Bounding (i) We are now left to bound (i). Observe that we have

$$\begin{aligned} (i) &\leq \mathbb{E}\left[\sqrt{\frac{1}{n}\sum_{i=1}^n\sup_{d,s}\left(\frac{1}{\tilde{e}_i(d,s)}-\frac{1}{\hat{e}_i(d,s)}\right)^2}\sqrt{\frac{1}{n}\sum_{i=1}^n\sup_{d,s}\left(\tilde{m}_i(d,s)-\hat{m}_i(d,s)\right)^2}\right] \\ &\leq \sqrt{\mathbb{E}\left[\frac{1}{n}\sum_{i=1}^n\sup_{d,s}\left(\frac{1}{\tilde{e}_i(d,s)}-\frac{1}{\hat{e}_i(d,s)}\right)^2\right]}\sqrt{\mathbb{E}\left[\frac{1}{n}\sum_{i=1}^n\sup_{d,s}\left(\tilde{m}_i(d,s)-\hat{m}_i(d,s)\right)^2\right]} \leq \bar{C}n^{1/2}, \end{aligned} \tag{D.13}$$

for a finite constant $\bar{C} < \infty$ by Assumption 3.3.

D.4 Proof of Theorem 3.4

As in the above theorem, it suffices to bound $\mathbb{E}\left[\sup_{\pi\in\Pi}|W(\pi)-W_n(\pi)|\right]$.

Expectation We can write

$$\mathbb{E}\left[\sup_{\pi\in\Pi}|W(\pi)-W_n(\pi)|\right] \leq \mathcal{K}_{\Pi}(n) + \mathbb{E}\left[\sup_{\pi\in\Pi}|W^*(\pi)-W_n(\pi)|\right]$$

where

$$W^*(\pi) = \frac{1}{n}\sum_{i=1}^n\mathbb{E}\left[r\left(\pi(X_i), S_i(\pi), Z_i, |N_i|, \varepsilon_i\right)\right] = \frac{1}{n}\sum_{i=1}^n\mathbb{E}\left[m\left(\pi(X_i), S_i(\pi), Z_i, |N_i|\right)\right],$$

and where the second equality follows from Assumption 2.1, 2.2 and 2.4 similarly to what discussed in the proof of Lemma C.9. By Lemma C.9, we have that $W^*(\pi) = \mathbb{E}[W_n(\pi, m^c, e^c)]$ under correct specification of either m^c or e^c . Therefore for $i \in \{1, \dots, n\}$

$$\begin{aligned} W^*(\pi) &= \frac{1}{n}\sum_{i=1}^n\mathbb{E}\left[\frac{1\{\pi(X_i) = D_i, \sum_{k\in N_i}\pi(X_k) = \sum_{k\in N_i}D_k\}}{e^c\left(\pi(X_i), S_i(\pi), O_i\right)}\left(Y_i - m^c\left(\pi(X_i), S_i(\pi), Z_i, |N_i|\right)\right)\right] + \\ &\quad + \mathbb{E}\left[m^c\left(\pi(X_i), S_i(\pi), Z_i, |N_i|\right)\right], \end{aligned}$$

where $O_i = (Z_{k \in N_i}, Z_i, |N_i|)$.

Bound in terms of K We can then decompose

$$\mathbb{E} \left[\sup_{\pi \in \Pi} |W^*(\pi) - W_n(\pi)| \right] \leq \sum_{k=1}^K \mathbb{E} \left[\sup_{\pi \in \Pi} |W^*(\pi) - W_n^k(\pi)| \right]$$

where $W_n^k(\pi)$ is the empirical welfare in a group k of independent observations.

Symmetrization and conclusion Using Lemma F.1 we can use the standard symmetrization argument to $\mathbb{E} \left[\sup_{\pi \in \Pi} |W^*(\pi) - W_n^k(\pi)| \right]$, since each summand in $W_n^k(\pi)$ is independent and identically distributed. The proof concludes invoking Lemma C.7 and by Jensen's inequality to bound $\mathbb{E}[\sqrt{\mathcal{N}_n \log(\mathcal{N}_n)}] \leq \sqrt{\mathbb{E}[\mathcal{N}_n \log(\mathcal{N}_n)]}$.

D.5 Proof of Theorem 5.2

By the law of iterated expectations we obtain that if either m^c or e^c are correctly specified, and under Assumption 2.3

$$\mathbb{E}[W_n^t(\pi, m^c, e^c)] = W(\pi) \tag{D.14}$$

similarly to what discussed in Lemma C.9. By trivial rearrangement, we obtain that

$$\sup_{\pi \in \Pi} W(\pi) - W(\hat{\pi}^{aipw}) \leq 2 \sup_{\pi \in \Pi} \left| W_n^t(\pi, m^c, e^c) - W(\pi) \right|. \tag{D.15}$$

Notice now that the exact same argument for bounding the above term follows from the proof of Theorem D.1 holds, whereas in such a case the moment conditions also depend on $\bar{\rho}$. In particular the moment bounds are multiplied by $\bar{\rho}^3$. Similarly, the Lipschitz constant of the conditional mean function also must be multiplied by the term $\bar{\rho}$.

Appendix E Proof of Theorem 5.1

First equality First we want to show that (note that $\{D_i = \pi(X_i) \forall i \in \{1, \dots, E\}\}$ denotes the event that $D_i = \pi(X_i)$ but do not condition on the values of D_i)

$$\mathbb{E} \left[r \left(T_i, \sum_{k \in N_i} T_k, Z_i, |N_i|, \varepsilon_i \right) \middle| \left\{ D_i = \pi(X_i) \forall i \in \{1, \dots, E\} \right\} \right] = \mathbb{E} \left[r \left(T_i(\pi), \sum_{k \in N_i} T_k(\pi), Z_i, |N_i|, \varepsilon_i \right) \right].$$

The proof of the claim follows from the assumption that $(\varepsilon_j, \nu_j)_{j=1}^E \perp (Z, A, (\varepsilon_{D_j})_{j=1}^E)$. In particular, we can write

$$\begin{aligned}
& \mathbb{E} \left[r \left(T_i, \sum_{k \in N_i} T_k, Z_i, |N_i|, \varepsilon_i \right) \middle| \left\{ D_i = \pi(X_i) \forall i \in \{1, \dots, E\} \right\} \right] \\
&= \mathbb{E} \left[r \left(T_i(\pi), \sum_{k \in N_i} T_k(\pi), Z_i, |N_i|, \varepsilon_i \right) \middle| \left\{ D_i = \pi(X_i) \forall i \in \{1, \dots, E\} \right\} \right] \\
&= \mathbb{E}_{A, Z} \left[\mathbb{E} \left[r \left(T_i(\pi), \sum_{k \in N_i} T_k(\pi), Z_i, |N_i|, \varepsilon_i \right) \middle| \left\{ D_i = \pi(X_i) \forall i \in \{1, \dots, E\} \right\}, A, Z \right] \right] \\
&= \mathbb{E}_{A, Z} \left[\mathbb{E} \left[r \left(T_i(\pi), \sum_{k \in N_i} T_k(\pi), Z_i, |N_i|, \varepsilon_i \right) \middle| A, Z \right] \right] \\
&= \mathbb{E} \left[r \left(T_i(\pi), \sum_{k \in N_i} T_k(\pi), Z_i, |N_i|, \varepsilon_i \right) \right].
\end{aligned}$$

Second equality Second, we want to derive the main decomposition in the second equality. Let denote \mathbb{E}_π the expectation conditional on the event $\left\{ D_i = \pi(X_i) \forall i \in \{1, \dots, E\} \right\}$. Using the law of iterated expectations and the equality above, we have

$$\begin{aligned}
& \mathbb{E}_\pi \left[r \left(T_i, \sum_{k \in N_i} T_k, Z_i, |N_i|, \varepsilon_i \right) \right] \\
&= \mathbb{E} \left[\mathbb{E} \left[r \left(T_i(\pi), \sum_{k \in N_i} T_k(\pi), Z_i, |N_i|, \varepsilon_i \right) \middle| Z, A \right] \right].
\end{aligned}$$

Using the definition of the expectation, we have

$$(I) = \underbrace{\sum_{s \in \{0, \dots, |N_i|\}} \mathbb{E} \left[r(d, s, Z_i, |N_i|, \varepsilon_i) \middle| T_i(\pi) = d, \sum_{k \in N_i} T_k(\pi) = s, Z, A \right]}_{(i)} \times \underbrace{P \left(T_i(\pi) = d, \sum_{k \in N_i} T_k(\pi) = s \middle| A, Z \right)}_{(ii)}.$$

We now discuss (i) and (ii) separately. First, we observe that since $(\varepsilon_j)_{j=1}^E \perp (Z, A, (\varepsilon_{D_j}, \nu_j)_{j=1}^E)$

$$\begin{aligned}
(i) &= \mathbb{E} \left[r(d, s, Z_i, |N_i|, \varepsilon_i) \middle| Z_i, |N_i|, T_i(\pi) = d, \sum_{k \in N_i} T_k(\pi) = s, Z, A \right] \\
&= \mathbb{E}_\pi \left[r(d, s, Z_i, |N_i|, \varepsilon_i) \middle| Z_i, |N_i|, T_i = d, \sum_{k \in N_i} T_k = s, Z, A \right] \\
&= \mathbb{E} \left[r(d, s, Z_i, |N_i|, \varepsilon_i) \middle| Z_i, |N_i|, T_i = d, \sum_{k \in N_i} T_k = s, Z, A \right] \\
&= \mathbb{E} \left[r(d, s, Z_i, |N_i|, \varepsilon_i) \middle| Z_i, |N_i|, T_i = d, \sum_{k \in N_i} T_k = s \right].
\end{aligned}$$

Consider now (ii). Observe that by independence and exogeneity of $(\nu_j)_{j=1}^E$, we can write

$$(ii) = P\left(T_i(\pi) = d \mid A, Z\right) \times \sum_{u_1, \dots, u_l: \sum_v u_v = s} \prod_{k=1}^{|N_i|} P\left(T_{N_i^{(k)}}(\pi) = u_k \mid A, Z\right)$$

where the expression sums over all possible combinations of selected treatments such that the sum of the selected treatments of the neighbors is s . Using again exogeneity of ν_i , we have

$$P\left(T_i(\pi) = d \mid A, Z\right) = P\left(T_i = d \mid Z_i, |N_i|, D_i = \pi(X_i), \sum_{k \in N_i} D_k = \sum_{k \in N_i} \pi(X_k), \sum_{k \in N_i} \pi(X_k), \pi(X_i)\right).$$

Similar reasoning also applies to neighbors' selected treatments, which depend on the assigned treatments to the second-degree neighbors. The proof completes.

Appendix F Preliminary lemmas

This section collects a first set of lemmas from past literature that we invoke in our proofs.

Lemma F.1. (*Van Der Vaart and Wellner (1996)*) *Let $\sigma_1, \dots, \sigma_n$ be Rademacher sequence independent of X_1, \dots, X_n . Suppose that X_1, \dots, X_n are i.i.d.. Then*

$$\mathbb{E}\left[\sup_{f \in \mathcal{F}} \left| \sum_{i=1}^n f(X_i) - \mathbb{E}[f(X_i)] \right|\right] \leq 2\mathbb{E}\left[\sup_{f \in \mathcal{F}} \left| \sum_{i=1}^n \sigma_i f(X_i) \right|\right].$$

Lemma F.2. (*Brook's Theorem, Brooks (1941)*) *For any connected undirected graph G with maximum degree Δ , the chromatic number of G is at most Δ unless G is a complete graph or an odd cycle case the chromatic number is $\Delta + 1$.*

The next lemma discuss the case of estimated conditional mean and balancing score function. The lemma follows from [Kitagawa and Tetenov \(2018\)](#).

Lemma F.3. (*From Kitagawa and Tetenov (2018)*) *The following holds.*

$$\sup_{\pi \in \Pi} W(\pi) - W(\hat{\pi}_{\hat{m}, \hat{e}}^{aipw}) \leq 2 \sup_{\pi \in \Pi} |W_n^{aipw}(\pi, m^c, e^c) - W(\pi)| + 2 \sup_{\pi \in \Pi} |\hat{W}_n^{aipw}(\pi, \hat{m}, \hat{e}) - W_n(\pi, m^c, e^c)|.$$

Lemma F.4. (Lemma A.1, [Kitagawa and Tetenov \(2019\)](#)) Let $t_0 > 1$, define

$$g(t) := \begin{cases} 0, & \text{for } t = 0 \\ t^{-1/2}, & t \geq 1 \end{cases}, \quad h(t) = t_0^{-1/2} - \frac{1}{2}t_0^{-3/2}(t - t_0) + t_0^{-2}(t - t_0).$$

Then $g(t) \leq h(t)$, for $t = 0$ and all $t \geq 1$.

In the next two lemmas we formalize two key properties of covering numbers.

Lemma F.5. (Theorem 29.6, [Devroye et al. \(2013\)](#)) Let $\mathcal{F}_1, \dots, \mathcal{F}_k$ be classes of real functions on \mathbb{R}^d . For n arbitrary points $z_1^n = (z_1, \dots, z_n)$ in \mathbb{R}^d , define the sets $\mathcal{F}_1(z_1^n), \dots, \mathcal{F}_k(z_1^n)$ in \mathbb{R}^n by

$$\mathcal{F}_j(z_1^n) = \{f_j(z_1), \dots, f_j(z_n) : f_j \in \mathcal{F}_j\}, \quad j = 1, \dots, k.$$

Also, introduce

$$\mathcal{F} = \{f_1 + \dots + f_k : f_j \in \mathcal{F}_j, \quad j = 1, \dots, k\}.$$

Then for every $\varepsilon > 0$ and z_1^n ,

$$\mathcal{N}_1(\varepsilon, \mathcal{F}(z_1^n)) \leq \prod_{j=1}^k \mathcal{N}_1(\varepsilon/k, \mathcal{F}_j(z_1^n))$$

Lemma F.6. ([Pollard, 1990](#)) Let \mathcal{F} and \mathcal{G} be classes of real valued functions on \mathbb{R}^d bounded by M_1 and M_2 respectively. For arbitrary fixed points z_1^n in \mathbb{R}^d , let

$$\mathcal{J}(z_1^n) = \{(h(z_1), \dots, h(z_n)) : h \in \mathcal{J}\}, \quad \mathcal{J} = \{fg : f \in \mathcal{F}, g \in \mathcal{G}\}.$$

Then for every $\varepsilon > 0$ and z_1^n ,

$$\mathcal{N}_1(\varepsilon, \mathcal{J}(z_1^n)) \leq \mathcal{N}_1\left(\frac{\varepsilon}{2M_2}, \mathcal{F}(z_1^n)\right) \mathcal{N}_1\left(\frac{\varepsilon}{2M_1}, \mathcal{G}(z_1^n)\right).$$

Lemma F.7. ([Wenocur and Dudley, 1981](#)) Let $g : \mathbb{R}^d \mapsto \mathbb{R}$ be an arbitrary function and consider the class of functions $\mathcal{G} = \{g + f, f \in \mathcal{F}\}$. Then

$$VC(\mathcal{G}) = VC(\mathcal{F})$$

where $VC(\mathcal{F})$, $VC(\mathcal{G})$ denotes the VC dimension respectively of \mathcal{F} and \mathcal{G} .

An important relation between covering numbers and Rademacher complexity is given by Dudley's entropy integral bound.

Lemma F.8. (From Theorem 5.22 in [Wainwright \(2019\)](#)) For a function class \mathcal{F} of uniformly bounded functions and arbitrary fixed points $z_1^n \in \mathbb{R}^d$, and i.i.d. Rademacher random variables $\sigma_1, \dots, \sigma_n$ in \mathbb{R} ,

$$\mathbb{E}_\sigma \left[\sup_{f \in \mathcal{F}} \left| \frac{1}{n} \sum_{i=1}^n \sigma_i f(z_i) \right| \right] \leq \frac{32}{\sqrt{n}} \int_0^{D_q} \sqrt{\log \left(\mathcal{N}_q(u, \mathcal{F}(z_1^n)) \right)} du,$$

where D_q denotes the maximum diameter of $\mathcal{F}(z_1^n)$ according to the metric $d_q(f, g) = \left(\frac{1}{n} \sum_{i=1}^n (f(z_i) - g(z_i))^q \right)^{1/q}$.

Theorem 5.22 in [Wainwright \(2019\)](#) provides a general version of Lemma F.8. Equivalent versions of Lemma F.8 can be found also in [Van Der Vaart and Wellner \(1996\)](#).

Lemma F.9. Let X_1, \dots, X_n be independent Bernoulli random variables with $b_i \sim \text{Bern}(p_i)$. Let $\bar{p} = \frac{1}{n} \sum_{i=1}^n p_i$ with $n\bar{p} > 1$ and $g(\cdot)$ as defined in the Lemma F.4. Then

$$\mathbb{E} \left[g \left(\sum_{i=1}^n X_i \right) \right] < 2(n\bar{p})^{-1/2}$$

Proof. The proof follows similarly as in [Kitagawa and Tetenov \(2019\)](#). Let $h(\cdot)$ be

the function defined in Lemma F.4 with $t_0 = n\bar{p}$. By Lemma F.4,

$$\begin{aligned}
\mathbb{E}\left[g\left(\sum_{i=1}^n X_i\right)\right] &\leq \mathbb{E}\left[h\left(\sum_{i=1}^n X_i\right)\right] \\
&= \mathbb{E}\left[(n\bar{p})^{-1/2} - \frac{1}{2}\sqrt{(n\bar{p})^3}\left(\sum_{i=1}^n X_i - \sum_{i=1}^n \mathbb{E}[X_i]\right) + (n\bar{p})^{-2}\left(\sum_{i=1}^n X_i - \sum_{i=1}^n \mathbb{E}[X_i]\right)^2\right] \\
&= (n\bar{p})^{-1/2} - \frac{1}{2}(n\bar{p})^{-3/2}0 + (n\bar{p})^{-2}\text{Var}\left(\sum_{i=1}^n X_i\right) \\
&= (n\bar{p})^{-1/2} + (n\bar{p})^{-2}\sum_{i=1}^n p_i(1-p_i) \\
&\leq (n\bar{p})^{-1/2} + (n\bar{p})^{-2}\sum_{i=1}^n p_i \\
&= (n\bar{p})^{-1/2} + (n\bar{p})^{-2}n\bar{p} \\
&= (n\bar{p})^{-1/2} + (n\bar{p})^{-1} < 2(n\bar{p})^{-1/2}
\end{aligned}$$

since $n\bar{p} > 1$ and $(n\bar{p})^{-1} < (n\bar{p})^{-1/2}$.

□

We conclude our discussion with an extension under lack of point-wise measurability.

Lemma F.10. *(Lemma 2.6, Hajlasz and Malý (2002)) Let \mathcal{U} be a class of measurable functions defined on a measurable space $E \subset \mathbb{R}^n$. Then the lattice supremum defined as $\bigvee \mathcal{U}$ exists and there is a countable sub-family $\mathcal{V} \subset \mathcal{U}$ such that*

$$\bigvee \mathcal{U} = \bigvee \mathcal{V} = \sup \mathcal{V}. \quad (\text{F.1})$$

The above lemma has one important implication: whenever the function Π is not point-wise measurable, by taking the lattice supremum over a function class, we are guaranteed that such supremum corresponds to a supremum over a countable subset, for which the pointwise supremum is defined. By construction, such class \mathcal{V} has VC-dimension bounded by the VC-dimension of the original function class \mathcal{U} .

References

- Akbarpour, M., S. Malladi, and A. Saberi (2018). Just a few seeds more: value of network information for diffusion. *Available at SSRN 3062830*.
- Alatas, V., A. Banerjee, R. Hanna, B. A. Olken, and J. Tobias (2012). Targeting the poor: evidence from a field experiment in indonesia. *American Economic Review* 102(4), 1206–40.
- Alidaee, H., E. Auerbach, and M. P. Leung (2020). Recovering network structure from aggregated relational data using penalized regression. *arXiv preprint arXiv:2001.06052*.
- Ananth, A. (2021). Optimal treatment assignment rules on networked populations. *Working paper*.
- Armstrong, T. and S. Shen (2015). Inference on optimal treatment assignments. *Available at SSRN 2592479*.
- Aronow, P. M., C. Samii, et al. (2017). Estimating average causal effects under general interference, with application to a social network experiment. *The Annals of Applied Statistics* 11(4), 1912–1947.
- Athey, S., D. Eckles, and G. W. Imbens (2018). Exact p-values for network interference. *Journal of the American Statistical Association* 113(521), 230–240.
- Athey, S. and S. Wager (2021). Policy learning with observational data. *Econometrica* 89(1), 133–161.
- Auerbach, E. (2019). Identification and estimation of a partially linear regression model using network data. *arXiv preprint arXiv:1903.09679*.
- Banerjee, A., A. G. Chandrasekhar, E. Duflo, and M. O. Jackson (2013). The diffusion of microfinance. *Science* 341(6144), 1236–498.
- Banerjee, A., A. G. Chandrasekhar, E. Duflo, and M. O. Jackson (2014). Gossip: Identifying central individuals in a social network. Technical report, National Bureau of Economic Research.
- Banerjee, A., A. G. Chandrasekhar, E. Duflo, and M. O. Jackson (2019). Using gossips to spread information: Theory and evidence from two randomized controlled trials. *The Review of Economic Studies* 86(6), 2453–2490.
- Barrera-Osorio, F., M. Bertrand, L. L. Linden, and F. Perez-Calle (2011). Improving the design of conditional transfer programs: Evidence from a randomized education

- experiment in colombia. *American Economic Journal: Applied Economics* 3(2), 167–95.
- Bhattacharya, D. (2009). Inferring optimal peer assignment from experimental data. *Journal of the American Statistical Association* 104(486), 486–500.
- Bhattacharya, D. and P. Dupas (2012). Inferring welfare maximizing treatment assignment under budget constraints. *Journal of Econometrics* 167(1), 168–196.
- Bhattacharya, D., P. Dupas, and S. Kanaya (2019). Demand and welfare analysis in discrete choice models with social interactions. *Available at SSRN 3116716*.
- Bloch, F., M. O. Jackson, and P. Tebaldi (2017). Centrality measures in networks. *Available at SSRN 2749124*.
- Bond, R. M., C. J. Fariss, J. J. Jones, A. D. Kramer, C. Marlow, J. E. Settle, and J. H. Fowler (2012). A 61-million-person experiment in social influence and political mobilization. *Nature* 489(7415), 295.
- Breiman, L. (2001). Random forests. *Machine learning* 45(1), 5–32.
- Breza, E., A. G. Chandrasekhar, T. H. McCormick, and M. Pan (2020). Using aggregated relational data to feasibly identify network structure without network data. *American Economic Review* 101(8), 2454–84.
- Brooks, R. L. (1941). On colouring the nodes of a network. In *Mathematical Proceedings of the Cambridge Philosophical Society*, Volume 37, pp. 194–197. Cambridge University Press.
- Cai, J., A. De Janvry, and E. Sadoulet (2015). Social networks and the decision to insure. *American Economic Journal: Applied Economics* 7(2), 81–108.
- Chernozhukov, V., D. Chetverikov, M. Demirer, E. Duflo, C. Hansen, W. Newey, and J. Robins (2018). Double/debiased machine learning for treatment and structural parameters.
- Chernozhukov, V., D. Chetverikov, K. Kato, et al. (2014). Gaussian approximation of suprema of empirical processes. *The Annals of Statistics* 42(4), 1564–1597.
- Chiang, H. D., K. Kato, Y. Ma, and Y. Sasaki (2019). Multiway cluster robust double/debiased machine learning. *arXiv preprint arXiv:1909.03489*.
- Chin, A., D. Eckles, and J. Ugander (2018). Evaluating stochastic seeding strategies in networks. *arXiv preprint arXiv:1809.09561*.
- Christakis, N. A. and J. H. Fowler (2010). Social network sensors for early detection of contagious outbreaks. *PloS one* 5(9).

- Devroye, L., L. Györfi, and G. Lugosi (2013). *A probabilistic theory of pattern recognition*, Volume 31. Springer Science & Business Media.
- DiTraglia, F. J., C. Garcia-Jimeno, R. O’Keeffe-O’Donovan, and A. Sanchez-Becerra (2020). Identifying causal effects in experiments with social interactions and non-compliance. *arXiv preprint arXiv:2011.07051*.
- Duflo, E., P. Dupas, and M. Kremer (2011). Peer effects, teacher incentives, and the impact of tracking: Evidence from a randomized evaluation in kenya. *American Economic Review* 101(5), 1739–74.
- Eckles, D., H. Esfandiari, E. Mossel, and M. A. Rahimian (2019). Seeding with costly network information. In *Proceedings of the 2019 ACM Conference on Economics and Computation*, pp. 421–422.
- Egger, D., J. Haushofer, E. Miguel, P. Niehaus, and M. W. Walker (2019). General equilibrium effects of cash transfers: experimental evidence from kenya. Technical report, National Bureau of Economic Research.
- Elliott, G. and R. P. Lieli (2013). Predicting binary outcomes. *Journal of Econometrics* 174(1), 15–26.
- Farrell, M. H. (2015). Robust inference on average treatment effects with possibly more covariates than observations. *Journal of Econometrics* 189(1), 1–23.
- Florios, K. and S. Skouras (2008). Exact computation of max weighted score estimators. *Journal of Econometrics* 146(1), 86–91.
- Galeotti, A., B. Golub, and S. Goyal (2020). Targeting interventions in networks. *Econometrica, Forthcoming*.
- Goldsmith-Pinkham, P. and G. W. Imbens (2013). Social networks and the identification of peer effects. *Journal of Business & Economic Statistics* 31(3), 253–264.
- Graham, B. S., G. W. Imbens, and G. Ridder (2010). Measuring the effects of segregation in the presence of social spillovers: A nonparametric approach. Technical report, National Bureau of Economic Research.
- Hajłasz, P. and J. Malý (2002). Approximation in sobolev spaces of nonlinear expressions involving the gradient. *Arkiv för Matematik* 40(2), 245–274.
- Hansen, L. P. (1982). Large sample properties of generalized method of moments estimators. *Econometrica: Journal of the Econometric Society*, 1029–1054.
- He, X. and K. Song (2018). Measuring diffusion over a large network. *arXiv preprint arXiv:1812.04195*.

- Hirano, K. and J. R. Porter (2009). Asymptotics for statistical treatment rules. *Econometrica* 77(5), 1683–1701.
- Hudgens, M. G. and M. E. Halloran (2008). Toward causal inference with interference. *Journal of the American Statistical Association* 103(482), 832–842.
- Imai, K., Z. Jiang, and A. Malani (2020). Causal inference with interference and noncompliance in two-stage randomized experiments. *Journal of the American Statistical Association*, 1–13.
- Imbens, G. W. (2000). The role of the propensity score in estimating dose-response functions. *Biometrika* 87(3), 706–710.
- Jackson, M. O. and E. Storms (2018). Behavioral communities and the atomic structure of networks. *Available at SSRN 3049748*.
- Kang, H. and G. Imbens (2016). Peer encouragement designs in causal inference with partial interference and identification of local average network effects. *arXiv preprint arXiv:1609.04464*.
- Kempe, D., J. Kleinberg, and É. Tardos (2003). Maximizing the spread of influence through a social network. In *Proceedings of the ninth ACM SIGKDD international conference on Knowledge discovery and data mining*, pp. 137–146. ACM.
- Kim, B. (2020). Analysis of randomized experiments with network interference and noncompliance. *arXiv preprint arXiv:2012.13710*.
- Kim, D. A., A. R. Hwang, D. Stafford, D. A. Hughes, A. J. O’Malley, J. H. Fowler, and N. A. Christakis (2015). Social network targeting to maximise population behaviour change: a cluster randomised controlled trial. *The Lancet* 386(9989), 145–153.
- Kitagawa, T. and A. Tetenov (2018). Who should be treated? Empirical welfare maximization methods for treatment choice. *Econometrica* 86(2), 591–616.
- Kitagawa, T. and A. Tetenov (2019). Equality-minded treatment choice. *Journal of Business & Economic Statistics*, 1–14.
- Kitagawa, T. and G. Wang (2020). Who should get vaccinated? individualized allocation of vaccines over sir network. *arXiv preprint arXiv:2012.04055*.
- Laber, E. B., N. J. Meyer, B. J. Reich, K. Pacifici, J. A. Collazo, and J. M. Drake (2018). Optimal treatment allocations in space and time for on-line control of an emerging infectious disease. *Journal of the Royal Statistical Society: Series C (Applied Statistics)* 67(4), 743–789.

- Ledoux, M. and M. Talagrand (2011). Probability in banach spaces. classics in mathematics.
- Leung, M. P. (2020). Treatment and spillover effects under network interference. *Review of Economics and Statistics* 102(2), 368–380.
- Li, X., P. Ding, Q. Lin, D. Yang, and J. S. Liu (2019). Randomization inference for peer effects. *Journal of the American Statistical Association*, 1–31.
- Liu, L., M. G. Hudgens, B. Saul, J. D. Clemens, M. Ali, and M. E. Emch (2019). Doubly robust estimation in observational studies with partial interference. *Stat* 8(1), e214.
- Manresa, E. (2013). Estimating the structure of social interactions using panel data. *Unpublished Manuscript. CEMFI, Madrid*.
- Manski (2004). Statistical treatment rules for heterogeneous populations. *Econometrica* 72(4), 1221–1246.
- Manski, C. F. (2013). Identification of treatment response with social interactions. *The Econometrics Journal* 16(1), S1–S23.
- Mbakop, E. and M. Tabord-Meehan (2016). Model selection for treatment choice: Penalized welfare maximization. *arXiv preprint arXiv:1609.03167*.
- Muralidharan, K., P. Niehaus, and S. Sukhtankar (2017). General equilibrium effects of (improving) public employment programs: Experimental evidence from india. Technical report, National Bureau of Economic Research.
- Naimi, A. I., S. R. Cole, and E. H. Kennedy (2017). An introduction to g methods. *International journal of epidemiology* 46(2), 756–762.
- Opper, I. M. (2016). Does helping john help sue? evidence of spillovers in education. *American Economic Review* 109(3), 1080–1115.
- Pollard, D. (1990). Empirical processes: theory and applications. In *NSF-CBMS regional conference series in probability and statistics*, pp. i–86. JSTOR.
- Robins, J. M., A. Rotnitzky, and L. P. Zhao (1994). Estimation of regression coefficients when some regressors are not always observed. *Journal of the American statistical Association* 89(427), 846–866.
- Sävje, F., P. M. Aronow, and M. G. Hudgens (2020). Average treatment effects in the presence of unknown interference. *Annals of Statistics, Forthcoming*.
- Sinclair, B., M. McConnell, and D. P. Green (2012). Detecting spillover effects: Design and analysis of multilevel experiments. *American Journal of Political Science* 56(4), 1055–1069.

- Sobel, M. E. (2006). What do randomized studies of housing mobility demonstrate? causal inference in the face of interference. *Journal of the American Statistical Association* 101(476), 1398–1407.
- Stoye, J. (2009). Minimax regret treatment choice with finite samples. *Journal of Econometrics* 151(1), 70–81.
- Stoye, J. (2012). Minimax regret treatment choice with covariates or with limited validity of experiments. *Journal of Econometrics* 166(1), 138–156.
- Su, L., W. Lu, and R. Song (2019). Modelling and estimation for optimal treatment decision with interference. *Stat* 8(1), e219.
- Tetenov, A. (2012). Statistical treatment choice based on asymmetric minimax regret criteria. *Journal of Econometrics* 166(1), 157–165.
- Van Der Vaart, A. W. and J. A. Wellner (1996). Weak convergence. In *Weak convergence and empirical processes*, pp. 16–28. Springer.
- Vazquez-Bare, G. (2020). Causal spillover effects using instrumental variables. *arXiv preprint arXiv:2003.06023*.
- Viviano, D. (2020). Policy choice in experiments with unknown interference. *arXiv preprint arXiv:2011.08174*.
- Wager, S. and K. Xu (2020). Experimenting in equilibrium. *Management Science*, *Forthcoming*.
- Wainwright, M. J. (2019). *High-dimensional statistics: A non-asymptotic viewpoint*, Volume 48. Cambridge University Press.
- Wenocur, R. S. and R. M. Dudley (1981). Some special vapnik-chervonenkis classes. *Discrete Mathematics* 33(3), 313–318.
- Zhou, Z., S. Athey, and S. Wager (2018). Offline multi-action policy learning: Generalization and optimization. *arXiv preprint arXiv:1810.04778*.
- Zubcsek, P. P. and M. Sarvary (2011). Advertising to a social network. *Quantitative Marketing and Economics* 9(1), 71–107.