

Best Split Nodes for Regression Trees

Jason M. Klusowski
Department of Statistics
Rutgers University – New Brunswick
Piscataway, NJ, USA, 8019
jason.klusowski@rutgers.edu

July 15, 2022

Abstract

Decision trees with binary splits are popularly constructed using Classification and Regression Trees (CART) methodology. For regression models, at each node of the tree, the data is divided into two daughter nodes according to a split point that maximizes the reduction in variance (impurity) along a particular variable. This paper develops bounds on the size of a terminal node formed from a sequence of optimal splits via the infinite sample CART sum of squares criterion. We use these bounds to derive an interesting connection between the bias of a regression tree and the mean decrease in impurity (MDI) measure of variable importance—a tool widely used for model interpretability—defined as the weighted sum of impurity reductions over all nonterminal nodes in the tree. In particular, we show that the size of a terminal subnode for a variable is small when the MDI for that variable is large. Finally, we apply these bounds to show consistency of Breiman’s random forests over a class of regression functions. The context is surprisingly general and applies to a wide variety of multivariable data generating distributions and regression functions. The main technical tool is an exact characterization of the conditional probabilities of the daughter nodes arising from an optimal split, in terms of the partial dependence function and reduction in impurity.

Index terms — Decision tree, regression tree, recursive partition, CART, random forest, nonparametric regression, high-dimensional statistics

1 Introduction

Decision trees are the building blocks of some of the most important methods in statistical learning. For example, bootstrap aggregated decision trees (e.g., random forests) use ensembles of decision trees, and at each iteration of gradient tree boosting (e.g., TreeBoost), the pseudo-residuals are fit using decision trees as the base learners. Furthermore, decision

trees have an appealing interpretability, making them particularly well-suited for applied sciences and related disciplines that rely heavily on understanding and interpreting model output. Indeed, tree-based learning is accompanied by a rich set of diagnostic tools for visualization and model interpretability.

As with many aspects of statistical learning, good empirical performance often comes at the expense of rigor and transparency.¹ Tree-structured learning with decision trees is no exception—statistical guarantees for popular incarnations, i.e., those that are actually used in practice, are hard to find. The complicated recursive way in which they are constructed makes them unamenable to analysis, as with other iterative algorithms like EM or variational Bayesian procedures. While a complete picture of decision trees and their role in ensemble learning may be far away or even unattainable, in this paper, we (modestly) aim to tackle the following two questions.

- Why do decision trees have small bias?
- Why are decision trees locally adaptive?

For clarity and ease of exposition, we focus specifically on *regression trees*, where the target outcome is a continuous real value. Both questions are supported by an abundance of empirical evidence, yet remain to be explained or answered by a sensible mathematical theory. For example, decision trees are known have small bias when they are grown deeply—a characteristic of random forests. Moreover, tree based learning is particularly effective in high-dimensional sparse settings when the distribution of the output depends only on a few predictor variables.

Because individual decision trees are highly unstable and subject to large sampling variability, we do not concern ourselves with a study of their variance. Indeed, unless one prunes the trees, such an endeavor is meaningful only in the presence of some sort of variance reduction technique like ensemble averaging, and even so, the bias remains the most challenging aspect of the analysis.

Let us now describe the statistical setting and framework that we will operate under for the rest of the paper.

We assume the learning (training) data is $\mathcal{D}_n = \{(\mathbf{X}_1, Y_1), \dots, (\mathbf{X}_n, Y_n)\}$, where (\mathbf{X}_i, Y_i) , $1 \leq i \leq n$ are i.i.d. with common joint distribution $\mathbb{P}_{\mathbf{X}, Y}$ and joint density $p_{\mathbf{X}, Y}$ with respect to Lebesgue measure (with marginal distribution and density, $\mathbb{P}_{\mathbf{X}}$ and $p_{\mathbf{X}}$, defined analogously). Here, $\mathbf{X}_i \in \mathbb{R}^d$ is the feature (covariate or predictor vector) and $Y_i \in \mathbb{R}$ is a continuous outcome (response or output variable). A generic pair of variables will be denoted as (\mathbf{X}, Y) with joint distribution $\mathbb{P}_{\mathbf{X}, Y}$ and joint density $p_{\mathbf{X}, Y}$. A generic coordinate of \mathbf{X} will be denoted by X , unless there is a need to highlight the dependence on the coordinate index. The statistical model is $Y_i = f(\mathbf{X}_i) + \varepsilon_i$, for $i = 1, \dots, n$, where $f(\mathbf{x}) = \mathbb{E}[Y | \mathbf{X} = \mathbf{x}]$ is an unknown regression function and $\{\varepsilon_i\}_{1 \leq i \leq n}$ are i.i.d. errors.

¹For a delightful read on this trade-off, see [8].

The conditional average of Y given \mathbf{X} is optimal for prediction if one uses squared error loss $L(Y, \tilde{f}) = |Y - \tilde{f}|^2$ since it minimizes the conditional risk $\tilde{f} \mapsto \mathbb{E} \left[|Y - \tilde{f}(\mathbf{X})|^2 \mid \mathbf{X} \right] = \int |y - \tilde{f}(\mathbf{X})|^2 \mathbb{P}_{Y|\mathbf{X}}(dy)$.

To avoid the curse of dimensionality—which plagues high-dimensional regression models—and the associated undesirable consequences (e.g., overfitting and large sample requirements), we shall assume that the conditional mean response $f(\mathbf{x}) = \mathbb{E}[Y \mid \mathbf{X} = \mathbf{x}]$ depends only on a small, unknown subset \mathcal{S} of the d features. In other words, f is almost surely equal to its restriction $f|_{[0,1]^{\mathcal{S}}}$ to the subspace $[0, 1]^{\mathcal{S}}$ of its “strong” variables $\mathbf{x}_{\mathcal{S}} = (x_j : j \in \mathcal{S})$, where $S = \#\mathcal{S} \ll d$. Conversely, the output of f does not depend on “weak” variables that belong to \mathcal{S}^c . Per the success of many modern methods in learning theory, this sparsity assumption corresponds to the fact that many real-world phenomena admit or are approximated well by sparse representations of simple model forms, e.g., wavelets, neural networks. Of course, the set \mathcal{S} is not known a priori and must be learned from the data.

2 Organization

This paper is organized according to the following schema. In Section 3, we establish some basic notation and definitions that we will use throughout the paper. Section 4 reviews some of the terminology and quantities associated with regression trees. In Section 5, we review two important data-analytic quantities associated with tree-ensembles. A summary of the main results is given in Section 6, including some examples and simulations studies. Section 7 discusses the main assumptions on the regression function that we use to obtain our results. We apply our results for decision trees from Section 6 to Breiman’s random forests in Section 8. Proofs of the main results from Section 6 are given in Section 10. Section 9 contains some finite sample results. Finally, Appendix A contains proofs of some lemmas and examples from the body of the paper.

3 Notation and definitions

For $\mathcal{S} \subset [d]$, let $\mathbf{x}_{\mathcal{S}} = (x_j : j \in \mathcal{S})$. With a slight abuse of notation, we write $\mathbf{x}_{\setminus j} = (x_{j'} : j' \neq j)$ instead of $\mathbf{x}_{[d] \setminus \{j\}}$ for brevity. If A is a subset of \mathbb{R}^d , we let $A_{\mathcal{S}} = \{\mathbf{x}_{\mathcal{S}} : \mathbf{x} \in A\}$. For two subsets $A, B \subset \mathbb{R}$, $\text{dist}(A, B) = \inf_{a \in A, b \in B} |a - b|$. For $\mathcal{S} \subset [d]$ and $A \subset \mathbb{R}^d$, we define $\text{diam}_{\mathcal{S}}(A) = \sup_{\mathbf{x}, \mathbf{x}' \in A} \|\mathbf{x}_{\mathcal{S}} - \mathbf{x}'_{\mathcal{S}}\|$, where $\|\mathbf{x}_{\mathcal{S}}\|^2 = \sum_{j \in \mathcal{S}} x_j^2$.

For a function $g : \mathbb{R}^d \rightarrow \mathbb{R}$ and subset $A \subset \mathbb{R}^d$, we define the oscillation of f on A by $\omega(g; A) = \sup_{\mathbf{x}, \mathbf{x}' \in A} |g(\mathbf{x}) - g(\mathbf{x}')|$. The total variation of a function $g : \mathbb{R} \rightarrow \mathbb{R}$ on an interval $[a, b]$ is defined by $\text{TV}(g; [a, b]) = \sup_{\mathcal{D}} \sum_{\ell=1}^L |g(x_{\ell}) - g(x_{\ell-1})|$, where

$\mathcal{P} = \{\mathcal{P} = \{x_0, x_1, \dots, x_L\} : \mathcal{P} \text{ is a partition of } [a, b]\}$. If $g : \mathbb{R}^d \rightarrow \mathbb{R}$, we will write $\frac{\partial^r}{\partial x_j^r} g(\mathbf{x})$ to denote the r^{th} order partial derivative of g with respect to the j^{th} variable at the point \mathbf{x} . If $g : \mathbb{R} \rightarrow \mathbb{R}$, we will write $g'(x)$ to denote the first derivative of g at the point x . The r^{th} order derivative of g at the point x is denoted by $g^{(r)}(x)$.

4 Preliminaries

Regression trees with Classification and Regression Tree (CART) [11] methodology are constructed using a least squares error criterion that ensures certain mathematical simplifications and computational efficiency. The primary objective of CART is to find partitions that have minimal variance (i.e., squared error with respect to the average response value). Because of the computational infeasibility of choosing the best overall partition, CART trees are greedily grown with a recursive procedure in which binary splits recursively partition the tree into near-homogeneous terminal nodes. That is, an effective binary split partitions the data from the parent tree node into two daughter nodes so that the resultant homogeneity of the daughter nodes, as measured through their *impurity*, is improved from the homogeneity of the parent node.

Under the least squares error criterion, it can easily be shown that if one desires to have constant output in the terminal nodes of the tree, then the constant to use in each terminal node should be the average of the response values for which the corresponding predictor values fall into the terminal node [11, Proposition 8.10]. Hence, these models are often referred to as piecewise constant regression models, since the tree output is constant on each terminal node.

In decision tree terminology, a tree is grown by recursively reducing node impurity, which, for regression trees with CART, is determined by within node sample variance. To accomplish this, each parent node is split into daughter nodes using the variable and split point producing the largest decrease in impurity. The optimal split point is obtained by optimizing the CART splitting protocol. To this end, consider splitting a regression tree T at a node \mathbf{t} . Let s be a candidate split for a variable X that splits \mathbf{t} into left and right daughter nodes \mathbf{t}_L and \mathbf{t}_R according to whether $X \leq s$ or $X > s$. These two nodes will be denoted by $\mathbf{t}_L = \{\mathbf{X} \in \mathbf{t} : X \leq s\}$ and $\mathbf{t}_R = \{\mathbf{X} \in \mathbf{t} : X > s\}$. The impurity of \mathbf{t} for CART regression trees is

$$\hat{\Delta}(\mathbf{t}) = \frac{1}{N(\mathbf{t})} \sum_{\mathbf{X}_i \in \mathbf{t}} (Y_i - \bar{Y}_{\mathbf{t}})^2,$$

where $\bar{Y}_{\mathbf{t}}$ is the sample mean for \mathbf{t} and $N(\mathbf{t})$ is the number of observations in \mathbf{t} . Similarly, the within sample variance for a daughter node is

$$\hat{\Delta}(\mathbf{t}_L) = \frac{1}{N_L(\mathbf{t})} \sum_{\mathbf{X}_i \in \mathbf{t}_L} (Y_i - \bar{Y}_{\mathbf{t}_L})^2, \quad \hat{\Delta}(\mathbf{t}_R) = \frac{1}{N_R(\mathbf{t})} \sum_{\mathbf{X}_i \in \mathbf{t}_R} (Y_i - \bar{Y}_{\mathbf{t}_R})^2,$$

where $\bar{Y}_{\mathbf{t}_L}$ is the sample mean for \mathbf{t}_L and $N_L(\mathbf{t})$ is the sample size of \mathbf{t}_L (similar definitions apply to \mathbf{t}_R). The decrease in impurity under the split s for X equals [11, Definition 8.13]

$$\hat{\Delta}(s, \mathbf{t}) = \hat{\Delta}(\mathbf{t}) - [\hat{p}(\mathbf{t}_L)\hat{\Delta}(\mathbf{t}_L) + \hat{p}(\mathbf{t}_R)\hat{\Delta}(\mathbf{t}_R)] \quad (1)$$

where $\hat{p}(\mathbf{t}_L) = N_L(\mathbf{t})/N(\mathbf{t})$ and $\hat{p}(\mathbf{t}_R) = N_R(\mathbf{t})/N(\mathbf{t})$ are the proportions of observations in \mathbf{t}_L and \mathbf{t}_R , respectively.

The use of (1) to evaluate each candidate split involves several passes over the training data with the consequent computational costs when handling problems with a large number of predictor variables and observations. This is particularly serious in the current setting of continuous variables—the major computational bottleneck of growing trees. Fortunately, the use of the least squares error criterion and the use of averages in the terminal nodes permit further simplifications of the formulas described above. Using the sum of squares decomposition, $\hat{\Delta}(s, \mathbf{t})$ can equivalently be expressed as

$$\hat{p}(\mathbf{t}_L)\hat{p}(\mathbf{t}_R) \left[\frac{1}{N_L(\mathbf{t})} \sum_{\mathbf{x}_i \in \mathbf{t}_L} Y_i - \frac{1}{N_R(\mathbf{t})} \sum_{\mathbf{x}_i \in \mathbf{t}_R} Y_i \right]^2, \quad (2)$$

or

$$\frac{\hat{p}(\mathbf{t}_L)}{\hat{p}(\mathbf{t}_R)} \left[\frac{1}{N_L(\mathbf{t})} \sum_{\mathbf{x}_i \in \mathbf{t}_L} Y_i - \frac{1}{N(\mathbf{t})} \sum_{\mathbf{x}_i \in \mathbf{t}} Y_i \right]^2. \quad (3)$$

This expression implies that one can find the best split for a continuous variable with just a single pass over the data, without the need to calculate averages and sums of squared differences for these averages. It should be stressed that this alternative expression is unique to the least squares error criterion with averages in the terminal nodes of the trees.

The tree T is grown recursively by finding the split point s that maximizes $\hat{\Delta}(s, \mathbf{t})$. The particular variable chosen is the one that gives the largest reduction in impurity over \mathbf{t} . We write $j_{\mathbf{t}}$ to denote the splitting variable chosen in node \mathbf{t} . We denote the optimized split point by \hat{s} and the optimally split nodes by $\hat{\mathbf{t}}_L$ and $\hat{\mathbf{t}}_R$. Maximizing $\hat{\Delta}(s, \mathbf{t})$ is also equivalent to minimizing

$$\hat{p}(\mathbf{t}_L)\hat{\Delta}(\mathbf{t}_L) + \hat{p}(\mathbf{t}_R)\hat{\Delta}(\mathbf{t}_R). \quad (4)$$

In other words, CART seeks the split-point \hat{s} that minimizes the weighted sample variance.

A direct analysis of regression trees using the finite sample splitting criterion $\hat{\Delta}$ is challenging and obfuscates some of the inner mechanisms that makes tree-based learning with CART desirable. Instead, to remain true to the original CART procedure while still being able theoretically study its dynamics, we work under an asymptotic data setting for determining splits and therefore replace $\hat{\Delta}(s, \mathbf{t})$ with its analog based on population parameters:

$$\hat{\Delta}(s, \mathbf{t}) \xrightarrow{n \rightarrow +\infty} \Delta(s, \mathbf{t}) \triangleq \Delta(\mathbf{t}) - [p(\mathbf{t}_L)\Delta(\mathbf{t}_L) + p(\mathbf{t}_R)\Delta(\mathbf{t}_R)], \quad (5)$$

where $\Delta(\mathbf{t})$ is the conditional population variance $\Delta(\mathbf{t}) = \text{Var}[Y \mid \mathbf{X} \in \mathbf{t}]$ and $\Delta(\mathbf{t}_L)$ and $\Delta(\mathbf{t}_R)$ are the daughter conditional variances

$$\Delta(\mathbf{t}_L) = \text{Var}[Y \mid X \leq s, \mathbf{X} \in \mathbf{t}], \quad \Delta(\mathbf{t}_R) = \text{Var}[Y \mid X > s, \mathbf{X} \in \mathbf{t}],$$

and $p(\mathbf{t}_L)$ and $p(\mathbf{t}_R)$ are the conditional probabilities of the daughter nodes arising from the split s , i.e.,

$$p(\mathbf{t}_L) = \mathbb{P}[X \leq s \mid \mathbf{X} \in \mathbf{t}], \quad p(\mathbf{t}_R) = \mathbb{P}[X > s \mid \mathbf{X} \in \mathbf{t}].$$

Note that $p(\mathbf{t}_L)$ is also the distribution function of $X \mid \mathbf{X} \in \mathbf{t}$. We will occasionally write $p(s \mid \mathbf{t})$ instead of $p(\mathbf{t}_L)$ to highlight dependence on the split s . The density function of $X \mid \mathbf{X} \in \mathbf{t}$, that is, $\frac{\partial}{\partial s} \mathbb{P}[X \leq s \mid \mathbf{X} \in \mathbf{t}]$, will be denoted by $p'(\mathbf{t}_L)$ or $p'(s \mid \mathbf{t})$.

Under our framework, we optimize the infinite sample splitting criterion instead of the empirical one (1). The splitting protocol $\Delta(s, \mathbf{t})$ can be viewed as the infinite sample counterpart and that the optimal split values are given by an oracle. The maximizer of $\Delta(s, \mathbf{t})$ is denoted by s^* , i.e., $s^* = \arg \max_s \Delta(s, \mathbf{t})$. Despite this tweak, we stress that only splits are determined from an infinite sample quantity; all other aspects of the regression tree (e.g., terminal node values, variables selected for candidate splits) are determined from the learning sample. More specifically, the regression tree still outputs $\frac{1}{N(\mathbf{t})} \sum_{\mathbf{X}_i \in \mathbf{t}} Y_i$, except that \mathbf{t} is determined through deterministic means. Since the recursive partitions obtained from $\hat{\Delta}(s, \mathbf{t})$ govern the bias of the tree, our study of the partitions created from the infinite sample version $\Delta(s, \mathbf{t})$ is in much the same vein as the study of kernel or nearest neighbors regression with (oracle) infinite sample, optimal parameters (e.g., bandwidth or number of nearest neighbors). If the number of observations within \mathbf{t} is large, then we can expect $s^* \approx \hat{s}$ (via an empirical process argument) and hence our infinite sample setting is a good approximation to CART with empirical splits.

The infinite sample analogs of (4), (2), and (3) are

$$\begin{aligned} & p(\mathbf{t}_L)\Delta(\mathbf{t}_L) + p(\mathbf{t}_R)\Delta(\mathbf{t}_R), \\ & p(\mathbf{t}_L)p(\mathbf{t}_R) [\mathbb{E}[Y \mid \mathbf{X} \in \mathbf{t}, X \leq s] - \mathbb{E}[Y \mid \mathbf{X} \in \mathbf{t}, X > s]]^2, \end{aligned} \quad (6)$$

and

$$\frac{p(\mathbf{t}_L)}{p(\mathbf{t}_R)} [\mathbb{E}[Y \mid \mathbf{X} \in \mathbf{t}, X \leq s] - \mathbb{E}[Y \mid \mathbf{X} \in \mathbf{t}]]^2,$$

respectively. We let \mathbf{t}_L^* and \mathbf{t}_R^* denote the optimally split daughter nodes, respectively. The subnode of variable X within node \mathbf{t} is denoted by $[a(\mathbf{t}), b(\mathbf{t})]$, where $a(\mathbf{t}) < b(\mathbf{t})$.

4.1 A note on notation

Up until now, we have assumed that the split occurs along a generic coordinate X . However, in the multi-dimensional setting, there will be a need to specify the coordinate index.

Therefore, we will write $\Delta(j, s, \mathbf{t})$ to denote $\Delta(s, \mathbf{t})$ when the coordinate being split is X_j . For the same reason, we write $p_j(\mathbf{t}_L)$ and $p_j(s|\mathbf{t})$ in lieu of $p(\mathbf{t}_L)$ and $p(s|\mathbf{t})$, respectively. Similar definitions will hold for the subnode $[a_j(\mathbf{t}), b_j(\mathbf{t})]$. In general, if the index j is omitted on any quantity, it should be understood that we are considering a generic variable X . Finally, note that the optimal split s^* for a node \mathbf{t} depends on \mathbf{t} and therefore should technically be written as $s_{\mathbf{t}}^*$, however, we suppress this dependence for brevity and assume that it holds implicitly.

5 Data-analytic quantities for interpretation and visualization

Pertinent to many tasks in data analysis is model interpretability. For black-box models such as random forests, this is usually performed through visualizing the output as a function of one or two variables and assessing the role each predictor variable plays in determining the output. Here we review two of the most popular quantities associated with decision tree ensembles for this purpose.

5.1 Partial dependence function

One useful device for visualizing the influence of a particular variable on the output is the so-called *partial dependence function*. By looking simultaneously at the *partial dependence plots*—i.e., a trellis of plots of the partial dependence functions for each variable—one can obtain a visual description of a multivariable predictor. Here we define the *local partial dependence function* within node \mathbf{t} via

$$\bar{F}_j(x_j, \mathbf{t}) = \mathbb{E}[Y \mid \mathbf{X} \in \mathbf{t}, X_j = x_j] = \int f(x_j, \mathbf{x}_{\setminus j}) \mathbb{P}_{\mathbf{X}_{\setminus j} \mid \mathbf{X} \in \mathbf{t}, X_j = x_j}(d\mathbf{x}_{\setminus j}),$$

where $\mathbb{P}_{\mathbf{X}_{\setminus j} \mid \mathbf{X} \in \mathbf{t}, X_j = x_j}(d\mathbf{x}_{\setminus j}) = \frac{\mathbb{P}_{(x_j, \mathbf{x}_{\setminus j}) \mid \mathbf{X} \in \mathbf{t}}(d\mathbf{x}_{\setminus j})}{\frac{\partial}{\partial x_j} \mathbb{P}[X \leq x_j \mid \mathbf{X} \in \mathbf{t}]}$. Note that $\bar{F}_j(x_j, \mathbf{t})$ is the best least squares approximation to $f(\mathbf{X})$ in \mathbf{t} as a function of X_j alone. For brevity, we write $\bar{F}'_j(x_j, \mathbf{t})$ to denote the derivative $\frac{\partial}{\partial x_j} \bar{F}_j(x_j, \mathbf{t})$. We also define the *mean-centered local partial dependence function* as

$$\begin{aligned} \bar{G}_j(x_j, \mathbf{t}) &= \bar{F}_j(x_j, \mathbf{t}) - \int \bar{F}_j(x_j, \mathbf{t}) \mathbb{P}_{X_j \mid \mathbf{X} \in \mathbf{t}}(dx_j) \\ &= \mathbb{E}[Y \mid \mathbf{X} \in \mathbf{t}, X_j = x_j] - \mathbb{E}[Y \mid \mathbf{X} \in \mathbf{t}], \end{aligned}$$

that is, $\bar{G}_j(x_j, \mathbf{t})$ is $\bar{F}_j(x_j, \mathbf{t})$ minus its mean value over the node.

Strictly speaking, $\bar{F}_j(\cdot, \mathbf{t})$ is *not* the same as the partial dependence function in the sense of [16, Section 8.2] or [21, Section 10.13.2], where, instead of ignoring the effects of $\mathbf{X}_{\setminus j}$, one looks at the dependence of f on X_j in \mathbf{t} *after* averaging with respect to the marginal

distribution of the other covariates $\mathbf{X}_{\setminus j}$, i.e., $\overline{F}_j(x_j, \mathbf{t}) = \int f(x_j, \mathbf{x}_{\setminus j}) \mathbb{P}_{\mathbf{X}_{\setminus j} | \mathbf{X} \in \mathbf{t}}(d\mathbf{x}_{\setminus j})$. However, when X_j and $\mathbf{X}_{\setminus j}$ are independent (for example, as in the uniform case), the two definitions coincide.

Of course, in practice one would integrate an estimate \hat{f} of f against the empirical distribution, so that, for example,

$$\overline{F}_j(x_j, \mathbf{t}) = \frac{1}{N(\mathbf{t})} \sum_{\mathbf{x}_i \in \mathbf{t}} \hat{f}(x_j, \mathbf{x}_{i \setminus j}). \quad (7)$$

A desirable property of tree-based models is that the partial dependence function (7) can be quickly computed from the tree itself, without passing over the data each time it is to be evaluated.

5.2 Variable importance measures and variable influence ranking

Another attractive feature of tree-based ensembles is that one can compute, essentially for free, various measures of variable importance (or influence) using the optimal split points and their corresponding impurities. These measures are used to rank the influence of each variable in determining the output, which in turn, can be used to identify the most relevant predictors for further investigation. For random forests, one canonical and widely used measure is the Mean Decrease in Impurity (MDI) [16, Section 8.1], [11, Section 5.3.4], [21, Sections 10.13.1 & 15.3.2]², defined as the weighted sum of largest impurity decreases over all nonterminal nodes in the tree, averaged over all trees in the forest, i.e.,

$$\widehat{\text{MDI}}(X_j) = \frac{1}{\#T} \sum_T \widehat{\text{MDI}}(X_j; T),$$

where

$$\widehat{\text{MDI}}(X_j; T) = \sum_{\substack{\mathbf{t} \in T \\ j \in \mathbf{t}}} \hat{p}(\mathbf{t}) \hat{\Delta}(j, \hat{s}, \mathbf{t})$$

and $\hat{p}(\mathbf{t}) = N(\mathbf{t})/n$ is the proportion of observations that land in node \mathbf{t} .

The next definition of variable importance generalizes MDI and localizes it to a particular terminal node. Instead of summing over all nonterminal nodes, only nodes that are ancestors of the terminal node are considered.

²Another commonly used and possibly more accurate measure is Mean Decrease in Accuracy (MDA), defined as the average difference in out-of-bag error before and after randomly permuting the values of X_j in out-of-bag samples over all trees. However, as with all permutation based methods, computational issues are present. Compare MDA with MDI which can be computed as each tree is grown with no additional cost. Both MDI and MDA are calculated in `randomForest` package in R with `randomForest(..., importance = TRUE)` and in the `scikit-learn` library in Python with `attribute feature_importances_`

Definition 1 (Local variable importance). *Let T be a decision tree and $\mathbf{t} \in T$ be a terminal node. Let $j_{\mathbf{t}'}$ denote the index of the variable selected to split along at a parent node \mathbf{t}' of \mathbf{t} . The local variable importance of X_j within \mathbf{t} is defined by*

$$\widehat{MDI}(X_j; \mathbf{t}) = \sum_{\substack{\mathbf{t}' \supset \mathbf{t} \\ j_{\mathbf{t}'} = j}} \widehat{w}(j, s^*, \mathbf{t}') \widehat{\Delta}(j, s^*, \mathbf{t}'), \quad (8)$$

where the sum extends over all ancestor nodes \mathbf{t}' of \mathbf{t} such that $j_{\mathbf{t}'} = j$ and the weights $\{\widehat{w}(j, s^*, \mathbf{t}')\}$ are nonnegative. That is, $\widehat{MDI}(X_j; \mathbf{t})$ is a weighted sum of largest impurity decreases $\widehat{\Delta}(j, s^*, \mathbf{t}')$ along a path of the tree from the root node to terminal node \mathbf{t} . The infinite sample version of $\widehat{MDI}(X_j; \mathbf{t})$, denoted by $MDI(X_j; \mathbf{t})$, is defined by

$$MDI(X_j; \mathbf{t}) = \sum_{\substack{\mathbf{t}' \supset \mathbf{t} \\ j_{\mathbf{t}'} = j}} w(j, s^*, \mathbf{t}') \Delta(j, s^*, \mathbf{t}'), \quad (9)$$

the weights $\{w(j, s^*, \mathbf{t}')\}$ are nonnegative.

6 Summary of results

6.1 Distributional assumptions

Before we continue, let us first state the main distributional assumptions on the predictor variables.

Assumption 1. *For each node \mathbf{t} , the distribution function $\mathbb{P}[X_j \leq x_j \mid \mathbf{X} \in \mathbf{t}]$ is strictly increasing.*

Assumption 1 is quite mild and holds if the joint density $p_{\mathbf{X}}$ never vanishes.³

Assumption 2. *For each variable X_j , node \mathbf{t} , and split s ,*

$$\mathbb{P}[X_j \leq s \mid X_j \in [a, b]] \geq \eta \mathbb{P}[X_j \leq s \mid \mathbf{X} \in \mathbf{t}] \text{ and} \quad (10)$$

$$\mathbb{P}[X_j > s \mid X_j \in [a, b]] \geq \eta \mathbb{P}[X_j > s \mid \mathbf{X} \in \mathbf{t}], \quad (11)$$

for some universal constant $\eta \in (0, 1]$.

Assumption 2 is a little more restrictive than Assumption 1, yet it still allows for dependency structures among the predictor variables. For example, it holds if the joint density function of the features is uniformly bounded above and below by constant multiples of the product of its marginal densities, i.e.,

$$c_2 p_{X_1}(x_1) \cdots p_{X_d}(x_d) \leq p_{\mathbf{X}}(\mathbf{x}) \leq c_1 p_{X_1}(x_1) \cdots p_{X_d}(x_d),$$

³This does *not* necessarily mean that the joint density is uniformly bounded below by a positive constant.

for all $\mathbf{x} \in [0, 1]^d$, where c_1 and c_2 are positive constants. In this case, η can be taken to be c_2/c_1 .

The next theorem, our main result, gives a clean interpretable bound on the $\mathbb{P}_{\mathbf{X}}$ -probability of a terminal subnode in terms of the variable importance measure, which in turn, controls the bias of the tree. Specifically, it shows that terminal subnode probability is (exponentially) small in the importance measure attributed to the splitting variable. This bound also corroborates with empirical evidence showing that, although decision trees are highly unstable, their bias tends to be small. Due to space constraints, we furnish the proof in Appendix A.

Theorem 1. *Suppose Assumption 1 and Assumption 2 hold and $[a_j(\mathbf{t}), b_j(\mathbf{t})]$ is a subnode along the j^{th} direction for a terminal node \mathbf{t} . Then,*

$$\mathbb{P}_{\mathbf{X}}[X_j \in [a_j(\mathbf{t}), b_j(\mathbf{t})]] \leq \exp \left\{ -\frac{\eta}{4} \text{MDI}(X_j; \mathbf{t}) \right\}, \quad (12)$$

with weights given by

$$w(j, s^*, \mathbf{t}') = [|\bar{G}_j(s^*, \mathbf{t}')|^2 + \Delta(j, s^*, \mathbf{t}')]^{-1}. \quad (13)$$

Furthermore, if the first-order partial derivatives of the regression function and joint density function of \mathbf{X} exist and are continuous, then

$$w(j, s^*, \mathbf{t}) \geq \left(\frac{2p'_j(s^*|\mathbf{t}')}{|\bar{F}'_j(s^*, \mathbf{t}')|\Delta(j, s^*, \mathbf{t}')} \right)^{2/3}. \quad (14)$$

The main technical tools for proving Theorem 1—Theorem 7 and Theorem 9—characterize $\mathbb{P}[X_j | \mathbf{X} \in \mathbf{t}']$ in terms of the partial dependence function $\bar{F}_j(s^*, \mathbf{t}')$ and reduction in impurity $\Delta(s^*, \mathbf{t}')$. The form of the weights (13) are derived from the first-order conditions of s^* as a global maximum of $\Delta(j, \cdot, \mathbf{t}')$, whereas (14) incorporate both first- and second-order optimality conditions.

Remark 1. *If the regression function is linear and the input is uniformly distributed, then $\text{MDI}(X_j; \mathbf{t})$ with weights (13) equals $K_j(\mathbf{t})$, the number of times the j^{th} variable was selected in a path from the root node to terminal node \mathbf{t} .⁴*

Remark 2. *Theorem 1 implies that $\text{diam}_S(\mathbf{t})$ converges to zero in $\mathbb{P}_{\mathbf{X}}$ -probability when $\text{MDI}(X_j; \mathbf{t}) \rightarrow +\infty$ for each $j \in \mathcal{S}$. According to classic theory for partitioning-based prediction rules, shrinking terminal node diameters is a necessary condition for asymptotic consistency [36].*

In light of (12), it is tantalizing to interpret $\text{MDI}(X_j; \mathbf{t})$ as a local measure of variable importance (albeit in an asymptotic data setting), in the same spirit as $\widehat{\text{MDI}}(X_j; T)$ —that is, a weighted sum of largest impurity decreases. The bound (12) incorporates both the best

⁴Importance measures based on feature selection frequencies are implemented in standard R and Python packages for XGBoost [13].

improvement in impurity and the partial dependence function into a single quantity. This interpretation may theoretically motivate MDI⁵ in the sense that it governs the bias of a regression tree, i.e., the size of a terminal subnode for a variable is small when the MDI for that variable is large.

As a consequence of Theorem 1, we immediately see two important properties of the regression tree:

1. Terminal subnodes with smaller $\mathbb{P}_{\mathbf{X}}$ -probability are along more “important” directions, thus adapting to signal strength in each direction.
2. The adaptation to the importance of the variable is local and depends on a particular terminal node of the tree. Each direction and location of the features requires a different level of granularity in the tree in order to detect and adapt to local changes in the regression surface.

These observations are consistent with [25, Section 4], in that terminal nodes are on average narrower in directions with strong signals than in directions with weak signals. Compare this with local adaptive bandwidth selection in kernel regression [44], [44], where typically one uses a plug-in estimator of the best bandwidth. There, the bias of the kernel estimator with best theoretical bandwidth also depends on the density function of the features and the smoothness (via curvature) of the regression function [43, Equation 5.21].

In light of Theorem 1 and Remark 2, it is natural to ask when $\text{MDI}(X_j, \mathbf{t})$ diverges. We now provide some answers. First, let us mention that studying $\text{MDI}(X_j, \mathbf{t})$ directly is hopeless since it is nearly impossible to give a closed form expression for each $\Delta(j, s^*, \mathbf{t}')$. Nevertheless, by definition of s^* , one can lower bound each $\Delta(j, s^*, \mathbf{t}')$ by $\Delta(j, s', \mathbf{t}')$ for *any* $s' \in [a_j(\mathbf{t}'), b_j(\mathbf{t}')]$. Effectively, this means that to lower bound $\text{MDI}(X_j; \mathbf{t})$, one can replace $\Delta(j, s^*, \mathbf{t}')$ by $\Delta(j, s', \mathbf{t}')$ for any choice s' in $[a_j(\mathbf{t}'), b_j(\mathbf{t}')]$ or by the integrated decrease in impurity $\int_{a_j(\mathbf{t}')}^{b_j(\mathbf{t}')} \Pi(s) \Delta(j, s, \mathbf{t}') ds$ with respect to a prior Π on the splits. This observation is crucial to the forthcoming analysis, since it reduces the burden of finding s^* exactly to finding a suitable choice of s' or prior Π for which $\Delta(j, \cdot, \mathbf{t}')$ is tractable to analyze.

To lower bound the weights in Theorem 1, one is confronted with obtaining a useful upper bound on either $|\overline{G}_j(s^*, \mathbf{t}')|$ for (13) or $|\overline{F}'_j(s^*, \mathbf{t}')|$ for (14). We will see that it typically suffices to bound either by their supremum norm over splits in the parent subnode, and so no explicit knowledge of s^* is required. For the weights (14), one additionally needs to lower bound the conditional density of $X_j \mid \mathbf{X} \in \mathbf{t}'$ at s^* , or $p'_j(s^* | \mathbf{t}')$. This too is a simple task if the joint density of \mathbf{X} is uniformly bounded away from zero by a positive constant, in which case $p'_j(s^* | \mathbf{t}') \geq \inf_s p'_j(s | \mathbf{t}') > 0$.

⁵Its original motivation was based on simple heuristics and so one is left guessing as to why it seems to work. Overall, little is known about the theoretical properties of variable importance measures; see [23, 26] for recent attempts in this direction.

Using these observations, we can show the following. For brevity, we its proof until Appendix A.

Theorem 2. *Suppose the features of \mathbf{X} are independent and the j^{th} direction of f is “not too flat” in the sense that, for each x_j in $[0, 1]$, there is a finite-order partial derivative, say $\frac{\partial^R}{\partial x_j^R} f(x_j, \mathbf{x}_{\setminus j})$, that is nonzero and continuous for all other input coordinates $\mathbf{x}_{\setminus j}$ in $[0, 1]^{d-1}$. More formally, assume*

$$\sup_{x_j \in [0, 1]} \inf_{r \geq 1} \left\{ r : \frac{\partial^r}{\partial x_j^r} f(x_j, \mathbf{x}_{\setminus j}) \neq 0 \text{ for all } \mathbf{x}_{\setminus j} \in [0, 1]^{d-1}, \right. \\ \left. \frac{\partial^r}{\partial x_j^r} f(\cdot) \text{ is continuous at } (x_j, \mathbf{x}_{\setminus j}) \text{ for all } \mathbf{x}_{\setminus j} \in [0, 1]^{d-1} \right\} < +\infty. \quad (15)$$

If additionally Assumption 1 holds, then there exists a positive number $\Lambda_j \in (0, 1]$, depending only on f , such that

$$\text{MDI}(X_j; \mathbf{t}) \geq \Lambda_j K_j(\mathbf{t}),$$

where $K_j(\mathbf{t})$ is the number of times the j^{th} variable is selected in the tree, along a path from the root node to terminal node \mathbf{t} .

Remark 3. *Together, Theorem 1 and Theorem 2 imply that $\text{diam}_S(\mathbf{t})$ converges to zero in $\mathbb{P}_{\mathbf{X}}$ -probability when $K_j(\mathbf{t}) \rightarrow +\infty$ for each $j \in S$.*

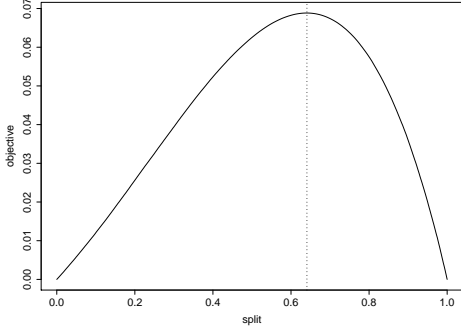
Remark 4. *Condition (15) does not mean that all partial derivatives of f exist and are continuous. For example, the function $f(\mathbf{x}) = x_1 - 1/2 + (x_1 - 1/2)^2 \text{sgn}(x_1 - 1/2)$ has discontinuous second derivative, yet still satisfies the condition.*

Theorem 2 does not show how Λ_j depends on the structure of the regression function. It seems, at least for now, that such results are only available on a case by case basis and obtained with considerable effort. Here we give some example calculations of Λ_j for polynomial and trigonometric functions which decay inversely with the degree and periodicity, respectively. These theoretical results are accompanied by plots (see Fig. 1 and Fig. 2) of $\Delta(j, \cdot, \mathbf{t})$ together with sampling distributions of $\hat{s} = \arg \max_s \hat{\Delta}(j, s, \mathbf{t})$ from a sample size of $n = 100$ over 100 independent replications. Note that here a smaller sample size was purposely chosen to mimic a situation where the split is performed in a deep node and thus likely to contain only a small number of observations. As evidenced by the plots, the optimal splits tend to be closer to the parent subnode boundaries (in this case 0 and 1) with larger degree and periodicity. This phenomenon is manifested in the lower bounds on Λ_j in Example 1 and Example 2—some of the terminal nodes will be large if splits from ancestor nodes are close to their parent node boundaries. In conjunction with Theorem 1 and the inverse relationship between the terminal node size and $\text{MDI}(X_j, \mathbf{t})$ (being a weighted sum of $\Delta(j, s^*, \mathbf{t}')$), the plots also reveal that the splits tend to be near the boundaries when the reduction in impurity is small. In future sections, we will theoretically confirm this (see Theorem 7 and Theorem 9) and show, more generally, that splits occur near the boundaries of the parent subnode whenever $\Delta(j, s^*, \mathbf{t}')$ is small. This phenomenon has also been dubbed “end-cut preference” in the literature [22], [11, Section 11.8]. In Section 10.2, we will study a penalized variant of $\Delta(j, s^*, \mathbf{t}')$ in order to mitigate this effect.

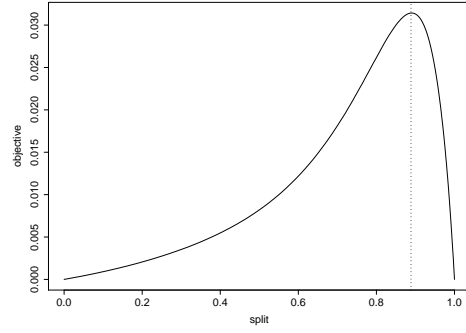
For each of the following three examples, we assume that \mathbf{X} is uniformly distributed.

Example 1. Suppose $f(\mathbf{x}) = \sum_{j=1}^d \beta_j x_j^{k_j}$ for constants $\{\beta_j\}$ and integer $k_j \geq 1$. Then

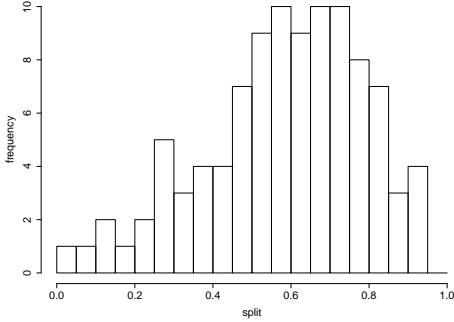
$$\Lambda_j \geq \left(\frac{1}{k_j(k_j + 1)} \right)^{2/3}.$$



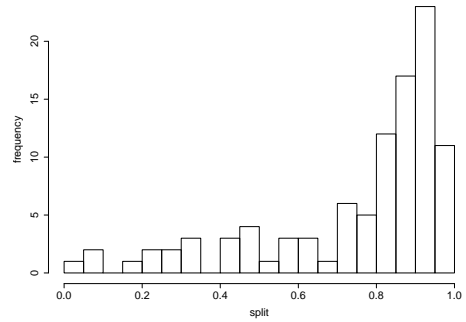
(a) A plot of $s \mapsto \Delta(1, s, [0, 1])$ for $f(\mathbf{x}) = x_1^2$.



(b) A plot of $s \mapsto \Delta(1, s, [0, 1])$ for $f(\mathbf{x}) = x_1^{10}$.



(c) Histogram of \hat{s} for $Y = X^2 + \varepsilon$ ($X \sim \text{Uniform}(0, 1)$, $\varepsilon \sim N(0, 1)$) with $n = 100$ from 100 replications.

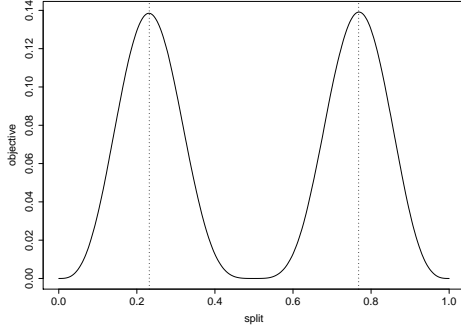


(d) Histogram of \hat{s} for $Y = X^{10} + \varepsilon$ ($X \sim \text{Uniform}(0, 1)$, $\varepsilon \sim N(0, 1)$) with $n = 100$ from 100 replications.

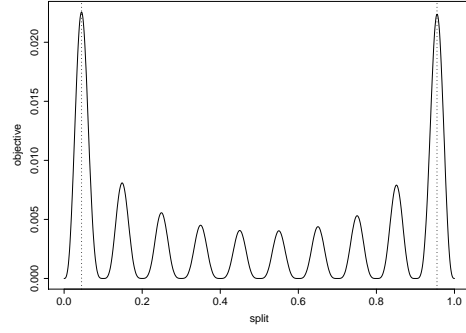
Figure 1: Plots of $s \mapsto \Delta(1, s, [0, 1])$ and corresponding maxima. Histograms show sampling distribution of \hat{s} for $n = 100$ from 100 replications.

Example 2. Suppose $f(\mathbf{x}) = \sum_{j=1}^d \beta_j \sin(2\pi m_j x_j)$ for constants $\{\beta_j\}$ and integer $m_j \geq 1$. There exists a universal constant $C > 0$ such that

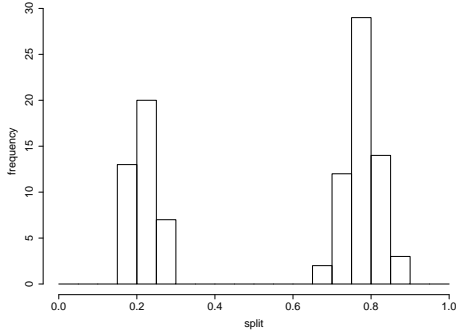
$$\Lambda_j \geq C m_j^{-4/3}.$$



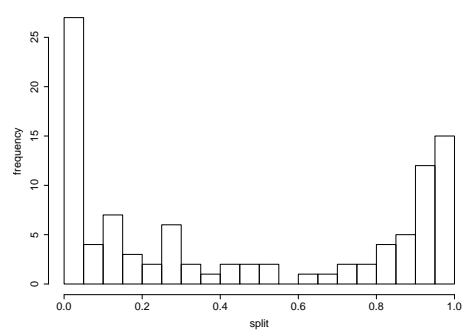
(a) A plot of $s \mapsto \Delta(1, s, [0, 1])$ for $f(\mathbf{x}) = \sin(4\pi x_1)$.



(b) A plot of $s \mapsto \Delta(1, s, [0, 1])$ for $f(\mathbf{x}) = \sin(20\pi x_1)$.



(c) Histogram of \hat{s} for $Y = \sin(4\pi X) + \varepsilon$ ($X \sim \text{Uniform}(0, 1)$, $\varepsilon \sim N(0, 1)$) with $n = 100$ from 100 replications.



(d) Histogram of \hat{s} for $Y = \sin(20\pi X) + \varepsilon$ ($X \sim \text{Uniform}(0, 1)$, $\varepsilon \sim N(0, 1)$) with $n = 100$ from 100 replications.

Figure 2: Plots of $s \mapsto \Delta(1, s, \mathbf{t})$ and corresponding maxima. Histograms show sampling distribution of \hat{s} for $n = 100$ from 100 replications.

Our final example is a quintessential non-additive regression function known as “Friedman #1” from [15, Section 4.3].

Example 3. *Suppose*

$$f(\mathbf{x}) = 10 \sin(\pi x_1 x_2) + 20(x_3 - 1/2)^2 + 10x_4 + 5x_5. \quad (16)$$

Then each Λ_j is bounded below in the following table.

Variable j	$\Lambda_j \geq$
1	$1/(2\pi^2)$
2	$1/(2\pi^2)$
3	$(1/12)^{2/3}$
4	$(1/4)^{1/3}$
5	$(1/4)^{1/3}$

Table 1: Lower bounds on Λ_j for $j = 1, 2, 3, 4, 5$. For $j = 1, 2$, we use Lemma 8, for $j = 3$, we use Lemma 7, and for $j = 4, 5$, we use Example 1 with $k_j = 1$.

7 Assumptions on the regressand

Note that variable “irrelevance” is not the same as conditional independence, i.e., $Y \perp X_j \mid \mathbf{X} \in \mathbf{t}$, as some variable X_j can be irrelevant in the sense that $\Delta(j, \cdot, \mathbf{t}) = 0$, yet it still influences the distribution of output values, i.e., $Y \not\perp X_j \mid \mathbf{X} \in \mathbf{t}$.⁶ Therefore, in order to ensure that $\text{MDI}(X_j, \mathbf{t})$ is large for all nodes \mathbf{t} in direction with a strong signal, i.e., $j \in \mathcal{S}$, we need a condition like (15) so that the regressand is marginally “not too flat” and hence $\Delta(j, s^*, \mathbf{t}) > 0$. Condition (15) is sufficient (but not necessary⁷) for the existence of a positive Λ_j which depends only on the regression function. Some examples of functions that are problematic include flat functions, i.e., $f(\mathbf{x}) = e^{-1/x_1^2} \mathbb{1}_{\{x_1 \neq 0\}}$, or functions with derivatives having essential discontinuities, i.e., $f(\mathbf{x}) = x_1^2 \sin(1/x_1) \mathbb{1}_{\{x_1 \neq 0\}}$. In both cases, $\Delta(1, s^*, \mathbf{t}) > 0$ for all subnodes—however, Λ_1 must equal zero. In the multivariable case, the function $f(\mathbf{x}) = x_1 + x_2 - 2x_1x_2$ does not satisfy (15) because $f(x_1, 1/2)$ and $f(1/2, x_2)$ are both equal to $1/2$ and therefore constant. In fact, if \mathbf{X} is uniformly distributed and $\mathbf{t} = [0, 1]^2$, then integrating out either direction yields a constant function on $[0, 1]$ and hence $\Delta(j, s^*, \mathbf{t}) = 0$ for $j = 1, 2$. More generally, if $\Delta(j, \cdot, \mathbf{t}) = 0$ for $j = 1, 2, \dots, d$, then any split along any variable in \mathbf{t} results in a zero decrease in impurity [35, Technical Lemma 1], despite the fact that the regression function may be nonconstant on its entire domain. Such a situation may lead one to erroneously classify certain features as “weak” when they may not be so. Practically speaking, this means that the CART algorithm may ignore certain variables and therefore fail to create a fine enough partition of $[0, 1]^d$, which may introduce a large amount of bias. Consider again the example $f(\mathbf{x}) = x_1x_2 - 2x_1x_2$. Any further splitting via the CART protocol will result in zero impurity reduction. Thus, one may be tempted to assume the function is constant on the node when in fact f “strongly” depends on both variables. However, if (15) holds and $\Delta(j, \cdot, \mathbf{t})$ is zero for all splits $s \in [a_j(\mathbf{t}), b_j(\mathbf{t})]$ for $j = 1, 2, \dots, d$, then f is constant on \mathbf{t} and therefore the bias of the tree on that subnode is zero, since f has zero oscillation. Thus, even though the

⁶See [26] for more details along these lines.

⁷For example, in one dimension, there are examples of regressands whose r^{th} order derivatives in (15) have jump or removable discontinuities, yet $\Lambda_j > 0$.

diameters of the nodes may not converge to zero (which could occur if the algorithm does not create fine enough partitions of a subnode from splitting), if the reduction in impurity is identically zero for all splits, then for purposes of controlling the approximation and estimation errors, one can safely ignore the function entirely on that node, regardless of whether the algorithm actually performs any further splitting.

Despite the aforementioned difficulties, we show in the sequel that any linear combination of Gaussian radial basis functions with positive weights also satisfies (15). To this end, consider the function class

$$\mathcal{F} = \left\{ f(\mathbf{x}) = \sum_{k=1}^K w_k \psi((\mathbf{x} - \boldsymbol{\mu}_k)^\top \mathbf{D}_k (\mathbf{x} - \boldsymbol{\mu}_k)), \right. \\ \left. K \in \mathbb{Z}^+, w_k \geq 0, \boldsymbol{\mu}_k \in \mathbb{R}^d, \mathbf{D}_k = \text{diag}(h_1, \dots, h_d), h_j \geq 0 \right\},$$

where $\psi(z) = e^{-z/2}$. We allow for the possibility that \mathbf{D}_k contains diagonal entries that are equal to zero, with the interpretation that the corresponding term is independent (constant) in that coordinate. It is known that \mathcal{F} is a dense subclass of all positive continuous functions on $[0, 1]^d$ [30]. We have the following theorem.

Theorem 3. *If the features of \mathbf{X} are independent, then any $f \in \mathcal{F}$ satisfies (15).*

Proof. Without loss of generality, suppose each weight of combination w_k is strictly positive. Then $f(\mathbf{x})$ as a function of x_j has the form of a one-dimensional combination of Gaussian radial basis functions with positive weights, i.e., $\sum_{k=1}^K w'_k \psi(h_k^2(x_j - \mu_k)^2/2)$, where $w'_k > 0$, $h_k \geq 0$, and μ_k belongs to \mathbb{R} . It can further be assumed without loss of generality that each Gaussian function $\psi(h_k^2(x_j - \mu_k)^2/2)$ in the sum is distinct. Suppose that $\sum_{k=1}^K w'_k \psi(h_k^2(x_j - \mu_k)^2/2) = C$ for all $x_j \in [a(\mathbf{t}), b(\mathbf{t})]$ and $\mathbf{x}_{\setminus j} \in [0, 1]^{d-1}$, which would correspond to $\Delta(j, s, \mathbf{t}) = 0$ for all $s \in [a_j(\mathbf{t}), b_j(\mathbf{t})]$. Then its derivative with respect to x_j is equal to $-\sum_{k=1}^K h_k^2 w'_k (x_j - \mu_k) \psi(h_k^2(x_j - \mu_k)^2/2) = 0$. Thus, one is confronted with the question about the multiplicity of ways to represent the zero function of an exponential polynomial. To answer this, consider the following lemma, which is a special case of a much more general result in complex analysis [24, Theorem 1.6], [19] and can be deduced using induction and differentiation. For the sake of completeness, we include its proof in Appendix A.

Lemma 1 (Linear independence of exponential polynomials). *Suppose P_1, \dots, P_K are distinct polynomials without constant terms and R_1, \dots, R_K are polynomials. If $\sum_{k=1}^K R_k e^{P_k} = 0$ on an open interval, then $R_1 = \dots = R_K = 0$.*

Note that $\sum_{k=1}^K h_k^2 w'_k (x_j - \mu_k) \psi(h_k^2(x_j - \mu_k)^2/2)$ is an exponential polynomial of the form $\sum_{k=1}^K R_k(x_j) e^{P_k(x_j)}$ and hence by Lemma 1 above, $R_k(x) \propto h_k^2 w'_k (x_j - \mu_k) = 0$, implying that $h_k = 0$ for all k (since $w'_k > 0$). Thus f is constant in x_j on $[0, 1]$. \square

Individual decision trees are not good predictors, since their high variability makes them generalize poorly to new data. Random forests are an archetypal example of variance reduction via ensemble averaging, where many weak predictors (such as decision trees) are combined to form a stronger predictor. Next, we will use Theorem 1 and Theorem 2 to show asymptotic consistency of random forests grown with the infinite sample CART criterion.

8 Application to random forests

Random forests are ubiquitous among ensemble averaging algorithms because of their ability to reduce overfitting, handle high-dimensional sparse settings, and efficient implementation. Due to these attractive features, they have been widely adopted and applied to various prediction and classification problems, such as those encountered in bioinformatics and computer vision. The base learner for a random forest is a binary tree constructed using the methodology of CART. Naturally, some of our analysis for decision trees can be carried over to random forests. We explore this application in this section.

Random forests grow an ensemble of `ntree` regression trees.⁸ Each tree is grown independently using a bootstrap sample of the original data (also known as a bagged decision tree). As with traditional decision trees, terminal nodes of the tree consist of the predicted values which are then aggregated by averaging to obtain the random forest predictor. Unlike CART decision trees, random forest trees are grown nondeterministically with two levels of randomization. In addition to the randomization introduced by growing the tree using a bootstrap sample, a second layer of randomization is injected with a random feature selection mechanism. Here, instead of splitting a tree node using all d features, the random forest algorithm selects, at each node of each tree, a random subset of `mtry` potential variables that are used to further refine the tree node by splitting. The number of potential variables `mtry` is often much smaller than d ; for regression, the default value is $\lfloor d/3 \rfloor$. This two-level randomization is designed to decorrelate trees and therefore reduce variance. To reduce bias, random forest trees are grown deeply—in fact, each tree is grown as deeply as possible with the stipulation that each terminal node contains at least `nodesize` observations.

More concretely, a random forest is a predictor that is built from an ensemble of randomized base regression trees $\{f_n(\mathbf{x}; \Theta_m, \mathcal{D}_n)\}_{1 \leq m \leq \text{ntree}}$. The sequence $\{\Theta_m\}_{1 \leq m \leq \text{ntree}}$ consists of i.i.d. realizations of a random variable Θ , which governs the probabilistic mechanism that builds each tree. These individual random trees are aggregated to form the final output

$$\hat{f}_n(\mathbf{x}; \Theta_1, \dots, \Theta_{\text{ntree}}, \mathcal{D}_n) \triangleq \frac{1}{\text{ntree}} \sum_{m=1}^{\text{ntree}} f_n(\mathbf{x}; \Theta_m, \mathcal{D}_n). \quad (17)$$

⁸In what follows, we use typewriter fonts for the variable names in the `randomForest` package in R.

When `ntree` is large, the law of large numbers justifies using

$$\widehat{f}(\mathbf{x}) = \widehat{f}_n(\mathbf{x}; \Theta, \mathcal{D}_n) \triangleq \mathbb{E}_{\Theta} [f_n(\mathbf{x}; \Theta, \mathcal{D}_n)],$$

in lieu of (17), where \mathbb{E}_{Θ} denotes expectation with respect to Θ , conditionally on \mathcal{D}_n . We shall henceforth work with these infinite sample versions (i.e., infinite number of trees) of their empirical counterparts (i.e., finite number of trees).

In the infinite sample setting, the random feature selection idea proceeds as follows. First randomly select a subset `Mtry` of `mtry` of the d coordinates. Then, for each selected coordinate, calculate the best split s^* that maximizes $\Delta(j, s, \mathbf{t})$ and store the corresponding maximum value $\Delta(j, s^*, \mathbf{t})$. Finally, select one variable j^* at random among the largest of $\{\Delta(j, s^*, \mathbf{t})\}_{j \in \text{Mtry}}$ to further split along within a subnode defined by a current split [34, Equation 2], [11, Section 11.2]. For a more detailed discussion of the algorithm, see [34].

Researchers have spent a great deal of effort in understanding theoretical properties of various streamlined versions of Breiman’s original algorithm [17, 18, 2, 7, 14, 5, 33]. See [6] for a comprehensive overview of current theoretical and practical understanding. Unlike Breiman’s CART algorithm, these stylized versions are typically analyzed under the assumption that the probabilistic mechanism Θ that governs the construction of each tree *does not depend* on the pair (\mathbf{X}, Y) (i.e., the splits are not data dependent), largely with the intent of reducing the complexity of their theoretical analysis. Such models are referred to as “purely random forests” [18]. Indeed, the author has worked on a variant, known as a “centered random forest”, of Breiman’s original algorithm and also proposed by him in a technical report [9] and later studied by [5]. In this model, the splits are performed at the midpoint of each subnode and hence corresponds to a special case the present paper, where the input distribution is uniform and the regression surface is linear.

On the other hand, for random forest models that do incorporate bootstrapping or where the splits are determined by optimizing some empirical objective, recent works have proved properties like asymptotic consistency or normality [29, 40, 41, 34]. However, these results are asymptotic in nature, and it is difficult to determine the quality of convergence as a function of the parameters of the random forest, e.g., sample size, dimension, sparsity level, and depth to which the individual trees are grown.

Inspired by the results of Corollary 1 and [33, Theorem 4.1], we now show asymptotic consistency for random forests with splits determined by the infinite sample CART sum of squares criterion. Consistency of random forests with CART (albeit, with the finite sample criterion) was previously only known when the regression function has an additive structure [34]. While this work provides insight into the complicated and subtle mechanisms of random forests, it still does not adequately explain its potential as a general nonparametric method. For example, additive models are not flexible enough to allow for interactions among covariates (which limits their flexibility for multi-dimensional statistical modeling), and there are already other highly effective training algorithms such as backfitting [10].

Let us now briefly describe the random feature mechanism of random forests. At each step, we select uniformly, without replacement, a subset $\text{Mtry} \subset \{1, \dots, d\}$ of cardinality mtry and then select the variable in Mtry and corresponding split that most decreases impurity within the current subnode.⁹ Finally, we cut the current subnode (corresponding to the selected variable) according to the best split. To be more precise, to ensure that the candidate strong (resp. weak) coordinates have high (resp. low) selection probabilities, first randomly select without replacement a subset Mtry of $\text{mtry} > d - S$ of the d coordinates. Then, for each selected coordinate, calculate the split s^* that minimizes (27) and store the corresponding maximum value $\Delta(j, s^*, \mathbf{t})$. Finally, select one variable at random among the corresponding nonzero elements of $\{\Delta(j, s^*, \mathbf{t})\}_{j \in \text{Mtry}}$ to split along. As is argued in [5, Section 3], this random feature selection procedure will produce selection probabilities $\mathbb{P}_\Theta[j_{\mathbf{t}}(\Theta) = j]$ that equal $1/S$ for $j \in \mathcal{S}$ and zero otherwise. Hence each “strong” variable has an equal chance of being selected, among all “strong” variables.

We follow the terminology of Scornet and call a random forest “totally nonadaptive” if it is built independently of the training set \mathcal{D}_n and if each node is cut exactly k_n times. Due to space constraints, we defer the proof of Theorem 4 until Appendix A.

Theorem 4. *Consider a totally nonadaptive forest predictor $\hat{f}(\mathbf{x}) = \hat{f}_n(\mathbf{x}; \mathcal{D}_n, \Theta)$, where each tree is grown with the infinite sample CART sum of squares criterion (4). Suppose that*

- (a) $f(\mathbf{x})$ is continuous on $[0, 1]^d$;
- (b) $n/2^{k_n} \rightarrow +\infty$ and $k_n \rightarrow +\infty$; and
- (c) $\min_{\mathbf{t}} \text{MDI}(X_j; \mathbf{t}) \rightarrow +\infty$ with \mathbb{P}_Θ -probability one for all $j \in \mathcal{S}$.

Then $\mathbb{E}_{\mathcal{D}_n} \left[\int |f(\mathbf{x}) - \hat{f}(\mathbf{x})|^2 \mathbb{P}_{\mathbf{X}}(d\mathbf{x}) \right] \rightarrow 0$ as $n \rightarrow +\infty$.

Remark 5. *If additionally the regression function satisfies the assumptions of Theorem 2, then $\min_{\mathbf{t}} \text{MDI}(X_j; \mathbf{t}) \geq \Lambda_j K_j$, where $K_j \sim \text{Bin}(1/S, k_n) \rightarrow +\infty$ \mathbb{P}_Θ -almost surely.*

Remark 6. *When coupled with a study of the variance of the forest, our theory for terminal node sizes of individual trees (12) yields finite sample rates of convergence for \hat{f}_n . However we shall choose not to pursue this in the present paper and leave it for future work.*

9 Finite sample analysis

From the perspective of studying the theoretical properties of decision trees, it is desirable if the splits do not separate a small fraction of data points from the rest of the sample. That is, the node counts $N(\mathbf{t})$ should be large enough to contain enough data points so that local estimation valid. On the other hand, the node sizes should be small enough to identify local changes in the regression surface. This is true, for example, if the splitting criterion encourages splits that are performed away from the parent node edges. Perhaps the earliest

⁹One can also think of this as querying an “oracle” for the best splits in the population.

mention of such a condition is [11, Section 12.2], where, en route to establishing asymptotic consistency, it is assumed that the proportion of data points (from a learning sample of size n) in each terminal node is at least $k_n n^{-1} \log n$ for some sequence k_n tending to infinity and that the diameters of the terminal nodes converge to zero in probability. A similar assumption is explicitly made in the analysis of [28] and [42] to ensure that terminal node diameters of the forest tend to zero as the sample size tends to infinity, which as mentioned earlier, is a necessary condition to prove the consistency of partitioning estimates [36], [20, Chapter 4]. A similar property is also satisfied by q quantile forests [33], where each split contains at least a fraction $q \in (0, 1)$ of the observations falling into the parent node. Furthermore, in a Bayesian setting, comparable regularity conditions for partitions have been assumed for theoretical analysis of Bayesian random forests [32, Definition 3.1], [37, Definition 2.4] (e.g., in so-called median or k - d tree partitions [4], each split roughly halves the number of data points inside the node).

From the perspective of adaptive estimation, forcing the recursive partitions to artificially separate a fixed fraction of the data points at each step may be undesirable. Indeed, [22] argues that CART poses a desirable trait of splitting near the edges along noisy variables. This observation together with the fact that one does not know a priori which variables are important leads to the conclusion sacrifice the data-dependent nature of the split criterion in order to satisfy a technical condition needed for analysis. Unfortunately, there are currently no results stating that splits in CART are performed away from the edges. Our results show that these standard assumptions for “valid partitions” (for example, see [28, Assumption 3], [42, Definition 1], or [41, Definition 4]) are satisfied for CART.

9.1 From probability estimates to distance estimates

Suppose for the moment that $\mathbf{X} \sim \text{Uniform}([0, 1]^d)$. Then $\mathbb{P}[X \leq s \mid \mathbf{X} \in \mathbf{t}] = \frac{s - a(\mathbf{t})}{b(\mathbf{t}) - a(\mathbf{t})}$ and hence $Q(p) = a(\mathbf{t}) + p(b(\mathbf{t}) - a(\mathbf{t}))$. By (41), one can deduce that s^* lies between $a(\mathbf{t}) + \frac{b(\mathbf{t}) - a(\mathbf{t})}{2} \Psi$ and $b(\mathbf{t}) - \frac{b(\mathbf{t}) - a(\mathbf{t})}{2} \Psi$. This allows us to go from probability estimates to distance estimates. Inspired by this observation, we impose a general condition on the form of the quantile function $Q(p)$ so that similar conclusions can be made. The assumption can also be interpreted as a regularity condition on $Q(p)$. Roughly, it says that $Q(p)$ cannot be too flat near zero or one.

Assumption 3. *There exist two increasing bijections $q_1 : [0, 1] \rightarrow [0, 1]$ and $q_2 : [0, 1] \rightarrow [0, 1]$ such that for all nodes \mathbf{t} ,*

$$q_1(p) \leq \frac{Q(p) - a(\mathbf{t})}{b(\mathbf{t}) - a(\mathbf{t})} \leq q_2(p), \quad p \in [0, 1].$$

Note that q_1 and q_2 are necessarily continuous. Combining (41) and (64), we have that

$$(b(\mathbf{t}) - a(\mathbf{t}))q_1(\Psi/2) + a(\mathbf{t}) \leq s^* \leq b(\mathbf{t}) - (b(\mathbf{t}) - a(\mathbf{t}))(1 - q_2(1 - \Psi/2)),$$

and

$$\left| s^* - \frac{a(\mathbf{t}) + b(\mathbf{t})}{2} \right| \leq \frac{b(\mathbf{t}) - a(\mathbf{t})}{2} (1 - \Gamma), \quad (18)$$

where $\Gamma = 2 \min\{q_1(\Psi/2), 1 - q_2(1 - \Psi/2)\}$.

We now provide some examples of joint distributions that satisfy Assumption 3. The proofs of each are given in Appendix A.

- (a) *Independent joint density bounded from above and below.* If each X is i.i.d. $\text{Uniform}(0, 1) \sim \text{Beta}(1, 1)$, then $Q(p) = a(\mathbf{t}) + p(b(\mathbf{t}) - a(\mathbf{t}))$ and $q_1(p) = q_2(p) = p$.
- (b) *Independent joint density unbounded from below.* If each X is i.i.d. $\text{Beta}(2, 1)$, then $Q(p) = \sqrt{a^2(\mathbf{t}) + p(b^2(\mathbf{t}) - a^2(\mathbf{t}))}$, $q_1(p) = p$, and $q_2(p) = \sqrt{p}$.
- (c) *Independent joint density unbounded from above.* If each X is i.i.d. $\text{Beta}(1/2, 1)$, then $Q(p) = (\sqrt{a(\mathbf{t})} + p(\sqrt{b(\mathbf{t})} - \sqrt{a(\mathbf{t})}))^2$, $q_1(p) = p^2$, and $q_2(p) = p$.

9.2 Number of observations in nodes

In this section, we give lower bound on (a) the number of observations contained in a daughter node from an optimally split parent node using the finite sample criterion $\hat{\Delta}(\cdot, \mathbf{t})$ (denoted by $\hat{N}_L(\mathbf{t})$ and $\hat{N}_R(\mathbf{t})$) and (b) the distance of the optimal split to the edges of its parent node. Throughout this section, we implicitly assume that Assumption 1, Assumption 2, and Assumption 3 hold for each of the covariates. For simplicity, we assume that \mathcal{S} is equal to the full set of variables, although under Assumption 2, one can also develop lower bounds for the number of observations that land in subnodes along informative directions in \mathcal{S} , i.e., $N_{\mathcal{S}} = \sum_{i=1}^n \mathbb{1}_{\{\mathbf{x}_{i\mathcal{S}} \in \mathbf{t}_{\mathcal{S}}\}}$, where $\mathbf{x}_{\mathcal{S}} = (x_j : j \in \mathcal{S})$ and $\mathbf{t}_{\mathcal{S}} = \{\mathbf{x}_{\mathcal{S}} : a_j \leq x_j \leq b_j, j \in \mathcal{S}\}$ (with analogous definitions for $N_{L\mathcal{S}}$ and $N_{R\mathcal{S}}$). This is a quantity of interest because, from the perspective of estimation, one could still have consistency even if $N_{\mathcal{S}^c} = 0$.

In what follows, we also define $\Gamma = 2 \min\{q_1(\Psi/2), 1 - q_2(1 - \Psi/2)\}$, $p_L = q_2^{-1}(\Gamma^2/2)$, $p_R = 1 - q_1^{-1}(1 - \Gamma^2/2)$, and $p = \min\{p_L, p_R\}$. For example, when $\mathbf{X} \sim \text{Uniform}([0, 1]^d)$, $\Gamma = \Psi$ and $p_L = p_R = \Psi^2/2$.

For the next set of results, we let $\mathcal{S}^* = \arg \max_s \Delta(s, \mathbf{t})$ and $\hat{s} \in \arg \max_s \hat{\Delta}(s, \mathbf{t})$.

Theorem 5. Suppose $N(\mathbf{t})$ is large enough so that, given $N(\mathbf{t})$ and \mathbf{t} , with probability at least $1 - \delta$,

$$\text{dist}(\hat{s}, \mathcal{S}^*) \leq \frac{b(\mathbf{t}) - a(\mathbf{t})}{2} \Gamma (1 - \Gamma). \quad (19)$$

Then with probability at least $1 - \delta$,

$$\frac{b(\mathbf{t}) - a(\mathbf{t})}{2} \Gamma^2 + a(\mathbf{t}) \leq \hat{s} \leq b(\mathbf{t}) - \frac{b(\mathbf{t}) - a(\mathbf{t})}{2} \Gamma^2.$$

If \mathbf{t} is independent of the training data \mathcal{D}_n , then, given $N(\mathbf{t})$ and \mathbf{t} , with probability at least $1 - \delta - 2 \exp\{-Np^2/2\}$,

$$\hat{N}_L(\mathbf{t}) \geq N(\mathbf{t}) \frac{p_L}{2} \quad \text{and} \quad \hat{N}_R(\mathbf{t}) \geq N(\mathbf{t}) \frac{p_R}{2}.$$

Remark 7. The assumption (19) can be recast by saying that the distance between s^* and \hat{s} is less than a constant multiple, namely $\frac{1}{2}\Gamma(1-\Gamma)$, of the length of the parent subnode. [Note that by definition, $\text{dist}(\hat{s}, \mathcal{S}^*) \leq b(\mathbf{t}) - a(\mathbf{t})$.] Such an assumption is not unrealistic, since if $s \mapsto \Delta(s, \mathbf{t})$ is unimodal, [22, Theorem 2] shows $\text{dist}(\hat{s}, \mathcal{S}^*)$ converges weakly to zero. In fact, under additional assumptions, one can characterize the rate of convergence [38, Theorem 3.2.5]. Indeed, [3, 12] show cube root asymptotics (i.e., $n^{1/3}$ rates of convergence) of split points for one-level decision trees (e.g., decision stumps) using the CART sum of squares criterion.

Proof. Combining (18) and (19), it can be deduced via the triangle inequality that

$$\frac{b-a}{2}\Gamma^2 + a \leq \hat{s} \leq b - \frac{b-a}{2}\Gamma^2, \quad (20)$$

with probability at least $1 - \delta$. Next, by (65) and continuity of \mathbf{X} , we have that

$$p = \mathbb{P}[X \leq Q(p) \mid \mathbf{X} \in \mathbf{t}].$$

We use this identity to derive lower bounds on $p(\mathbf{t}_L)$ and $p(\mathbf{t}_R)$ over split points $s \in [a + c, b - c]$ with $c = \frac{b-a}{2}\Gamma^2$. Now, from (20), we have that

$$\begin{aligned} s &\geq a + \frac{b-a}{2}\Gamma^2 \\ &= a + (b-a)q_2(p_L) \\ &\geq Q(p_L), \end{aligned}$$

and hence $p(\mathbf{t}_L) = \mathbb{P}[X \leq s \mid \mathbf{X} \in \mathbf{t}] \geq \mathbb{P}[X \leq Q(p_L) \mid \mathbf{X} \in \mathbf{t}] = p_L$. Furthermore,

$$\begin{aligned} s &\leq b - \frac{b-a}{2}\Gamma^2 \\ &= b - (b-a)(1 - q_1(1 - p_R)) \\ &\leq Q(1 - p_R), \end{aligned}$$

and hence $p(\mathbf{t}_R) = \mathbb{P}[X > s \mid \mathbf{X} \in \mathbf{t}] \geq \mathbb{P}[X > Q(1 - p_R) \mid \mathbf{X} \in \mathbf{t}] = p_R$. We deduce that if $s \in [a + c, b - c]$, then

$$p(\mathbf{t}_L) \geq p_L \quad \text{and} \quad p(\mathbf{t}_R) \geq p_R. \quad (21)$$

By the assumption that \mathbf{t} is independent of the training data \mathcal{D}_n and Lemma 9 in Appendix A, given $N(\mathbf{t})$, $N(\mathbf{t})\hat{p}(\mathbf{t}_L)$ is distributed $\text{Bin}(N(\mathbf{t}), p(\mathbf{t}_L))$ and $N(\mathbf{t})\hat{p}(\mathbf{t}_R)$ is distributed $\text{Bin}(N(\mathbf{t}), p(\mathbf{t}_R))$ [the features of \mathbf{X} need not be independent for this to hold].

If $W \sim X \mid \mathbf{X} \in \mathbf{t}$, then given $N(\mathbf{t})$, $\hat{p}(\mathbf{t}_L)$ has the same distribution as the empirical distribution function of a sample $\{W_i\}_{i=1}^{N(\mathbf{t})}$ from the distribution of W . Hence by the Dvoretzky-Kiefer-Wolfowitz inequality [27], it can be shown that with probability at least $1 - 2\exp\{-2N\epsilon^2 p^2\}$, uniformly over all split points $s \in [a + c, b - c]$,

$$\hat{p}(\mathbf{t}_L) \geq (1 - \epsilon)p(\mathbf{t}_L) \quad \text{and} \quad \hat{p}(\mathbf{t}_R) \geq (1 - \epsilon)p(\mathbf{t}_R),$$

where $\epsilon \in (0, 1/2)$. In particular, for $\mathbf{t}_L = \hat{\mathbf{t}}_L$ and $\mathbf{t}_R = \hat{\mathbf{t}}_R$, with probability at least

$$1 - \delta - 2\exp\{-Np^2/2\},$$

$$\hat{p}(\hat{\mathbf{t}}_L) \geq \frac{1}{2}p_L \quad \text{and} \quad \hat{p}(\hat{\mathbf{t}}_R) \geq \frac{1}{2}p_R. \quad (22)$$

Since $\hat{p}(\mathbf{t}_L) = N_L(\mathbf{t})/N(\mathbf{t})$ and $\hat{p}(\mathbf{t}_R) = N_R(\mathbf{t})/N(\mathbf{t})$, the quantities in (22) are interpretable as lower bounds on the fraction of data points in the optimal daughter node ($\hat{\mathbf{t}}_L$ and $\hat{\mathbf{t}}_R$) that are contained in the parent node \mathbf{t} . A consequence of this analysis is that if Λ is not too small, this fraction is non-negligible. \square

In practice, $a(\mathbf{t})$, $b(\mathbf{t})$, and \mathbf{t} all depend on the data \mathcal{D}_n . We state a refinement of Theorem 5 that allows for data-dependent splits. Essentially it says that if the optimal empirical and population split points are sufficiently close to each other and the fraction of data points contained in the parent node is at least α , then the fraction of data points contained in the daughter node is at least $\alpha\beta$, where β is strictly positive and depends only on q_1 , q_2 , and Λ . In fact, the next theorem shows that one can take $\beta = p/2$ with high probability.

Theorem 6. *Let $\alpha > 0$ and suppose n is large enough so that with probability at least $1 - \delta$,*

$$\text{dist}(\hat{s}, \mathcal{S}^*) \leq \frac{b(\mathbf{t}) - a(\mathbf{t})}{2}\Gamma(1 - \Gamma) \quad \text{and} \quad N(\mathbf{t}) \geq n\alpha. \quad (23)$$

Then with probability at least $1 - \delta$,

$$\frac{b(\mathbf{t}) - a(\mathbf{t})}{2}\Gamma^2 + a(\mathbf{t}) \leq \hat{s} \leq b(\mathbf{t}) - \frac{b(\mathbf{t}) - a(\mathbf{t})}{2}\Gamma^2,$$

and with probability at least $1 - \delta - 16(n^{2d} + 1)\exp\{-n\alpha^2 p^2/512\}$,

$$\hat{N}_L(\mathbf{t}) \geq N(\mathbf{t})\frac{p_L}{2} \quad \text{and} \quad \hat{N}_R(\mathbf{t}) \geq N(\mathbf{t})\frac{p_R}{2}.$$

Proof. The proof is similar to Theorem 5, although we must use a stronger concentration inequality to control an empirical process over a collection of nodes. That is, the proof is based on simultaneous control of the empirical processes

$$\left\{ \frac{1}{n} \sum_{i=1}^n \mathbb{1}_{\{\mathbf{X}_i \in \mathbf{t}\}} : \mathbf{t} \in \mathcal{T} \right\} \quad \text{and} \quad \left\{ \frac{1}{n} \sum_{i=1}^n \mathbb{1}_{\{\mathbf{X}_i \in \mathbf{t}, X \leq s\}} : \mathbf{t} \in \mathcal{T}, s \in [0, 1] \right\},$$

where \mathcal{T} is the collection of all nodes in d dimensions. To this end, define $p(\mathbf{t}) = \mathbb{P}[\mathbf{X} \in \mathbf{t}]$ and $p(s, \mathbf{t}) = \mathbb{P}[\mathbf{X} \in \mathbf{t}, X \leq s]$ so that $p(\mathbf{t}_L) = p(s, \mathbf{t})/p(\mathbf{t})$. We make use of the inequality

$$|\hat{p}(\mathbf{t}_L) - p(\mathbf{t}_L)| \leq \frac{|N_L(\mathbf{t})/n - p(s, \mathbf{t}_L)|}{N(\mathbf{t})/n} + \frac{|N(\mathbf{t})/n - p(\mathbf{t})|}{N(\mathbf{t})/n}, \quad (24)$$

which can be deduced from the triangle inequality. We would like to obtain an upper bound on the probability that

$$\hat{p}(\hat{\mathbf{t}}_L) < (1 - \epsilon)p_L \quad \text{or} \quad \hat{p}(\hat{\mathbf{t}}_R) < (1 - \epsilon)p_R, \quad (25)$$

for $\epsilon = 1/2$. On an event with probability at least $1 - \delta$, it holds that $N(\mathbf{t}) \geq n\alpha$ and $p(\hat{\mathbf{t}}_L) \geq p_L$ and $p(\hat{\mathbf{t}}_R) \geq p_R$ (using (21) from the proof of Theorem 5), and hence (25) is contained in the event

$$|\hat{p}(\hat{\mathbf{t}}_L) - p(\hat{\mathbf{t}}_L)| \geq \epsilon p,$$

with probability at least $1 - \delta$, where $p = \min\{p_L, p_R\}$. Using (24), this event is also contained in

$$|\hat{N}_L(\mathbf{t})/n - p(\hat{s}, \mathbf{t})| \geq \epsilon\alpha p/2 \quad \text{or} \quad |N(\mathbf{t})/n - p(\mathbf{t})| \geq \epsilon\alpha p/2,$$

with probability at least $1 - \delta$. By Lemma 2, each event above has probability at most $8(n^{2d} + 1) \exp\{-n\epsilon^2\alpha^2 p^2/128\}$ for a total probability of at most $16(n^{2d} + 1) \exp\{-n\epsilon^2\alpha^2 p^2/128\}$. The proof is completed by choosing $\epsilon = 1/2$. \square

Lemma 2. *Let \mathcal{T} be the set of all nodes in \mathbb{R}^d . Let \mathbf{X} and $\{\mathbf{X}_i\}_{i=1}^n$ be i.i.d. random vectors in \mathbb{R}^d . Then for all $\epsilon > 0$,*

$$\mathbb{P} \left[\sup_{\mathbf{t} \in \mathcal{T}} \left| \frac{1}{n} \sum_{i=1}^n \mathbb{1}_{\{\mathbf{X}_i \in \mathbf{t}\}} - \mathbb{P}[\mathbf{X} \in \mathbf{t}] \right| > \epsilon \right] \leq 8s(\mathcal{T}, n) \exp\{-n\epsilon^2/32\},$$

where $s(\mathcal{T}, n) \leq n^{2d} + 1$.

Proof. This follows from [39] and the fact that the VC-dimension of \mathcal{T} is $2d$. \square

In the next section, we provide proofs of the main results from Section 6.

10 Proofs and additional results

Throughout this section, for notational clarity and brevity, we omit dependence on j for all quantities and assume that we are splitting on a generic coordinate X . We also sometimes omit dependence on \mathbf{t} , and substitute $a(\mathbf{t})$ and $b(\mathbf{t})$ with a and b , respectively. Recall from (6) that one can write

$$\Delta(s, \mathbf{t}) = p(\mathbf{t}_L)p(\mathbf{t}_R) [\mathbb{E}[Y \mid \mathbf{X} \in \mathbf{t}, X \leq s] - \mathbb{E}[Y \mid \mathbf{X} \in \mathbf{t}, X > s]]^2. \quad (26)$$

Define

$$\Xi(s) = p(\mathbf{t}_L)p(\mathbf{t}_R) [\mathbb{E}[Y \mid \mathbf{X} \in \mathbf{t}, X \leq s] - \mathbb{E}[Y \mid \mathbf{X} \in \mathbf{t}, X > s]],$$

so that

$$\Delta(s, \mathbf{t}) = \frac{[\Xi(s)]^2}{p(\mathbf{t}_L)p(\mathbf{t}_R)}. \quad (27)$$

An easy calculation shows that

$$\begin{aligned} \Xi'(s) &= \frac{\partial}{\partial s} \Xi(s) = p'(\mathbf{t}_L) [\mathbb{E}[Y \mid \mathbf{X} \in \mathbf{t}, X = s] - \mathbb{E}[Y \mid \mathbf{X} \in \mathbf{t}]] \\ &= p'(\mathbf{t}_L) \bar{G}(s, \mathbf{t}). \end{aligned} \quad (28)$$

Taking the derivative of $\Delta(s, \mathbf{t})$ with respect to s , we find that

$$\frac{\partial}{\partial s} \Delta(s, \mathbf{t}) = \frac{\Xi(s)p'(\mathbf{t}_L)[2p(\mathbf{t}_L)p(\mathbf{t}_R)\bar{G}(s, \mathbf{t}) - \Xi(s)(1 - 2p(\mathbf{t}_L))]}{[p(\mathbf{t}_L)p(\mathbf{t}_R)]^2}. \quad (29)$$

Suppose s^* is a global maximum of (27) (in general, it need not be unique). Then a necessary condition (first-order optimality condition) is that the derivative of $\Delta(s, \mathbf{t})$ is zero at s^* . That is, s^* satisfies

$$\Xi(s^*)p'(\mathbf{t}_L^*)[2p(\mathbf{t}_L^*)p(\mathbf{t}_R^*)\bar{G}(s^*, \mathbf{t}) - \Xi(s^*)(1 - 2p(\mathbf{t}_L^*))] = 0. \quad (30)$$

If $p'(\mathbf{t}_L^*) > 0$ and $\Delta(s^*, \mathbf{t}) > 0$, it follows from rearranging (30) that

$$p(\mathbf{t}_L^*) = \frac{1}{2} - \frac{\text{sgn}(\Xi(s^*))\bar{G}(s^*, \mathbf{t})}{\sqrt{\Delta(s^*, \mathbf{t})}} \sqrt{p(\mathbf{t}_L^*)p(\mathbf{t}_R^*)}. \quad (31)$$

This expresses $p(\mathbf{t}_L^*)$ as a fixed point of the mapping

$$p \mapsto \frac{1}{2} - \frac{\text{sgn}(\Xi \circ Q)(p)(G \circ Q)(p)}{\sqrt{(\Delta \circ Q)(p)}} \sqrt{p(1-p)}, \quad 0 < p < 1,$$

where \circ denotes the composition operator and Q denotes the quantile function of the probability measure with distribution function $\mathbb{P}[X \leq s \mid \mathbf{X} \in \mathbf{t}]$, i.e.,

$$Q(p) = \inf\{s \in [a, b] : p \leq \mathbb{P}[X \leq s \mid \mathbf{X} \in \mathbf{t}]\}.$$

The solution to (31), obtained by solving a simple quadratic equation, is given by a clean expression, which we state as a theorem.

Theorem 7. *Suppose Assumption 1 holds and $\Delta(s^*, \mathbf{t}) > 0$. Then*

$$\mathbb{P}[X \leq s^* \mid \mathbf{X} \in \mathbf{t}] = \frac{1}{2} \left(1 \pm \sqrt{\frac{|\bar{G}(s^*, \mathbf{t})|^2}{|\bar{G}(s^*, \mathbf{t})|^2 + \Delta(s^*, \mathbf{t})}} \right).$$

This expression reveals that the optimal split is a perturbation of the median of the conditional distribution $X \mid \mathbf{X} \in \mathbf{t}$, where the gap is governed by the maximum decrease in impurity, $\Delta(s^*, \mathbf{t})$, and the mean-centered partial dependence function to its mean, $\overline{G}(s^*, \mathbf{t})$. The reduction in weighted variance is smallest (in fact, identically zero) when there is no signal in the splitting direction— $\widehat{\Delta}(j, s^*, \mathbf{t}) \gg \widehat{\Delta}(j', s^*, \mathbf{t}) \approx 0$ for $j \in \mathcal{S}$ and $j' \in \mathcal{S}^c$. Thus, splits along directions that contain a signal (as opposed to noisy directions) tend to be further away from the parent node edges. In fact, this has been empirically observed for some time [11, Section 11.8], i.e., squared error impurity tends to favor end-cut splits—that is, splits in which the proportion of data contained in an optimally split node is close to zero or one.

The perturbation is zero and hence $p(\mathbf{t}_L^*) = 1/2$ when $\overline{G}(s^*, \mathbf{t}) = 0$, or equivalently, when $\overline{F}(s^*, \mathbf{t}) = \mathbb{E}[Y \mid \mathbf{X} \in \mathbf{t}, X = s^*] = \mathbb{E}[Y \mid \mathbf{X} \in \mathbf{t}]$. This is true in the special case that the regression function is linear and the input distribution is uniform, since in this case it can be shown that $s^* = (a(\mathbf{t}) + b(\mathbf{t}))/2$. Next we state a more general result for other regression functions.

Example 4. Suppose $\Delta(s^*, \mathbf{t}) > 0$. If \mathbf{X} is uniform, then

$$s^* = \frac{a(\mathbf{t}) + b(\mathbf{t})}{2} \pm \frac{b(\mathbf{t}) - a(\mathbf{t})}{2} \sqrt{\frac{|\overline{G}(s^*, \mathbf{t})|^2}{|\overline{G}(s^*, \mathbf{t})|^2 + \Delta(s^*, \mathbf{t})}}.$$

We also have the following corollary, which expresses the $\mathbb{P}_{\mathbf{X}}$ -probability of any terminal node \mathbf{t} in terms of the largest decrease in impurity and the local partial dependence function. Its proof can be deduced from a simple induction argument and Theorem 7.

Corollary 1. Consider a decision tree T with splits determined by optimizing the infinite sample CART objective (5). Suppose Assumption 1 holds and $\Delta(s^*, \mathbf{t}') > 0$ for all nodes \mathbf{t}' . Then the $\mathbb{P}_{\mathbf{X}}$ -probability of any terminal node \mathbf{t} is

$$\mathbb{P}_{\mathbf{X}}[\mathbf{X} \in \mathbf{t}] = \prod_{\mathbf{t}' \supset \mathbf{t}} \frac{1}{2} \left(1 + \eta_{\mathbf{t}'} \sqrt{\frac{|\overline{G}_j(s^*, \mathbf{t}')|^2}{|\overline{G}_j(s^*, \mathbf{t}')|^2 + \Delta(j, s^*, \mathbf{t}')}} \right),$$

where the product extends over all ancestor nodes \mathbf{t}' of \mathbf{t} . The value of $\eta_{\mathbf{t}'} \in \{-1, +1\}$ is given in the following table.

$\eta_{\mathbf{t}'}$	daughter node \mathbf{t}'	$s^* < \text{median}(X_j \mid \mathbf{X} \in \mathbf{t}')$
+1	right	yes
+1	left	no
-1	left	yes
-1	right	no

Lemma 3. Suppose Assumption 1 and $\Delta(s^*, \mathbf{t}) > 0$. Then,

$$|\overline{G}(s^*, \mathbf{t})|^2 + \Delta(s^*, \mathbf{t}) \leq \sup_{s \in [a(\mathbf{t}), b(\mathbf{t})]} |\overline{G}(s, \mathbf{t})|^2 \leq \omega^2(\overline{F}(\cdot, \mathbf{t}); [a, b]). \quad (32)$$

Furthermore, if each first-order partial derivative of the regression function and joint density $p_{\mathbf{X}}$ exist and are continuous, then

$$|\overline{G}(s^*, \mathbf{t})|^2 + \Delta(s^*, \mathbf{t}) \leq \int_{a(\mathbf{t})}^{b(\mathbf{t})} |\overline{F}'(s, \mathbf{t})| ds. \quad (33)$$

Proof. It can be shown that $\Delta(s, \mathbf{t}) \leq 4p(\mathbf{t}_L)p(\mathbf{t}_R) \sup_{s \in [a(\mathbf{t}), b(\mathbf{t})]} |\overline{G}(s, \mathbf{t})|^2$. By the above expression, $4p(\mathbf{t}_L^*)p(\mathbf{t}_R^*) = \frac{\Delta(s^*, \mathbf{t})}{|\overline{G}(s^*, \mathbf{t})|^2 + \Delta(s^*, \mathbf{t})}$. Thus, $\frac{\Delta(s^*, \mathbf{t})}{\sup_{s \in [a(\mathbf{t}), b(\mathbf{t})]} |\overline{G}(s, \mathbf{t})|^2} \leq \frac{\Delta(s^*, \mathbf{t})}{|\overline{G}(s^*, \mathbf{t})|^2 + \Delta(s^*, \mathbf{t})}$, which is equivalent to the first claimed inequality. Next, we show that $\sup_{s \in [a(\mathbf{t}), b(\mathbf{t})]} |\overline{G}(s, \mathbf{t})| \leq \omega(\overline{F}(\cdot, \mathbf{t}); [a(\mathbf{t}), b(\mathbf{t})])$. Since $\int_{a(\mathbf{t})}^{b(\mathbf{t})} p'(\mathbf{t}_L) \overline{F}(s, \mathbf{t}) ds = \mathbb{E}[Y | \mathbf{X} \in \mathbf{t}]$, by the generalized mean value theorem for definite integrals, there exists $s' \in [a(\mathbf{t}), b(\mathbf{t})]$ such that $\overline{G}(s', \mathbf{t}) = 0$. Hence $\sup_{s \in [a(\mathbf{t}), b(\mathbf{t})]} |\overline{G}(s, \mathbf{t})|$ can also be bounded by the oscillation of the partial dependence function $\overline{F}(s, \mathbf{t}) = \mathbb{E}[Y | \mathbf{X} \in \mathbf{t}, X = s]$ on $[a(\mathbf{t}), b(\mathbf{t})]$ since

$$\begin{aligned} \sup_{s \in [a(\mathbf{t}), b(\mathbf{t})]} |\overline{G}(s, \mathbf{t})| &= \sup_{s \in [a(\mathbf{t}), b(\mathbf{t})]} |\overline{G}(s, \mathbf{t}) - \overline{G}(s', \mathbf{t})| \\ &\leq \sup_{s, s' \in [a(\mathbf{t}), b(\mathbf{t})]} |\overline{F}(s, \mathbf{t}) - \overline{F}(s', \mathbf{t})| \\ &= \omega(\overline{F}(\cdot, \mathbf{t}); [a(\mathbf{t}), b(\mathbf{t})]). \end{aligned}$$

This proves the inequalities in (32).

To show (33), note that when $\overline{F}(\cdot, \mathbf{t})$ is smooth, its oscillation is bounded by its total variation $\text{TV}(\overline{F}(\cdot, \mathbf{t}); [a(\mathbf{t}), b(\mathbf{t})]) = \int_{a(\mathbf{t})}^{b(\mathbf{t})} |\overline{F}'(s, \mathbf{t})| ds$. This bound is occasionally useful and will be used to prove Example 1, Example 2, and Example 3. \square

Combining Theorem 7 with Lemma 3, we have the following bound on the conditional daughter probabilities.

Theorem 8. Suppose Assumption 1 and $\Delta(s^*, \mathbf{t}) > 0$. Then both $p(\mathbf{t}_L^*)$ and $p(\mathbf{t}_R^*)$ are between

$$\frac{1}{2} \left(1 \pm \sqrt{1 - \frac{\Delta(s^*, \mathbf{t})}{\omega^2(\overline{F}(\cdot, \mathbf{t}); [a(\mathbf{t}), b(\mathbf{t})])}} \right).$$

This implies that $p(\mathbf{t}_L)$ and $p(\mathbf{t}_R)$ tend to be more extreme (i.e., closer to zero or one) if the oscillation of the partial dependence function $\overline{F}(\cdot, \mathbf{t})$ is large. Indeed, we have seen from Example 2 that the optimal split point for a sinusoidal waveform gets closer and closer to its parent endpoints as the periodicity increases.

Lemma 4. Suppose Assumption 1 holds, $\Delta(s^*, \mathbf{t}) > 0$, and each first-order partial derivative of the regression function and joint density $p_{\mathbf{X}}$ exist and are continuous. Then,

$$|\overline{G}(s^*, \mathbf{t})|^2 + \Delta(s^*, \mathbf{t}) < \frac{\sqrt{p(\mathbf{t}_L^*)p(\mathbf{t}_R^*)}}{p'(\mathbf{t}_L^*)} |\overline{F}'(s^*, \mathbf{t})| \sqrt{\Delta(s^*, \mathbf{t})}. \quad (34)$$

Proof. We will show that if $\frac{\partial}{\partial s}\Delta(s, \mathbf{t})|_{s=s^*} = 0$, then

$$\frac{\partial^2}{\partial s^2}\Delta(s, \mathbf{t})|_{s=s^*} = \frac{2(p'(\mathbf{t}_L^*))^2}{p(\mathbf{t}_L^*)p(\mathbf{t}_R^*)} \left(|\overline{G}(s^*, \mathbf{t})|^2 + \Delta(s^*, \mathbf{t}) + \frac{\overline{F}'(s^*, \mathbf{t})\Xi(s^*)}{p'(\mathbf{t}_L^*)} \right). \quad (35)$$

The conclusion (34) then follows from the fact that $\frac{\partial^2}{\partial s^2}\Delta(s, \mathbf{t})|_{s=s^*} < 0$ since s^* is a global maximum. Let us now show (35). We use the expression (29) as a starting point. Since $\frac{\partial}{\partial s}\Delta(s, \mathbf{t})|_{s=s^*} = 0$, the second derivative at $s = s^*$ is equal to

$$\frac{\Xi(s)p'(\mathbf{t}_L)}{[p(\mathbf{t}_L)p(\mathbf{t}_R)]^2} \left[\frac{\partial}{\partial s} [2p(\mathbf{t}_L)p(\mathbf{t}_R)\overline{G}(s, \mathbf{t}) - \Xi(s)(1 - 2p(\mathbf{t}_L))] |_{s=s^*} \right]. \quad (36)$$

Next, we compute the derivative in (36) and find that

$$\begin{aligned} \frac{\partial}{\partial s} [2p(\mathbf{t}_L)p(\mathbf{t}_R)\overline{G}(s, \mathbf{t}) - \Xi(s)(1 - 2p(\mathbf{t}_L))] = \\ 2p'(\mathbf{t}_L)(1 - 2p(\mathbf{t}_L))\overline{G}(s, \mathbf{t}) + 2p(\mathbf{t}_L)p(\mathbf{t}_R)\overline{F}'(s, \mathbf{t}) \\ - \Xi'(s)(1 - 2p(\mathbf{t}_L)) + 2\Xi(s)p'(\mathbf{t}_L). \end{aligned} \quad (37)$$

Next, recall that $\Xi'(s) = p'(\mathbf{t}_L)\overline{G}(s, \mathbf{t})$, so that the expression in (37) is equal to

$$p'(\mathbf{t}_L)(1 - 2p(\mathbf{t}_L))\overline{G}(s, \mathbf{t}) + 2p(\mathbf{t}_L)p(\mathbf{t}_R)\overline{F}'(s, \mathbf{t}) + 2\Xi(s)p'(\mathbf{t}_L). \quad (38)$$

Next, we multiply (38) by $\frac{\Xi(s)}{2p(\mathbf{t}_L)p(\mathbf{t}_R)p'(\mathbf{t}_L)}$ so that (36) is equal to

$$\frac{2(p'(\mathbf{t}_L^*))^2}{p(\mathbf{t}_L^*)p(\mathbf{t}_R^*)} \left[\frac{(1 - 2p(\mathbf{t}_L))\Xi(s)\overline{G}(s, \mathbf{t})}{2p(\mathbf{t}_L)p(\mathbf{t}_R)} + \frac{\Xi(s)\overline{F}'(s, \mathbf{t})}{p'(\mathbf{t}_L)} + \frac{|\Xi(s)|^2}{p(\mathbf{t}_L)p(\mathbf{t}_R)} \right].$$

Finally, observe that by the first-order condition (29), $\frac{(1 - 2p(\mathbf{t}_L^*))\Xi(s^*)\overline{G}(s^*, \mathbf{t})}{2p(\mathbf{t}_L^*)p(\mathbf{t}_R^*)} = |\overline{G}(s^*, \mathbf{t})|^2$, and by definition, $\frac{|\Xi(s)|^2}{p(\mathbf{t}_L)p(\mathbf{t}_R)} = \Delta(s, \mathbf{t})$. \square

Theorem 9. Suppose Assumption 1 holds, $\Delta(s^*, \mathbf{t}) > 0$, and each first-order partial derivative of the regression function and joint density $p_{\mathbf{X}}$ exist and are continuous. Then both $p(\mathbf{t}_L^*)$ and $p(\mathbf{t}_R^*)$ are between

$$\frac{1}{2} \left(1 \pm \sqrt{1 - \left(\frac{4(p'(\mathbf{t}_L^*))^2 \Delta(s^*, \mathbf{t})}{|\overline{F}'(s^*, \mathbf{t})|^2} \right)^{1/3}} \right). \quad (39)$$

Proof. First note that $\overline{F}'(s^*, \mathbf{t}) \neq 0$, since otherwise, by (35) and the second-order optimality condition, $\Delta(s^*, \mathbf{t}) = 0$. Using the solutions to the first-order condition (31), we have that

$$4p(\mathbf{t}_L^*)p(\mathbf{t}_R^*) = \frac{\Delta(s^*, \mathbf{t})}{|\overline{G}(s^*, \mathbf{t})|^2 + \Delta(s^*, \mathbf{t})},$$

and furthermore, by the second-order condition (34)

$$4p(\mathbf{t}_L^*)p(\mathbf{t}_R^*) \geq \frac{2p'(\mathbf{t}_L^*)\sqrt{\Delta(s^*, \mathbf{t})}}{|\bar{F}'(s^*, \mathbf{t})|\sqrt{4p(\mathbf{t}_L^*)p(\mathbf{t}_R^*)}}.$$

Rearranging yields

$$4p(\mathbf{t}_L^*)p(\mathbf{t}_R^*) \geq \left(\frac{4(p'(\mathbf{t}_L^*))^2 \Delta(s^*, \mathbf{t})}{|\bar{F}'(s^*, \mathbf{t})|^2} \right)^{1/3}.$$

Finally, it is a simple exercise to show that if $4p(1-p) \geq c$, then $\frac{1}{2}(1 - \sqrt{1-c}) \leq p \leq \frac{1}{2}(1 + \sqrt{1-c})$. \square

Remark 8. If the regression surface is linear and the distribution of \mathbf{X} is uniform, then (39) is approximately equal to 0.2. Compare this with the true value of 0.5 for both daughter node conditional probabilities.

Remark 9. One can also make connections between the representation in Theorem 7 and other quantities defined in the literature. For example, [22, Section 2.8] define the (empirical) edge-cut preference statistic of a split s as

$$ecp(s) = \frac{1}{2} - \frac{\min\{N(\mathbf{t})\hat{p}(\mathbf{t}_L) - 1, N(\mathbf{t})\hat{p}(\mathbf{t}_R) - 1\}}{N(\mathbf{t}) - 1} = \frac{N(\mathbf{t})}{N(\mathbf{t}) - 1} \frac{|\hat{p}(\mathbf{t}_L) - \hat{p}(\mathbf{t}_R)|}{2}.$$

The population version is $\frac{|p(\mathbf{t}_L) - p(\mathbf{t}_R)|}{2}$, which according to Theorem 7, is equal to $\frac{1}{2}\sqrt{1-\lambda} = \frac{1}{2}\sqrt{\frac{|\bar{G}(s^*, \mathbf{t})|^2}{|\bar{G}(s^*, \mathbf{t})|^2 + \Delta(s^*, \mathbf{t})}}$ at the optimal split s^* .

We are now in a position to give the proof of Theorem 1.

Proof of Theorem 1. Let \mathbf{t}' be the parent node of \mathbf{t} . Suppose we split along coordinate X . Then $\mathbb{P}[X \in [a(\mathbf{t}), b(\mathbf{t})]]$ is at most

$$\begin{aligned} & \max\{\mathbb{P}[X \in \mathbf{t}', X \leq s^*], \mathbb{P}[X \in \mathbf{t}', X > s^*]\} \\ &= \mathbb{P}[X \in [a(\mathbf{t}'), b(\mathbf{t}')]] \max\{\mathbb{P}[X \leq s^* | X \in [a(\mathbf{t}'), b(\mathbf{t}')]], \\ & \quad \mathbb{P}[X > s^* | X \in [a(\mathbf{t}'), b(\mathbf{t}')]]\} \\ &\leq \mathbb{P}[X \in [a(\mathbf{t}'), b(\mathbf{t}')]] \exp\{-\eta p(s^* | \mathbf{t}')(1 - p(s^* | \mathbf{t}'))\} \\ &= \mathbb{P}[X \in [a(\mathbf{t}'), b(\mathbf{t}')]] \exp\left\{-\frac{\eta}{4}[\Delta(s^*, \mathbf{t}') + |\bar{G}(s^*, \mathbf{t}')|^2]^{-1}\Delta(s^*, \mathbf{t}')\right\}, \end{aligned}$$

where the first inequality follows from Assumption 2, the penultimate inequality follows from $\max\{p, 1-p\} \leq e^{-p(1-p)}$ for $p \in [0, 1]$, and the final inequality follows from Theorem 7. By induction and using $\mathbb{P}[X \in [0, 1]] = 1$, we have $\mathbb{P}[X_j \in [a_j(\mathbf{t}), b_j(\mathbf{t})]] \leq \exp\left\{-\frac{\eta}{4} \sum_{j, \mathbf{t}'=\mathbf{j}}^{\mathbf{t} \supset \mathbf{t}} [\Delta(j, s^*, \mathbf{t}') + |\bar{G}_j(s^*, \mathbf{t}')|^2]^{-1}\Delta(j, s^*, \mathbf{t}')\right\}$, which is the desired conclusion of the theorem. \square

Remark 10. Note that $\Delta(s^*, \mathbf{t}') > 0$ is not needed for Theorem 1. This is because the inequality (12) remains true if, for some \mathbf{t}' , $\Delta(s^*, \mathbf{t}') = 0$ (with the convention that $0/0 = 0$).

10.1 Node balancedness

Central to the paper is a quantity which we call the “node balancedness”.

Definition 2 (Node balancedness). *The balancedness of a node \mathbf{t} is defined by*

$$\lambda(\mathbf{t}) = 4p(\mathbf{t}_L^*)p(\mathbf{t}_R^*) = 1 - |p(\mathbf{t}_L^*) - p(\mathbf{t}_R^*)|^2.$$

The balancedness of a node is always one when the split is performed at the median of the conditional distribution $X \mid \mathbf{X} \in \mathbf{t}$.

In general, the quantity λ depends on the node \mathbf{t} . If \mathbf{t} changes, so does s^* . Therefore λ is a local measure of the distance between an optimal split and its parent nodes for a *particular* node. We now introduce a more global measure. The quantity λ was defined for splits along a generic direction. When we want to stress a particular direction, say the j^{th} , we write λ_j .

Definition 3 (Global balancedness). *The global balancedness Λ is defined as*

$$\Lambda = \inf_{\mathbf{t}} \{4p(\mathbf{t}_L^*)p(\mathbf{t}_R^*)\} = 1 - \sup_{\mathbf{t}} \{|p(\mathbf{t}_L^*) - p(\mathbf{t}_R^*)|^2\},$$

where the infimum and supremum run over all ancestor nodes \mathbf{t} of the optimal left and right daughter nodes \mathbf{t}_L^* and \mathbf{t}_R^* , respectively.

We have following corollary, which can be used to bound the distance of s^* to the edges $a(\mathbf{t})$ and $b(\mathbf{t})$ in terms of the global balancedness Λ :

Corollary 2. *Both $p(\mathbf{t}_L^*)$ and $p(\mathbf{t}_R^*)$ are between*

$$\frac{1}{2}(1 \pm \sqrt{1 - \Lambda}). \quad (40)$$

Furthermore, let $Q(p)$ be the quantile function of the probability measure on $[a(\mathbf{t}), b(\mathbf{t})]$ with distribution function $\mathbb{P}[X \leq s \mid \mathbf{X} \in \mathbf{t}]$, i.e., $Q(p) = \inf\{s \in [a(\mathbf{t}), b(\mathbf{t})] : p \leq \mathbb{P}[X \leq s \mid \mathbf{X} \in \mathbf{t}]\}$, $p \in [0, 1]$. Let $\Psi = 1 - \sqrt{1 - \Lambda} \in [0, 1]$. Then,

$$Q(\Psi/2) \leq s^* \leq Q(1 - \Psi/2). \quad (41)$$

Proof. The inequalities in (40) are direct consequences of Definition 3, since $4p(\mathbf{t}_L^*)p(\mathbf{t}_R^*) \geq \Lambda$. The bounds on s^* in (41) follow from (40) and (64). \square

Remark 11. As Λ decreases, the bounds (40) on $p(\mathbf{t}_L^*)$ and $p(\mathbf{t}_R^*)$ become less and less useful. At the very extreme, when $\Lambda \rightarrow 0$, (41) implies that $a(\mathbf{t}) \leq s^* \leq b(\mathbf{t})$, which does not contain any useful information.

10.2 Alternative splitting rules

To mitigate the effect of end-cut splits, one can subtract a positive penalty $\text{pen}(s, \mathbf{t})$ from $\Delta(s, \mathbf{t})$ and instead solve

$$s^* = \arg \max_{s \in [a(\mathbf{t}), b(\mathbf{t})]} \{\Delta(s, \mathbf{t}) - \text{pen}(s, \mathbf{t})\}.$$

Intuitively, $\text{pen}(s, \mathbf{t})$ should be large when s is close to the edges and small when s is far from the edges. The penalty should also be proportional to $\Delta(s, \mathbf{t})$ so that some influence from original objection function is retained. One natural choice of penalty that meets these criteria is

$$\text{pen}(s, \mathbf{t}) = (1 - (4p(\mathbf{t}_L)p(\mathbf{t}_R))^\alpha)\Delta(s, \mathbf{t}), \quad \alpha \geq 0.$$

Of course, in practice one would use

$$\hat{s} = \arg \max_{s \in [a(\mathbf{t}), b(\mathbf{t})]} \{\hat{\Delta}(s, \mathbf{t}) - \widehat{\text{pen}}(s, \mathbf{t})\},$$

where $\widehat{\text{pen}}(s, \mathbf{t}) = (1 - (4\hat{p}(\mathbf{t}_L)\hat{p}(\mathbf{t}_R))^\alpha)\hat{\Delta}(s, \mathbf{t})$

This penalty is not new—[11, Section 11.8] proposed that, to avoid end cut splits, one should instead maximize $\hat{\Delta}(s, \mathbf{t})$ multiplied by some power of $\hat{p}(\mathbf{t}_L)\hat{p}(\mathbf{t}_R)$, say $(\hat{p}(\mathbf{t}_L)\hat{p}(\mathbf{t}_R))^\alpha$ for $\alpha \neq 1$. Thus, $(\hat{p}(\mathbf{t}_L)\hat{p}(\mathbf{t}_R))^\alpha$ acts as a multiplicative regularizer that modulates the effect of edge cut preference in CART. Good values of α can be determined by any number of means, including cross-validation on a hold-out set of the data.

Denote the objective function by $\Delta_\alpha(s, \mathbf{t}) = (4p(\mathbf{t}_L)p(\mathbf{t}_R))^\alpha \Delta(s, \mathbf{t})$ and its maximizer by s_α^* . Then by a similar argument to establishing Theorem 7, the optimal $p(\mathbf{t}_L^*)$ satisfies

$$p(\mathbf{t}_L^*) = \frac{1}{2} - \frac{\text{sgn}(\Xi(s_\alpha^*))\overline{G}(s_\alpha^*, \mathbf{t})}{2(1 - \alpha)\sqrt{\Delta_\alpha(s_\alpha^*, \mathbf{t})}}(4p(\mathbf{t}_L^*)p(\mathbf{t}_R^*))^{\frac{\alpha+1}{2}}.$$

With $v = |1 - \alpha|^2 \frac{\Delta_\alpha(s_\alpha^*, \mathbf{t})}{|\overline{G}(s_\alpha^*, \mathbf{t})|^2}$, we have $4p(\mathbf{t}_L^*)p(\mathbf{t}_R^*) = 1 - v^{-1}(4p(\mathbf{t}_L^*)p(\mathbf{t}_R^*))^{\alpha+1}$ and hence $4p(\mathbf{t}_L^*)p(\mathbf{t}_R^*) \geq \frac{v^{\frac{1}{\alpha+1}}}{1+v^{\frac{1}{\alpha+1}}}$. Let us now obtain a further lower bound on $\frac{v^{\frac{1}{\alpha+1}}}{1+v^{\frac{1}{\alpha+1}}}$. To this end, note that by concavity of $x \rightarrow x^{1/(\alpha+1)}$, we have

$$\begin{aligned} & |\overline{G}(s_\alpha^*, \mathbf{t})|^{\frac{2}{\alpha+1}} + ((1 - \alpha)^2 \Delta_\alpha(s_\alpha^*, \mathbf{t}))^{\frac{1}{\alpha+1}} \\ & \leq 2^{\frac{\alpha}{1+\alpha}} (|\overline{G}(s_\alpha^*, \mathbf{t})|^2 + (1 - \alpha)^2 \Delta_\alpha(s_\alpha^*, \mathbf{t}))^{\frac{1}{\alpha+1}}. \end{aligned}$$

This means that

$$4p(\mathbf{t}_L^*)p(\mathbf{t}_R^*) \geq \left(\frac{2^{-\alpha}(1 - \alpha)^2 \Delta_\alpha(s_\alpha^*, \mathbf{t})}{|\overline{G}(s_\alpha^*, \mathbf{t})|^2 + (1 - \alpha)^2 \Delta_\alpha(s_\alpha^*, \mathbf{t})} \right)^{\frac{1}{\alpha+1}}. \quad (42)$$

Solving this for $p(\mathbf{t}_L^*)$ and $p(\mathbf{t}_R^*)$ yields the following theorem, which is a direct analog to Theorem 7.

Theorem 10. Suppose Assumption 1 holds and $\Delta(s^*, \mathbf{t}) > 0$. Then both $p(\mathbf{t}_L^*)$ and $p(\mathbf{t}_R^*)$ are between

$$\frac{1}{2} \left(1 \pm \sqrt{1 - \left(\frac{2^{-\alpha}(1-\alpha)^2 \Delta_\alpha(s_\alpha^*, \mathbf{t})}{|\overline{G}(s_\alpha^*, \mathbf{t})|^2 + (1-\alpha)^2 \Delta_\alpha(s_\alpha^*, \mathbf{t})} \right)^{\frac{1}{\alpha+1}}} \right).$$

Let $\Lambda(\alpha)$ denote the global balancedness (see Definition 3) for $\Delta_\alpha(\cdot, \mathbf{t})$. It is often possible to show that $\frac{(1-\alpha)^2 \Delta_\alpha(s_\alpha^*, \mathbf{t})}{|\overline{G}(s_\alpha^*, \mathbf{t})|^2 + (1-\alpha)^2 \Delta_\alpha(s_\alpha^*, \mathbf{t})} \asymp \frac{\Delta(s^*, \mathbf{t})}{|\overline{G}(s^*, \mathbf{t})|^2 + \Delta(s^*, \mathbf{t})}$ and hence $\Lambda(\alpha) \asymp \Lambda^{1/(1+\alpha)}$, where $\Lambda = \Lambda(0)$ is the global balancedness for the unpenalized criterion. The next theorem (c.f., Theorem 9) shows that this is improvable to $\Lambda(\alpha) \asymp \Lambda^{1/(3+\alpha)}$ when $\alpha \in [0, 1)$. Using this, it can easily be shown via a modification of the proofs of Example 1 and Example 2 that $\Lambda_j(\alpha) \gtrsim k_j^{-4/(3+\alpha)}$ and $\Lambda_j(\alpha) \gtrsim m_j^{-4/(3+\alpha)}$, respectively. These quantities are larger than their counterparts using the unpenalized $\Delta(\cdot, \mathbf{t})$ and hence the penalization encourages splits that are farther away from the parent node edges.

Theorem 11. Suppose Assumption 1 holds, $\Delta(s^*, \mathbf{t}) > 0$, and each first-order partial derivative of the regression function and joint density $p_{\mathbf{X}}$ exist and are continuous. Let $\alpha \in [0, 1)$. Then both $p(\mathbf{t}_L^*)$ and $p(\mathbf{t}_R^*)$ are between

$$\frac{1}{2} \left(1 \pm \sqrt{1 - \left(\frac{4^{1-\alpha}(1-\alpha)^2 (p'(\mathbf{t}_L))^2 \Delta_\alpha(s_\alpha^*, \mathbf{t})}{|\overline{F}'(s_\alpha^*, \mathbf{t})|^2} \right)^{\frac{1}{3+\alpha}}} \right).$$

Proof. We have the chain of inequalities

$$\begin{aligned} & 2^{\frac{\alpha}{1+\alpha}} (|\overline{G}(s_\alpha^*, \mathbf{t})|^2 + (1-\alpha)^2 \Delta_\alpha(s_\alpha^*, \mathbf{t}))^{\frac{1}{\alpha+1}} \\ & \leq 2^{\frac{\alpha}{1+\alpha}} ((1+\alpha)|\overline{G}(s_\alpha^*, \mathbf{t})|^2 + (1-\alpha)^2 \Delta(s_\alpha^*, \mathbf{t}))^{\frac{1}{\alpha+1}} \\ & \leq \left(\frac{2^\alpha(1-\alpha)|\overline{F}'(s_\alpha^*, \mathbf{t})||\Xi(s_\alpha^*)|}{p'(\mathbf{t}_L^*)} \right)^{\frac{1}{\alpha+1}} \\ & = \left(\frac{(1-\alpha)|\overline{F}'(s_\alpha^*, \mathbf{t})|\sqrt{(4p(\mathbf{t}_L^*)p(\mathbf{t}_R^*))^{1-\alpha} \Delta_\alpha(s_\alpha^*, \mathbf{t})}}{2^{1-\alpha} p'(\mathbf{t}_L^*)} \right)^{\frac{1}{\alpha+1}}. \end{aligned} \quad (43)$$

The first inequality is by concavity of $x \mapsto x^{1/(\alpha+1)}$ and the second inequality is due to the fact that $\Delta_\alpha(s_\alpha^*, \mathbf{t}) \leq \Delta(s_\alpha^*, \mathbf{t})$. The third inequality comes from the second-order derivative condition (c.f., (35)), i.e., given $\frac{\partial}{\partial s} \Delta_\alpha(s, \mathbf{t})|_{s=s_\alpha^*} = 0$, the second derivative $\frac{\partial^2}{\partial s^2} \Delta_\alpha(s, \mathbf{t})|_{s=s_\alpha^*}$ equals

$$\frac{8(p'(\mathbf{t}_L^*))^2}{(4p(\mathbf{t}_L^*)p(\mathbf{t}_R^*))^{1-\alpha}} \left(\frac{1+\alpha}{1-\alpha} |\overline{G}(s_\alpha^*, \mathbf{t})|^2 + (1-\alpha) \Delta(s_\alpha^*, \mathbf{t}) + \frac{\overline{F}'(s_\alpha^*, \mathbf{t}) \Xi(s_\alpha^*)}{p'(\mathbf{t}_L^*)} \right).$$

Finally, combining (43) with (42) and solving for $p(\mathbf{t}_L^*)$ and $p(\mathbf{t}_R^*)$ yields the result. \square

10.3 Lower bounds on the node balancedness

Of special interest is $\Lambda > 0$, since this provides a nontrivial bound on the distance between *any* optimal split to its parent node edges. But can we expect this to hold in most settings? It is conceivable that λ may become extremely small when $a(\mathbf{t})$ and $b(\mathbf{t})$ are arbitrarily close to each other, since after all, its defining quantities— $\Delta(s^*, \mathbf{t})$ and $\Delta(s^*, \mathbf{t}) + |\overline{G}(s^*, \mathbf{t})|^2$ —expressed through their ratio, both approach zero. We argue that λ is still controlled in this case. To see this, suppose $a(\mathbf{t})$ and $b(\mathbf{t})$ are extremely close to each other. Then the partial dependence function is approximately linear, i.e., $\mathbb{E}[Y \mid \mathbf{X} \in \mathbf{t}, X = s] \approx As + B$ for some constants A and B and also $\mathbb{P}[X \leq s \mid \mathbf{X} \in \mathbf{t}] \approx (s - a(\mathbf{t})) / (b(\mathbf{t}) - a(\mathbf{t}))$. Hence $\lambda \approx 1$, with equality if \mathbf{X} is uniform and the conditional regression surface is exactly linear. The next result makes this intuition precise. First, we state two lemmas, but defer their proofs until Appendix A.

Lemma 5. *If the features of \mathbf{X} are independent and the regression function satisfies (15), then for each node \mathbf{t} , $\Delta(s^*, \mathbf{t}) > 0$.*

Lemma 6. *Suppose the features of \mathbf{X} are independent and the regression function satisfies (15). If $R = \min\{r : \overline{F}^{(r)}(c, \mathbf{t}) \neq 0\} < +\infty$, then*

$$\liminf_{(a(\mathbf{t}), b(\mathbf{t})) \rightarrow (c, c)} \left\{ \frac{\Delta(s^*, \mathbf{t})}{\left(\frac{(b(\mathbf{t}) - a(\mathbf{t}))^R |\overline{F}^{(R)}(c, \mathbf{t})|}{R!} \right)^2} \right\} \geq \Delta_R, \quad (44)$$

where

$$\Delta_R = \int_0^1 \Delta_R(s, [0, 1]) ds$$

is the integrated decrease in impurity $\Delta_R(\cdot, [0, 1])$ of the regression function $f(\mathbf{x}) = (x_1 - 1/2)^R$ with respect to the uniform distribution.

Proof of Theorem 2. The first step in the proof involves showing that

$$\liminf_{(a, b) \rightarrow (c, c)} \{4p(\mathbf{t}_L^*)p(\mathbf{t}_R^*)\} \geq \left(\frac{4\Delta_R}{R^2} \right)^{1/3}, \quad (45)$$

where $R = \inf\{r : \overline{F}^{(r)}(c, \mathbf{t}) \neq 0 \text{ for all } \mathbf{t}\} < +\infty$ (by (15) and Leibniz's integral rule) and Δ_R is the positive constant from Lemma 6. This can be accomplished by Lemma 6 since

$$\liminf_{(a, b) \rightarrow (c, c)} \left\{ \frac{\Delta(s^*, \mathbf{t})}{\left(\frac{(b-a)^R |\overline{F}^{(R)}(c, \mathbf{t})|}{R!} \right)^2} \right\} \geq \Delta_R > 0. \quad (46)$$

Next, consider an $R - 1$ term Taylor expansion of $\overline{F}'(\cdot, \mathbf{t})$. Then, by definition of R , $|\overline{F}'(s^*, \mathbf{t})| \leq \frac{(b-a)^{R-1}}{(R-1)!} \sup_{s \in (a, b)} |\overline{F}^{(R)}(s, \mathbf{t})|$. Thus, combining (46) with the fact that

$\lim_{(a,b) \rightarrow (c,c)} (b-a)p'(\mathbf{t}_L) = 1$ and by continuity of $\overline{F}(\cdot, \mathbf{t})$ at $s = c$, we have

$$\liminf_{(a,b) \rightarrow (c,c)} \left\{ \frac{4(p'(\mathbf{t}_L))^2 \Delta(s^*, \mathbf{t})}{|\overline{F}'(s^*, \mathbf{t})|^2} \right\} \geq \frac{4\Delta_R}{R^2}.$$

Finally, Theorem 9 implies (45). The assumption of finite $R' = \sup_{s \in [0,1]} \inf\{r \geq 1 : \overline{F}^{(r)}(s, \mathbf{t}) \neq 0 \text{ for all } \mathbf{t}\}$ implies that

$$\inf_c \liminf_{(a,b) \rightarrow (c,c)} \{4p(\mathbf{t}_L^*)p(\mathbf{t}_R^*)\} \geq \min_{R \leq R'} \left(\frac{4\Delta_R}{R^2} \right)^{1/3} > 0.$$

Now, since the regression function is continuous, it follows that $(s, \mathbf{a}, \mathbf{b}) \mapsto \Delta(s, \mathbf{t})$ and $(s, \mathbf{a}, \mathbf{b}) \mapsto \overline{G}(s, \mathbf{t})$ are both continuous¹⁰ on the domain $\{(s, \mathbf{a}, \mathbf{b}) \in [0, 1]^{2d+1} : a \leq s \leq b, \mathbf{a} < \mathbf{b}\}$. Consequently, by Berge's Maximum Theorem [1, Theorem 17.31] the mapping $(\mathbf{a}, \mathbf{b}) \mapsto \Delta(s^*, \mathbf{t})$ is continuous on $\mathcal{T} = \{(\mathbf{a}, \mathbf{b}) \in [0, 1]^{2d} : \mathbf{a} < \mathbf{b}\}$ and $(\mathbf{a}, \mathbf{b}) \mapsto \overline{G}(s^*, \mathbf{t})$ is an upper hemicontinuous correspondence on \mathcal{T} . In particular, by Theorem 7, $4p(\mathbf{t}_L^*)p(\mathbf{t}_R^*) = \frac{\Delta(s^*, \mathbf{t})}{\Delta(s^*, \mathbf{t}) + |\overline{G}(s^*, \mathbf{t})|^2}$ and hence $4p(\mathbf{t}_L^*)p(\mathbf{t}_R^*)$ is an upper hemicontinuous correspondence on \mathcal{T} . Next, note that by Lemma 5 and Theorem 7, $4p(\mathbf{t}_L^*)p(\mathbf{t}_R^*) > 0$ on \mathcal{T} , and by (45), $4p(\mathbf{t}_L^*)p(\mathbf{t}_R^*) \geq \min_{R \leq R'} \left(\frac{4\Delta_R}{R^2} \right)^{1/3} > 0$ for all points (\mathbf{a}, \mathbf{b}) arbitrarily close to the boundary of \mathcal{T} . Hence $\Lambda > 0$. \square

Acknowledgment

The author is indebted to Min Xu, Minge Xie, Samory Kpotufe, Robert McCulloch, Andy Liaw, Richard Baumgartner, and Michael Kosorok for helpful discussion and feedback. The author would also like to thank Joowon Klusowski for her help with the proof of Lemma 6.

References

- [1] Charalambos D Aliprantis and Kim C Border. *Infinite Dimensional Analysis: A Hitchhiker's Guide*. Springer, 2006.
- [2] Sylvain Arlot and Robin Genuer. Analysis of purely random forests bias. *arXiv preprint arXiv:1407.3939*, 2014.
- [3] Moulinath Banerjee and Ian W McKeague. Confidence sets for split points in decision trees. *The Annals of Statistics*, 35(2):543–574, 2007.

¹⁰This can be seen from the generalized mean value theorem for integrals.

- [4] Jon Louis Bentley. Multidimensional binary search trees used for associative searching. *Communications of the ACM*, 18(9):509–517, 1975.
- [5] Gérard Biau. Analysis of a random forests model. *Journal of Machine Learning Research*, 13(Apr):1063–1095, 2012.
- [6] Gérard Biau and Erwan Scornet. A random forest guided tour. *Test*, 25(2):197–227, 2016.
- [7] Gérard Biau, Luc Devroye, and Gábor Lugosi. Consistency of random forests and other averaging classifiers. *Journal of Machine Learning Research*, 9(Sep):2015–2033, 2008.
- [8] Leo Breiman. Statistical modeling: The two cultures. *Statistical Science*, 16(3):199–231, 2001.
- [9] Leo Breiman. Consistency for a simple model of random forests. *Technical Report 670, UC Berkeley*, 2004.
- [10] Leo Breiman and Jerome H Friedman. Estimating optimal transformations for multiple regression and correlation. *Journal of the American Statistical Association*, 80(391):580–598, 1985.
- [11] Leo Breiman, Jerome Friedman, RA Olshen, and Charles J Stone. *Classification and regression trees*. Chapman and Hall/CRC, 1984.
- [12] Peter Bühlmann and Bin Yu. Analyzing bagging. *The Annals of Statistics*, 30(4):927–961, 2002.
- [13] Tianqi Chen and Carlos Guestrin. Xgboost: A scalable tree boosting system. In *Proceedings of the 22nd ACM SIGKDD International Conference on Knowledge Discovery and Data Mining*, pages 785–794. ACM, 2016.
- [14] Misha Denil, David Matheson, and Nando De Freitas. Narrowing the gap: Random forests in theory and in practice. In *International Conference on Machine Learning (ICML)*, 2014.
- [15] Jerome H Friedman. Multivariate adaptive regression splines. *The Annals of Statistics*, 19(1):1–67, 1991.
- [16] Jerome H Friedman. Greedy function approximation: a gradient boosting machine. *Annals of Statistics*, pages 1189–1232, 2001.
- [17] Robin Genuer. Risk bounds for purely uniformly random forests. *arXiv preprint arXiv:1006.2980*, 2010.
- [18] Robin Genuer. Variance reduction in purely random forests. *Journal of Nonparametric Statistics*, 24(3):543–562, 2012.

- [19] Mark L Green. Holomorphic maps into complex projective space omitting hyperplanes. *Transactions of the American Mathematical Society*, 169:89–103, 1972.
- [20] László Györfi, Adam Krzyżak, Michael Kohler, and Harro Walk. *A distribution-free theory of nonparametric regression*. Springer, 2002.
- [21] T. Hastie, R. Tibshirani, and J. Friedman. *The Elements of Statistical Learning: Data Mining, Inference, and Prediction, Second Edition*. Springer Series in Statistics. Springer New York, 2009. ISBN 9780387848587. URL <https://books.google.com/books?id=tVIjmnNS3Ob8C>.
- [22] Hemant Ishwaran. The effect of splitting on random forests. *Machine Learning*, 99(1):75–118, 2015.
- [23] Jalil Kazemitabar, Arash Amini, Adam Bloniarz, and Ameet S Talwalkar. Variable importance using decision trees. In *Advances in Neural Information Processing Systems*, pages 426–435, 2017.
- [24] S. Lang. *Introduction to Complex Hyperbolic Spaces*. Springer, 1987. ISBN 9780387964478. URL <https://books.google.com/books?id=2dX0QvEr8hEC>.
- [25] Yi Lin and Yongho Jeon. Random forests and adaptive nearest neighbors. *Journal of the American Statistical Association*, 101(474):578–590, 2006.
- [26] Gilles Louppe, Louis Wehenkel, Antonio Sutera, and Pierre Geurts. Understanding variable importances in forests of randomized trees. In *Advances in Neural Information Processing Systems*, pages 431–439, 2013.
- [27] Pascal Massart. The tight constant in the Dvoretzky-Kiefer-Wolfowitz inequality. *The Annals of Probability*, pages 1269–1283, 1990.
- [28] Nicolai Meinshausen. Quantile regression forests. *Journal of Machine Learning Research*, 7(Jun):983–999, 2006.
- [29] Lucas Mentch and Giles Hooker. Quantifying uncertainty in random forests via confidence intervals and hypothesis tests. *Journal of Machine Learning Research*, 17(1):841–881, 2016.
- [30] Jooyoung Park and Irwin W Sandberg. Universal approximation using radial-basis-function networks. *Neural computation*, 3(2):246–257, 1991.
- [31] Sidney Resnick. *A probability path*. Birkhauser Verlag AG, 2003.
- [32] Veronika Ročková and Stéphanie van der Pas. Posterior concentration for Bayesian regression trees and their ensembles. *arXiv preprint arXiv:1708.08734*, 2017.

- [33] Erwan Scornet. On the asymptotics of random forests. *Journal of Multivariate Analysis*, 146:72–83, 2016.
- [34] Erwan Scornet, Gérard Biau, and Jean-Philippe Vert. Consistency of random forests. *Annals of Statistics*, 43(4):1716–1741, 2015.
- [35] Erwan Scornet, Gérard Biau, and Jean-Philippe Vert. Supplement to “Consistency of random forests”. *The Annals of Statistics*, 43(4), 2015. doi: 10.1214/15-AOS1321SUPP.
- [36] Charles J Stone. Consistent nonparametric regression. *The Annals of Statistics*, 5(4): 595–620, 1977.
- [37] Stéphanie van der Pas and Veronika Ročková. Bayesian dyadic trees and histograms for regression. In *Advances in Neural Information Processing Systems*, pages 2089–2099, 2017.
- [38] Aad W. van der Vaart and Jon A. Wellner. *Weak convergence and empirical processes*. Springer Series in Statistics. Springer-Verlag, New York, 1996. ISBN 0-387-94640-3. doi: 10.1007/978-1-4757-2545-2. URL <http://dx.doi.org/10.1007/978-1-4757-2545-2>. With applications to statistics.
- [39] VN Vapnik and A Ya Chervonenkis. On the uniform convergence of relative frequencies of events to their probabilities. *Theory of Probability & Its Applications*, 16(2): 264–280, 1971.
- [40] Stefan Wager. Asymptotic theory for random forests. *arXiv preprint arXiv:1405.0352*, 2014.
- [41] Stefan Wager and Susan Athey. Estimation and inference of heterogeneous treatment effects using random forests. *Journal of the American Statistical Association*, pages 1–15, 2018.
- [42] Stefan Wager and Guenther Walther. Adaptive concentration of regression trees, with application to random forests. *arXiv preprint arXiv:1503.06388*, 2015.
- [43] Matt P Wand and M Chris Jones. *Kernel smoothing*. Chapman and Hall/CRC, 1994.
- [44] Lijian Yang and Rolf Tschernig. Multivariate bandwidth selection for local linear regression. *Journal of the Royal Statistical Society: Series B (Statistical Methodology)*, 61(4):793–815, 1999.

SUPPLEMENT TO “BEST SPLIT NODES FOR REGRESSION TREES”
BY JASON M. KLUSOWSKI

A Supplemental Material

A Proofs of main lemmas

Proof of Lemma 1. We proceed by induction. The case $K = 1$ is trivial, since $R_1 e^{P_1} = 0$ clearly implies $R_1 = 0$. Now let $K \geq 2$ be arbitrary and assume that the claim is true for all smaller values of K . Let P_1, \dots, P_K be distinct polynomials without constant terms and R_1, \dots, R_K be polynomials with

$$R_1 e^{P_1} + \dots + R_K e^{P_K} = 0. \quad (47)$$

If all R_k are zero then we are done. Otherwise (without loss of generality) $R_K \neq 0$. First we divide (47) by e^{P_K} , yielding

$$R_1 e^{P_1 - P_K} + \dots + R_{K-1} e^{P_{K-1} - P_K} + R_K = 0. \quad (48)$$

Differentiating the identity (48) gives

$$\begin{aligned} & (R'_1 + R_1(P'_1 - P'_K)) e^{P_1 - P_K} + \dots + \\ & (R'_{K-1} + R_{K-1}(P'_{K-1} - P'_K)) e^{P_{K-1} - P_K} + R'_K = 0. \end{aligned} \quad (49)$$

Multiply (48) by R'_K and (49) by R_K . Subtracting the two resultant expressions from each other yields

$$\begin{aligned} & (R'_1 R_K - R_1 R'_K + R_1 R_K(P'_1 - P'_K)) e^{P_1 - P_K} + \dots + \\ & (R'_{K-1} R_K - R_{K-1} R'_K + R_{K-1} R_K(P'_{K-1} - P'_K)) e^{P_{K-1} - P_K} = 0. \end{aligned}$$

Now we can apply the induction hypotheses, since the $P_k - P_K$ are distinct polynomials without constant terms. It follows that

$$R'_k R_K - R_k R'_K + R_k R_K(P'_k - P'_K) = 0. \quad (50)$$

If $R_k \neq 0$, then (50) is impossible since $P'_k - P'_K \neq 0$ and hence $\deg(R'_k R_K - R_k R'_K) < \deg(R_k R_K(P'_k - P'_K))$. Therefore $R_k = 0$ for $k = 1, \dots, K-1$, which also implies that $R_K = 0$. \square

Proof of Theorem 4. We follow the proof of [33, Lemma 2] for quantile forests, but adapted to our setting. Let $\hat{\mathbf{t}}_k(\mathbf{X}, \Theta)$ denote the node containing \mathbf{X} of the tree built with randomness Θ at the k^{th} step. By [33, Theorem 4.1], we will be done if we can show that

$\omega(f; \mathbf{t}_{k_n}(\mathbf{X}, \Theta)) \rightarrow 0$ as $k_n \rightarrow +\infty$ in $\mathbb{P}_{\mathbf{X}, \Theta}$ -probability. Since f is continuous on $[0, 1]^d$, it is also uniformly continuous. Hence, for each $\xi > 0$, there exists $\delta > 0$ such that if $\text{diam}_{\mathcal{S}}(\mathbf{t}) \leq \delta$, then $\omega(f; \mathbf{t}) \leq \xi$. Hence, we must show that $\text{diam}_{\mathcal{S}}(\hat{\mathbf{t}}(\mathbf{X}, \Theta)) \rightarrow 0$ as $k_n \rightarrow +\infty$ in probability. To this end, let $j \in \mathcal{S}$, $H = \{\mathbf{x} : x_j = z\}$, and $D = \{A : A \cap H \neq \emptyset\}$. Let j_k denote the coordinate selected to split along at the k^{th} step of the tree. Suppose $\mathbf{t}_k(\mathbf{X}, \Theta) \in D$. Then there are two cases:

1. The next split in $\hat{\mathbf{t}}_k(\mathbf{X}, \Theta)$ is performed along the j^{th} coordinate and, in that case, one of the two resulting nodes has an empty intersection with H .
2. The next split in $\hat{\mathbf{t}}_k(\mathbf{X}, \Theta)$ is performed along a coordinate other than the j^{th} and, in that case, the two resultant nodes have a non-empty intersection with H .

Thus,

$$\begin{aligned}
& \mathbb{P} [\hat{t}_{k+1}(\mathbf{X}, \Theta) \in D \mid \Theta] = \\
& \mathbb{E} [\mathbb{1}_{\{j_{k+1}(\Theta)=j\}} \mathbb{1}_{\{\mathbf{t}_k(\mathbf{X}, \Theta) \in D\}} + \mathbb{1}_{\{j_{k+1}(\Theta) \neq j\}} \mathbb{1}_{\{\mathbf{t}_k(\mathbf{X}, \Theta) \in D\}} \mid \Theta] \\
& \leq \mathbb{1}_{\{j_{k+1}(\Theta)=j\}} (1 - \frac{1}{4} \lambda_j(\mathbf{t}_k(D, \Theta))) \mathbb{P} [\mathbf{t}_k(\mathbf{X}, \Theta) \in D \mid \Theta] + \\
& \quad \mathbb{1}_{\{j_{k+1}(\Theta) \neq j\}} \mathbb{P} [\mathbf{t}_k(\mathbf{X}, \Theta) \in D \mid \Theta] \\
& = (1 - \frac{1}{4} \lambda_j^2(\mathbf{t}_k(D, \Theta)) \mathbb{1}_{\{j_{k+1}(\Theta)=j\}}) \mathbb{P} [\mathbf{t}_k(\mathbf{X}, \Theta) \in D \mid \Theta] \\
& \leq \exp \left\{ -\frac{1}{4} \lambda_j^2(\hat{\mathbf{t}}_k(D, \Theta)) \mathbb{1}_{\{j_{k+1}(\Theta)=j\}} \right\} \mathbb{P} [\mathbf{t}_k(\mathbf{X}, \Theta) \in D \mid \Theta],
\end{aligned}$$

where $\hat{\mathbf{t}}_k(D, \Theta)$ is the (unique) node at the k^{th} step of the forest construction that contains z . This implies that $\mathbb{P} [\mathbf{t}_{k_n}(\mathbf{X}, \Theta) \in D] \rightarrow 0$ if $k_n \rightarrow +\infty$ and $\min_{\mathbf{t}} \text{MDI}(X_j; \mathbf{t}) \rightarrow +\infty$ with \mathbb{P}_{Θ} -probability one. Finally, consider a partition of $[0, 1]^S$ into hypercubes of side length ϵ with sides determined by the hyperplanes $\{\mathbf{x} : x_{j'} = \ell\epsilon\}$, where $j' \in \mathcal{S}$ and $\ell = 0, 1, \dots, \lceil \epsilon^{-1} \rceil$. If $\mathbf{t}_{k_n}(\mathbf{X}, \Theta)$ belongs to one of the hypercubes, then $\text{diam}_{\mathcal{S}}(\mathbf{t}_{k_n}(\mathbf{X}, \Theta)) \leq \sqrt{S}\epsilon$. There are at most $O(\epsilon^{-S})$ such hyperplanes and hence

$$\mathbb{P} [\text{diam}_{\mathcal{S}}(\mathbf{t}_{k_n}(\mathbf{X}, \Theta)) > \epsilon\sqrt{S}] \leq \mathbb{P} \left[\bigcup_D \{\mathbf{t}_{k_n}(\mathbf{X}, \Theta) \in D\} \right] \rightarrow 0,$$

if $k_n \rightarrow +\infty$ and $\min_{\mathbf{t}} \text{MDI}(X_j; \mathbf{t}) \rightarrow +\infty$ with \mathbb{P}_{Θ} -probability one, where D ranges over all hyperplanes of the form $\{\mathbf{x} : x_{j'} = \ell\epsilon\}$, $j' \in \mathcal{S}$ and $\ell = 0, 1, \dots, \lceil \epsilon^{-1} \rceil$. The conditions of the theorem and [33, Lemma 2] imply the conclusion of the theorem. \square

Proof of Lemma 5. Let $r \geq 1$ and suppose $\frac{\partial^r}{\partial x_j^r} f(\mathbf{x})$ exists and is continuous for all $\mathbf{x}_{\setminus j} \in [0, 1]^{d-1}$. By Leibniz's integral rule, we have

$$\frac{\partial^r}{\partial x_j^r} \bar{F}_j(x_j, \mathbf{t}) = \int \frac{\partial^r}{\partial x_j^r} f(x_j, \mathbf{x}_{\setminus j}) \mathbb{P}_{\mathbf{X}_{\setminus j} | \mathbf{X}=\mathbf{t}}(d\mathbf{x}_{\setminus j}). \quad (51)$$

By (51) and the generalized mean value theorem for integrals, there exists $\mathbf{x}'_{\setminus j} \in \mathbf{t}_{\setminus j}$ such that $\frac{\partial^r}{\partial x_j^r} f(x_j, \mathbf{x}'_{\setminus j}) = \frac{\partial^r}{\partial x_j^r} \bar{F}_j(x_j, \mathbf{t})$. By assumption that (15) holds, for each $x_j \in [a_j(\mathbf{t}), b_j(\mathbf{t})]$, there exists an integer R such that $\frac{\partial^R}{\partial x_j^R} f(x_j, \mathbf{x}_{\setminus j}) \neq 0$ for all $\mathbf{x}_{\setminus j} \in [0, 1]^{d-1}$. Hence $\frac{\partial^R}{\partial x_j^R} F_j(x_j, \mathbf{t}) \neq 0$. Since x_j was arbitrary in $[a_j(\mathbf{t}), b_j(\mathbf{t})]$, this implies that $\bar{F}_j(\cdot, \mathbf{t})$ is nonconstant on $[a_j(\mathbf{t}), b_j(\mathbf{t})]$. Finally, it is easy to show that if $\Delta(j, s^*, \mathbf{t}) = 0$, then $\bar{F}_j(\cdot, \mathbf{t}) = \mathbb{E}[Y \mid \mathbf{X} \in \mathbf{t}]$. \square

Proof of Lemma 6. First, note that

$$\Delta(s, \mathbf{t}) = \frac{(\int_a^s p'(s|\mathbf{t}) \bar{G}(s', \mathbf{t}) ds')^2}{p(s|\mathbf{t})(1 - p(s|\mathbf{t}))}, \quad s \in [a, b].$$

Since a maximum is larger than an average, for any prior Π on $[0, 1]$,

$$\begin{aligned} \Delta(s^*, \mathbf{t}) &\geq \int_a^b \frac{\Pi((s-a)/(b-a))}{b-a} \frac{(\int_a^s p'(s|\mathbf{t}) \bar{G}(s', \mathbf{t}) ds')^2}{p(s|\mathbf{t})(1 - p(s|\mathbf{t}))} ds \\ &= \int_0^1 \Pi(s) \frac{(\int_0^s (b-a)p'(a+s'(b-a)|\mathbf{t}) \bar{G}(a+s'(b-a), \mathbf{t}) ds')^2}{p(a+s(b-a)|\mathbf{t})(1 - p(a+s(b-a)|\mathbf{t}))} ds. \end{aligned}$$

In particular, we choose the uniform prior, i.e., $\Pi(s) = \mathbb{1}_{\{s \in [0, 1]\}}$. Next, observe that, by assumption, $p'(c) > 0$ and hence

$$\lim_{(a,b) \rightarrow (c,c)} (b-a)p'(a+s(b-a)|\mathbf{t}) = \frac{p'(c)}{p'(c)} = 1$$

and

$$\lim_{(a,b) \rightarrow (c,c)} p(a+s(b-a)|\mathbf{t}) = s \frac{p'(c)}{p'(c)} = s,$$

where the convergence is uniform. Thus, we assume henceforth that \mathbf{X} is uniform. The proof for the distribution of \mathbf{X} in general follows similarly.

Let $D(s)$ denote the divided difference $\frac{\bar{F}(a+s(b-a), \mathbf{t}) - \bar{F}(c, \mathbf{t})}{(a+s(b-a)-c)^R}$ and $\delta = \frac{c-a}{b-a}$. Then, we can rewrite $(b-a)^{-R} \bar{G}(a+s'(b-a), \mathbf{t})$ via

$$D(s') (s' - \delta)^R - \int_0^1 D(s'') (s'' - \delta)^R ds''.$$

Fix $s \in [a, b]$ and use a Taylor expansion of $\bar{F}(\cdot, \mathbf{t})$ about the point $s = c$ and continuity of $\bar{F}^{(R)}(\cdot, \mathbf{t})$ at $s = c$ to argue that

$$\lim_{(a,b) \rightarrow (c,c)} D(s) = \frac{\bar{F}^{(R)}(c, \mathbf{t})}{R!},$$

where the convergence is uniform and the limit is nonzero by assumption. Without loss of generality, assume $\overline{F}^{(R)}(c, \mathbf{t}) > 0$. By uniform continuity, there exists $\xi > 0$ such that if $\sqrt{(c-a)^2 + (b-c)^2} < \xi$, then

$$\left| D(s) - \frac{\overline{F}^{(R)}(c, \mathbf{t})}{R!} \right| < \min \left\{ \frac{\overline{F}^{(R)}(c, \mathbf{t})}{2R!}, \frac{1}{\delta^2} \right\}. \quad (52)$$

Using the fact that $s(1-s) \leq 1/4$ and Jensen's inequality, the expression

$$\int_0^1 \frac{\left(\int_0^s D(s')(s' - \delta)^R ds' - s \int_0^1 D(s'')(s'' - \delta)^R ds'' \right)^2}{s(1-s)} ds$$

is at least

$$4 \left(\int_0^1 \left(\int_0^s D(s')(s' - \delta)^R ds' - s \int_0^1 D(s'')(s'' - \delta)^R ds'' \right) ds \right)^2,$$

which by Fubini's theorem is equal to

$$4 \left(\int_0^1 D(s)(s - 1/2)(s - \delta)^R ds \right)^2. \quad (53)$$

The leading terms in δ in the integrand of (53) are, up to signs, $\delta^R \int_0^1 D(s)(s - 1/2) ds$ and $R\delta^{R-1} \int_0^1 D(s)s(s - 1/2) ds$. However, note that

$$\delta^R \left| \int_0^1 D(s)(s - 1/2) ds \right| = \delta^R \left| \int_0^1 \left(D(s) - \frac{\overline{F}^{(R)}(c, \mathbf{t})}{R!} \right) (s - 1/2) ds \right|,$$

which, per (52), is at most $\delta^R \int_0^1 |D(s) - \frac{\overline{F}^{(R)}(c, \mathbf{t})}{R!}| |s - 1/2| ds \leq \delta^{R-2}/4$. Furthermore, per (52), $D(s)$ is between $\frac{\overline{F}^{(R)}(c, \mathbf{t})}{2R!}$ and $\frac{3\overline{F}^{(R)}(c, \mathbf{t})}{2R!}$. Hence, we have that $\int_0^1 D(s)s(s - 1/2) ds \geq \frac{1}{48} \frac{\overline{F}^{(R)}(c, \mathbf{t})}{R!} > 0$. This shows that (53) is $\Omega(|\delta|^{R-1})$ as $|\delta| \rightarrow +\infty$. Hence, we may assume that $\delta = \frac{c-a}{b-a}$ is bounded in the limit infimum (44). Using this, we have that $\liminf_{(a,b) \rightarrow (c,c)} \frac{\Delta(s^*, \mathbf{t})}{\left(\frac{(b-a)^R \overline{F}^{(R)}(c, \mathbf{t})}{R!} \right)^2}$ is at least

$$\inf_{\delta \in \mathbb{R}} \left\{ \int_0^1 \frac{\left(\int_0^s (s' - \delta)^R ds' - s \int_0^1 (s'' - \delta)^R ds'' \right)^2}{s(1-s)} ds \right\}. \quad (54)$$

Next, let us evaluate the infimum (54). In fact, we will show that it is achieved at $\delta = 1/2$.

Towards this end, elementary calculations reveal that the expression inside the infimum (54) is equal to

$$\frac{1}{(R+1)^2} \int_0^1 \frac{(s(\delta - 1)^{R+1} + (1-s)\delta^{R+1} - (\delta - s)^{R+1})^2}{s(1-s)} ds. \quad (55)$$

Define $V_R(s, \delta) = s(\delta - 1)^R + (1 - s)\delta^R - (\delta - s)^R$, so that the integral (55) can be written as

$$\frac{1}{(R+1)^2} \int_0^1 \frac{V_R^2(\delta, s)}{s(1-s)} ds. \quad (56)$$

We first catalogue some facts about V_R .

1. If R is even, then $V_R(\delta, s) \geq 0$.
2. $V_R(\delta, s) = (-1)^R V_R(1 - \delta, 1 - s)$.
3. If R is even, $\delta \geq 1/2$, and $0 \leq s \leq 1/2$, then $V_R(\delta, s) \geq V_R(\delta, 1 - s)$.
4. $\frac{\partial}{\partial \delta} V_R(\delta, s) = R V_{R-1}(\delta, s)$.
5. $\frac{\partial}{\partial \delta} V_R^2(\delta, s) = 2R V_R(\delta, s) V_{R-1}(\delta, s)$.

By the second fact and the representation (56), it follows that (55) is symmetric about $\delta = 1/2$. Thus, it can be assumed that $\delta \geq 1/2$.

Using the fifth fact, we have that the derivative of (55) with respect to δ is

$$\frac{2}{R+1} \int_0^1 \frac{V_{R+1}(\delta, s) V_R(\delta, s)}{s(1-s)} ds. \quad (57)$$

Assume without loss of generality that R is even. By the first and fourth facts, $V_{R+1}(\delta, s)$ is increasing in δ and V_R is nonnegative. Hence (57) is at least

$$\frac{2}{R+1} \int_0^1 \frac{V_{R+1}(1/2, s) V_R(\delta, s)}{s(1-s)} ds. \quad (58)$$

Note that $V_{R+1}(1/2, s) = (1 - 2s - (1 - 2s)^{R+1})/2^{R+1}$ is odd about $s = 1/2$ and positive when $s \leq 1/2$. Using this observation, we have that (58) is equal to

$$\frac{2}{R+1} \int_0^{1/2} \frac{V_{R+1}(1/2, s) (V_R(\delta, s) - V_R(\delta, 1 - s))}{s(1-s)} ds,$$

and nonnegative by the third fact. Therefore, (55) is increasing when $\delta \geq 1/2$ and hence minimized at $\delta = 1/2$. Thus, the infimum (54) is equal to

$$\int_0^1 \frac{\left(\int_0^s (s' - 1/2)^R ds' - s \int_0^1 (s'' - 1/2)^R ds'' \right)^2}{s(1-s)} ds = \int_0^1 \Delta_R(s, [0, 1]) ds. \quad (59)$$

Routine calculations also reveal that (59) is $\Omega(4^{-R}/R^2)$.

Finally, let us verify all five facts. The second, fourth, and fifth facts are straightforward. The first fact holds since V_R is the difference between a point and a chord that lies above it on the convex function $s \mapsto s^R$. To show the third fact, note that

$$\frac{\partial^2}{\partial s^2} (V_R(\delta, s) - V_R(\delta, 1 - s)) = R(R-1)((1 - \delta - s)^{R-2} - (\delta - s)^{R-2}),$$

which is negative since $\delta - s \geq |1 - \delta - s|$ for $\delta \geq 1/2$ and $s \leq 1/2$. Since $V_R(\delta, s) - V_R(\delta, 1 - s)$ has roots at $s = 0$ and $s = 1/2$, it follows that $V_R(\delta, s) \geq V_R(\delta, 1 - s)$ in this regime. \square

Remark 12. The same argument also works if the uniform prior Π is replaced by any symmetric prior about $1/2$.

B Proofs of example regression functions

Proof of Example 1. Without loss of generality, we will prove the theorem when $f(x) = x^k$. The objective function $\Delta(s, \mathbf{t})$ can be expressed as

$$\sqrt{\Delta(s, \mathbf{t})} = \frac{1}{(k+1)\sqrt{(s-a)(b-s)}} \left[\frac{b-s}{b-a} a^{k+1} + \frac{s-a}{b-a} b^{k+1} - s^{k+1} \right].$$

Note that

$$\sqrt{\Delta((a+b)/2, \mathbf{t})} = \frac{b-a}{k+1} \sum_{j=0}^{k-1} (1 - 2^{-(j+1)}) a^{k-1-j} (b-a)^j \binom{k+1}{j+2},$$

and the derivative of the partial dependence function is

$$\overline{F}'(b) = kb^{k-1}.$$

Thus, by Theorem 9,

$$\begin{aligned} \lambda^{3/2} &\geq \frac{2\sqrt{\Delta((a+b)/2, \mathbf{t})}}{(b-a)|\overline{F}'(b)|} \\ &= \frac{2 \sum_{j=0}^{k-1} (1 - 2^{-(j+1)}) a^{k-1-j} (b-a)^j \binom{k+1}{j+2}}{k(k+1)b^{k-1}} \\ &\geq \frac{\sum_{j=0}^{k-1} (a/b)^{k-1-j} (1 - a/b)^j \binom{k-1}{j}}{k(k+1)} \\ &= \frac{1}{k(k+1)}. \end{aligned}$$

The penultimate line follows from the inequality $\binom{k+1}{j+2} = \frac{k(k+1)}{(j+1)(j+2)} \binom{k-1}{j} \geq \binom{k-1}{j}$ for $j = 0, 1, \dots, k-1$ and the binomial theorem. Since $a < b$ is arbitrary, it follows that $\Lambda \geq \left(\frac{1}{k(k+1)}\right)^{2/3}$. \square

Remark 13. If $a = 0$ and $b = 1$, note that if $s = k/(k+1)$, then $\sqrt{\Delta(s, \mathbf{t})} \sim (1 - e^{-1})/\sqrt{k}$ as $k \rightarrow +\infty$. Since $\sup_{s \in [0,1]} |\overline{F}'(s, \mathbf{t})| \leq k$, this shows that $\lambda \geq (1 - e^{-1})^{2/3}/k$. Although we have not given a formal proof, this calculation provides evidence that $\Lambda \geq C/k$.

Proof of Example 2. Without loss of generality, we will prove the theorem when $f(x) = \sin(2\pi mx)$. In this case, $\sqrt{\Delta(s, \mathbf{t})}$ is equal to

$$\frac{1}{2\pi m \sqrt{(s-a)(b-s)}} \underbrace{\left| \cos(2\pi ms) - \frac{b-s}{b-a} \cos(2\pi ma) - \frac{s-a}{b-a} \cos(2\pi mb) \right|}_{\text{Jensen gap}}.$$

Note the term which is equal to the difference of $\cos(2\pi ms)$ and the line segment between $\cos(2\pi ma)$ and $\cos(2\pi mb)$ at s , or the so-called “Jensen gap” [typically, this terminology is reserved for convex or concave functions, but we nevertheless use it here]. A major task of the proof is in choosing a suitable s so that the Jensen gap is large. Next, note that

$$\sup_{s \in [a, b]} |\overline{G}(s, \mathbf{t})| \leq \min \left\{ 1, 2\pi m \int_a^b |\cos(2\pi ms)| ds \right\}, \quad (60)$$

which combines a pointwise inequality of one and the total variation inequality (33) from Lemma 3.

We break the proof into two parts, depending on whether $a - b \leq 1/(4m)$ or $a - b > 1/(4m)$.

Case I: $a - b \leq 1/(4m)$ Suppose that $b - a \leq 1/(4m)$ and that $\sin(2\pi ms)$ is monotone on $[a, b]$. Consider $\sqrt{\Delta(s, \mathbf{t})}$ at $s = (a + b)/2$. Then it can be shown that

$$\sqrt{\Delta((a+b)/2, \mathbf{t})} = \frac{2 \sin^2(\pi m(b-a)/2) |\cos(\pi m(a+b))|}{\pi m(b-a)}. \quad (61)$$

Since $\sin(2\pi ms)$ is monotone on $[a, b]$, it follows that its total variation is equal to $|\sin(2\pi mb) - \sin(2\pi ma)|$ and hence

$$\begin{aligned} \sup_{s \in [a, b]} |\overline{G}(s, \mathbf{t})| &\leq |\sin(2\pi mb) - \sin(2\pi ma)| \\ &= 2 |\sin(\pi m(b-a)) \cos(\pi m(a+b))|. \end{aligned} \quad (62)$$

Combining the estimates (61) and (62) and using $|\sin(z)| \leq 2|\sin(z/2)|$ for $z \in [0, 2\pi]$ and $\sin(z) \geq (2\sqrt{2}/\pi)z$ for $z \in [0, \pi/4]$, we conclude from Theorem 8 that

$$\begin{aligned} \lambda^{1/2} &\geq \frac{\frac{2 \sin^2(\pi m(b-a)/2) |\cos(\pi m(a+b))|}{\pi m(b-a)}}{2 |\sin(\pi m(b-a)) \cos(\pi m(a+b))|} \\ &\geq \frac{|\sin(\pi m(b-a)/2)|}{2\pi m(b-a)} \\ &\geq \frac{\sqrt{2}}{2\pi}. \end{aligned}$$

Thus, $\lambda \geq \frac{1}{2\pi^2}$. Next, suppose that $\sin(2\pi ms)$ is neither increasing or decreasing on $[a, b]$. This means that for some positive integer k , the point $s' = (2k-1)/(4m)$ belongs to $[a, b]$. Thus, there are choices $s \in [a, b]$ such that

$$|\cos(2\pi ms) - \frac{b-s}{b-a} \cos(2\pi ma) - \frac{s-a}{b-a} \cos(2\pi mb)| \geq Cm^3(b-a)^3.$$

Since $\sqrt{(s-a)(b-s)} \leq (b-a)/2$, it follows from Theorem 8 that $\sqrt{\Delta(s, \mathbf{t})} \geq (C/\pi)m^2(b-a)^2$. Moreover, using the total variation bound in (60),

$$\begin{aligned} \sup_{s \in [a, b]} |\bar{G}(s, \mathbf{t})| &\leq |2 - \sin(2\pi mb) - \sin(2\pi ma)| \\ &= |[\sin(2\pi ms') - \sin(2\pi mb)] + [\sin(2\pi ms') - \sin(2\pi ma)]| \\ &\leq 2\pi^2 m^2 [(b-s')^2 + (s'-a)^2] \\ &\leq 2\pi^2 m^2 (b-a)^2, \end{aligned}$$

where the penultimate line follows from a Taylor expansion argument. Thus, by Theorem 8, $\lambda^{1/2} \geq \frac{(C/\pi)m^2(b-a)^2}{2\pi^2 m^2 (b-a)^2} = C/(2\pi^3)$ and hence $\lambda \geq C^2/(4\pi^6)$.

Case II: $a - b > 1/(4m)$ Next, we investigate when $b - a > 1/(4m)$. In this regime, $\cos(2\pi ms)$ is allowed to make at least a quarter period on $[a, b]$. This means that there exists a universal constant $C > 0$ and $s \in [a, b]$ such that the Jensen gap

$$|\cos(2\pi ms) - \frac{b-s}{b-a} \cos(2\pi ma) - \frac{s-a}{b-a} \cos(2\pi mb)| \geq C,$$

and hence $\sqrt{\Delta(s, \mathbf{t})} \geq C/m$. Furthermore, $\sup_{s \in [a, b]} |\bar{F}'(s, \mathbf{t})| \leq 2\pi m$. Thus, by Theorem 9, $\lambda \geq (C^2/(\pi^2 m^4))^{1/3}$. \square

Remark 14. If $a = 0$ and $b = 1$, and $s = 1/m$ then $\sqrt{\Delta(s, \mathbf{t})} = \frac{1}{2\pi} \sqrt{\frac{1-1/m}{m}}$. Furthermore, $\sup_{s \in [0, 1]} |\bar{G}(s, \mathbf{t})| \leq 1$. Together these estimates imply that $\lambda \geq \frac{1-1/m}{4\pi^2 m}$. As with the case of polynomials [see Remark 13], it is likely that the bound is improvable to $\Lambda \geq C/m$, and we leave its proof as an open question for future investigation.

Lemma 7. Suppose $f(x) = (x - 1/2)^2$. Then $\Lambda \geq (\frac{1}{12})^{2/3}$.

Proof. In this case,

$$\sqrt{\Delta(s, \mathbf{t})} = \frac{1}{6} \sqrt{(s-a)(b-s)} |2a + 2b + 2s - 3|.$$

The derivative of the partial dependence function is $\bar{F}'(s, \mathbf{t}) = 2s - 1$. If $b \leq 1/2$ or $a \geq 1/2$, then a lower bound on λ is easy to state. In this case, $|\bar{F}'(s, \mathbf{t})| \leq |a + b - 1|$.

Choosing $s = (a + b)/2$, we have from Theorem 9 that

$$\lambda^{3/2} \geq \frac{2\sqrt{\Delta((a+b)/2, \mathbf{t})}}{(b-a) \max_{s \in [a,b]} |\overline{F}'(s, \mathbf{t})|} \geq \frac{\frac{1}{2}(b-a)|a+b-1|}{(b-a)|a+b-1|} = 1/2.$$

If $b > 1/2$ or $a < 1/2$, then $|\overline{F}'(s, \mathbf{t})| \leq 2 \max\{1/2 - a, b - 1/2\}$ and there are two cases to consider for obtaining lower bounds on $\Delta(s, \mathbf{t})$.

Case I: $a + b \geq 1$ Choose $s = a + \delta(b - a)$, where $\delta > 1/2$. Then,

$$\sqrt{\Delta(s, \mathbf{t})} \geq \frac{b-a}{3} \sqrt{\delta(1-\delta)(2\delta-1)(b-1/2)}.$$

Let $\delta = \frac{1}{2} + \frac{1}{2\sqrt{2}}$. Then, $\sqrt{\Delta(s, \mathbf{t})} \geq \frac{b-a}{12}(b-1/2)$, and hence by Theorem 9, $\lambda \geq (\frac{1}{12})^{2/3}$.

Case II: $a + b < 1$ Choose $s = a + \delta(b - a)$, where $\delta < 1/2$. Then,

$$\sqrt{\Delta(s, \mathbf{t})} \geq \frac{b-a}{3} \sqrt{\delta(1-\delta)(1-2\delta)(1/2-a)}.$$

Choosing $\delta = \frac{1}{2} - \frac{1}{2\sqrt{2}}$ yields $\sqrt{\Delta(s, \mathbf{t})} \geq \frac{b-a}{12}(1/2-a)$, and hence Theorem 9, $\lambda \geq (\frac{1}{12})^{2/3}$. \square

Lemma 8. Suppose $f(\mathbf{x}) = \sin(\pi x_1 x_2)$. Then $\Lambda \geq \frac{1}{2\pi^2}$.

Proof. First, note that $\mathbb{E}[Y \mid \mathbf{X} \in \mathbf{t}, X_1 = s]$ is equal to

$$\begin{aligned} -\frac{\cos(\pi b_2 s) - \cos(\pi a_2 s)}{(b_2 - a_2)\pi s} &= \frac{\sin(\pi(a_2 + b_2)s/2) \sin(\pi(b_2 - a_2)s/2)}{(b_2 - a_2)\pi s/2} \\ &\approx \sin(\pi(a_2 + b_2)s/2). \end{aligned}$$

In this case,

$$\sqrt{\Delta((a_1 + b_1)/2, \mathbf{t})} = \frac{\sin^2(\pi(a_2 + b_2)(b_1 - a_1)/8) \cos(\pi(a_2 + b_2)(b_1 + a_1)/4)}{\pi(a_2 + b_2)(b_1 - a_1)/8}.$$

Using the total variation bound (60), one can easily show that

$$\begin{aligned} \sup_{s \in [a_1, b_1]} |\overline{G}(s, \mathbf{t})| &\leq 2 \sin(\pi(a_2 + b_2)(b_1 - a_1)/4) \cos(\pi(a_2 + b_2)(b_1 + a_1)/4) \\ &\leq 4 \sin(\pi(a_2 + b_2)(b_1 - a_1)/8) \cos(\pi(a_2 + b_2)(b_1 + a_1)/4), \end{aligned}$$

where the last line follows from $\sin(z) \leq 2 \sin(z/2)$ for $z \in [0, \pi]$. Using $\sin(z) \geq (2\sqrt{2}/\pi)z$ for $z \in [0, \pi/4]$, we conclude from Theorem 8 that

$$\lambda^{1/2} \geq \frac{\sqrt{\Delta((a_1 + b_1)/2, \mathbf{t})}}{\sup_{s \in [a_1, b_1]} |\overline{G}(s, \mathbf{t})|} \geq \frac{1}{4} \frac{\sin(\pi(a_2 + b_2)(b_1 - a_1)/8)}{\pi(a_2 + b_2)(b_1 - a_1)/8} \geq \frac{\sqrt{2}}{2\pi}.$$

This implies that $\Lambda \geq \frac{1}{2\pi^2}$. \square

C Proof of example distributions

Below we list the examples from Section 9.1 and give their proofs.

- (b) If each X is i.i.d. Beta(2, 1), then $\mathbb{P}[X \leq s \mid \mathbf{X} \in \mathbf{t}] = \frac{s^2 - a^2}{b^2 - a^2}$ and $Q(p) = \sqrt{a^2 + p(b^2 - a^2)}$ and hence we can write

$$\frac{Q(p) - a}{b - a} = \frac{\sqrt{pb^2 + (1-p)a^2} - a}{b - a} = \frac{p(a+b)}{\sqrt{pb^2 + (1-p)a^2} + a}.$$

By concavity of the square root function, $\sqrt{pb^2 + (1-p)a^2} \geq pb + (1-p)a$. Thus, $\frac{\sqrt{pb^2 + (1-p)a^2} - a}{b - a} \geq p$ for all $a < b$ and so $q_1(p) = p$. For the other direction, we can choose $q_2(p) = \sqrt{p}$ if we can show that $\frac{\sqrt{p}(a+b)}{\sqrt{pb^2 + (1-p)a^2} + a} \leq 1$, or equivalently, that

$$\begin{aligned} & (\sqrt{pb^2 + (1-p)a^2} + a)^2 - (\sqrt{p}(a+b))^2 \\ &= 2a(\sqrt{pb^2 + (1-p)a^2} + a - p(a+b)) \\ &\geq 0. \end{aligned} \tag{63}$$

By concavity of the square root function, the expression in (63) is at least $4a^2(1-p) \geq 0$.

- (c) If each X is i.i.d. Beta(1/2, 1), then $\mathbb{P}[X \leq s \mid \mathbf{X} \in \mathbf{t}] = \frac{\sqrt{s} - \sqrt{a}}{\sqrt{b} - \sqrt{a}}$ and $Q(p) = (\sqrt{a} + p(\sqrt{b} - \sqrt{a}))^2$ and hence we can write

$$\frac{Q(p) - a}{b - a} = p \left(1 - (1-p) \frac{\sqrt{b} - \sqrt{a}}{\sqrt{b} + \sqrt{a}} \right).$$

The proof is finished by noting that $0 \leq \frac{\sqrt{b} - \sqrt{a}}{\sqrt{b} + \sqrt{a}} \leq 1$ for all $a < b$.

D Miscellaneous lemmas

Lemma 9. Suppose A and B are events and let W and $\{W_i\}_{i=1}^n$ be i.i.d. random variables. If $M = \sum_{i=1}^n \mathbb{1}_{\{W_i \in A\}}$ and $M' = \sum_{i=1}^n \mathbb{1}_{\{W_i \in A \cap B\}}$, then $M' \mid M = m \sim \text{Bin}(m, \mathbb{P}[W \in B \mid W \in A])$.

Proof. Let $p_A = \mathbb{P}[W \in A]$ and $p_{AB} = \mathbb{P}[W \in A \cap B]$. Note that $p_{AB}/p_A =$

$\mathbb{P}[W \in B \mid W \in A]$. Then

$$\begin{aligned}\mathbb{P}[M' = m' \mid M = m] &= \frac{\mathbb{P}[M' = m', M = m]}{\mathbb{P}[M = m]} \\ &= \frac{\binom{n}{m} \binom{m}{m'} p_{AB}^{m'} (p_A - p_{AB})^{m-m'} (1 - p_A)^{n-m}}{\binom{n}{m} p_A^m (1 - p_A)^{n-m}} \\ &= \binom{m}{m'} (p_{AB}/p_A)^{m'} (1 - p_{AB}/p_A)^{m-m'},\end{aligned}$$

which is the mass function of $\text{Bin}(m, \mathbb{P}[W \in B \mid W \in A])$. \square

Before we state the next lemma, let us first introduce some notation. For a function g , we write $g(x-)$ (resp. $g(x+)$) to denote the left (resp. right) side limits of g at x , i.e., $g(x-) = \lim_{z \uparrow x} g(z)$ and $g(x+) = \lim_{z \downarrow x} g(z)$.

Lemma 10. *Let F be a distribution function and Q its quantile function, i.e., $Q(p) = \inf\{x \in \mathbb{R} : p \leq F(x)\}$. Then,*

$$Q(F(x)) \leq x \leq Q(F(x+)), \quad x \in \mathbb{R}, \quad (64)$$

and

$$F(Q(p)-) \leq p \leq F(Q(p)), \quad p \in (0, 1). \quad (65)$$

Furthermore, if F is continuous and strictly increasing, then all inequalities are equalities.

Proof. These are standard facts from probability theory and can be deduced from the Galois inequalities. See, for example, [31, Section 2.5.2]. \square