

On Low Density Majority Codes

Hajir Roozbehani Yury Polyanskiy

Abstract

We study a problem of constructing codes that transform a channel with high bit error rate (BER) into one with low BER (at the expense of rate). Our focus is on obtaining codes with smooth (“graceful”) input-output BER curves (as opposed to threshold-like curves typical for long error-correcting codes). To that end we introduce the notion of Low Density Majority Codes (LDMCs). These codes are non-linear sparse-graph codes, which output majority function evaluated on randomly chosen small subsets of the data bits. This is similar to Low Density Generator Matrix codes (LDGMs), except that the XOR function is replaced with the majority. We show that even with a few iterations of belief propagation (BP) the attained input-output curves provably improve upon performance of any linear systematic code. The effect of non-linearity bootstrapping the initial iterations of BP, suggests that LDMCs should improve performance in various applications, where LDGMs have been used traditionally (e.g., pre-coding for optics, tornado raptor codes, protograph constructions).

As a side result of separate interest we establish a lower (impossibility) bound for the achievable BER of a systematic linear code at one value of erasure noise given its BER at another value. We show that this new bound is superior to the results inferred from the area theorem for EXIT functions.

CONTENTS

I	Introduction	1
I-A	Problem description	3
I-B	The LDMC ensemble	4
I-C	Main results	4
I-D	Prior work	5
I-D1	Rateless codes	5
I-D2	Joint Source-Channel Coding	5
I-D3	Non-linear codes	6
II	Two point converse for systematic linear codes	7
III	Bounds via Area Theorem	9
IV	Density evolution analysis	11
IV-A	Lower and upper bounds via E-functions	11
IV-B	Computing E-functions for LDMC(3)	14
IV-C	Upper bound for systematic LDMC as $d \rightarrow \infty$	19
V	Improving LDGMs using LDMCs	20
VI	Codes as channel transforms	20
	References	22

I. INTRODUCTION

We start by describing a joint source-channel problem for a binary unbiased source and a memoryless erasure channel. Let $X = (X_1, X_2, \dots, X_k) \sim \text{Ber}(1/2)^{\otimes k}$ be *information bits*. An *encoder* $f : \{0, 1\}^k \rightarrow \{0, 1\}^n$ maps X to a (possibly longer) sequence $Y = (Y_1, \dots, Y_n)$ where each Y_i is called a *coded bit* and Y is a *codeword*. The rate of the code f is denoted by $R = k/n$ and its bandwidth expansion by $\rho = n/k$. A channel BEC_ϵ takes Y and produces $Z = (Z_1, \dots, Z_n)$ where each $Z_j = Y_j$ with probability $(1 - \epsilon)$ or $Z_j = ?$ otherwise. In this paper we will be interested in performance of the code simultaneously for multiple values of ϵ , and for this reason we denote Z by $Z(\epsilon)$ to emphasize the value of the erasure probability.

H.R. is with the Laboratory of Information and Decision Systems at MIT. e-mail: hajir@mit.edu. Y.P. is with the Department of Electrical Engineering and Computer Science, MIT. e-mail: yp@mit.edu. This work was supported by the Center for Science of Information (CSoI), an NSF Science and Technology Center, under grant agreement CCF-09-39370 and by the NSF grant CCF-17-17842.

Upon observing the distorted information $Z(\epsilon)$, decoder g maps $Z(\epsilon)$ into $\hat{X}(\epsilon)$. We measure quality of the decoder by the data bit error rate (BER):

$$\text{BER}_f(\epsilon) := \frac{1}{k} \sum_{i=1}^k \mathbf{P}[X_i \neq \hat{X}_i(\epsilon)] = \frac{1}{k} \mathbf{E}[d_H(X, \hat{X}(\epsilon))],$$

where d_H stands for Hamming distance.¹

Suppose for now that there is a single user who is interested in the information source, and that the communication takes place over a fixed BEC_ϵ . A central question in information theory is to determine the amount of data needed at the user's end to recover the source data with some guaranteed fidelity. In this case, we are interested in the best achievable performance for the given channel. We define the error reduction limit of a family \mathcal{F} of codes w.r.t capacity-to-rate ratio $x = C/R$ to be

$$\omega_{\mathcal{F}}(x) := \inf_{f \in \mathcal{F}} \text{BER}_f(1 - xR).$$

Note that at $C/R = x$ we have $\epsilon = 1 - xR$. When $C = R$, on average, we observe k coded bits, i.e., the number of available observations on average matches the number of source bits to be estimated. In other words, the ratio C/R measures the excess (or lack thereof) in the average number of available observations for recovering X . The reason to define $\omega_{\mathcal{F}}$ over the ratio C/R (as opposed to the erasure probability ϵ) is to have a unified way of quantifying the error reduction limit of a family that may contain codes of different rates. We can always restrict a family to sub-codes of fixed rate, or block-length, and study the corresponding error reduction limit separately.

For linear maps \mathcal{L} , it is easy to find a bound for $\omega_{\mathcal{L}}(x)$. Indeed, we have a simple counting problem in hand. To recover any m source bits, we need to observe at least m linear equations (associated with coded bits). The remaining coordinates cannot be guessed better than random (see Prop. 1 below). Therefore

$$\omega_{\mathcal{L}}(x) \geq \frac{1 - x}{2}. \quad (1)$$

This lower bound has a nice geometric interpretation that is worth noting. The kernel of the linear system associated with the observed coded bits specifies the region of uncertainty in which X lies. All points in this region are equally likely to occur and contribute to the distortion in recovering X . We thus need to find a point (not necessarily inside the kernel) that minimizes the average distance to all the points in the kernel, i.e., we want to find the Chebyshev center of the kernel. The above lower bound is tight for sub-cubes. We may thus interpret the bound as follows: among all linear sub-spaces of the Hamming cube with the same dimension, the sub-cubes have the smallest Chebyshev radius.

For general codes, we can again reduce the matters to a counting problem by applying the entropy functional. Roughly speaking, since on average we observe $(1 - \epsilon)n$ equations, we can only hope to reduce the entropy of X by $(1 - \epsilon)n$ bits upon observing $Z(\epsilon)$. Then it follows from Fano's inequality (and concavity of entropy) that for any family \mathcal{F}

$$h(\omega_{\mathcal{F}}(x)) \geq 1 - x, \quad (2)$$

where h is the binary entropy function. We refer to this lower bound as the *information theoretic limit* of partial recovery. Likewise, (1) is called the information theoretic limit for linear codes. The two information theoretic limits are shown in Fig. 1. It follows from Shannon's achievability theorems for coding and rate distortion that the above two bounds are tight asymptotically, i.e., there exist encoders and decoders that operate close to the curves when n and k are large. When $C > R$, the curves for linear and non-linear codes coincide. We call this regime the *error correction* regime. However, there is a gap between the two curves when $C < R$. We call this regime the *error reduction* regime. The bounds show that non-linear codes are more capable than linear codes in the regime of error reduction.

The gap between $\omega_{\mathcal{L}}$ and $\omega_{\mathcal{F}}$ for $C/R < 1$ has a geometric explanation. The pre-image of a point under a linear map is an affine space, and affine spaces have relatively large diameter (in the Hamming sense). However, the pre-image of a point under a non-linear map can be a set with small diameter. Such sets are known as anticodes and over the binary cube Hamming balls are the optimal anticodes. Indeed the general lower bound can be achieved by first packing points inside balls in the source space and then encoding the centers optimally. We call the codes that can achieve the information theoretic limit of partial recovery the *Shannon codes*.

When multiple parties are interested in the information source, we need to consider the behavior of $\omega_{\mathcal{F}}$ at different points. Intuitively, we want to say that a family of codes is graceful if $\text{BER}_f(\epsilon)$ varies smoothly with ϵ for some f , while satisfying some required fidelity criteria by users. To formalize this notion, we can fix an erasure probability ϵ_1 and a minimum admissible recovery quality δ_1 . Then among all the codes (in the family) satisfying $\text{BER}(\epsilon_1) \leq \delta_1$, we look for one that has the lowest possible BER at some ϵ_2 , i.e., a code that gives the best possible improvement (resp. least possible degradation) as more (resp. less) data becomes available. We thus introduce the two point trade-off function as follows.

¹We remark that $\text{BER}_f(\epsilon)$ depends on the choice of the decoder as well. We specify the choice of decoder if it is not clear from the context.

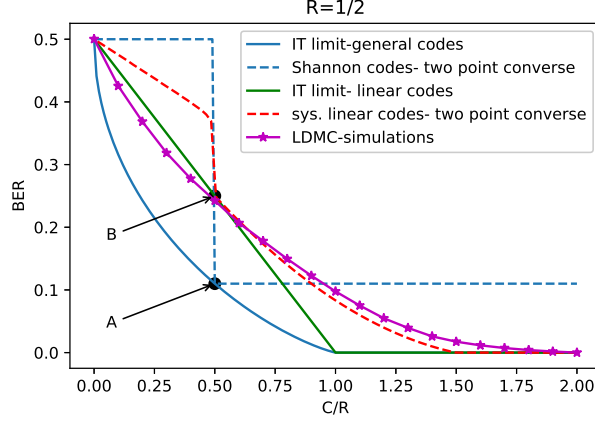


Fig. 1: The lower bounds for codes of rate $R = 1/2$ vs achievability with systematic LDMCs as defined in Section I-B. Here $C = 1 - \epsilon$ is the capacity of the erasure channel and BER is computed w.r.t the source distortion $\mathbb{E}[d(X, \hat{X})]/k$, where d is the Hamming distance and k is the number of source bits. We note that on average k coded bits are returned by the channel at $C/R = 1$. Shannon codes that achieve the information theoretic limit suffer from an ungraceful collapse. The two point converse for systematic linear codes is from Theorem 1 and is computed for codes that can achieve the point $B = (0.5, 0.2501)$, i.e., they satisfy $\text{BER} \leq 0.2501$ at $\epsilon = 0.75$. This means that they can, on average, recover $0.499k$ coordinates from $0.5k$ observations. The bound is stable, i.e., a small perturbation on the location of point B cannot prevent the step-like behavior of the code. The lower bound shows that almost no unobserved coordinates can be recovered when $C/R < 0.5$. Furthermore, separation codes that pass through point $A = (0.5, 0.1101)$ suffer from the same problem. The LDMCs can however achieve a graceful decline while surpassing the fundamental limitations of linear codes when $C/R \leq 0.5$.

Definition 1. Given a family \mathcal{F} of codes, the two point trade-off function of f at (ϵ_1, δ_1) is defined as

$$\eta_{\mathcal{F}}(\epsilon_2; \epsilon_1, \delta_1) = \inf_{f \in \mathcal{F}} \{\text{BER}_f(\epsilon_2) : \text{BER}_f(\epsilon_1) \leq \delta_1\}$$

where the BER functions are computed w.r.t to the optimal (bitwise-MAP) decoder.

It follows from our results (see Theorem 1) that linear codes are not graceful, i.e., their trade-off function has a threshold like behavior. That is to say, if a linear code is efficient for partial recovery of one user it performs poorly for the other. For instance, consider the case with two users where user 1 is interested in 50% of the source bits and user 2 is interested in 25% of the source bits. Can we design linear codes so that, on average, user 1 can reach his goal by observing around $0.5k$ coded bits and user 2 can achieve his by observing close to $0.25k$ coded bits? Unfortunately, the answer is no as shown in Fig.1. Similarly, separation codes of Shannon suffer from the same issue. However, we shall see that there exist non-linear codes that can provide a graceful degradation in performance while staying close or even below the fundamental line of linear codes. A prevalent barrier in using non-linear codes is their decoding complexity. Indeed the idea of solving linear systems of equations should in general be more appealing than solving non-linear equations with no structure. The codes that we present are, however, efficiently decodable and can surpass capabilities of linear codes for partial recovery. We call these codes Low Density Majority Codes² (LDMCs) and describe them in Section I-B. As shown in Fig.1, LDMCs can achieve smaller error in recovery than any linear codes for both users.

In the next section, we formulate the problem of partial recovery exactly, provide the construction of our non-linear codes, and present an overview of our main results and their connections with other problems in information theory.

A. Problem description

We are mainly interested in the trade-off function for the family \mathcal{L} of linear codes. We want to assess the quality of recovery obtained by LDMCs in comparison with \mathcal{L} over a range of channels.

Definition 2. A code g is said to (ϵ_1, ϵ_2) -dominate \mathcal{F} if there exists δ_1 so that $\text{BER}_g(\epsilon_1) \leq \delta_1$ and $\text{BER}_g(\epsilon_2) \leq \eta_{\mathcal{F}}(\epsilon_2; \epsilon_1, \delta_1)$. If $\text{BER}_g(\epsilon) \leq \text{BER}_f(\epsilon)$ for all ϵ and all $f \in \mathcal{F}$, then g is said to dominate \mathcal{F} .

The question of partial recovery for a code over a family $\{\text{BEC}_{\epsilon}\}_{\epsilon \in [\epsilon_1, \epsilon_2]}$ of channels can now be discussed in terms of (ϵ_1, ϵ_2) -domination w.r.t to \mathcal{F} for a rich enough family of maps \mathcal{F} . We study the trade-off function of the family \mathcal{L} of systematic linear codes and show that LDMCs can (ϵ_1, ϵ_2) -dominate \mathcal{L} in the error reduction regime.

²The name was suggested to us by Prof. Frank Kschischang.

B. The LDMC ensemble

We first define the notion of a check regular code ensemble generated by a Boolean function.

Definition 3. Let \mathbf{P}_Σ be a joint distribution on m -subsets of $[k]$. Given a Boolean function $f : \{0, 1\}^m \rightarrow \{0, 1\}$, the (check regular) ensemble of codes on $\{0, 1\}^k$ generated by (f, \mathbf{P}_Σ) is the family of random codes $f_\Sigma : x \mapsto (f(x_S))_{S \in \Sigma}$ obtained by sampling $\Sigma \sim \mathbf{P}_\Sigma$. Here x_S is the restriction of x to the coordinates indexed by S .

Given $x \in \{0, 1\}^d$, we consider the d -majority function

$$\text{d-maj}(x) = \mathbb{1}_{\{\sum_i x_i > \frac{d}{2}\}}.$$

We have the following definition:

Definition 4. Let $\mathbf{U}_\Sigma = \text{Unif}^{\otimes n}(\{d\text{-subsets of } [k]\})$ be the uniform product distribution on the d -subsets of $[k]$. The ensemble of codes generated by $(\text{d-maj}, \mathbf{U}_\Sigma)$ is called the Low Density Majority Code (LDMC) ensemble of degree d and denoted by $\text{LDMC}(d)$. Furthermore, define the event $A = \{\sum_{S \in \Sigma} \mathbb{1}_{\{i \in S\}} = \sum_{S \in \Sigma} \mathbb{1}_{\{j \in S\}}\}$, i.e., the event that each i appears in the same number of d -subsets S . Then the ensemble generated by $(\text{d-maj}, \mathbf{U}_{\Sigma|A})$ is called a regular $\text{LDMC}(d)$ ensemble.

Note that $\text{LDMC}(1)$ is the repetition code. We will mainly be focusing on $\text{LDMC}(3)$ which we also refer to as 3-majority codes. We shall also speak of systematic LDMCs, which are codes of the form $x \mapsto (x, f(x))$ where f is picked from a regular LDMC ensemble. Throughout this work, we also refer to the check regular ensemble generated by the XOR function, known as the Low Density Generator Matrix codes (LDGMs).

Previously, we have introduced LDMCs in [1] and have shown that they possess graceful degradation in the following (admittedly weak) senses:

- Let

$$\beta_f^* = \inf_{x, y} \left\{ \frac{d(f(x), f(y))}{n} \mid d(x, y) \geq k - o(k) \right\}$$

Operationally, β^* characterizes the threshold for adversarial erasure noise beyond which the decoder cannot guaranteed to recover a single bit. Alternatively, $1 - \beta_f^*$ is the fraction of equations needed such that f can always recover at least one input symbol. Then it was shown in [1] that an LDMC codes achieve $\beta^* = 1$ asymptotically with high probability. It was shown in [2] that repetition-like codes are the only linear codes achieving $\beta^* = 1$. In particular, no such linear codes exist when the bandwidth expansion factor ρ is not an integer.

- It was shown in [1] that LDMC codes can dominate the repetition code even with a sub-optimal (peeling) decoder. A priori, it is not obvious if such codes must exist. Indeed if we measure the quality of recovery w.r.t output distortion, i.e., the bit error rate of coded bits, then the so called area theorem (see Theorem 2 below) states that no code is dominated by another code. However, this is not case for input distortion. Even for systematic linear codes, it is possible for one code to dominate another as the next example shows.

Example 1. Let f be the 2 fold repetition map $X \mapsto (X, X)$. Let g be a systematic code sending $x_i \mapsto (x_i, x_i, x_i)$ for all odd i and $x_j \mapsto (x_j)$ for all even i . Then $\text{BER}_f(\epsilon) = \frac{1}{2}\epsilon^2$ and $\text{BER}_g(\epsilon) = \frac{1}{2}(\frac{1}{2}\epsilon^3 + \frac{1}{2}\epsilon)$. It can be checked that f dominates g . This means that among repetition codes a balanced repetition is optimal.

It can be shown that no linear code can dominate the repetition code. This gives an indication that LDMCs can achieve trade-offs that are not accessible to linear codes. Here we continue our investigation of LDMCs and show that this is indeed the case and LDMCs are also good w.r.t to the more natural definitions of graceful degradation.

C. Main results

Our main results are as follows:

- We establish two-point lower bounds for the partial recovery trade-off function of systematic linear codes. Together with the upper bound of Section IV-C, these results show that systematic regular $\text{LDMC}(9)$ contains codes of rate $1/2$ that are more capable than any systematic linear code for partial recovery in the stochastic settings. These bounds also improve on existing bounds (c.f. [3]) for the stochastic broadcast JSCC problem in the case of linear codes. They may also be used to derive non-trivial bounds for the finite length analysis of linear codes.
- We study the implications of the area theorem for the two point converse bounds. We conclude that our bounds are tighter and more stable than those obtained via area theorem.
- We provide a general tool for computing upper and lower bounds for BP error for non-linear codes. A data processing argument shows that the lower bound is universal, i.e., it holds for the optimal (bitwise-MAP) decoder as well. In the case of $\text{LDMC}(3)$, the lower bound is very close to our empirical results, which means there can only be a small gap between the optimal and BP decoder for $\text{LDMC}(3)$ for any erasure level.
- We construct an asymptotic upper bound for BP error of systematic $\text{LDMC}(d)$ of large degrees. The bound does not depend on degree and relies on propagating messages in just 1 iteration of BP. The bound tightly fits our simulation results, demonstrating that asymptotics in d kicks in early.

- We show that LDGM constructions can be uniformly improved by replacing repetition code (degree-1 nodes) with LDMCs. A joint optimization over LDGM and LDMC is shown to improve on partial recovery for all noise levels.

D. Prior work

1) *Rateless codes*: To solve the multi-cast problem over the internet, the standard TCP protocol uses feedback to deal with erasures, i.e., each lost packet gets re-transmitted. This scheme is optimal from a data recovery point of view. From any k received coded data bits, k source bits can be recovered. Hence it can achieve every point on the fundamental line of Fig. 1. However, a separate feedback line is not always available, and using the same channel to implement feedback has other complications. For instance, when many packets are likely to get dropped, feedback has a large overhead (or the excess in information bits required to reconstruct the source). Alternatively, a forward error correcting code can be used to deal with data loss. A preliminary analysis in [4] shows that forward error correction can save up to 25% in overhead compared to a feedback approach over a typical Internet network.

In particular, Fountain codes have been introduced to solve the problem of multi-casting over the erasure channel [5]. They are a family of linear error correcting codes that can recover k source bits from any $k + o(k)$ coded bits with small overhead. A special class of fountain codes, called systematic Raptor codes, have been standardized and are used for multi-casting in 3GPP [6]–[10]. Various extensions and applications of Raptor codes are known [11], [12]. However, as observed in [13], these codes are not able to adapt to the user demands and temporal variations in the network.

As less data becomes available at the user's end, it is inevitable that our ability to recover the source deteriorates. However, we may still need to present some meaningful information about the source to the user, i.e., we want to partially recover the source. For instance, in sensor networks it becomes important to maximize the throughput of the network at any point in time since there is always a high risk that the network nodes fail and become unavailable for a long time [14]. In such applications it is important for the codes to operate *gracefully*, i.e., to partially recover the source and improve progressively as more data comes in. We show in Section II that Fountain codes, and more generally linear codes, are not graceful for forward error correction. Hence, it is not surprising that many authors have tried to develop graceful linear codes by using partial feedback [14]–[17]. However, we shall challenge the idea that graceful degradation (or the online property) is not achievable without feedback [17]. Indeed LDMCs give a family of efficient (non-linear) error reducing codes that can achieve graceful degradation and can perform better than any linear code in the sense of partial recovery (see Fig.1).

Raptor codes are essentially concatenation of a rateless Tornado type error-reducing code with an outer error correcting pre-coder. Forney [18] observed that concatenation can be used to design codes that come close to Shannon limits with polynomial complexity. Forney's concatenated code consisted of a high rate error correcting (pre)-coder that encodes the source data and feeds it to a potentially complicated inner error correcting code. One special case of Raptor codes, called pre-code only Raptor code is the concatenation of an error correcting code with the repetition code. Recently, such constructions are becoming popular in optics. In these applications it is required to achieve 10^{-15} output BER, much lower than the error floor of LDPC. Concatenation with a pre-coder to clean up the small error left by LDPCs is one way to achieve the required output BER [19]. It was shown recently however that significant savings in decoding complexity (and power) can be achieved if the inner code is replaced with a simple error reducing code and most of the error correction is left to the outer code [20], [21].

These codes, as all currently known examples of concatenated codes, are linear. They use an outer linear error correcting code (BCH, Hamming, etc) and an inner error reducing LDGM. The LDGM code however operates in the regime of partial data recovery. It only produces an estimate of the source with some distortion that is within the error correcting capability of the outer code. To achieve good error reduction, however, LDGMs still need rather long block-length and a minimum number of successful transmissions. In other words, they are not graceful codes (see Fig. 11). We will show in Section V that LDMCs can uniformly improve on LDGMs in this regime. Thus, we expect that LDMCs appear in applications where LDGMs are currently used for error reduction.

2) *Joint Source-Channel Coding*: The problem discussed in this work can be viewed as an example of broadcasting with a joint source-channel code (JSCC), which is considered one of the challenging open problems in network information theory [3], [22]–[25]. In general it is known that the users have a conflict of interests, i.e., there is a tradeoff between enhancing the experience of one user and the others. For instance, if we design the system to work well for the less resourceful users, others suffer from significant delay. Likewise, if we minimize the delay for the privileged users, others suffer significant loss in quality. Naturally, there are two questions we are interested in: 1) what are the fundamental tradeoffs for partial recovery 2) how do we design codes to achieve them?

Many achievability and converse bounds are available for the two user case under various noise models [23], [26]–[29]. It turns out that in most cases there is a gap between achievability and converse bounds. In a sense, the theory and practice of partial recovery so far are much less developed compared with the classic setting of full recovery with one user (also known as point-to-point communication). For the classic problem, Shannon provided a converse for full recovery and showed that it is asymptotically tight using a non-constructive (random coding) argument. Over the years many practical codes were developed that can achieve good performance in the sense of full recovery and admit efficient decoding. These codes mostly rely on the idea that linear systems of equations with proper structure (symmetry, sparsity, etc) can be solved efficiently. However, for

the two user case the best achievability results are either non-constructive [28], or involve complicated non-linearities (e.g., compression at different scales [30] [31]). Shannon also developed the rate distortion theory of partial recovery for one user and showed that separation is asymptotically optimal. In practice, however, the codes are finite and it is known that in this regime separation is not optimal (see [3] and references therein). Furthermore, lossy compression is inherently nonlinear and separating it from coding adds another layer of complexity to the system. This is the problem that JSCCs attempt to solve.

A classic error correction solution is not completely satisfactory here. Indeed for error correction to work, we need to know the channel quality. If we design the code to work well in the worst case situation, we suffer significant delay. If we assume a best case channel, we suffer significant loss in recovery once the channel quality drops below the design rate. This sudden drop in quality is known as the “cliff effect” [30] and shown in Fig.2 for LDPC codes. Roughly speaking, there is a phase transition in the BER performance of LDPCs or any capacity achieving code. When the noise level is below a certain threshold the input can be recovered with small error. When the noise level exceeds that threshold the input cannot be recovered with good fidelity. This is a consequence of the so called area theorem and will be visited later. Our results show that the “cliff effect” persists in the range of partial recovery as well. That is, any linear code that comes close to the fundamental limits of partial recovery cannot be graceful. This latter result cannot be inferred from the area theorem (see Section III) or the general converses known for the JSCC problem.

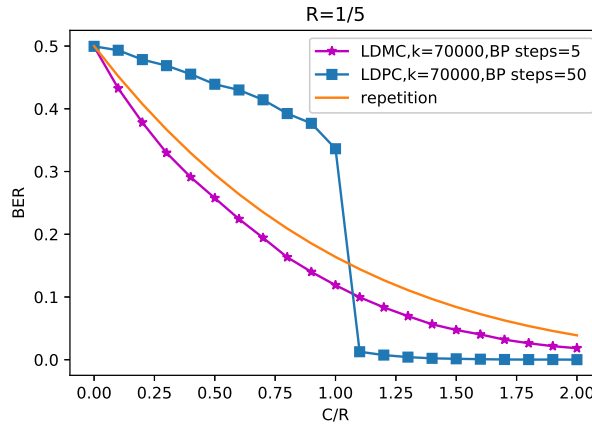


Fig. 2: Comparing BER at different erasure channels for three codes with rate 1/5: an LDPC code with 70000 data bits using 50 iterations of BP, the repetition code, and LDMC(3) with $k=200$ information bits using 5 iterations of BP. The LDMC code does not have any systematic bits. The LDPC code suffers from the cliff effect. Here C is the capacity of the channel and R is the rate of the code.

The repetition code, on the other hand, can recover the input bits partially at all channel noise levels. Of course, its performance degrades as the channel capacity drops but it does so in a graceful way.

It was known since the early days of communication that optimal error correcting codes suffer from the cliff effect [32]. Much work has been done recently to address the cliff effect in the literature [30], [31], [33]–[36]. Such approaches can broadly be categorized into Joint-Source-Channel-Coding (JSCC) solutions.

In this sense, LDMCs can be viewed as practical JSCC codes for broadcasting over erasure channels. Our bounds on the trade-off functions gives new converses for broadcasting with linear codes. Our results reveal that, unlike the classic setting, the converse bounds cannot be achieved with linear codes. Hence, to find good practical codes for broadcasting we need to look for efficient non-linear codes.

3) *Non-linear codes:* Codes whose computational graph (see Fig.5) are sparse are known as sparse graph codes. Many such codes are known [37] and can achieve near Shannon limit performance. With a few exceptions, these codes are mostly linear. One problem with linear codes is that BP cannot be initiated without the presence of low degree nodes. In [38], the authors observe that non-linear functions do not have this problem and use random sparse non-linear codes to achieve near optimal compression using BP. However, using non-linear functions in this setting is mainly due to algorithmic considerations, namely, to enable the use of BP. Otherwise, similar compression results can be obtained by using LDGMs under different message passing rules [39]. In [40], the authors use special non-linear sparse graph codes to build optimal smooth compressors. In all of these works, however, the focus is on point-wise performance and as a result the codes are optimized to operate at a particular rate. As such, they are unlikely to achieve graceful degradation.

Another relevant work in this area is that of random constraint-satisfaction problems (CSPs) with a planted solution [41]. It appears that the CSP literature mostly focused on geometric characterization of spaces of solutions and phase transitions thereof. These do not seem to immediately imply properties interesting to us here (such as graceful degradation).

II. TWO POINT CONVERSE FOR SYSTEMATIC LINEAR CODES

Systematic linear codes form a vast majority of the codes that are used in practice. In this section, we work towards proving that LDMCs are optimal w.r.t to this family. In the following, by $\ker(A)$ we refer to the left kernel of A , that is the subspace of vectors x satisfying $xA = 0$.

Definition 5. Given a matrix A define

$$\text{hrank}(A) = |\{j : \ker(A) \subset \{x : x_j = 0\}\}|$$

Definition 6. Given a matrix A , define $\tilde{A}(p, q)$ to be a random sub-matrix of A that is obtained by sampling each row of A with probability p and each column of A with probability q independently of other rows/columns.

The following proposition is well known (c.f. [42]).

Proposition 1. Consider a system of equations $xG = y$ over \mathbb{F}_2 . If $\ker(G) \subset \{x : x_i = 0\}$, then x_i is uniquely determined from solving $xG = y$. Otherwise, there is a bijection between the set of solutions $\{x : xG = y, x_i = 0\}$ and $\{x : xG = y, x_i = 1\}$. In particular, if exactly t coordinates are uniquely determined by the above equations, then $\text{hrank}(G) = t$.

Our next proposition relates BER and hrank.

Proposition 2. Let $G = [I \ A]$ be the generator matrix of a systematic linear code f with rate R . Then $\text{BER}_f(\epsilon) \leq \delta$ if and only if

$$\mathbf{E}[\text{hrank}(\tilde{A}(\epsilon, 1 - \epsilon))] \geq (\epsilon - 2\delta)k.$$

Proof. If BER is bounded by δ , there are, on average, at most $2\delta k$ bits that are not uniquely determined by solving $x\tilde{G}(1, 1 - \epsilon) = y$. For a systematic code, the channel returns $\text{Bin}(k, 1 - \epsilon)$ systematic bits. The remaining systematic bits x_r are to be determined from solving $x_r \tilde{A}(\epsilon, 1 - \epsilon) = \tilde{y}$ where \tilde{y} is some vector that depends on the channel output y and the returned systematic bits. If t additional systematic bits are recovered, then $\text{hrank}(\tilde{A}(\epsilon, 1 - \epsilon)) = t$ by Proposition 1. Since on average at least $(\epsilon - 2\delta)k$ additional systematic bits are recovered, the claim on the average hrank follows. \square

The next proposition shows how matrices with positive hrank behave under row sub-sampling. Our main observation is that row sub-sampled matrices of a (thin) matrix with large hrank have bounded rank. In particular, if a (thin) matrix has full hrank, its sub-sampled matrices cannot have full rank.

Proposition 3. Consider an arbitrary field \mathbb{F} and let $\epsilon_1 > \epsilon_2$. Given a $k \times m$ matrix A ,

$$\mathbf{E}[\text{rank}(\tilde{A}(\epsilon_2, 1))] \leq \text{rank}(A) - (1 - \frac{\epsilon_2}{\epsilon_1})\mathbf{E}[\text{hrank}(\tilde{A}(\epsilon_1, 1))],$$

and

$$\mathbf{E}[\text{hrank}(\tilde{A}(\epsilon_2, 1))] \geq \frac{\epsilon_2}{\epsilon_1}\mathbf{E}[\text{hrank}(\tilde{A}(\epsilon_1, 1))].$$

Therefore, if $\mathbf{E}[\text{rank}(\tilde{A}(\epsilon_2, 1))] = \text{rank}(A) - o(k)$, then $\mathbf{E}[\text{rank}(\tilde{A}(\epsilon_1, 1))] = o(k)$.

Proof. Suppose that $\text{hrank}(\tilde{A}(\epsilon_1, q)) = t$. This means that there are at least t rows a_j in $\tilde{A}(\epsilon_1, q)$ such that a_j is not in the span of $\{a_i : i \neq j\}$. Let B be the row-submatrix of $\tilde{A}(\epsilon_1, q)$ associated to these t rows, and B^c be its compliment, i.e., the matrix with rows $\{a_j : a_j \in \tilde{A}(\epsilon_1, q), a_j \notin B\}$. We claim that the compliment of B is a matrix of rank $\text{rank}(A) - t$. To see this, note that $\text{Im}(B) \cap \text{Im}(B^c) = \{0\}$, for otherwise we get linear dependencies of the form $h = \sum_i \alpha_i b_i \neq 0$ where $b_i \in B$ and $h \in \text{Im}(B^c)$, which contradicts the construction of B . This means that $\text{rank}(B^c) + \text{rank}(B) = \text{rank}(A)$. The claim now follows since $\text{rank}(B) = t$. Under row sub-sampling, each row of B is selected with probability ϵ_2/ϵ_1 independently of other rows. Thus,

$$\mathbf{E}[\text{hrank}(\tilde{A}(\epsilon_2, q)) \mid \text{hrank}(\tilde{A}(\epsilon_1, q)) = t] \geq \frac{\epsilon_2}{\epsilon_1}t$$

The rows selected from B^c can contribute at most $\text{rank}(A) - t$ to the rank of $\tilde{A}(\epsilon_2, q)$. Hence

$$\mathbf{E}[\text{rank}(\tilde{A}(\epsilon_2, q)) \mid \text{hrank}(\tilde{A}(\epsilon_1, q)) = t] \leq \frac{\epsilon_2}{\epsilon_1}t + \text{rank}(A) - t$$

Taking the average over the hrank of $\tilde{A}(\epsilon_1, q)$ proves the first two results. The last inequality follows by re-arranging the terms. \square

Remark 1. In general the above bound cannot be improved up to $o(k)$ deviations. Indeed we can partition the matrix $\tilde{A}(\epsilon_1, 1)$ in the form

$$\begin{bmatrix} B \\ O \\ F \end{bmatrix}$$

where B is a basis with $\text{hrank}(\tilde{A}(\epsilon_1, 1))$ many rows, O is the zero matrix, and F is a redundant frame with $f > 1 - \epsilon_1 - t$ rows that span the co-kernel of B . This means that any $1 - \epsilon_1 - t$ rows in F form a basis for the image of F . Now for any $\epsilon_2 < \epsilon_1$, if $\frac{\epsilon_2}{\epsilon_1}f = 1 - \epsilon_1$, then we sub-sample a basis from f with high probability. Thus the hrank of the sub-sampled matrix $\tilde{A}(\epsilon_2, 1)$ can jump up with high probability for large k .

The next Proposition shows that rank is well behaved under column sub-sampling.

Proposition 4. Consider an arbitrary field \mathbb{F} and let $p > q$. Given a $k \times m$ matrix A over \mathbb{F} ,

$$\mathbf{E}[\text{rank}(\tilde{A}(1, p))] \leq \min\{pm, \frac{p}{q}\mathbf{E}[\text{rank}(\tilde{A}(1, q))]\}.$$

Proof. Pick a column basis for $\tilde{A}(1, p)$. We can realize $\tilde{A}(1, q)$ by sub-sampling columns of $\tilde{A}(1, p)$. In this way, each column in the basis of $\tilde{A}(1, p)$ is selected with probability q/p independently of other columns. In other words,

$$\mathbf{E}[\text{rank}(\tilde{A}(1, q))] \geq \frac{q}{p}\mathbf{E}[\text{rank}(\tilde{A}(1, p))].$$

The desired result follows. \square

We are now ready to prove our main result.

Theorem 1. Let $f : x \mapsto xG$ be a systematic linear code of rate $1/\rho$ with generator matrix $G = [I \mid A]$ over \mathbb{F}_2 . Fix $\epsilon_1 > \epsilon_2$ and $\delta_1 \leq \frac{\epsilon_1}{2}$. If $\text{BER}_f(\epsilon_1) \leq \delta_1$, then

$$\text{BER}_f(\epsilon_2) \geq \kappa(\epsilon_1, \delta_1, \rho) \triangleq \frac{\epsilon_2 - \frac{1-\epsilon_2}{1-\epsilon_1} \left[\frac{\epsilon_2}{\epsilon_1} \gamma + (\rho - 1)(1 - \epsilon_1) - \gamma \right]}{2}$$

with $\gamma = \epsilon_1 - 2\delta_1$. In particular, if $\text{BER}(\epsilon_2) = \epsilon_2 - \frac{1}{2} + o(1)$, then $\text{BER}(\epsilon_1) = \frac{\epsilon_1}{2} - o(1)$. Furthermore, if $\epsilon_2 > \epsilon_1$

$$\text{BER}_f(\epsilon_1) \geq \inf_{\delta_2} \{ \delta_2 : \kappa(\epsilon_2, \delta_2, \rho) \leq \delta_1 \}.$$

Proof. By Proposition 2, we have $\mathbf{E}[\text{hrank}(\tilde{A}(\epsilon_1, 1 - \epsilon_1))] \geq \gamma k$. By Proposition 3, we have

$$\mathbf{E}[\text{rank}(\tilde{A}(\epsilon_2, 1 - \epsilon_1))] \leq \left(\frac{\epsilon_2}{\epsilon_1} \gamma + (\rho - 1)(1 - \epsilon_1) - \gamma \right) k.$$

By Proposition 4, we have

$$\mathbf{E}[\text{rank}(\tilde{A}(\epsilon_2, 1 - \epsilon_2))] \leq \frac{1 - \epsilon_2}{1 - \epsilon_1} \left(\frac{\epsilon_2}{\epsilon_1} \gamma + (\rho - 1)(1 - \epsilon_1) - \gamma \right) k.$$

The first result now follows from Proposition 2 upon observing that $\text{hrank}(\tilde{A}) \leq \text{rank}(\tilde{A})$.

The second result follows since $\text{BER}(\epsilon_2) = \epsilon_2 - \frac{1}{2} + o(1)$ implies that $\text{hrank}(\tilde{A}(\epsilon_2, 1 - \epsilon_2)) = (1 - \epsilon_2)k - o(k)$ by Proposition 2. By the second part of Proposition 3, we have $\text{hrank}(\tilde{A}(\epsilon_1, 1 - \epsilon_1)) = o(k)$. The result follows after applying Proposition 2 again. \square

Fig. 3 shows the lower bound for codes of rate $\frac{1}{2}$. It can be seen that regular systematic LDMCs of rate $1/2$ ($0.5, \epsilon$)-dominate linear codes for all $\epsilon \leq 0.5$ and cannot be much worse when $\epsilon > 0.5$. In fact we do not believe that the lower bound for linear codes is tight and expect LDMCs to dominate all linear codes of rate $1/2$ that can achieve $\text{BER}(0.75) = 0.25 + o(1)$.

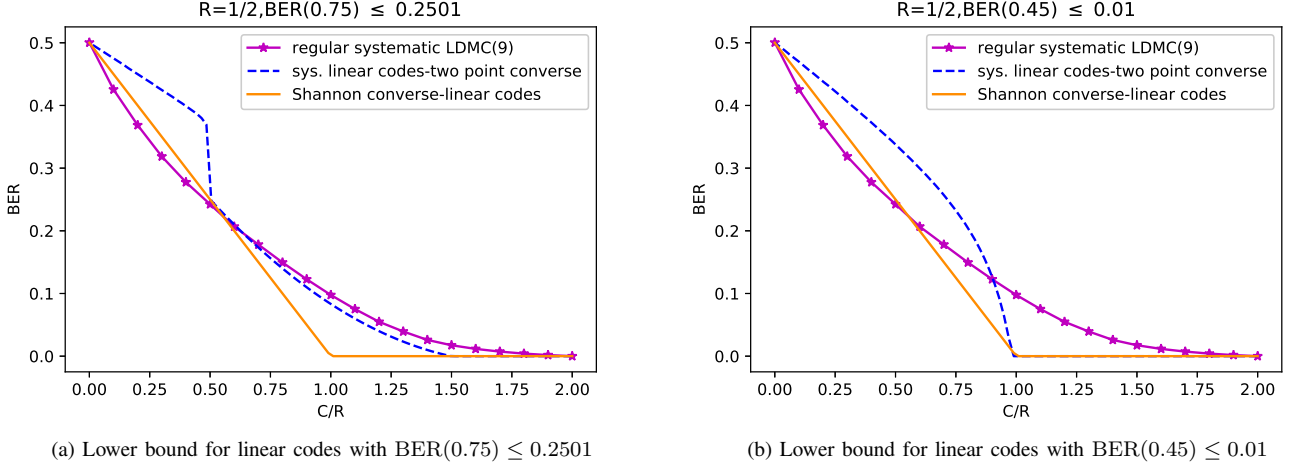


Fig. 3: The LDMC performance along with the lower bound of Theorem 1 on the BER for the systematic linear codes of rate $\frac{1}{2}$ satisfying a) $\text{BER}(0.75) \leq 0.2501$ and b) $\text{BER}(0.45) \leq 0.01$. The left figure shows that any systematic linear code that comes close to the Shannon limit for linear codes suffers from ungraceful collapse. For such codes, there is a threshold such that almost any further improvement on BER for erasure probabilities below the threshold comes from the systematic observations. Furthermore, almost no unobserved bit can be recovered as the erasure probability exceeds the threshold. The right figure shows that it is not possible to attain good performance in the error reduction regime with systematic linear codes at the cost of tolerating a small error. Even at 10% overhead, systematic linear codes that achieve BER lower than 0.01 exhibit a sharp decay in performance once $C < R$.

III. BOUNDS VIA AREA THEOREM

The lower bound of Theorem 1 states that a linear systematic code cannot have small BER for all erasure probabilities. In this sense, it has the flavor of a “conservation law”. In coding theory, it is often important to understand how a code behaves over a family of parametrized channels. The main existing tool in the literature to study such questions is the so called area theorem. Here we introduce the theorem and study its consequences for two point bounds on BER. It turns out that the bound in Theorem 1 is tighter than what can be inferred from the area theorem.

Following [42], we define the notion of an *extrinsic information transfer* (EXIT) function.

Definition 7. Let W be a codeword chosen from an (n, k) code C according to the uniform distribution. Let $Y(\epsilon)$ be obtained by transmitting W through a $\text{BEC}(\epsilon)$. Let

$$Y_{\sim i}(\epsilon) = (Y_1(\epsilon), \dots, Y_{i-1}(\epsilon), ?, Y_{i+1}(\epsilon), \dots, Y_n(\epsilon))$$

be obtained by erasing the i -th bit from $Y(\epsilon)$. The i -th EXIT function of C is defined as

$$h_i(\epsilon) = H(W_i | Y_{\sim i}(\epsilon))$$

The average EXIT function is

$$h(\epsilon) = \frac{1}{n} \sum_{i=1}^n h_i(\epsilon)$$

The area theorem states that

Theorem 2 (Area Theorem). The average EXIT function of a binary code of rate R satisfies the following property

$$R = \int_0^1 h(\epsilon) d\epsilon.$$

Let g be a decoder acting on $Y(\epsilon)$. Then the output bit error rate associated to g can be defined as

$$p_b^g(\epsilon) = \frac{\mathbf{E}[d(W, g(Y(\epsilon)))]}{n}$$

where the expectation is taken w.r.t to both the input distribution and channel realizations at erasure probability ϵ . By Proposition 1, the MAP decoder g^* either fully recovers a bit or leaves it completely unbiased. Thus the i -th EXIT function can be written as

$$H(W_i|Y_{\sim i}(\epsilon)) = H(W_i|Y_{\sim i}(\epsilon), g_i^*(Y_{\sim i}(\epsilon))) = \mathbf{P}(g_i^*(Y_{\sim i}(\epsilon)) = ?).$$

This gives

$$p_b^{g^*}(\epsilon) = \frac{1}{2n} \sum_i \epsilon \mathbf{P}(g_i^*(Y_{\sim i}(\epsilon)) = ?) = \frac{\epsilon h(\epsilon)}{2} \quad (3)$$

Let us now find the implications of the area theorem for the input BER of linear systematic codes. To this end we define the average systematic EXIT function

$$h^{\text{sys}}(\epsilon) = \frac{1}{k} \sum_{i=1}^k h_i(\epsilon).$$

Likewise we can define the non-systematic EXIT function as follows:

$$h^{\text{non-sys}}(\epsilon) = \frac{1}{n-k} \sum_{i=k+1}^n h_i(\epsilon).$$

We first prove a lemma to show that the coded bit error rate converges to 0 continuously as the input bit error rate vanishes.

Lemma 1 (Data BER vs EXIT function). *Fix $\epsilon < \epsilon_0$. For any binary linear code of rate R and $\delta = \delta$, we have*

$$h(\epsilon) \leq \frac{2R}{\epsilon_0 - \epsilon} \text{BER}(\epsilon_0)$$

In particular, if $\text{BER}(\epsilon_0) \rightarrow 0$ for a sequence of linear codes, then $h(\epsilon) \rightarrow 0$ for all $\epsilon < \epsilon_0$.

Proof. Let X be an input codeword $X \in \{0, 1\}^n$ and denote by $Z(\epsilon)$ and $Z(\epsilon_0)$ outputs of degraded binary erasure channels, i.e.:

$$X \rightarrow Z(\epsilon) \rightarrow Z(\epsilon_0).$$

Notice that

$$I(X_i; Z(\epsilon_0)|Z_{\sim i}(\epsilon)) = I(X_i; Z_i(\epsilon_0)|Z_{\sim i}(\epsilon)) = (1 - \epsilon_0)H(X_i|Z_{\sim i}(\epsilon)),$$

where the first equality follows from degradation and the second is a property of erasure channels. Rewriting this identity and summing over i we obtain

$$\sum_{i=1}^n H(X_i|Z_{\sim i}(\epsilon), Z(\epsilon_0)) = \epsilon_0 \sum_{i=1}^n H(X_i|Z_{\sim i}(\epsilon)) = \epsilon_0 n h(\epsilon), \quad (4)$$

where $h(\cdot)$ is an EXIT function of the code X .

We now interpret the left-hand side sum in (4) as another EXIT function (a conditional one). Indeed, given $Z(\epsilon_0)$ denote by T_0 the set of erasures in $Z(\epsilon_0)$. Conditioned on $Z(\epsilon_0) = z_0$ we have that the joint distribution $P_{X, Z(\epsilon)|Z(\epsilon_0)=z_0}$ can be understood as follows: X_{T_0} is sampled from the distribution $P_{X_{T_0}|X_{T_0^c}}$ and then each of the $|T_0|$ entries of X_{T_0} is erased independently with probability $\omega = \frac{\epsilon}{\epsilon_0}$. Denote by $h^0(\omega; z_0)$ the EXIT function of the code X_{T_0} (note that this is a random function, dependent on values of z_0 on a set T_0^c). This discussion implies

$$h^0(\omega; z_0) = \frac{1}{|T_0|} \sum_{i=1}^n H(X_i|Z_{\sim i}(\epsilon), Z(\epsilon_0) = z_0) \quad (5)$$

(note that terms corresponding to $i \notin T_0$ are zero.) From the area theorem and monotonicity of the EXIT function we obtain

$$h^0(\omega; T_0)(1 - \omega) \leq \frac{1}{|T_0|} H(X|Z(\epsilon_0) = z_0), \quad (6)$$

where the right-hand side is an effective rate of the code. In all, from (4)-(6) we obtain (after taking expectation over z_0)

$$n h(\epsilon) \leq \frac{1}{\epsilon_0 - \epsilon} H(X|Z(\epsilon_0)). \quad (7)$$

So far we have not used the fact that the code is binary, but now we will. Let $k(T_0) \leq nR$ be the number of unrecoverable information bits given a set T_0 of erasures. Notice that

$$H(X|Z(\epsilon_0) = z_0) \leq k(T_0),$$

and thus taking the expectation, we obtain

$$H(X|Z(\epsilon_0)) \leq \mathbf{E}[k(T_0)] = 2nR \times \text{BER}(\epsilon_0).$$

Together with (7) this completes the proof. \square

Proposition 5. *Let $\epsilon_2 < \epsilon_1$. For any binary code with $\text{BER}(\epsilon_2) \leq \delta_2$ we have*

$$\text{BER}(\epsilon_1) \geq \sup_{\{\epsilon_0: \epsilon_0 < \epsilon_2\}} \frac{\epsilon_1}{2R} \left(\frac{1}{(\epsilon_1 - \epsilon_0)} (R - (1 - \epsilon_1) - \epsilon_0 \frac{2\delta_2(\epsilon_0/\epsilon_2)R}{\epsilon_2 - \epsilon_0}) - 1 + R \right)$$

In particular, if $\text{BER}(\epsilon_2) = o(1)$, then

$$\text{BER}(\epsilon_1) \geq \frac{\epsilon_1}{2R} \left(\frac{1}{(\epsilon_1 - \epsilon_2)} (R - (1 - \epsilon_1)) - 1 + R \right) + o(1)$$

Proof. To prove the lower bound on $h(\epsilon_2)$, we may approximate $h(\epsilon_1)$ in a worst-case fashion as a piece-wise constant function. To do this, note that $h(\epsilon) \leq h(\epsilon_2)$ for all $\epsilon \leq \epsilon_2$, and $h(\epsilon) \leq h(\epsilon_1)$ for all $\epsilon \in (\epsilon_2, \epsilon_1]$, and $h(\epsilon) \leq 1$ for all $\epsilon > \epsilon_1$. Then the area theorem gives that

$$1 - \epsilon_1 + h(\epsilon_1)(\epsilon_1 - \epsilon_2) + h(\epsilon_2)\epsilon_2 \geq R$$

We note that

$$h(\epsilon) = Rh^{\text{sys}}(\epsilon) + (1 - R)h^{\text{non-sys}}(\epsilon)$$

Using the above two relations, we have

$$Rh^{\text{sys}}(\epsilon_1) \geq \frac{1}{\epsilon_1 - \epsilon_2} (R - (1 - \epsilon_1) - h(\epsilon_2)\epsilon_2) - (1 - R)h^{\text{non-sys}}(\epsilon_1)$$

Using $h^{\text{non-sys}} \leq 1$, we get

$$h^{\text{sys}}(\epsilon_1) \geq \frac{1}{R(\epsilon_1 - \epsilon_2)} (R - (1 - \epsilon_1) - h(\epsilon_2)\epsilon_2) - \left(\frac{1}{R} - 1\right)$$

If $\text{BER}(\epsilon_2) \rightarrow 0$ then $h(\epsilon'_2) \rightarrow 0$ for any $\epsilon'_2 < \epsilon_2$ by Lemma 1. In this case, we can write

$$h^{\text{sys}}(\epsilon_1) \geq \frac{1}{R(\epsilon_1 - \epsilon'_2)} (R - (1 - \epsilon_1)) - \left(\frac{1}{R} - 1\right)$$

Since $\epsilon_1 > \epsilon_2$, the right hand is continuous for all $\epsilon'_2 < \epsilon_2$. Thus we may take the limit as $\epsilon'_2 \rightarrow \epsilon_2$ to obtain the desired result.

The bounds on BER follow from Lemma 1 and the above two inequalities upon noticing that for a linear systematic code

$$\text{BER}(\epsilon) = \frac{\epsilon h^{\text{sys}}(\epsilon)}{2}.$$

\square

The above bound is compared with that of Theorem 1 in Fig.4. It can be seen that the former bound is tighter and more stable.

IV. DENSITY EVOLUTION ANALYSIS

In this section we provide tools to study the density evolution of error under BP for general codes and apply them to bound the BER of LDMC(3). The same tools can be used to bound the error under the optimal (bitwise MAP) decoder as well. It follows from our analysis that for LDMC(3) the gap between BP and optimal decoder is small.

A. Lower and upper bounds via E-functions

In this section, we assume familiarity with the notion of a code ensemble (c.f. [42]). Briefly, given a Boolean function $f: \{0, 1\}^m \rightarrow \{0, 1\}$, we can generate a random (check regular) code ensemble $X \mapsto (f(X_S))_{S \in \Sigma}$, where $S \subset [k]$ with $|S| = m$, X_S is the set of variables indexed by S and Σ is generated according to some product distribution on $[k]$. This process induces a degree distribution for each variable node in the computational graph of the code (see Fig.5a). When studying the performance of an iterative decoding algorithm, we are interested in the dynamics of the decoding error over time. Hence, we need to understand how the error flows in and out of the local neighborhood of a target node. The notions of a E-functions are useful for this purpose. It can be viewed as a mapping of the input error density at the leaf nodes (in the beginning of a decoding iteration) to the output error density at the target node (at the end of the iteration). There are two types of E-functions studied in this work: the erasure functions and the error functions.

Definition 8 (Erasure function). *Consider a code ensemble generated by a Boolean function f with node degrees sampled from Deg. Fix $\alpha = C/R$ and consider a computational tree of depth 1 as in Fig.5b corresponding to the target bit X_0 . Let $\Delta_j = f(X_0, X^{(j)})$, $j = 1, \dots, d$ be the factor nodes connected to X_0 and $X^{(j)} \stackrel{i.i.d.}{\sim} \text{Ber}(1/2)^{\otimes(m-1)}$ be the boundary nodes*

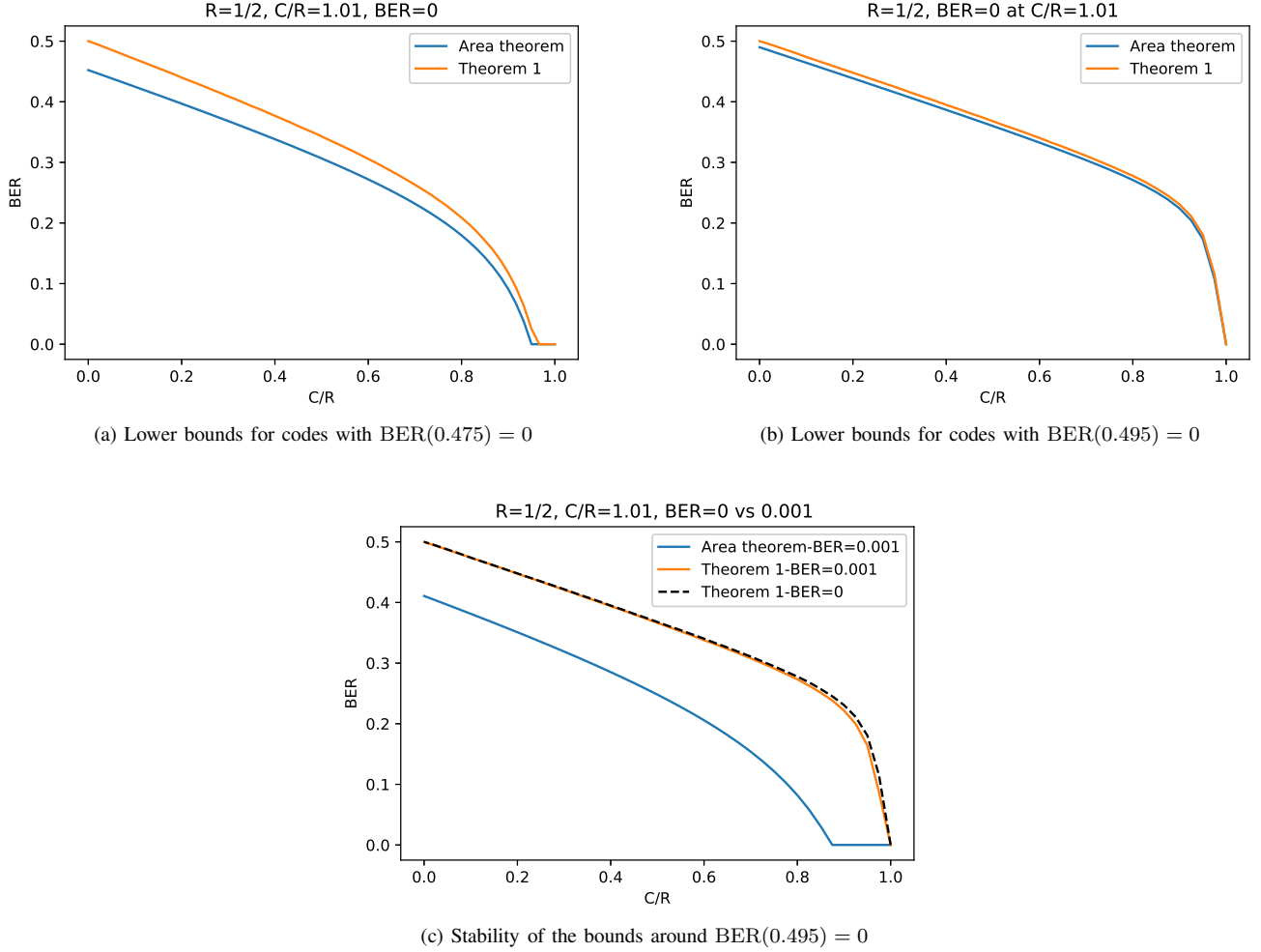


Fig. 4: Comparing the lower bounds of Theorem 1 and 5 for linear systematic codes of rate $1/2$ satisfying a) $\text{BER}(\epsilon) = 0$ at $\epsilon = 0.475$ b) $\text{BER}(\epsilon) = 0$ at $\epsilon = 0.495$ c) $\text{BER}(\epsilon) = 0$ vs $\text{BER}(\epsilon) = 0.001$ at $\epsilon = 0.495$. We note that the bounds from Theorem 1 are tighter and more stable as BER moves away from 0.

connected to each factor node. Suppose that each boundary node is observed through a BEC channel $Y^{(j)} = \text{BEC}_{\bar{q}}(X^{(j)})$, where $\bar{q} = 1 - q$ is the probability of erasure. The function

$$E_d^{\text{BEC}}(q) = \mathbf{E}[\mathbf{P}(X_0 = 1 | \Delta_1, \dots, \Delta_d, Y^{(1)}, \dots, Y^{(n)}) | X_0 = 0]$$

is called the d -th erasure polynomial of the ensemble. Here the expectation is taken with respect to the ensemble distribution as well the randomization over bits. The erasure function is defined as

$$E^{\text{BEC}}(\alpha, q) = \sum_k \mathbf{P}(\text{Deg} = k) E_k^{\text{BEC}}(q).$$

The d -th truncated erasure polynomial is

$$E_{\leq d}^{\text{BEC}}(\alpha, q) = \sum_{k \leq d} \mathbf{P}(\text{Deg} = k) E_k^{\text{BEC}}(q).$$

Similarly, we can define the notion of an error function.

Definition 9 (Error function). In the setup of Definition 8, let $Y^{(j)} = \text{BSC}_q(X^{(j)})$ be the result of passing $X^{(j)}$'s through a BSC channel with crossover probability q . The function

$$E_d^{\text{BSC}}(q) = \mathbf{E}[\mathbf{P}(X_0 = 1 | \Delta_1, \dots, \Delta_d, Y^{(1)}, \dots, Y^{(n)}) | X_0 = 0]$$

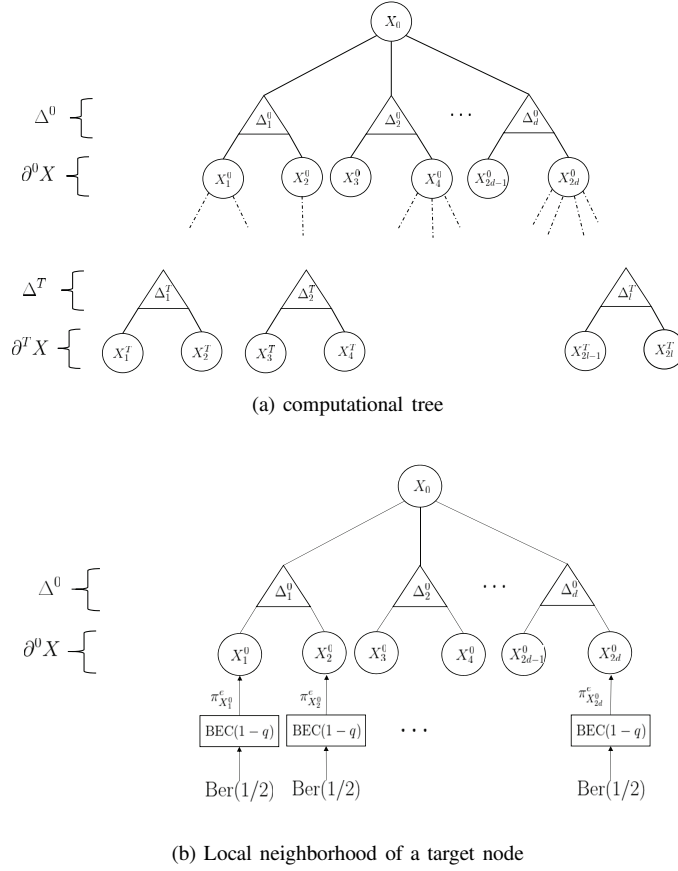


Fig. 5: computational tree of an irregular LDMC(3) ensemble. a) A sampled graph of depth T . b) The local neighborhood of a node at depth 1 with leaves observed through BEC channels. This local graph is used to define the erasure function.

is called the d -th error polynomial of the ensemble. Likewise, the error function is defined as

$$E^{\text{BSC}}(\alpha, q) = \sum_k \mathbf{P}(\text{Deg} = k) E_k^{\text{BSC}}(q)$$

The d -th truncated error polynomial is

$$E_{\leq d}^{\text{BSC}}(\alpha, q) = \sum_{k \leq d} \mathbf{P}(\text{Deg} = k) E_k^{\text{BSC}}(q) + \sum_{k > d} \mathbf{P}(\text{Deg} = k)$$

Remark 2. For linear codes, iterative decoding is often studied in terms of the input-output entropy or the so called EXIT charts [42] instead of error probability. For linear codes, the two methods are equivalent as the EXIT function is proportional to the probability of error. For general codes, however, we would need to invoke a Fano type inequality to relate the two and this step is often lossy. For instance, it turns out that much better bounds can be obtained for LDMCs by analyzing the probability of error directly.

The motivation to compute the E -functions comes from the following proposition.

Proposition 6. Consider the dynamical system

$$q_{l+1}^{\text{BEC}}(x_0) = 1 - 2E_{\leq d}^{\text{BEC}}(\alpha, q_l^{\text{BEC}}) \quad (8)$$

initialized at $q_0^{\text{BEC}} = x_0$ with $\alpha = C/R$. Similarly, define

$$q_{l+1}^{\text{BSC}}(x_0) = E_{\leq d}^{\text{BSC}}(\alpha, q_l^{\text{BSC}}) \quad (9)$$

with $q_0^{\text{BSC}} = x_0$. Let δ_l^{BP} be the BER of a (check regular) ensemble under BP after l iterations. Likewise, let δ^{MAP} be the BER under the optimal (bitwise MAP) decoder. Then

$$\frac{1 - q_l^{\text{BEC}}(1)}{2} - o(1) \leq \delta^{\text{MAP}} \leq \delta_l^{\text{BP}}.$$

Furthermore,

$$\frac{1 - q_l^{\text{BEC}}(0)}{2} - o(1) \leq \delta_l^{\text{BP}} \leq q_l^{\text{BSC}}(1/2) + o(1)$$

with $o(1) \rightarrow 0$ and $k \rightarrow \infty$.

Proof. We sample codes from the family and consider the (local) computational graph of a fixed bit X_0 with depth l . Let $\text{BP}^{t,l}$ denote the computational graph of the t -th sampled code. To prove the lower bound on δ^{BP} , we assume that X_0 has degree d and show that its error probability under BP averaged across the ensemble is lower bounded by the d -th erasure polynomial $E_d^{\text{BEC}}(\alpha)$ with high probability. The lower bound then follows by induction upon observing that $E_{\leq d}^{\text{BEC}}(\alpha, q) \leq E^{\text{BEC}}(\alpha, q)$ since the two functions agree if all nodes of degree $\geq d$ are correctly recovered.

It is known that for large codes, the $\text{BP}^{t,l}$ converges to a tree with high probability. Hence, we here-forth assume that $\text{BP}^{t,l}$ is a tree. Consider the t -th sampled code conditioned on X_0 having degree d (see Fig.5). Let $\partial^0 X, \Delta^0$ denote, respectively, the set of bits, checks at distance 1 from X_0 , i.e., the bits that share a check node with X_0 . Fix a realization of $\Delta^0, \partial^0 X$, i.e., freeze values of $\Delta_i^0 \in \Delta$ and $X_i \in \partial^0 X$. By the locally tree assumption, this realization has no impact on the probability of correct decoding for all $X_i \in \partial^0 X_0$. In other words, the messages passed from the bottom of the tree to $\partial^0 X$ depend only upon the values of $X_i \in \partial^0 X$ and the computations at the bottom of the tree and not on Δ . This means that each $X_i \in \partial^0 X$ is observed through an independent (symmetric) channel $\text{BP}_i^t : X_i \rightarrow \pi_{X_i}^t$. Let $\hat{X}_0^{\text{BP}^t}$ be the BP estimate of X_0 , which is the same as the MAP estimate of X_0 conditioned on the observations in the computational tree. The t -th BP error is

$$\delta_{\text{BP}^t, t} = \mathbf{E}_{\Delta, \partial^0 X} [\mathbf{P}(X_0 \neq \hat{X}_0^{\text{BP}^t})]$$

Let $\pi_{X_0|Y_1}^t$ be the posterior induced by BP_0^t , i.e., the posterior of the top node after the BP update rule is applied to $\pi_{\partial^0 X}^t$. We remark that the BP channel $P_{X_0|\partial^0 X} : \pi_{\partial^0 X}^t \rightarrow \pi_{X_0|\partial^0 X}^t$ is fixed while the input $\pi_{\partial^0 X}^t$ depends on the realized values and configurations in the rest of the computational tree. The decoding error at the t -th realization decreases monotonically with the KL distance of $\pi_{X_0|\partial^0 X}^t$ to the uniform law, i.e., $d(P_{X_0|\partial^0 X} || 1/2 | \pi_{\partial^0 X}^t)$. The decoding error averaged across N samples is thus a monotonic function of

$$\frac{1}{N} \sum_{t=1}^n d(P_{X_0|Y_1} || 1/2 | \pi_{\partial^0 X}^t).$$

By the locally tree assumption, $\pi_{\partial^0 X}^t$ is a product distributions. In other words, $\pi_{\partial^0 X}^t$ is induced by the product channel $\Pi_i \text{BP}_i^t$'s, where each BP_i^t is a binary symmetric channel with crossover probability δ_i^t . We can view each channel as a degradation of a BEC whose erasure probability is $\epsilon_i^t = 2\delta_i^t$. Let $\pi_{\partial^0 X}^{t,e}$ denote the product distribution at the output of the erasure channels $\Pi_i \text{BEC}(\epsilon_i^t)$ (with input $\pi_{\partial^0 X}^t$). The product channel $\Pi_i \text{BP}_i^t$ is also a degradation of $\Pi_i \text{BEC}(\epsilon_i^t)$. The data processing inequality thus implies

$$\frac{1}{N} \sum_{t=1}^n d(P_{X_0|Y_1} || 1/2 | \pi_{\partial^0 X}^t) \leq \frac{1}{N} \sum_{t=1}^n d(P_{X_0|Y_1} || 1/2 | \pi_{\partial^0 X}^{t,e}).$$

We note that $d(P_{X_0|\partial^0 X} || 1/2 | \pi_{\partial^0 X}^{t,e})$ is linear in $\pi_{\partial^0 X}^{t,e}$, hence, we can write

$$\frac{1}{N} \sum_{t=1}^n d(P_{X_0|Y_1} || 1/2 | \pi_{\partial^0 X}^{t,e}) = d(P_{X_0|\partial^0 X} || 1/2 | \frac{1}{N} \sum_{t=1}^n \pi_{\partial^0 X}^{t,e}).$$

By the law of large numbers $1/N \sum_{t=1}^n \pi_{\partial^0 X}^{t,e}$ converges to its mean $\pi_{\partial^0 X}^e$, which is the posterior induced by the product of identical BEC channels. Indeed, it can be checked that it is only the erasure patterns, and not the erasure probability itself, that influences the realized posterior in each type step. In other words, each $\pi_{X_i}^e$ is the output distribution of an erasure channel whose erasure probability is $1/N \sum_{t=1}^N \epsilon_i^t \rightarrow 2\delta$, where δ is average probability of bit error. Since the probability of error monotonically decreases with KL distance, we deduce that the BP error decreases if we observe the bits through an erasure channel whose probability of error is the same as the average probability of error. This proves the lower bound on BP. Furthermore, BP and MAP decoding differ only by the initialization of beliefs at the leaf nodes. Since the MAP channel at the leaves is a degradation of BEC_0 , the lower bound on MAP follows as well.

The proof of the upper bound is obtained in a similar manner except that the the product $\prod_i \text{BP}_i^t$ channel at each iteration is replaced by a $\prod_i \text{BSC}_\delta$ where δ is the average probability of error. Due to the joint convexity of the KL distance in the marginals, the average probability of error can only increase after this replacement. \square

B. Computing E-functions for LDMC(3)

In the rest of this section, we provide an algorithm to compute $E_{\leq d}^{\text{BEC}}(\alpha, d)$ and $E_{\leq d}^{\text{BSC}}(\alpha, d)$ for LDMC(3) and use Proposition 6 to obtain upper and lower bounds for BP and bitwise-MAP decoders for this family of codes. The degree distribution of LDMC(3) is asymptotically $\text{Poi}(3\alpha)$ distributed where $\alpha = C/R$. In this case, the truncated erasure polynomial is

$$E_{\leq d}^{\text{BEC}}(q) = \sum_{k=1}^d \mathbf{P}(\text{Poi}(\alpha) = k) E_k^{\text{BEC}}(q)$$

Computing the erasure polynomials is more involved for LDMC(3) than LDGMs since the BP update rules are more complicated. It is in fact not true that all undecoded bits will be completely unbiased after each iteration of BP updates. This is the very principle that allows BP decoding to initiate for LDMCs without using any degree 1 nodes. This means that we need to compute the messages sent from each majority check to the bit nodes and find the posterior for each realization of the leaf bits and majority checks. This is a computationally expensive task in general, but one that can be carried out in some cases by properly taking advantage of the inherent symmetries in the problem.

The update equations for belief propagation are easy to derive. For LDMC(3)'s, let Δ_j be a majority vote involving 3 bits x_0, x_1, x_2 . Then Δ_j to x_0 message is

$$m_j = \frac{\mathbf{P}(x_0 = 0 | \Delta_j = 0)}{\mathbf{P}(x_0 = 1 | \Delta_j = 0)} = 1 + \frac{1}{r_1} + \frac{1}{r_2}, \quad (10)$$

where $r_i = \mathbf{P}(x_i = 0) / \mathbf{P}(x_i = 1)$, and x_0 to Δ_j message is

$$\prod_{k \neq j, k \in N(j)} m_k.$$

We now use these update rules to carry out the computation of the E-polynomials for LDMC(3).

For bits of degree zero, the probability of error is clearly $\frac{1}{2}$ and for bits of degree 1 the probability of error is $\frac{1}{4}$ independent of q . To see this, consider the computational tree of a degree 1 bit X_0 at depth 1. There are two leaf bits in tree. Suppose that neither of the leaf bits is erased. This happens with probability q^2 . Conditioned on this, only when the two leaf bits take different values can X_0 be fully recovered and this conditional probability is $\frac{1}{2}$. Otherwise, the bit remains unbiased and must be guessed randomly. The overall contribution of this configuration to the probability of error for X_0 is $q^2/2$. One other possible configuration is when only one leaf bit is erased. In this case the target bit is determined whenever the unerased bit disagrees with the majority, which happens with probability $\frac{1}{4}$. When the unerased bit agrees with the majority, it weakens the (likelihood ratio) message sent from the majority to the target bit. In this case, the message passing rule in (10) shows that the probability of error is $\frac{1}{3}$. Overall, the contribution of this configuration to the probability of error is $2q(1-q)/4$. Finally, if both bits are erased, which happens with probability $(1-q)^2$, then the probability of error is again $\frac{1}{4}$. Adding up all the error terms, we see that $E_1(q) = \frac{1}{4}$. It can be checked that $E_2(q)$ depends on q non-trivially.

For the general case, the ideas are the same. Consider the message sent from the a majority check to a target bit modulo inversion. This means that we identify a message m and its inverse $1/m$ as one group of messages. This is a random variable that depends on the erasure patterns as well as the realized values at the leaves. Let us first condition on the erasure patterns. In this case the message is either in $\{0, \infty\}$, $\{1\}$, $\{2, 1/2\}$, or $\{3, 1/3\}$. In the first case, the conditional error is zero, hence, we assume that one of the latter messages are sent. Let M_i be the message sent from the i -th majority to the target bit modulo inversion. If we represent $\{1\}$ with a constant, $\{2, 1/2\}$ with variable y , and $\{3, 1/3\}$ with variable z , then the distribution of M_i (modulo inversion) can be represented by the following polynomial

$$f(y, z, q) = q^2/2 + 2q(1-q)y + (1-q)^2z \quad (11)$$

where $1-q$ is the erasure probability at the leaves. The marginals of M_1, \dots, M_d , corresponding to incoming messages to X_0 from d majorities (modulo inversion), are given by the product distribution $\prod_i \mathbf{P}_{M_i}$. Modulo permutation of messages, these can be represented by

$$f(y, z, q)^d = \sum_{j, k: j+k \leq d} f_{jk}^d(q) y^j z^k. \quad (12)$$

Define $Y_i = \mathbb{1}_{\{M_i \in \{2, 1/2\}\}}$ and $Z_i = \mathbb{1}_{\{M_i \in \{3, 1/3\}\}}$ be the indicators that either $\{2, 1/2\}$ or $\{3, 1/3\}$ are sent. Let $Y = \sum_{i=1}^d Y_i$, $Z = \sum_{i=1}^d Z_i$. Note that $\mathbf{P}(Y = j, Z = k) = f_{jk}^d(q)$, i.e., the coefficient of $y^j z^k$ in the above expansion of $f(y, z, q)^d$ is the probability of the event $\{Y = j, Z = k\}$. If we find the conditional error E_{jk} associated with each monomial term in f , then we can conveniently represent the erasure polynomial as follows

$$E_d^{\text{BEC}}(q) = \sum_{j, k: j+k \leq d} f_{jk}^d(q) E_{jk} \quad (13)$$

To this end, define $M(j, k) = (M_i(j, k))$ with

$$M_i(j, k) = \begin{cases} 2 & i \leq j \\ 3 & j < i \leq j+k \\ 1 & \text{otherwise,} \end{cases} \quad (14)$$

to map Y, Z back to a realization of incoming messages to X_0 . By symmetry

$$\mathbf{P}(\hat{X}_0 \neq X_0 | Y = j, Z = k) = \mathbf{P}(\hat{X}_0 \neq X_0 | M(j, k))$$

Algorithm 1 Compute $E_d(q)$ **function** ERRORPOLY(d): Define $f(q, y, z) = q^2/2 + 3/2q(1 - q)y + (1 - q)^2z$ Expand the d -th power of f

$$f^d(q) = \sum_{j,k} f_{jk}^d y^j z^k$$

 Initialize $E := 0$ **for** $k:=1$ to d and $j \leq k$ **do** Compute E_{jk} using (14)-(17) Update $E := E + E_{jk} f_{jk}^d$ **return** E

C/R	$(E_2^{\text{BEC}}, \text{BER}_2)$	$(E_3^{\text{BEC}}, \text{BER}_3)$	$(E_4^{\text{BEC}}, \text{BER}_4)$	$(E_5^{\text{BEC}}, \text{BER}_5)$
0.25	(0.194,0.202)	(0.127,0.146)	(0.097,0.117)	(0.068,0.093)
0.5	(0.166,0.177)	(0.106,0.124)	(0.070,0.090)	(0.047,0.066)
1	(0.137,0.139)	(0.077,0.081)	(0.044,0.047)	(0.025,0.028)

TABLE I: Comparing BER_d , the empirical bit error rate of degree d nodes after 10 iterations of BP, with the theoretical lower bounds E_d^{BEC} at various C/R 's. The lower bounds are computed at $1 - 2\text{BER}$ for each C/R where BER is obtained empirically.

Let $A_i = \mathbb{1}_{\{\Delta_i = X_0\}}$ be the indicator that the i -th majority agrees with the target bit. Let $p_{a|jk} = \mathbf{P}(A = a | M(j, k))$ be the conditional probability that a is realized given the incoming messages. Since the events $\{\Delta_i = X_0\}$ are independent conditioned on M_i 's we have

$$p_{a|jk} = \prod_i \mathbf{P}(A_i | M_i(j, k)) = \prod_i \frac{1}{1 + M_i(j, k)^{2a_i - 1}} \quad (15)$$

The conditional probability of error given the joint realization of messages and majority votes is given by

$$E_{jk|A} = \min\left(\frac{1}{1 + \prod M_i(j, k)^{1-2a_i}}, \frac{\prod M_i(j, k)^{1-2a_i}}{1 + \prod M_i(j, k)^{1-2a_i}}\right) \quad (16)$$

It is convenient to define

$$E_{jk} = \sum_{a \in \{0,1\}^d} p_{a|jk} E_{jk|A} \quad (17)$$

and think of it as the error associated to the monomial $y^j z^k$ in (12). Algorithm 1 summarizes the proposed procedure to compute the erasure polynomial. For instance, for degree 4 nodes we have the following erasure polynomial:

$$\begin{aligned} E_4^{\text{BEC}}(q) = & 0.03125q^8 + 0.25q^7(-q+1) + 1.25q^6(-q+1)^2 \\ & + 2.875q^5(-q+1)^3 + 4.6875q^4(-q+1)^4 \\ & + 4.4375q^3(-q+1)^5 + 2.84375q^2(-q+1)^6 \\ & + 0.9375q(-q+1)^7 + 0.15625(-q+1)^8 \end{aligned}$$

Fig.6 compares E_4^{BEC} with the empirical BER of a degree 4 node across samples from its depth 1 computational tree with BEC inputs³. For many code ensembles an exact computation of E_d^{BEC} 's is often computationally prohibitive. In such cases, one can sample from the computational tree and find E_d^{BEC} 's by solving a regression problem. Such functions are useful in optimizing codes as we will see in the next sections.

Recall the definition of $q_t^{\text{BEC}}(x_0)$ from (8)-(9). Once we compute the E-polynomials, we iterate the dynamical system in (8)-(9) to find bounds on the decoding error. We compare the predictions of the density evolution with our experiments in Fig.8 for LDMC(3). We see a good agreement between the density evolution prediction and the empirical performance of BP. In particular, we see that the lower bound for LDMC(3) is almost tight. To explain this, we need to consider the distribution of posterior beliefs in LDMC(3). As shown in Fig.7, the empirical histogram of beliefs after convergence of BP at $C/R = 1$ has three major spikes: two spikes at $p = 0, 1$ and one at $p = 0.5$. The rest of the beliefs are almost uniformly distributed across the range $[0, 1]$. It thus seems reasonable to approximate the posteriors $\mathbf{P}(X_i | \Delta)$ obtained by BP as if they were induced by erasure channels.

³In some references, E -polynomials are called EXIT functions and the corresponding plots are called EXIT curves.

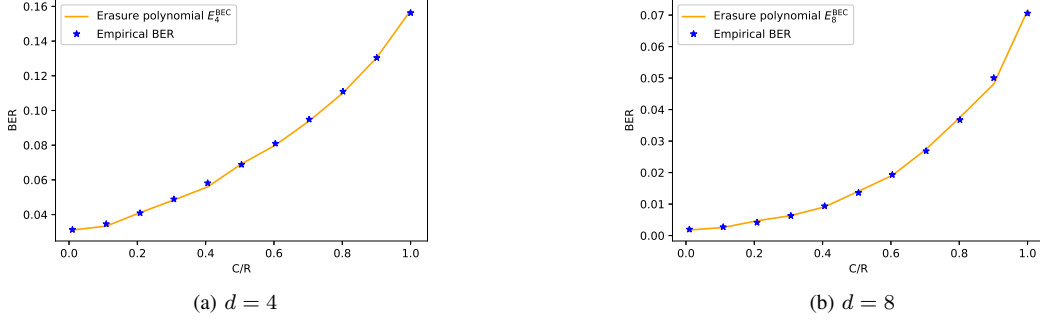


Fig. 6: Comparing the erasure polynomials $E_4^{\text{BEC}}, E_8^{\text{BEC}}$ with their empirical means. The empirical curves are obtained using 50000 samples from the computational trees of depth 1 for target nodes of degrees 4 and 8, respectively, with leaves observed through BEC_ϵ as in Fig.5b.

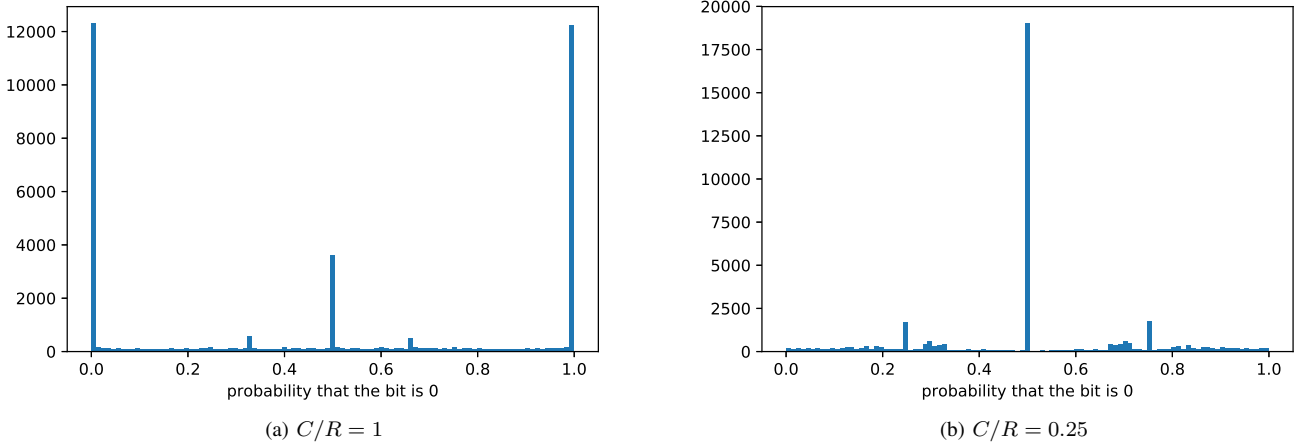


Fig. 7: The empirical histogram of belief distributions for LDMC(3) with $k = 40000$ bits. The number of bits that are 0 with probability close to p are shown as a function of p for a) $C/R = 1$ b) $C/R = 0.25$.

Table I compares values of $E_d^{\text{BEC}}(1 - 2\text{BER})$ with the empirical BER of degree d nodes in the LDMC(3) ensemble after 10 iterations of BP.

The ideas to compute the BSC upper bound are similar. Recall that in (17), E_{jk} is the error associated to the monomial $y^j z^k$ (meaning that j of type 1 and k of type 2 messages are received) for LDMC(3). In general we can re-write (17) it in the form

$$\sum_{jk} E_{i_1, \dots, i_s} f_{i_1, \dots, i_s}^d(q)$$

where again E_{ijk} corresponds to the event of error associated with a realization input types and given the input type is independent of the channel at the bottom leaves. The only term that depends on the channel is f_{jk} 's. For any channel once we find the corresponding f -polynomial we can construct upper/lower bounds as before.

Let us construct the f -polynomial for LDMC(3) associated with BSC. Again consider the leaf nodes in the local neighborhood of a target node connected to one majority. Note that for the two leaf nodes, each realization 00, 01, 10, 11 is equally likely (after possible flips by BSC). We need to compute the likelihood that they agree with their majority given the realization. Let X be the realized messages at the bottom and Y be the output of BSC(p). We proceed as follows.

- The observed value is $Y = 00$:

$$\begin{aligned} \mathbf{P}(\Delta = 0 | Y = 00) &\propto \mathbf{P}(Y = 00 | X = 00) \mathbf{P}(\Delta = 0 | X = 00) \mathbf{P}(X = 00) \\ &\quad + \mathbf{P}(Y = 00 | X = 01) \mathbf{P}(\Delta = 0 | X = 01) \mathbf{P}(X = 01) + \mathbf{P}(Y = 00 | X = 10) \mathbf{P}(\Delta = 0 | X = 10) \mathbf{P}(X = 10). \end{aligned}$$

We can check that normalization constant is 4. Hence

$$\mathbf{P}(\Delta = 0 | Y = 00) = 4((1-p)^2 \times 1/4 + p(1-p)1/2 \times 1/4 + p(1-p)1/2 \times 1/4) = (1-p)^2 + p(1-p).$$

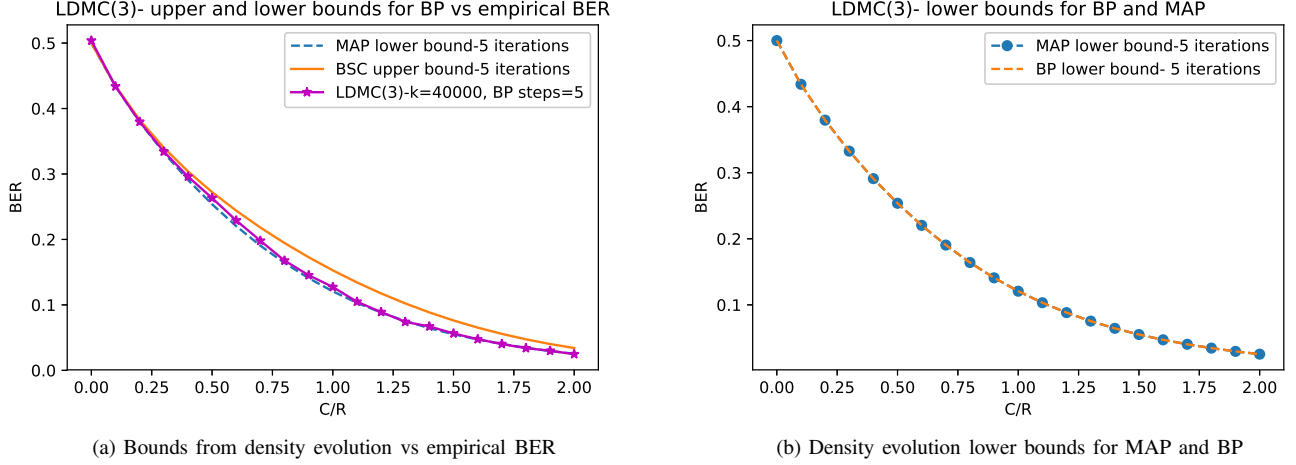


Fig. 8: The LDMC(3) performance with 5 iterations of BP along with the bound of Proposition 6 using $l = 5$ and $E_{d \leq 10}$ -functions. a) the density evolution dynamics of (8) has a unique fixed point. Hence both bitwise-MAP and BP lower bounds converge to the same point b) The BP performance is compared against the bitwise-MAP lower bound. The lower bound is almost tight since the empirical histogram of beliefs in LDMC(3) is much closer to one induced by an erasure channel than BSC (see Fig. 7).

The signal corresponding to this event is

$$\mathbf{P}(X_0 = 0 | \Delta = 0, Y = 00) = 1 + 2/\alpha$$

with $\alpha = \frac{1-p}{p}$. The complimentary event $\mathbf{P}(\Delta = 1 | Y = 00)$ has probability $p(1-p) + p^2$ and the check to variable message sent to the target node is

$$\frac{\mathbf{P}(X_0 = 0 | \Delta = 1, Y = 00)}{\mathbf{P}(X_0 = 1 | \Delta = 1, Y = 00)} = \frac{1}{1 + 2\rho}.$$

Let y represent $1 + 2/\alpha$ and t represent $1 + 2\alpha$ (modulo inversion). Then so far we have $\mathbf{P}(Y = 00) = 1/4$ and

$$\frac{\mathbf{P}(X_0 = 0 | Y = 00)}{\mathbf{P}(X_0 = 1 | Y = 00)} = t(p(1-p) + p^2) + y((1-p)^2 + p(1-p)).$$

- Suppose that $Y = 11$ is observed. By symmetry

$$\mathbf{P}(\Delta = 0 | Y = 11) = \mathbf{P}(\Delta = 1 | Y = 00) = p(1-p) + p^2.$$

The corresponding message is $1 + 2\alpha$. Likewise

$$\mathbf{P}(\Delta = 1 | Y = 11) = \mathbf{P}(\Delta = 0 | Y = 00) = p(1-p) + (1-p)^2$$

with message $\frac{1}{1+2/\alpha}$. Thus $\mathbf{P}(Y = 11) = 1/4$ with

$$\frac{\mathbf{P}(X_0 = 0 | Y = 11)}{\mathbf{P}(X_0 = 1 | Y = 11)} = t(p(1-p) + p^2) + y((1-p)^2 + p(1-p)).$$

- Suppose that $Y = 01$ or $Y = 10$ is observed. We have $\mathbf{P}(Y = 01) = \mathbf{P}(Y = 10) = 1/4$ with

$$\mathbf{P}(\Delta = 0 | Y = 10) = \mathbf{P}(\Delta = 1 | Y = 10) = 1/2$$

by symmetry. The corresponding messages in each case are, $1 + \alpha + 1/\alpha$ for $\Delta = 0$ and $\frac{1}{1+\alpha+1/\alpha}$ for $\Delta = 1$, which we represent by z .

- Adding up all the terms, we get the following f -polynomial to compute E^{BSC} :

$$f = \frac{z}{2} + \frac{1}{2}(t(p(1-p) + p^2) + y((1-p)^2 + p(1-p))).$$

C. Upper bound for systematic LDMC as $d \rightarrow \infty$

Now we consider the case where the node degree tends to infinity for systematic LDMC(d) of rate $\frac{1}{2}$. To get an upper bound for LDMC codes in this case, we can analyze one step of BP. To do this, we first need to understand what a typical majority to bit message looks like as degree increases.

Consider a majority Δ of $d+1$ bits x_0, \dots, x_d . Let $r_i = \frac{\mathbf{P}(x_i=0)}{\mathbf{P}(x_i=1)}$. Then the BP equations for x_0 are as follows:

$$\frac{\mathbf{P}(x_0 = 0|\Delta = 0)}{\mathbf{P}(x_0 = 1|\Delta = 0)} = 1 + \frac{\sum_{|I|=d/2} \prod_{i \in I} 1/r_i}{\sum_{|I|<d/2} \prod_{i \in I} 1/r_i}.$$

Set $x = C/R$. Initially, around $p = x/2$ fraction of the bits are return by the channel. We have that of the $d-1$ nodes that x_0 is connected to, around dp are recovered perfectly. In this case, roughly $dp/2$ send a $r_i = \infty$ and the rest send $r_i = 0$. There are around $(1-p)d$ nodes that are undecided and send a message of 0 to Δ . Then if we group the terms in the numerator that contain the strong $1/r_i = \infty$ signals with the terms that send $r_i = 1$, we get the dominating terms in both the numerator and denominator. Let S' be the subset of nodes that send $r_i = 1$ to Δ . Given that $|S'| \sim d(1-p)$, the majority to bit message is asymptotically as follows:

$$\frac{\mathbf{P}(x_0 = 0|\Delta = 0)}{\mathbf{P}(x_0 = 1|\Delta = 0)} = 1 + \frac{\sum_{I \subset S', |I|=d(1-p)/2} 1}{\sum_{I \subset S', |I| \leq (d-2)(1-p)/2} 1} = 1 + \frac{\binom{d(1-p)}{d(1-p)/2}}{\sum_{j \leq (d-2)(1-p)/2} \binom{d(1-p)}{j}}.$$

By Stirling's approximation, the numerator behaves as:

$$2^{d(1-p)} \sqrt{\frac{2}{d(1-p)\pi}}$$

and the denominator is roughly

$$2^{d(1-p)/2}.$$

Then the triangle to bit message when $\Delta = 0$ is

$$1 + 2\sqrt{\frac{2}{d(1-p)\pi}}.$$

Some of the incoming messages to x_0 will cancel each other and the rest will amplify. If N_0 is the number of majorities that evaluate to 0 and N_1 is the number of majorities that evaluate to 1, then the decoding error at x_0 is

$$\frac{1}{1 + (1 + 2\sqrt{\frac{2}{d(1-p)\pi}})^{|N_0 - N_1|}}.$$

If we integrate this expression w.r.t the distribution of $N_0 - N_1$ then we get the average error at x_0 . One can show that the probability that a node agrees with its majority is:

$$\frac{1}{2}(1 + \sqrt{\frac{2}{\pi d}}).$$

Note that $N_0 - N_1$ is asymptotically normal by the CLT. When $\Delta = 0$, $N_0 - N_1$ has mean $d'x\sqrt{\frac{2}{\pi d}}$ and variance $d'x$ where $d' = d(1-r)$. When $r = 1/2$ we get $d' = d/2$ and initially we have $p = 1/2$. Thus $N_0 - N_1 \sim d'x\sqrt{\frac{2}{\pi d(1-p)}} + \sqrt{d'x}Y$ where Y is standard normal. We can write this as $N_0 - N_1 \sim \sqrt{d'x}(\sqrt{d'x}\sqrt{\frac{2}{\pi d}} + Y)$.

Setting $d' = d(1-r)$ and taking the limit as $d \rightarrow \infty$, we find that the average decoding error as a function of p after one step of BP is

$$\lim_d \int_{-\infty}^{\infty} \frac{1}{1 + (1 + 2\sqrt{\frac{2}{d(1-p)\pi}})^{(\sqrt{d'x/2}(y + \sqrt{\frac{x}{\pi}})})} f(y) dy = \int_{-\infty}^{\infty} \frac{1}{1 + e^{2\sqrt{\frac{2x(1-r)}{\pi(1-p)}}y + \frac{4x(1-r)}{\pi\sqrt{1-p}}}} f(y) dy.$$

Fig. 9 shows the above bound versus the empirical performance of LDMC(17). The BP converges very fast for systematic LDMCs, which explains the accuracy of the one step prediction.

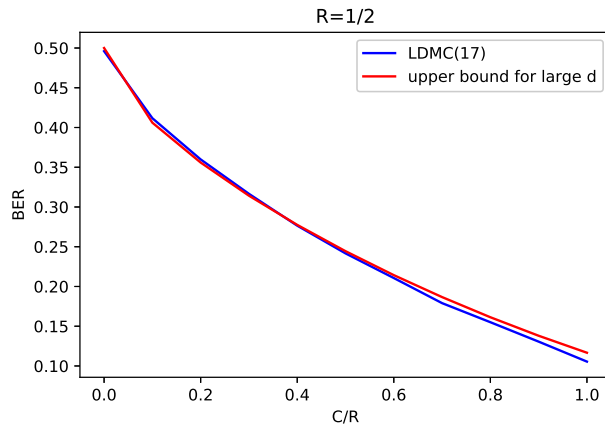


Fig. 9: The LDMC performance along with the predicted error after one step of BP.

V. IMPROVING LDGMs USING LDMCs

In this section we show that LDGM ensembles can benefit from LDMCs as well. We recall that an LDGM(d) ensemble is a (check-regular) ensemble generated by additions mod 2 $f_\Sigma : (x \mapsto \sum_{i \in S} x_i)_{S \in \Sigma}$ with $|S| = d$ and Σ generated i.i.d according to the uniform distribution on d -subsets of $[k]$.

The erasure function of this ensemble is easy to compute and it can be show that the lower bound of Proposition 6 is tight for this ensemble. To compute this polynomial, note that at every iteration, under BP decoding, a bit is either fully recovered or remains unbiased. If q is the fraction of bits that are correctly decoded after convergence of BP, then a check to bit message is useless with probability $1 - q^{d-1}$. The bit node degrees are Poisson distributed with parameter $(C/R)d$, i.e.,

$$E^{\text{BEC}}(\alpha, q, d) = \frac{1}{2} \sum_t \mathbb{P}(\text{Poi}(\alpha d(C/R)) = t) (1 - q^{d-1})^t,$$

Similarly, we can define an (check-)irregular LDGM ensemble by mixing LDGM(d)'s, i.e., we include sets S of different size in Σ . For an LDGM ensemble that uses λ_i fraction of LDGM(i)'s, let Λ be the set of all (λ_i, i) pairs. The erasure polynomial of an irregular ensemble is simply:

$$E^{\text{BEC}}(\alpha, \Lambda, q) = \prod_i E^{\text{BEC}}(\alpha \lambda_i, q, i)$$

The code optimization problem now can be formulated in terms of the dynamical system in (8) associated with this E -function. Suppose that we want to run l iterations of BP to decode an LGDM. Let $q_{l,\alpha}^{\text{BEC}}(0)$ be density of unerased bits after l iterations with $C/R = \alpha$. If we are interested in minimizing the BP error at two different C/R 's, say α_1 and α_2 , then the following optimization problem becomes relevant

$$\begin{aligned} & \text{maximize}_\Lambda q_{l,\alpha_1}^{\text{BEC}}(0) + q_{l,\alpha_2}^{\text{BEC}}(0) \\ & \sum_i \lambda_i = 1 \\ & \lambda_i \geq 0. \end{aligned}$$

This is a non-convex problem and we need to solve it up to local optimality using gradient descent. Solving for $\alpha_1 = 0.9, \alpha_2 = 1.1$ over LDMC(d)'s with $d \leq 3$, we find that $\lambda_1 = 0.08, \lambda_2 = 0.2, \lambda_3 = 0.78$. We simply remove the lower degree checks by setting $\lambda_1 = 0, \lambda_2 = 0$, and replace them with an LDMC(3). Since LDMC(3) dominates repetition everywhere, we expect this new LDMC/LDGM ensemble to have lower error than the pure LDGM ensemble. The results are shown in 11). We can see that the LDGM family exhibits a sharp transition at the end point $C/R = 0.9$ while the combined ensemble degrades more smoothly beyond this point while maintaining smaller error everywhere else.

We can also optimize over the LDMC/LDGM ensemble jointly by computing the erasure polynomial of the ensemble as before. Solving the optimization problem at $\alpha_1 = 0.8, \alpha_2 = 1.1$ for the joint LDGM/LDMC ensemble gives $\lambda_1 = 0.0007, \lambda_2 = 0.003, \lambda_3 = 0.72$ and $\lambda_{\text{LDMC}(3)} = 0.28$ and for the LDGM ensemble we get $\lambda_1 = 0.0004, \lambda_2 = 0.669, \lambda_3 = 0.33$. The results are shown in Fig.10.

VI. CODES AS CHANNEL TRANSFORMS

In this section we study LDMCs from the perspective of a channel transform. This notion arises when one employs a concatenated code. Concatenated codes are the codes that act on pre-coded information. This means that the input to the code

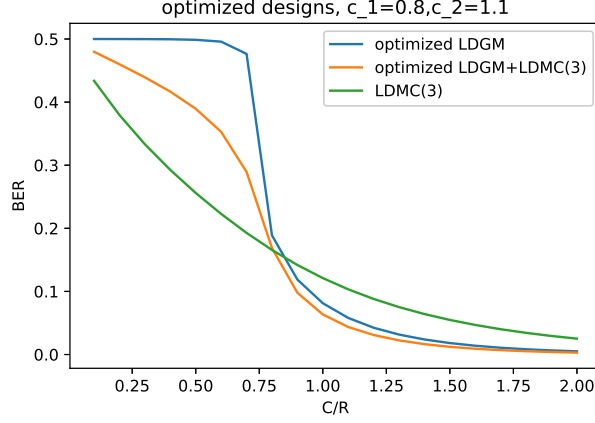


Fig. 10: Comparing the optimized designs for LDGM and LDGM+LDMC families.

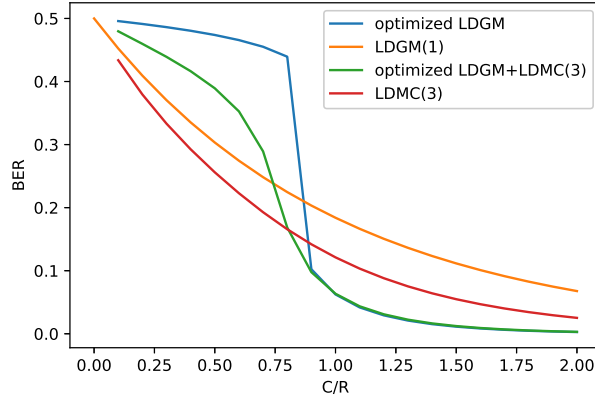


Fig. 11: Input BER for LDGM+LDMC. The combined design uses degree distributions $\lambda_1 = 0, \lambda_2 = 0, \lambda_3 = 0.78$ for LDGMs and $\lambda_{\text{LDMC}} = 0.28$ for LDMC.

is not an arbitrary point in the alphabet space, but rather the codeword of an outer code. This technique is often used to design codes with high performance and low decoding complexity. For instance, to approach the capacity of the erasure channel with LDPCs one needs to use high degree variable nodes. These in turn create short cycles in the computational graph of the BP decoder, which is problematic for accuracy of BP. To mitigate the impact of cycles, one needs to use very large codes and many iterations of BP, leading to long delays in the communication system as well as an expensive decoding procedure. A common method to circumvent these difficulties is to employ a two (or more) layer design. A low complexity inner code $f_i : \mathcal{A}^k \rightarrow \mathcal{A}^n$ is used to reduce the channel error, without necessarily correcting any erasure pattern. Then an outer error correcting code $f_o : \mathcal{A}^m \rightarrow \mathcal{A}^k$ cleans up the remaining error. The outer code here can be an LDPC but one that faces a weakened channel, hence, it requires fewer BP iterations and can be made to be shorter. It can also be a (short) error correcting code that relies on syndrome decoding. In either case, the overall communication path looks like the following

$$\mathcal{A}^m \xrightarrow{f_o} \mathcal{A}^k \xrightarrow{f_i} \underbrace{\mathcal{A}^n \xrightarrow{\text{BEC}_\epsilon} Y}_{Q(\epsilon): \text{channel transform}} \xrightarrow{g_i} \mathcal{B}^k \xrightarrow{g_o} \mathcal{A}^m.$$

Here Y is the outcome of the channel, g_i is inner decoder and g_o is the outer decoder. The domain of the outer decoder is chosen to be different from the alphabet of the message space on purpose. This is to accommodate various decoding messages that maybe transmitted from the inner decoder to the outer decoder. Two common choices in the literature are: 1) hard decision decoding ($\mathcal{B} = \mathcal{A}$); in this case the inner decoder can only transmit a hard decision on each bit to the outer decoder corresponding to its best estimate of what the bit value is. 2) soft-decision decoding ($\mathcal{B} = \mathbb{R}$); in this case the inner decoder is allowed to send the bitwise probabilities of error to the outer decoder. In either case, we can view the action of the inner code together with its decoder as one channel Q .

For hard decision decoding, it is clear that the channel (after interleaving) is a BSC with crossover probability equal to BER. For soft-decision decoding, the output of the channel transform is a sequence of probabilities. We view this channel

as a product channel that sends the marginals on every bit to the outer decoder $Q(\epsilon) : \mathcal{A}^k \rightarrow \prod_{i=1}^k \pi_i$. In practice, often an interleaver is placed between the inner and outer decoder to ensure that the bit errors are not correlated, hence, it makes sense to model the action of the inner code with a product channel. To study the performance of codes as channel transforms under erasures we introduce the notion of soft information

$$I_s(\epsilon) = 1 - \mathbf{E}\left[\frac{1}{k} \sum_{i=1}^k h_i(\epsilon)\right]$$

where $h_i = h(\pi_i)$ is the binary entropy of the i -th marginal produced by $Q(\epsilon)$. The soft information can be seen as the average per-bit information sent from the inner code to the hard decision (outer) decoder. If the inner code is wrapped with an interleaver, I_s will closely approximate the capacity of the inner channel $Q(\epsilon)$. In this case, two information bits of the inner code are likely to fall in different blocks of the outer error correcting code. Hence, the possible dependencies between the bits is not relevant.

We note that for a linear code $I_s(\epsilon) = 1 - 2\text{BER}(\epsilon)$. Thus we can use the bounds of Theorem 1 together with Proposition 1 to obtain similar bounds on soft information. For LDMCs we can measure the soft information empirically. The results are shown in Fig.12

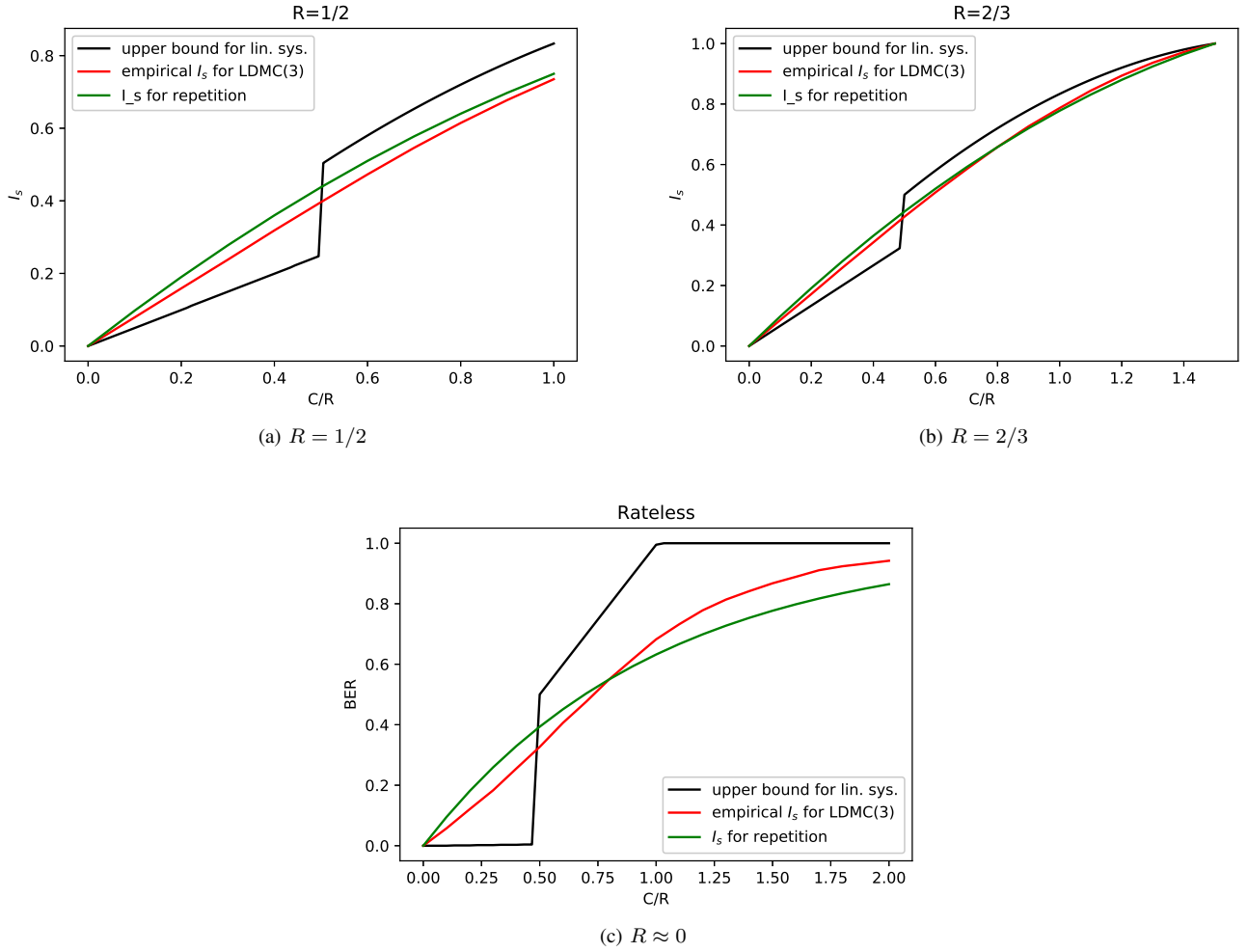


Fig. 12: Empirical soft information for LDMC(3) with $k = 20000$ compared with repetition and linear codes satisfying $\text{BER} = 0.25$ at $C/R = 0.5$ for three different rates. In (a)-(b), we use a systematic LDMC(3) and in (c) we use an irregular LDMC(3).

REFERENCES

- [1] H. Roozbehani and Y. Polyanskiy, "Triangulation codes: a family of non-linear codes with graceful degradation," in *2018 Conf. Inform. Sciences and Syst. (CISS)*, 2018.

- [2] —, “Input-output distance properties of good linear codes,” in *2018 IEEE International Symposium on Information Theory (ISIT)*. IEEE, 2018, pp. 2510–2514.
- [3] Y. Kochman, O. Ordentlich, and Y. Polyanskiy, “A lower bound on the expected distortion of joint source-channel coding,” *arXiv preprint arXiv:1902.07979*, 2019.
- [4] M. Luby, M. Mitzenmacher, M. A. Shokrollahi, D. A. Spielman, and V. Stemann, “Practical loss-resilient codes,” in *STOC*, vol. 97, 1997, pp. 150–159.
- [5] J. W. Byers, M. Luby, M. Mitzenmacher, and A. Rege, “A digital fountain approach to reliable distribution of bulk data,” *ACM SIGCOMM Computer Communication Review*, vol. 28, no. 4, pp. 56–67, 1998.
- [6] C. Bouras, N. Kanakis, V. Kokkinos, and A. Papazois, “Evaluating raptorq fec over 3gpp multicast services,” in *2012 8th International Wireless Communications and Mobile Computing Conference (IWCMC)*. IEEE, 2012, pp. 257–262.
- [7] M. T. Gul, A. Ali, D. K. Singh, U. Imtinan, I. Raza, S. A. Hussain, D. Y. Suh, and J.-w. Lee, “Merge-and-forward: A cooperative multimedia transmissions protocol using raptorq codes,” *IET Communications*, vol. 10, no. 15, pp. 1884–1895, 2016.
- [8] A. Ali, K. S. Kwak, N. H. Tran, Z. Han, D. Niyato, F. Zeshan, M. T. Gul, and D. Y. Suh, “Raptorq-based efficient multimedia transmission over cooperative cellular cognitive radio networks,” *IEEE Transactions on Vehicular Technology*, vol. 67, no. 8, pp. 7275–7289, 2018.
- [9] C. Bouras, N. Kanakis, V. Kokkinos, and A. Papazois, “Embracing raptorq fec in 3gpp multicast services,” *Wireless Networks*, vol. 19, no. 5, pp. 1023–1035, 2013.
- [10] M. Luby, A. Shokrollahi, M. Watson, T. Stockhammer, and L. Minder, “Raptorq forward error correction scheme for object delivery,” Tech. Rep., 2011.
- [11] T.-Y. Chen, K. Vakilinia, D. Divsalar, and R. D. Wesel, “Protograph-based raptor-like ldpc codes,” *IEEE Transactions on Communications*, vol. 63, no. 5, pp. 1522–1532, 2015.
- [12] T.-Y. Chen, D. Divsalar, J. Wang, and R. D. Wesel, “Protograph-based raptor-like ldpc codes for rate compatibility with short blocklengths,” in *2011 IEEE Global Telecommunications Conference-GLOBECOM 2011*. IEEE, 2011, pp. 1–6.
- [13] S. Sanghavi, “Intermediate performance of rateless codes,” in *2007 IEEE Information Theory Workshop*. IEEE, 2007, pp. 478–482.
- [14] A. Kamra, V. Misra, J. Feldman, and D. Rubenstein, “Growth codes: Maximizing sensor network data persistence,” in *ACM SIGCOMM Computer Communication Review*, vol. 36, no. 4. ACM, 2006, pp. 255–266.
- [15] A. Hagedorn, S. Agarwal, D. Starobinski, and A. Trachtenberg, “Rateless coding with feedback,” in *IEEE INFOCOM 2009*. IEEE, 2009, pp. 1791–1799.
- [16] A. Beimel, S. Dolev, and N. Singer, “Rt oblivious erasure correcting,” *IEEE/ACM Transactions on Networking (TON)*, vol. 15, no. 6, pp. 1321–1332, 2007.
- [17] Y. Cassuto and A. Shokrollahi, “Online fountain codes with low overhead,” *IEEE Transactions on Information Theory*, vol. 61, no. 6, pp. 3137–3149, 2015.
- [18] G. D. Forney, “Concatenated codes.” 1965.
- [19] K. Sugihara, Y. Miyata, T. Sugihara, K. Kubo, H. Yoshida, W. Matsumoto, and T. Mizuochi, “A spatially-coupled type ldpc code with an ncg of 12 db for optical transmission beyond 100 gb/s,” in *Optical Fiber Communication Conference*. Optical Society of America, 2013, pp. OM2B–4.
- [20] L. M. Zhang and F. R. Kschischang, “Low-complexity soft-decision concatenated ldgm-staircase fec for high-bit-rate fiber-optic communication,” *Journal of Lightwave Technology*, vol. 35, no. 18, pp. 3991–3999, 2017.
- [21] M. Barakatain and F. R. Kschischang, “Low-complexity concatenated ldpc-staircase codes,” *Journal of Lightwave Technology*, vol. 36, no. 12, pp. 2443–2449, 2018.
- [22] Y. Kochman, O. Ordentlich, and Y. Polyanskiy, “Ozarow-type outer bounds for memoryless sources and channels,” in *2018 IEEE International Symposium on Information Theory (ISIT)*. IEEE, 2018, pp. 1774–1778.
- [23] Z. Reznic, M. Feder, and R. Zamir, “Distortion bounds for broadcasting with bandwidth expansion,” *IEEE Transactions on Information Theory*, vol. 52, no. 8, pp. 3778–3788, 2006.
- [24] L. Tan, A. Khisti, and E. Soljanin, “Distortion bounds for broadcasting a binary source over binary erasure channels,” in *2013 13th Canadian Workshop on Information Theory*. IEEE, 2013, pp. 49–54.
- [25] K. Khezeli and J. Chen, “A source-channel separation theorem with application to the source broadcast problem,” *IEEE Transactions on Information Theory*, vol. 62, no. 4, pp. 1764–1781, 2016.
- [26] L. Ozarow, “On a source-coding problem with two channels and three receivers,” *Bell System Technical Journal*, vol. 59, no. 10, pp. 1909–1921, 1980.
- [27] R. Ahlswede, “The rate-distortion region for multiple descriptions without excess rate,” *IEEE Transactions on Information Theory*, vol. 31, no. 6, pp. 721–726, 1985.
- [28] A. A. El Gamal and T. M. Cover, “Achievable rates for multiple descriptions,” *IEEE Trans. Information Theory*, vol. 28, no. 6, pp. 851–857, 1982.
- [29] T. Cover, “Broadcast channels,” *IEEE Transactions on Information Theory*, vol. 18, no. 1, pp. 2–14, 1972.
- [30] V. K. Goyal, “Multiple description coding: Compression meets the network,” *IEEE Signal processing magazine*, vol. 18, no. 5, pp. 74–93, 2001.
- [31] S. Kokalj-Filipović, E. Soljanin, and Y. Gao, “Cliff effect suppression through multiple-descriptions with split personality,” in *2011 IEEE International Symposium on Information Theory Proceedings*. IEEE, 2011, pp. 948–952.
- [32] J. Ziv, “The behavior of analog communication systems,” *IEEE Transactions on Information Theory*, vol. 16, no. 5, pp. 587–594, 1970.
- [33] A. L. Vitali, “Multiple description coding—a new technology for video streaming over the internet,” 2007.
- [34] E. Bourtsoulatzé, D. B. Kurka, and D. Gündüz, “Deep joint source-channel coding for wireless image transmission,” *IEEE Transactions on Cognitive Communications and Networking*, 2019.
- [35] A. E. Mohr, E. A. Riskin, and R. E. Ladner, “Unequal loss protection: Graceful degradation of image quality over packet erasure channels through forward error correction,” *IEEE journal on selected areas in communications*, vol. 18, no. 6, pp. 819–828, 2000.
- [36] V. K. Goyal, J. Kovačević, and J. A. Kelner, “Quantized frame expansions with erasures,” *Applied and Computational Harmonic Analysis*, vol. 10, no. 3, pp. 203–233, 2001.
- [37] D. J. MacKay, “Encyclopedia of sparse graph codes,” 2005.
- [38] S. Ciliberti, M. Mézard, and R. Zecchina, “Lossy data compression with random gates,” *Physical review letters*, vol. 95, no. 3, p. 038701, 2005.
- [39] M. J. Wainwright and E. Maneva, “Lossy source encoding via message-passing and decimation over generalized codewords of ldgm codes,” in *Proceedings. International Symposium on Information Theory, 2005. ISIT 2005*. IEEE, 2005, pp. 1493–1497.
- [40] A. Montanari and E. Mossel, “Smooth compression, gallager bound and nonlinear sparse-graph codes,” in *2008 IEEE International Symposium on Information Theory*. IEEE, 2008, pp. 2474–2478.
- [41] F. Krzakala and L. Zdeborová, “Hiding quiet solutions in random constraint satisfaction problems,” *Physical review letters*, vol. 102, no. 23, p. 238701, 2009.
- [42] T. Richardson and R. Urbanke, *Modern coding theory*. Cambridge university press, 2008.