

Smaller Text Classifiers with Discriminative Cluster Embeddings

Mingda Chen Kevin Gimpel

Toyota Technological Institute at Chicago, Chicago, IL, 60637, USA

{mchen, kgimpel}@ttic.edu

Abstract

Word embedding parameters often dominate overall model sizes in neural methods for natural language processing. We reduce deployed model sizes of text classifiers by learning a hard word clustering in an end-to-end manner. We use the Gumbel-Softmax distribution to maximize over the latent clustering while minimizing the task loss. We propose variations that selectively assign additional parameters to words, which further improves accuracy while still remaining parameter-efficient.

1 Introduction

Word embeddings (Bengio et al., 2003) form the foundation of most neural methods for natural language processing (NLP). However, embeddings typically comprise a large fraction of the total parameters learned by a model, especially when large vocabularies and high dimensions are used. This can become problematic when seeking to deploy NLP systems on mobile devices where memory and computation time are limited.

We address this issue by proposing alternative parameterizations for word embeddings in text classifiers. We introduce a latent variable for each word type that represents the (hard) cluster to which it belongs. An embedding is learned for each cluster. All parameters (including cluster assignment probabilities for each word and the cluster embeddings themselves) are learned jointly in an end-to-end manner.

This idea is based on the conjecture that most words do not need their own unique embedding parameters, due both to the focused nature of particular text classification tasks and also due to the power law characteristics of word frequen-

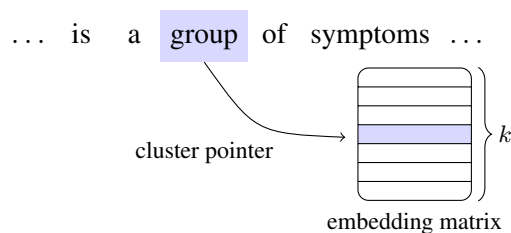


Figure 1: Schematic of deployed cluster embedding model with k clusters; cluster probabilities can be replaced by pointers at test time.

cies. For a particular task, many word embeddings would be essentially identical, so using clusters lets us avoid learning redundant embedding vectors, making parameter usage more efficient. For sentiment analysis, for example, the procedure can learn to place all sentiment-neutral words in a single cluster, and then learn distinct clusters for positive and negative words.

During learning, we minimize log loss of the correct classification label while maximizing over the latent variables. To do so, we use the Gumbel-Softmax distribution (Jang et al., 2016; Maddison et al., 2016) as a continuous approximation to hard clustering. After training, we compute the argmax over cluster assignments for each word type and replace the cluster assignment probabilities with pointers to clusters; see Figure 1. This leads to a large reduction in model size at test time.

We consider two variations of the above idea which introduce a small number of additional word-specific parameters. The best variation learns unique embeddings for only the most frequent words and uses hard clustering for the rest. We evaluate our methods on five text classification datasets, comparing them at several model size budgets. Our results demonstrate that clustering can maintain or improve performance while offering extremely small deployed models.

2 Related Work

Several methods have been proposed for reducing the memory requirements of models that use word embeddings. One is based on quantization (Botha et al., 2017; Han et al., 2016), which changes the way parameters are stored. In particular, it seeks to find shared weights among embedding vectors and only keeps scale factors for each word.

Another family of methods uses hashing functions to replace dictionaries (Tito Svenstrup et al., 2017; Joulin et al., 2017). This can save storage space, but still requires the model to have roughly the same size embedding matrix. Network pruning has also been used to compress neural networks. Han et al. (2015) pruned weights iteratively by removing weights below a threshold and then re-training the network.

Our work is also related to prior work using hard word clustering for NLP tasks (Botha et al., 2017; Brown et al., 1992). The primary difference is that we cluster words to minimize the task loss rather than doing so beforehand.

Recently, Shu and Nakayama (2018) also found clustering helpful for compressing the word embedding matrix for NLP tasks. Their method follows the intuition of product quantization (Jegou et al., 2011; Joulin et al., 2017). Our methods differ from theirs in two ways. First, our methods are trained end-to-end instead of relying on pre-trained word embeddings. Since our embeddings are trained for each task, we can use much smaller embedding dimensionalities, which saves a lot of parameters. Second, our method is faster at test time because it does not use multiple code books.

3 Embedding Parameterizations

Our text classifiers use long short-term memory (LSTM; Hochreiter and Schmidhuber, 1997) networks to embed sequences of word embeddings and then use the final hidden state as input to a softmax layer to generate label predictions. The standard cross entropy loss is used for training. We use this same architecture throughout and vary the method of parameterizing the word embedding module among the four options listed below.

Standard Embeddings (SE). This is the standard setting in which each word type in the vocabulary has a unique embedding. Given a vocabulary $V = \{w_1, w_2, \dots, w_v\}$ and embedding dimensionality m , this yields vm word embedding pa-

rameters. In our experiments, we limit the vocabulary to various sizes v , always keeping the most frequent v words and replacing the rest with an unknown word symbol.

Cluster Embeddings (CE). We next propose a method in which each word is placed into a single cluster (“hard clustering”) and we learn a unique embedding vector for each cluster. We refer to this setting as using cluster embeddings (CE). We denote the embedding matrix $W \in \mathbb{R}^{k \times m}$ where k is the number of clusters and m is again the embedding dimensionality. Each word w_i now has a vector of parameters $\vec{a}_i = (a_{i1}, \dots, a_{ik})$ which are interpreted as cluster probabilities. So this method requires learning vk cluster probabilities in addition to the km parameters for the cluster embeddings themselves.

We treat the cluster membership of each word w_i as a latent variable h_i during training. All parameters are optimized jointly to minimize cross entropy while maximizing over the latent variables. This poses difficulty in practice due to the discrete nature of the clustering. That is, maximizing over the latent variables involves non-differentiable argmax operations:

$$h_i = \arg \max_{1 \leq j \leq k} a_{ij}$$

To tackle this problem, we use the recently proposed Gumbel-Softmax to approximate the clustering decision during training. Gumbel-Softmax is a temperature-modulated continuous relaxation for the categorical distribution. When the temperature approaches 0, samples from Gumbel-Softmax will become identical to those from the categorical distribution. During training, we have a sample $\vec{t}_i = (t_{i1}, \dots, t_{ik})$ for every instance of a word w_i . The vector \vec{t}_i is a non-sparse approximation to the one-hot vector indicated by the latent variable value h_i . It is parameterized as:

$$t_{ij} = \frac{\exp((a_{ij} + g_j)/\tau)}{\sum_{l=1}^k \exp((a_{il} + g_l)/\tau)}$$

where the g_j are samples from a Gumbel(0,1) distribution and τ is the temperature. The embedding vector \vec{e}_i for word w_i is calculated by $\vec{e}_i = W^T \vec{t}_i$.

Even when merely using this method in a soft clustering setting, it can save parameters when $vk + km < vm$. But with hard clustering, we can reduce this further by assuming we will again

Dataset	# Classes	Train	Dev.	Test
AG News	4	115,000	5,000	7,600
DBpedia	14	560,000	5,000	70,000
Yelp Review Polarity	2	555,000	5,000	38,000
Yelp Review Full	5	645,000	5,000	50,000
IMDB Movie Reviews	2	23,000	2,000	25,000

Table 1: Dataset statistics.

maximize over latent variables at test time. In this case, the cluster for word w_i at test time is

$$\vec{t}_i = \text{one_hot} \left(\arg \max_{1 \leq j \leq k} a_{ij} \right)$$

where the function `one_hot` returns a one-hot vector of length k with a 1 in the index given by its argument. These argmax operations can be precomputed for all words in V , permitting us to discard the vk cluster probabilities and instead just store a cluster pointer for each word, each of which will only take $O(\log_2 k)$ space.

Cluster Adjustment Embeddings (CAE).

While the cluster embedding model can lead to large savings in parameters, it loses the ability to model subtle distinctions among words, especially as k decreases. We propose a modification (cluster adjustment embeddings; CAE) that represents a word by concatenating its cluster embedding with a short unique vector for the word. If we think of cluster embeddings as centroids for each cluster, this model provides a way to adjust or correct the cluster embedding for each word, while still leveraging parameter sharing via the cluster embeddings. For all CAE experiments below, we use a 1-dimensional vector (i.e., a scalar) as the unique vector for each word that gets concatenated to the cluster embedding.

Mixture Embeddings (ME). Finally, we consider a variation (mixture embeddings; ME) in which the most frequent u words use unique embeddings and the remaining words use cluster embeddings. The words with unique embeddings are selected based on word frequency in the training data, with the intuition that frequent words are potentially useful for the task and contain enough instances to learn unique embedding parameters.

4 Experimental setup

We evaluate our embedding models on five text classification datasets: AG News, DBpedia, Yelp Review Polarity, Yelp Review Full (Zhang et al.,

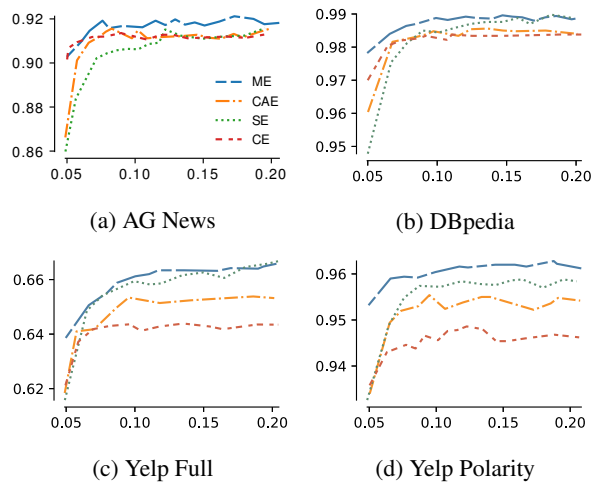


Figure 2: Development accuracy vs model size (MB) on four datasets. ME consistently outperforms other models under various size budgets.

2015), and the IMDB movie review dataset (Maas et al., 2011). We randomly sample 5,000 instances from the training set to use as development data for all datasets except for IMDB, where we sample 2,000. Table 1 shows dataset statistics. For IMDB, to make our results comparable to Shu and Nakayama (2018), we follow their experimental setup: We tokenize and lowercase the IMDB data using NLTK and truncate each review to be at most 400 words. For the other datasets, we lowercase and tokenize the sentences using regular expressions based on Kim (2014).

For optimization, we use Adam (Kingma and Ba, 2015) with learning rate 0.001. Embedding matrices are randomly initialized for all models. To reduce the hyperparameter search space, the LSTM hidden vector size is set to 50 for all experiments and the Gumbel-Softmax temperature is fixed to 0.9. When a single result is reported, all other hyperparameters (vocabulary size v , embedding dimension m , number of clusters k , and number of unique vectors u) are tuned based on the development sets. Our code is implemented in TensorFlow (Abadi et al., 2015) and is available at <https://github.com/mingdachen/word-cluster-embedding>.

5 Results

When evaluating our models, we are concerned with both accuracy and model size. We vary hyperparameters to obtain a range of model sizes for each embedding parameterization, then train models for each set of hyperparameter values. In Fig-

size	AG News		DBPedia		Yelp Full		Yelp Polarity	
	0.05	0.1	0.05	0.1	0.05	0.1	0.05	0.1
SE	84.8	90.4	95.3	98.1	59.2	62.6	93.4	95.5
CE	89.2	90.7	96.9	97.9	60.3	61.0	93.9	94.4
CAE	86.3	90.7	96.1	98.1	61.2	62.3	93.7	95.3
ME	90.3	91.5	97.5	98.3	61.4	63.4	95.2	95.8

Table 2: Test results. Model sizes are in MB.

Figure 2, we plot development accuracies across the range of model sizes on four datasets. Model sizes are calculated using the formula given in the appendix.

When the model size is extremely small (e.g., less than 0.1 MB in AG News), our cluster models outperform the standard parameterization (SE). As model size increases, the standard model becomes better and better, though it does not outperform ME. While CE is weak on the Yelp tasks, which could be attributed to the difficulty of 5-way sentiment classification, we see clear improvements by adding small amounts of word-specific information via CAE and ME. ME consistently performs well compared to the others across model sizes.

We report test results in Table 2. The test results are reported based on model performance on the development set for different model sizes. The models are consistent between development and test, as our cluster models with max size 0.05MB outperform SE across datasets, with ME having the highest accuracies.

On IMDB, we compare our methods to compositional coding (Shu and Nakayama, 2018). This method learns an efficient coding of word embeddings via the summation of embeddings from multiple clusterings. The clusterings and cluster embeddings are learned offline to reconstruct pre-trained GloVe vectors (Pennington et al., 2014). We recalculated the embedding sizes from Shu and Nakayama (2018) using our formula (in the appendix). We also reimplemented their compositional coding as another embedding model and trained it in an end-to-end fashion. We use the best model configuration from Shu and Nakayama (2018) and do grid search for the embedding dimension. As for the vocabulary size v , we find models perform better with small values, and thus we fix it to $v = 3000$.

Results are shown in Table 3. Compared with compositional coding, our models perform much better with a much smaller set of embedding parameters even when we use a smaller number of cluster embeddings (e.g., compare 8×8 coding

	embedding size (MB)	model size (MB)	acc. (%)
GloVe baseline	85.947	-	87.18
8×8 coding	0.288	-	82.84
16×32 coding	1.302	-	87.37
64×8 coding	2.305	-	88.15
64×8 coding ($m = 90$)	0.245	0.353	83.43
SE ($ V = 3000, m = 8$)	0.092	0.137	86.84
CE ($k = 50, m = 5$)	0.004	0.046	85.58
CAE ($k = 50, m = 5$)	0.016	0.058	86.94
ME ($k = 50, u = 300, m = 5$)	0.009	0.051	88.22

Table 3: IMDB test results. The four rows above the dashed line are from Shu and Nakayama (2018); our results are below it.

	words
1	million week third percent which 000 ago reports once
2	are after from has another down home than but end
3	official security china international country court city
4	heavyweights operational coordinated healing rewarded
5	com internet technology ibm google research windows
6	market quarter sales deals bid growth trade economic
7	championship yankees defense player contract football
8	troops press attack forces peace iran led army killing

Table 4: Word clusters learned using CE model on AG News. Each row is a different cluster.

to CE; both use a comparable number of cluster embedding vectors, while CE works better). ME (with $k = 50$ clusters and unique embeddings for the $u = 300$ most frequent words) outperforms all other models while retaining a small model size. CAE performs better than SE, but uses more parameters than CE. We find a better trade-off with ME, which only adds parameters to the most frequent words.

6 Discussion

6.1 Cluster Analysis

Table 4 shows clusters learned via CE on the AG News dataset. Cluster 1 appears to contain words that are related to quantities such as times and numbers while cluster 2 mostly contains prepositions and other function words. The connection to the AG News labels (World, Sports, Business, and Sci/Tech) is more clear in the subsequent clusters. Clusters 3 and 8 are related to World, cluster 4 may relate to World or Sports, clusters 5 and 6 are related to Sci/Tech, and cluster 7 is related to Sports.

6.2 Impact of Hyperparameters

Figure 3 shows the relationship between accuracy and several hyperparameters. Figure 3a shows the effect of embedding dimension on SE mod-

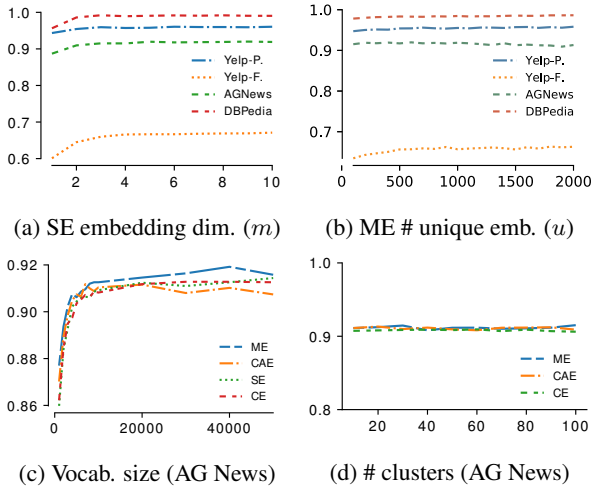


Figure 3: Dev. accuracy vs. hyperparameters.

els. One-dimensional embeddings work reasonably well, but the largest accuracy gains occur when increasing dimensionality from 1 to 2. Consider the LSTM gating functions, which consist of a nonlinearity applied to $U_1\mathbf{x} + U_2\mathbf{h}$, where \mathbf{x} is a word embedding, \mathbf{h} is a hidden state, and U_1, U_2 are parameters. We can think of these functions as doing affine transformations on the hidden state. So, in the one-dimensional case, the transformations that a word vector can do are restricted to translation. However, when word vectors have more than two dimensions, they can do almost any affine transformation. To further investigate this, we experimented with simple recurrent neural networks (RNNs) with very small word embedding dimensionalities in the appendix.

Figure 3b shows that for most datasets, increasing the number of unique embedding vectors (u) in ME helps for the Yelp datasets, especially early on, but $u = 500$ appears sufficient to capture most of the accuracy. Since similar trends are observed across different datasets, we only plot results for AG News in the final two plots. In Figure 3c, there is a clear boundary after which vocabulary size has minimal effect on accuracy. In Figure 3d, we observe that the number of clusters does not have much impact.

The main differences among CE, CAE, and ME are the ways they balance precision of embedding vectors and overall model size. CE forgets word identities and uses common parameters for all words in a cluster. Therefore it is expected that it should perform best only when all models are restricted to be extremely small. CAE adds parameters evenly across all words in the vocab-

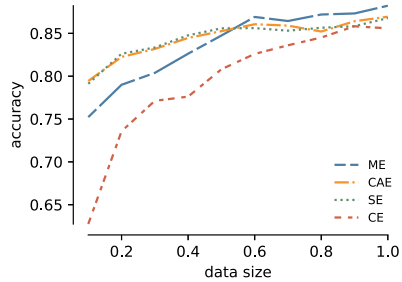


Figure 4: Varying the fraction of training data used on the IMDB task.

ulary while ME focuses its additional parameters on the most frequent words. Our results show that devoting parameters to the most frequent words achieves the best balance and consistently strong results. The most frequent words in the training set are likely to be those most closely related to the task. Higher frequency also means more training data for the word’s embedding parameters.

6.3 Impact of Training Data Size

Figure 4 shows test accuracies when varying the size of the training set for the IMDB task. The clustering models need relatively large amounts of training data, because they actually may have more parameters to learn during training due to the cluster membership probabilities for each word. We suspect this is why ME underperforms SE and CAE with small training sets. Even though ME permits very small deployed models, it still requires a substantial training set to learn its cluster membership probabilities.

7 Conclusions and Future Work

We proposed word embedding parameterizations that dramatically reduce the number of parameters at test time while achieving comparable or better performance. Our methods are applicable to other neural methods that use word embeddings or any kind of parameter lookup data structure. Future work will incorporate pretrained word embeddings into these cluster parameterizations and apply them to additional tasks.

Acknowledgments

We thank Qingming Tang for helpful discussions and the anonymous reviewers for their comments.

References

- Martín Abadi, Ashish Agarwal, Paul Barham, Eugene Brevdo, Zhifeng Chen, Craig Citro, Greg S. Corrado, Andy Davis, Jeffrey Dean, Matthieu Devin, Sanjay Ghemawat, Ian Goodfellow, Andrew Harp, Geoffrey Irving, Michael Isard, Yangqing Jia, Rafal Jozefowicz, Lukasz Kaiser, Manjunath Kudlur, Josh Levenberg, Dandelion Mané, Rajat Monga, Sherry Moore, Derek Murray, Chris Olah, Mike Schuster, Jonathon Shlens, Benoit Steiner, Ilya Sutskever, Kunal Talwar, Paul Tucker, Vincent Vanhoucke, Vijay Vasudevan, Fernanda Viégas, Oriol Vinyals, Pete Warden, Martin Wattenberg, Martin Wicke, Yuan Yu, and Xiaoqiang Zheng. 2015. *TensorFlow: Large-scale machine learning on heterogeneous systems*. Software available from tensorflow.org. <https://www.tensorflow.org/>.
- Yoshua Bengio, Réjean Ducharme, Pascal Vincent, and Christian Jauvin. 2003. A neural probabilistic language model. *Journal of machine learning research* 3(Feb):1137–1155.
- Jan A. Botha, Emily Pitler, Ji Ma, Anton Bakalov, Alex Salcianu, David Weiss, Ryan McDonald, and Slav Petrov. 2017. *Natural language processing with small feed-forward networks*. In *Proceedings of the 2017 Conference on Empirical Methods in Natural Language Processing*. Association for Computational Linguistics, pages 2879–2885. <http://aclweb.org/anthology/D17-1309>.
- Peter F. Brown, Peter V. deSouza, Robert L. Mercer, T. J. Watson, Vincent J. Della Pietra, and Jennifer C. Lai. 1992. *Class-based n-gram models of natural language*. *Computational Linguistics* 18(4). <http://www.aclweb.org/anthology/J92-4003>.
- Song Han, Huizi Mao, and William J Dally. 2016. *Deep compression: Compressing deep neural networks with pruning, trained quantization and Huffman coding*. In *International Conference on Learning Representations*.
- Song Han, Jeff Pool, John Tran, and William Dally. 2015. *Learning both weights and connections for efficient neural network*. In C. Cortes, N. D. Lawrence, D. D. Lee, M. Sugiyama, and R. Garnett, editors, *Advances in Neural Information Processing Systems 28*, Curran Associates, Inc., pages 1135–1143. <http://papers.nips.cc/paper/5784-learning-both-weights-and-connections-for-efficient-neural-network.pdf>.
- Sepp Hochreiter and Jürgen Schmidhuber. 1997. Long short-term memory. *Neural computation* 9(8):1735–1780.
- Eric Jang, Shixiang Gu, and Ben Poole. 2016. *Categorical reparameterization with Gumbel-softmax*. In *International Conference on Learning Representations*.
- Herve Jegou, Matthijs Douze, and Cordelia Schmid. 2011. *Product quantization for nearest neighbor search*. *IEEE Transactions on Pattern Analysis and Machine Intelligence* 33(1):117–128.
- Armand Joulin, Edouard Grave, Piotr Bojanowski, Matthijs Douze, Hervé Jégou, and Tomas Mikolov. 2017. *Fasttext.zip: Compressing text classification models*. In *International Conference on Learning Representations*.
- Yoon Kim. 2014. *Convolutional neural networks for sentence classification*. In *Proceedings of the 2014 Conference on Empirical Methods in Natural Language Processing (EMNLP)*. Association for Computational Linguistics, pages 1746–1751. <https://doi.org/10.3115/v1/D14-1181>.
- Diederik Kingma and Jimmy Ba. 2015. *Adam: A method for stochastic optimization*. In *International Conference on Learning Representations*.
- Andrew L. Maas, Raymond E. Daly, Peter T. Pham, Dan Huang, Andrew Y. Ng, and Christopher Potts. 2011. *Learning word vectors for sentiment analysis*. In *Proceedings of the 49th Annual Meeting of the Association for Computational Linguistics: Human Language Technologies*. Association for Computational Linguistics, pages 142–150. <http://www.aclweb.org/anthology/P11-1015>.
- Chris J Maddison, Andriy Mnih, and Yee Whye Teh. 2016. *The concrete distribution: A continuous relaxation of discrete random variables*. In *International Conference on Learning Representations*.
- Jeffrey Pennington, Richard Socher, and Christopher Manning. 2014. *GloVe: Global vectors for word representation*. In *Proceedings of the 2014 Conference on Empirical Methods in Natural Language Processing (EMNLP)*. Association for Computational Linguistics, pages 1532–1543. <https://doi.org/10.3115/v1/D14-1162>.
- Raphael Shu and Hideki Nakayama. 2018. *Compressing word embeddings via deep compositional code learning*. In *International Conference on Learning Representations*.
- Dan Tito Svenstrup, Jonas Hansen, and Ole Winther. 2017. *Hash embeddings for efficient word representations*. In I. Guyon, U. V. Luxburg, S. Bengio, H. Wallach, R. Fergus, S. Vishwanathan, and R. Garnett, editors, *Advances in Neural Information Processing Systems 30*, Curran Associates, Inc., pages 4928–4936. <http://papers.nips.cc/paper/7078-hash-embeddings-for-efficient-word-representations.pdf>.
- Xiang Zhang, Junbo Zhao, and Yann LeCun. 2015. *Character-level convolutional networks for text classification*. In C. Cortes, N. D. Lawrence, D. D. Lee, M. Sugiyama, and R. Garnett, editors, *Advances in Neural Information Processing Systems 28*, Curran Associates, Inc., pages 649–657. <http://papers.nips.cc/paper/5782-character-level-convolutional-networks-for-text-classification.pdf>.

Embedding Dimension	1	2	3
Accuracy	0.82	0.78	0.84

Table 5: IMDB test results for RNN with different embedding dimensions.

A Model Size Calculation

Let the model have vocabulary size v , k embedding vectors, embedding dimension m , and o other parameters. To compute model sizes, we assume each cluster pointer is stored using $\lceil \log_2 k \rceil$ bits and that other parameters are stored using 32 bits. For the CE model, for example, model size can be calculated based on the following formula:

$$v * \lceil \log_2 k \rceil + k * m * 32 + o * 32$$

B Impact of Word Embedding Dimension

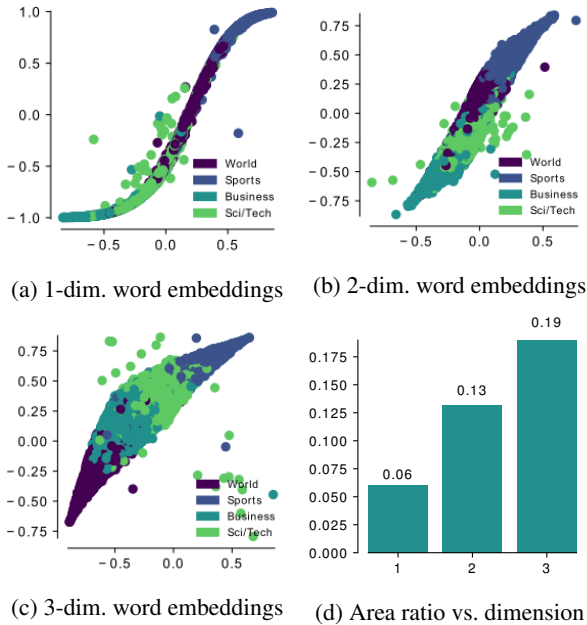


Figure 5: Plots of 2-dimensional RNN hidden states when varying word embedding dimensionality.

In order to look into the impact of word embedding dimension, we run experiments on AG News using an RNN with 2-dimensional hidden states instead of an LSTM. Figure 5 plots the final hidden states of the RNN with various embedding dimensions.

When embeddings have one dimension (Figure 5a), most of the hidden states roughly lie on a line, which is expected considering the limited transformation a scalar can do. As the dimension

increases, the hidden states become more spread out. To evaluate this phenomena quantitatively, we calculate the area ratio that hidden states have covered, which is shown in Figure 5d. The area ratio increases monotonically with increasing embedding dimension. We also report the corresponding test accuracies in Table 5. The classification accuracy does not necessarily improve from larger usage of space. The reason for this could be the vanishing gradient problem in simple RNNs.