

# Information Bottleneck Decoding of Rate-Compatible 5G-LDPC Codes

Maximilian Stark, Gerhard Bauch  
Hamburg University of Technology  
Institute of Communications  
{maximilian.stark,bauch}@tuhh.de

Linfang Wang, Richard D. Wesel  
University of California, Los Angeles  
Department of Electrical and Computer Engineering  
{lfwang,wesel}@g.ucla.edu

**Abstract**—The new 5G communications standard increases data rates and supports low-latency communication that places constraints on the computational complexity of channel decoders. 5G low-density parity-check (LDPC) codes have the so-called protograph-based raptor-like (PBRL) structure which offers inherent rate-compatibility and excellent performance. Practical LDPC decoder implementations use message-passing decoding with finite precision, which becomes coarse as complexity is more severely constrained. Performance degrades as the precision becomes more coarse. Recently, the information bottleneck (IB) method was used to design mutual-information-maximizing lookup tables that replace conventional finite-precision node computations. Additionally, the IB approach exchanges messages represented by integers with very small bit width. This paper extends the IB principle to the flexible class of PBRL LDPC codes as standardized in 5G. The extensions includes puncturing and rate-compatible IB decoder design. As an example of the new approach, a 4-bit information bottleneck decoder is evaluated for PBRL LDPC codes over a typical range of rates. Bit error rate simulations show that the proposed scheme outperforms offset min-sum decoding algorithms and operates within 0.2 dB of double-precision sum-product belief propagation decoding.

## I. INTRODUCTION

Low-density parity-check (LDPC) codes are used in the current 5G standard based on their very powerful error-correction performance [1]. To achieve the theoretically achievable performance under message passing decoding, LDPC decoders require precise message representations and computationally complex node operations. Such implementations introduce impractical latency and high power consumption. The desired throughput and latency promised by 5G [1] require practical hardware implementations that use finite-precision message passing algorithms and node computations that are simplified by smart approximations. Still, the error-rate performance of such finite-precision decoders deteriorates significantly with decreasing precision [2].

To address the challenge of good performance with low precision and simple computation, the *information bottleneck* (IB) decoder [2]–[6] combines ideas from information theory and machine learning. IB decoders differ from conventional finite-precision decoders significantly. First, instead of executing the conventional arithmetic exactly or approximated in the

nodes with discrete values, the node operations are replaced by *relevant-information-maximizing* functions which map discrete input messages onto discrete output messages. While similar in operation to the look-up tables developed for finite-alphabet iterative decoding (FAID) approach [7], [8], the tables used in IB decoders are designed analytically, respectively learned in an unsupervised manner, using the IB method [2]–[6].

As with the FAID approach, in the entire decoder no log-likelihood ratios (LLRs) are processed at any time. Instead, integer-valued messages, sometimes called *cluster indices*, are exchanged. However, whereas the FAID approach is mainly restricted to regular LDPC codes with variable node degree three, in our previous work [4], [9], [10], IB decoders with only 4 bits of precision perform within 0.1 dB of double precision belief-propagation for arbitrary regular and arbitrary irregular LDPC codes without puncturing. For irregular codes, message alignment provides a common representation across nodes with different degrees [5]. In [11] it was shown that, with similar decoders, throughputs up to 500 Gb/s are possible with high energy and area efficiency.

To the best of our knowledge, all information bottleneck decoders in literature are tailored for a specific rate. However, in practical systems a rate-compatible decoding scheme is favorable. Recently, so-called protograph-based raptor-like (PBRL) LDPC codes were shown to pair very powerful error-correcting capabilities and an efficient structure which enables an inherent rate-compatibility [12].

This paper presents a generalized design of IB decoders to enable decoding of 5G-related PBRL codes with a bit-width down to 4 bits while incorporating puncturing and hence rate-compatibility into the IB decoder itself. In detail, the paper contains the following main contributions:

- This paper extends the design of IB LDPC decoders from [4], [5] to include puncturing in both the high-rate mother code and the degree-one variable nodes of PBRL codes.
- This paper reframes message alignment as its own IB problem, facilitating designs for irregular LDPC codes.
- Novel message alignment allows reuse of tables across the entire rate range allowing a compact rate-compatible IB decoder for an entire PBRL code family.
- Using the new approach, a 4-bit information bottleneck decoder for a PBRL code family outperforms a 6-bit

This work has been submitted for publication at the IEEE Global Communications Conference (Globecom'19). Copyright may be transferred without notice, after which this version may no longer be accessible.

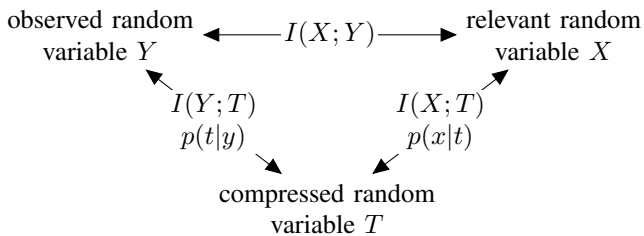


Fig. 1: Information Bottleneck setup, where  $I(X; T)$  is the relevant information,  $I(X; Y)$  is the original mutual information and  $I(Y; T)$  is the compression information.

offset-min-sum decoder and performs within 0.2 dB of double precision belief propagation decoding.

*Organisation:* The IB method and PBRL LDPC codes are briefly reviewed in Section II. In Section III, we summarize the design of IB LDPC decoders. Thereafter, we use *message alignment* to incorporate puncturing. Finally, this paper targets the problem of rate-compatible decoding architectures in Section IV. In Section V, numerical simulations comparing the performance of our proposed decoder with several reference systems are provided. Section VI concludes the paper.

*Notation:* The realizations  $y \in \mathcal{Y}$  from the event space  $\mathcal{Y}$  of a discrete random variable  $Y$  occur with probability  $\Pr(Y = y)$  and  $p(y)$  is the corresponding probability distribution. The cardinality or alphabet size of a random variable is denoted by  $|\mathcal{Y}|$ . Joint distributions and conditional distributions are denoted  $p(x, y)$  and  $p(x|y)$ .

## II. PREREQUISITES

This section briefly reviews the information bottleneck method and its applications in signal processing. Furthermore binary protograph-based raptor-like (PBRL) LDPC codes are introduced.

### A. The Information Bottleneck Method

The information bottleneck method [13] is a mutual-information-maximizing clustering framework from machine learning. The overall information bottleneck setup is depicted in Figure 1. It considers a Markov chain  $X \rightarrow Y \rightarrow T$  of three random variables.  $X$  is termed the relevant variable,  $Y$  is termed the observation and  $T$  is a compressed representation of  $Y$ . The compression is described by the conditional distribution  $p(t|y)$ . This compression mapping is designed such that the mutual information  $I(X; T)$  is maximized while at the same time the mutual information  $I(Y; T)$  is minimized. If the mapping  $p(t|y)$  uniquely assigns a  $t$  to each  $y$  with probability 1, this mapping can be implemented in a lookup table such that  $t = f(y)$ . Algorithms to find suitable compression mappings are described in [14]. These algorithms require the joint distribution  $p(x, y)$  and the desired cardinality  $|\mathcal{T}|$  of the compression variable  $T$  as inputs. As a by-product, an information bottleneck algorithm delivers the joint distribution  $p(x, t) = p(x|t)p(t)$ .

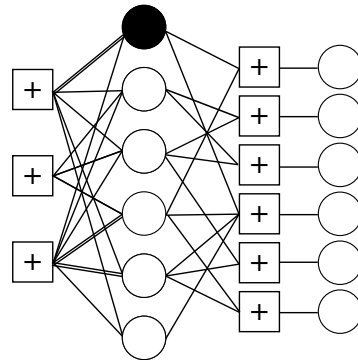


Fig. 2: Protograph of a PBRL LDPC code.

### B. Protograph-Based Raptor-Like (PBRL) LDPC Codes

Thorpe [15], [16] introduced LDPC codes constructed from a protograph, which is a small Tanner graph that describes the connectivity of the overall LDPC Tanner graph. A copy and permute operation referred to as "lifting" obtains the full LDPC parity check matrix from the protograph.

Figure 2 shows the protograph structure of a PBRL code as described in [12], [17]. The protograph of an PBRL LDPC Code consists two parts: (1) a highest-rate code (HRC) protograph and (2) an incremental redundancy code (IRC) protograph. The IRC provides lower rates as more of its variable nodes are transmitted, starting from the top. For a more detailed introduction to PBRL LDPC codes we refer the reader to [12], [17].

This paper addresses the issue of designing IB decoders that accommodate the puncturing that is inherent to PBRL code families. As pointed out in [17], one or two variable nodes in the HRC are typically punctured, as indicated by the shaded HRC variable node in Figure 2. Thus, the IB decoder for the HRC must be designed to handle this puncturing. Additionally, all of the IRC variable nodes are punctured for the HRC, but degree-one variable nodes are added to the protograph as the rate is lowered. The IB decoder must be able to adapt to handle the induced changes in the degree distributions and the associated changes in the probability distributions of message reliabilities that occur as the rate is lowered.

## III. INFORMATION BOTTLENECK DECODING OF LDPC CODES

In the following section, this paper introduces all the required steps to construct an information bottleneck decoder as described in [4] and [5].

### A. Transmission Scheme and Channel Output Quantization

We consider a binary LDPC encoded transmission over a quantized output, symmetric additive white Gaussian noise (AWGN) channel with binary phase shift keying modulation (BPSK). We denote the equally likely transmit symbols  $x$ , which serve as channel input. The binary channel input and continuous channel output  $y$  are related by the transition probability  $p(y|x)$ . Feeding  $p(y, x)$  into the information bottleneck algorithm yields the quantizer mapping  $p(t_{ch}|y)$ , where

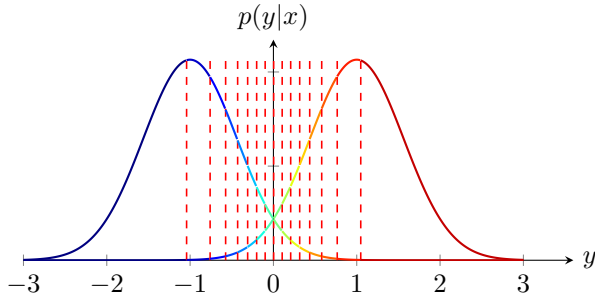


Fig. 3: Quantization boundaries for the BI-AWGN channel computed using the information bottleneck algorithm from [4].

$t_{ch} \in \mathcal{T}_{ch}$  denotes the discrete channel output. Such an mapping is sketched in Figure 3. In general, a representative log-likelihood ratio can be assigned to each quantization region. These representatives correspond to the quantized channel knowledge which serves as input for sum-product decoding.

In contrast, an information bottleneck decoder does not use any quantized LLRs, but processes a single quantization index  $t_{ch} \in \{0, 1, \dots, |\mathcal{T}_{ch}| - 1\}$  instead.

### B. Information Bottleneck Decoders for Unpunctured Binary LDPC Codes

In recent work, [2]–[6] information bottleneck decoders were shown to handle the trade-off between low implementation complexity and near-optimal performance very well. When constructing an information bottleneck decoder, first, node operations optimized for discrete input alphabets are designed. These operations are look-up operations mapping a set of incoming, discrete messages onto a discrete outgoing message and thereby neglecting the original arithmetic operations. As a result, only highly informative integer-valued messages are passed along the edges of a Tanner graph.

To construct the discrete node operations, the joint probability distribution of the observed random variable  $Y$  and relevant random variable  $X$  are required (cf. Figure 1). In the context of LDPC decoder design, the observed random variables are the  $M$  incoming discrete messages  $\mathbf{y} = [y_1, \dots, y_M]^T$  and the relevant random variable  $X$  depends on the node type. For a variable node,  $X$  represents the underlying code bit of a particular node, whereas, if the mapping is designed for a check node,  $X$  represents the (mod 2)-sum of the connected, possibly different code bits  $b_1, \dots, b_M$ .

Given the joint distribution  $p(x, \mathbf{y})$  at each node type in every iteration, the information bottleneck method allows to squeeze  $p(x, \mathbf{y})$  through a compact bottleneck. Meaning that the high-dimensional discrete observation vector  $\mathbf{y}$ , is mapped onto a scalar integer-valued cluster index  $t \in \mathcal{T} = \{0, 1, \dots, |\mathcal{T}| - 1\}$  defined by the mapping  $p(t|\mathbf{y})$ . Despite these tremendous compression, since  $|\mathcal{T}| \ll |\mathcal{Y}|^M$ , the information bottleneck method aims to preserve all relevant information such that  $I(X; T) \approx I(X; \mathbf{Y})$ . Hence, at any time,  $X$  can be inferred very precisely using  $p(x|t)$  (cf. Figure 1). However, once the mappings are found, the actual decoding simplifies to simple look-ups in offline generated tables, which

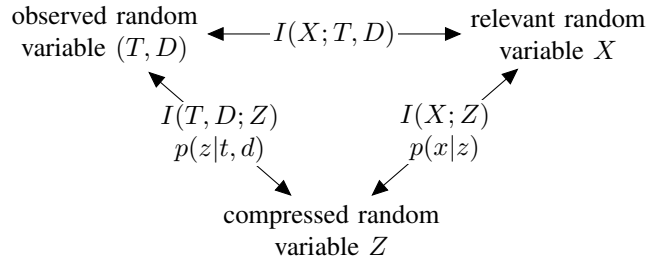


Fig. 4: The message alignment problem posed as an Information Bottleneck, where  $I(X; Z)$  is the relevant information,  $I(X; T, D)$  is the original mutual information and  $I(Y; T, D)$  is the compressed information.

map the sequence of incoming integers  $\mathbf{y}$  onto an outgoing integer-valued message  $t$ . Therefore, instead of passing the meaning  $p(x|t)$ , e.g. as LLR, only cluster indices are passed which are never converted back into any LLR representation.

### C. Message Alignment

In contrast to regular LDPC codes, irregular LDPC codes are characterized by nodes with varying degrees, i.e., the number of incoming messages differs. This paper leverages the edge-degree distribution:

$$\lambda(z) = \sum_{d=2}^{\lambda_{\max}} \lambda_d z^{d-1} \quad \rho(z) = \sum_{d=2}^{\rho_{\max}} \rho_d z^{d-1}, \quad (1)$$

where  $\lambda_d$  denotes the fraction of edges connected to variable nodes with degree  $d$  and  $\rho_d$  denotes the fraction of edges connected to check nodes with degree  $d$ . Thus, for irregular LDPC codes the input joint distribution  $p(x, \mathbf{y}|d)$  for the information bottleneck depends on the node degree  $d$ .

Consequently, one obtains node-degree-specific look-up tables  $p(t|\mathbf{y}, d)$  and thus only the cluster index *plus* the node degree would allow proper inference. However, tracking the evolution of the node-degree specific densities  $p(x, t, d)$  is impractical. Instead, only a node-degree-independent distribution

$$p(x, t) = \sum_{d=2}^{\lambda_{\max}} \lambda_d p(x, t|d) = \sum_{d=2}^{\lambda_{\max}} \lambda_d \sum_{\mathbf{y} \in \mathcal{Y}_d^{\text{vec}}} p(t|\mathbf{y}, d) p(x, \mathbf{y}|d) \quad (2)$$

where  $\mathcal{Y}_d^{\text{vec}}$  denotes the set of all possible combinations of  $\mathbf{y}$  for a node with degree  $d$ , can be exchanged. As described in [5], these straightforward marginalization results in a significant loss of relevant information, i.e.  $I(X; T, D) > I(X; T)$ . Therefore, the so called message alignment technique is applied. Figure 4 depicts message alignment as an information bottleneck. In message alignment we treat the tuple  $(T, D)$  as observation which shall be compressed into  $Z$  such that after compression the relevant information  $I(X; Z) \approx I(X; T, D)$ . As result one obtains a node degree specific reordering  $p(z|t, d)$  which can be easily absorbed in the node-specific lookup table  $p(t|\mathbf{y}, d)$  resulting in  $p(z|\mathbf{y}, d)$ . Since in general  $I(X; T, D) \approx I(X; Z) > I(X; T)$  this approach is favorable compared to direct marginalization as in (2).

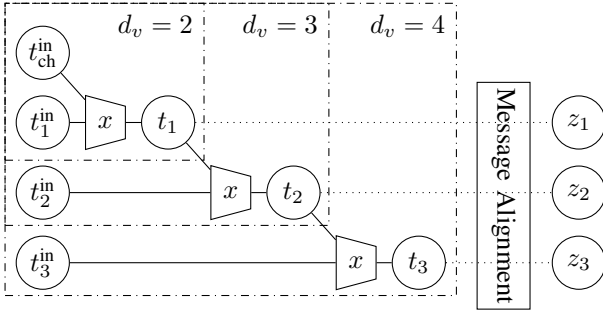


Fig. 5: Information bottleneck graph for a concatenated lookup table for  $d_v = 4$  with message alignment.

#### IV. INFORMATION BOTTLENECK DECODERS FOR PBRL LDPC CODES

To decode PBRL LDPC codes the respective decoders must support puncturing. Also puncturing itself is a fairly easy problem for conventional decoders, the design of information bottleneck decoders prohibits the use of puncturing. This section contains our main contributions. First, this paper shows how to incorporate punctured nodes using message alignment. Afterwards, this paper devises a generalized scheme well suited for the structure of PBRL codes enabling rate-compatibility.

##### A. Constructing Information Bottleneck Decoders for Punctured PBRL LDPC Codes

Puncturing means that to increase the code rate, a code bit is not transmitted and is thus unknown to the receiver. In conventional approaches this corresponds to an LLR=0 for the respective punctured bit.

Going back to Figure 3, reveals that the information-optimum channel quantizer is fully symmetric [18]. Typically, the resolution of the analog-to-digital converter (ADC) is a power of two and thus even. In this case, the LLR=0 can not be represented properly. Usually the quantization boundaries are then shifted to be able to represent LLR=0.

In information bottleneck decoders, LLR representations are ignored. Furthermore, the decoder is designed using density evolution and thus requires the complete knowledge of the statistics of the decoder input. Hence, constructing an information bottleneck decoder for puncturing is far less straightforward than in conventional decoders. In the following we propose a generic extension to include puncturing which leverages the message alignment technique.

Without loss of generality we consider a variable node with degree  $d_v = 4$  which processes one channel message and three messages received from connected check nodes to generate extrinsic information about the underlying code bit. In Figure 5 these processing is sketched as concatenation of two-input-look-up tables. In Figure 5 each look-up table is depicted as trapezoid with the input vector  $\mathbf{y} = [t_{ch}^{in}, t_1^{in}]^T$  or  $\mathbf{y} = [t_{i-1}, t_i^{in}]^T$  and output  $t_i$ . The respective mappings are found using the information bottleneck method. The joint

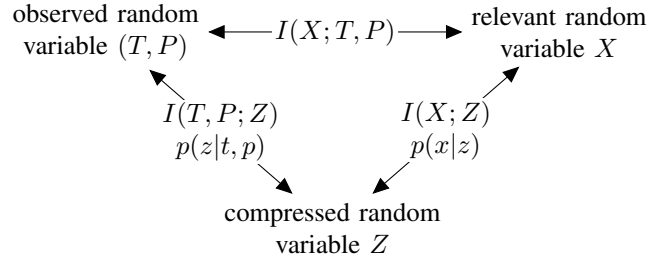


Fig. 6: Considering puncturing as message alignment problem, where  $I(X; Z)$  is the relevant information,  $I(X; T, P)$  is the original mutual information and  $I(Z; T, P)$  is the compressed information.

distribution in the first stage, which is processing the input vector  $\mathbf{y} = [t_{ch}^{in}, t_1^{in}]^T$  is computed as [4]

$$p(x, [y_{ch}^{in}, y_1^{in}]^T) = \frac{1}{p(x)} p(x, y_{ch}^{in}) p(x, y_1^{in}). \quad (3)$$

Clearly,  $p(x, [t_{ch}^{in}, t_1^{in}]^T)$  and thus also  $p(x|t_1)$  which is used in the next step depends on the statistics of the quantized channel output (cf. Section III-A). When incorporating puncturing,  $p(x, t_{ch}^{in})$  differs if the variable node is punctured or not. First, we introduce the random variable  $P$ ,  $\{\text{true}, \text{false}\}$  indicating if a node is punctured or not, where we define  $p(p)$  as puncturing rate. In this paper, the puncturing rate indicates the fraction of variable nodes with degree  $d > 1$  that are punctured. In the next section, it will become clear why punctured variable nodes with degree  $d = 1$  are ignored when computing the puncturing rate. Please note that, if the node is punctured,  $p(x, t_{ch}^{in} | P = \text{true})$ , is uniformly distributed. As a result, we rewrite (3) as

$$p(x, [y_{ch}^{in}, y_1^{in}]^T | p) = \frac{1}{p(x)} p(x, y_{ch}^{in} | p) p(x, y_1^{in}). \quad (4)$$

Due to the concatenation of lookup tables as shown in Figure 5 all subsequent tables depend on  $P$ . Consequently, in a straightforward implementation the number of required lookup tables will increase drastically to account for all possible combinations of punctured and non-punctured nodes and their respective degrees. Please note that this setting is similar to the one faced in irregular LDPC information bottleneck decoder design where the tables depend on the node degree. Hence, this paper proposes to make use of the message alignment technique. The corresponding setting is shown in Figure 6. By applying message alignment, one creates the mapping  $p(z|t, p)$  and the meaning  $p(x|z)$  such that all subsequently constructed tables do not depend any longer on the node being punctured or not. This approach is supposed to largely reduce the number of different lookup tables.

##### B. Constructing Information Bottleneck Decoders for Rate-Compatible PBRL LDPC Codes

PBRL codes by design promise to operate close to the theoretical limit for a large variety of coderates [17]. The rate can be easily adapted by puncturing or transmitting the degree-one variables (cf. Figure 2). By puncturing these nodes entire parts

of the respective Tanner graph are deactivated [17], meaning that no relevant information propagates anymore from the punctured degree-one nodes towards the inner variable nodes with very high degree (cf. Figure 2).

Hence, puncturing degree-one nodes, i.e., deactivating parts of the Tanner graph changes the *effective* degree distribution  $\lambda_{eff} \neq \lambda$  and  $\rho_{eff} \neq \rho$ . To determine the effective degree distribution, the following strategy is proposed: If an edge carries no information, this would correspond to LLR = 0 in a conventional decoder, the effective node degree seen by the outgoing message is reduced by one. Afterwards, the fraction of edges over which extrinsic information is passed is computed for each effective degree. This computation is performed offline given a parity check matrix for every iteration. To allow information bottleneck decoders to cope with punctured degree-one nodes and rate-adaptability the effective degree distribution is of crucial importance. In the following we present an intuitive scheme optimized for PBRL codes. In Figure 5, we have depicted an unfold variable node. It can be seen that in the general scheme only one tree of lookup tables for the highest node degree in the code has to be constructed. All nodes with smaller degrees can easily reuse the tables. As mentioned above, puncturing degree-one variable nodes reduce the effective degree distribution. However, assuming the concatenated structure presented in Figure 5 this paper argues, that puncturing basically only effects the depth of the lookup tree, because if a message is punctured it would not contribute any relevant information and can thus be skipped. As a result instead of using  $\lambda$  in (2) we propose to compute the joint distribution exchanged between variable and check nodes according to

$$p(x, t) = \sum_{d=2}^{\lambda_{eff, \max}} \lambda_{eff, d} p(x, t|d) \quad (5)$$

$$= \sum_{d=2}^{\lambda_{\max}} \lambda_{eff, d} \sum_{\mathbf{y} \in \mathcal{Y}_d^{\text{rec}}} p(t|\mathbf{y}, d) p(x, \mathbf{y}|d) \quad (6)$$

where  $\lambda_{eff}$  is the effective degree distribution for the actual code rate which can be found easily for PBRL codes.

## V. RESULTS AND DISCUSSION

In this section, we present and discuss results obtained performing bit error rate simulations for an exemplary PBRL LDPC code. The code was taken from [17]. The code has length  $N_v = 1032$ , and is evaluated for various code rates  $R_c$  range from  $R_c = 1/3$  up to  $R_c = 2/3$ .

We propose to construct all involved lookup tables just once for a fixed design- $E_b/N_0$ . The constructed lookup tables are then stored and applied for all  $E_b/N_0$ . Hence, the lookup table construction needs to be done only once and offline.

We consider three reference schemes to compare the performance of our decoder. Decoding of a codeword is stopped after a maximum number of 50 decoding iterations or earlier if the syndrome check is successful. First, we consider a double-precision belief propagation decoder with flooding schedule.

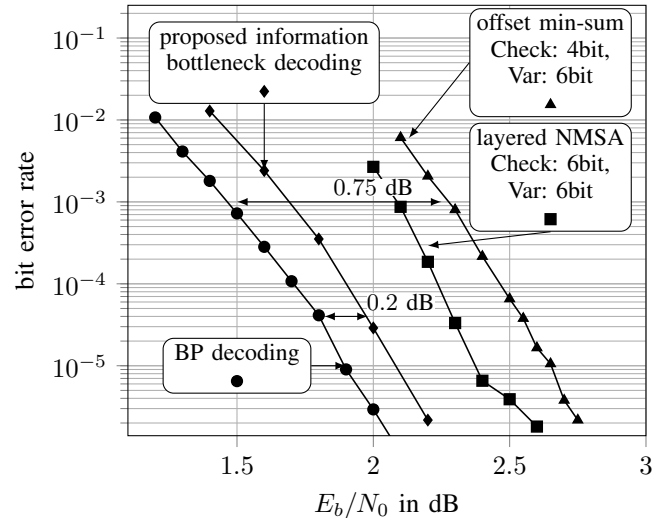


Fig. 7: Bit error rate simulations for the proposed scheme (x-marker), and the reference schemes summarized in Table I for the considered PBRL LDPC code with code rate  $R = 1/2$ .

The received samples are *not* quantized and the internal operations are additions at the variable node and box-plus at the check node. Second, we use the layered normalized min-sum algorithm (NMSA) [19] with 6 bit resolution at the check node and 6 bits at the variable node. Again the inputs to the decoder are *not* quantized. The operations here are again additions at the variable nodes but the min-sum approximation is used at the check nodes. Third, we use the offset-min-sum decoder with only 4 bit resolution at the check node and 6 bits at the variable node to prevent an overflow when adding the 4 bit messages received from the channel quantizer. Finally, we designed our proposed information bottleneck decoder for fully 4 bit integer architecture. This means, starting from the channel quantizer which outputs 4 bit integers, the internal messages require only 4 bits and there are only *lookup* operations performed. These lookups do not mimic any arithmetic function but realize the relevant-information preserving mappings found using the information bottleneck method.

The most important parameters of the applied decoders are again summarized in Table I for a quick overview.

First we consider a decoder designed for a fixed rate of  $R = 0.5$ . The results are shown in Figure 7. As expected the sum-product algorithm (o-marker) achieves the best bit error rate performance, but at the same time, has the highest computational complexity (cf. Table I). Although all applied operations in the information bottleneck decoder (x marker) are simple lookups, the decoder performs only less than 0.2 dB worse than the benchmark. The results are even more remarkable when considering the tremendous gap to the two offset-min-sum with an even slightly higher resolution. Please note, that PBRL codes have typically variable nodes with very large degrees. From the gap of 0.75 dB noticed in Figure 7 we conclude that a conventional offset-min-sum decoder which exchanges only 4 bit messages can not be used

TABLE I: Simulation parameters

decoder	node operation (check / var)	precision exchanged messages	precision check node	precision variable node	channel quantizer
sum-product	box-plus / addition	64 bit	64 bit	64 bit	None
min-sum	min*( ) / addition	4 bit	4 bit	6 bit	4 bit
layered NMSA	min*( ) / addition	6 bit	6 bit	6 bit	None
proposed	lookup table / lookup table	4 bit	4 bit	4 bit	4 bit

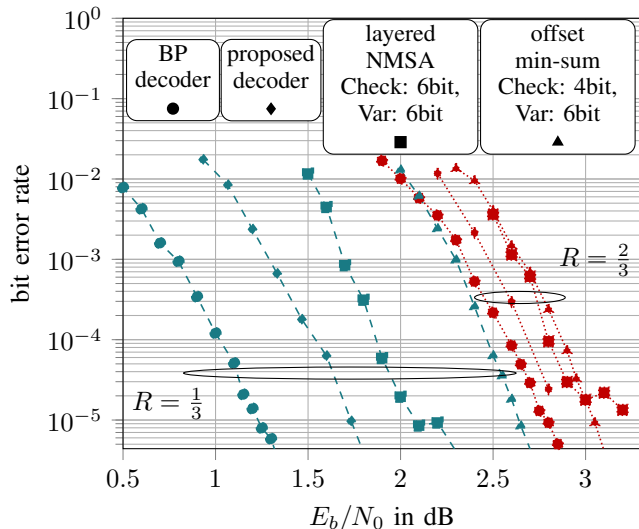


Fig. 8: Bit error rate simulations for the proposed scheme (x-marker) and the reference schemes summarized in Table I for the considered PBRL LDPC code with code rate  $R = 1/3$  (blue, dashed),  $2/3$  (red, dotted).

for PBRL codes with such a coarse quantization, since the dynamic range of the LLRs cannot be captured appropriately. The gap can be reduced by choosing a finer resolution as indicated by the bit error rate curve for the 6 bit offset min-sum decoder. However, with the generalized design for information bottleneck decoders proposed in this paper, both challenges, i.e. puncturing and rate-compatible design can be efficiently tackled to enable fully 4 bit decoders for PBRL codes. Figure 8 shows results for various other rates. For all considered rates, the belief propagation decoder with double-precision resolution and no channel quantizer achieves the best performance. However, again we observe that the proposed information bottleneck decoder operates very close to this benchmark. Interestingly, the proposed schemes outperforms the 4 bit offset min-sum decoder and the 6 bit offset min-sum decoder for all investigated rates.

## VI. CONCLUSION

This paper uses the information bottleneck method to efficiently represent reliability information, reducing the data transfer and computational complexity of 5G protograph-based raptor-like LDPC decoding. The proposed decoder extends the information bottleneck method to incorporate puncturing and leverages the inherent rate-compatibility of this powerful class of LDPC codes to develop a rate-compatible decoder. The proposed information bottleneck framework integrates a message alignment module to dynamically adjust to the degree

distribution of input messages. This approach accommodates puncturing for all supported rates without significantly increasing the number of required information bottleneck lookup tables. The proposed information bottleneck decoder exchanges only 4 bit integers and replaces the arithmetic in the node operations by lookup tables. This decoder performs only 0.2 dB worse than the sum-product algorithm and outperforms the offset-min-sum algorithm. Future work will investigate information bottleneck decoders with flexible bit widths to allow performance to be optimized based on available memory.

## REFERENCES

- [1] T. Richardson and S. Kudekar, "Design of low-density parity check codes for 5G new radio," *IEEE Communications Magazine*, vol. 56, no. 3, pp. 28–34, March 2018.
- [2] M. Meidlinger and G. Matz, "On irregular LDPC codes with quantized message passing decoding," in *Proc. SPAWC'17*. Piscataway, NJ: IEEE, 2017, pp. 1–5.
- [3] J. Lewandowsky and G. Bauch, "Trellis based node operations for LDPC decoders from the information bottleneck method," in *Proc. ICSPCS'15*, Dec 2015, pp. 1–10.
- [4] J. Lewandowsky and G. Bauch, "Information-optimum LDPC decoders based on the information bottleneck method," *IEEE Access*, vol. 6, pp. 4054–4071, 2018.
- [5] M. Stark, J. Lewandowsky, and G. Bauch, "Information-bottleneck decoding of high-rate irregular LDPC codes for optical communication using message alignment," *Applied Sciences*, vol. 8, no. 10, 2018.
- [6] F. J. C. Romero and B. M. Kurkoski, "LDPC decoding mappings that maximize mutual information," *IEEE Journal on Selected Areas in Communications*, vol. 34, no. 9, pp. 2391–2401, Sep. 2016.
- [7] D. Declercq *et al.*, "Finite alphabet iterative decoders part ii: Towards guaranteed error correction of LDPC codes via iterative decoder diversity," *IEEE Transactions on Communications*, vol. 61, no. 10, pp. 4046–4057, October 2013.
- [8] S. K. Planjery *et al.*, "Finite alphabet iterative decoders part i: Decoding beyond belief propagation on the binary symmetric channel," *IEEE Transactions on Communications*, vol. 61, no. 10, pp. 4033–4045, October 2013.
- [9] J. Lewandowsky, M. Stark, and G. Bauch, "Information bottleneck graphs for receiver design," in *Proc. ISIT'16*, Barcelona, Spain, Jul. 2016, pp. 2888–2892.
- [10] G. Bauch *et al.*, "Information-optimum discrete signal processing for detection and decoding," in *Proc. VTC-Spring'18*, Porto, Portugal, 2018.
- [11] R. Ghanaatian *et al.*, "A 588-gb/s LDPC decoder based on finite-alphabet message passing," *IEEE Transactions on Very Large Scale Integration (VLSI) Systems*, vol. 26, no. 2, pp. 329–340, Feb. 2018.
- [12] S. V. S. Ranganathan, D. Divsalar, and R. D. Wesel, "Quasi-cyclic protograph-based raptor-like LDPC codes for short block-lengths," *IEEE Transactions on Information Theory*, pp. 1–1, 2019.
- [13] N. Tishby, F. C. Pereira, and W. Bialek, "The information bottleneck method," in *Proc. 37th Allerton Conference on Communication and Computation*, 1999.
- [14] N. Slonim, "The information bottleneck: Theory and applications," Ph.D. dissertation, Hebrew University of Jerusalem, 2002.
- [15] J. Thorpe, "Low-density parity-check (LDPC) codes constructed from protographs," *IPN progress report*, vol. 42, no. 154, pp. 42–154, 2003.
- [16] D. Divsalar *et al.*, "Capacity-approaching protograph codes," *IEEE Journal on Selected Areas in Communications*, vol. 27, no. 6, pp. 876–888, 2009.
- [17] T. Chen *et al.*, "Protograph-based raptor-like LDPC codes," *IEEE Transactions on Communications*, vol. 63, no. 5, pp. 1522–1532, May 2015.

- [18] B. M. Kurkoski, K. Yamaguchi, and K. Kobayashi, "Noise thresholds for discrete LDPC decoding mappings," in *Proc. GLOBECOM'18*, New Orleans, LO, USA, Dec. 2008, pp. 1–5.
- [19] D. E. Hocevar, "A reduced complexity decoder architecture via layered decoding of ldpc codes," in *IEEE Workshop on Signal Processing Systems, 2004. SIPS 2004*. IEEE, 2004, pp. 107–112.