

Few-Shot Sequence Labeling with Label Dependency Transfer and Pair-wise Embedding

Yutai Hou* Zhihan Zhou† Yijia Liu* Ning Wang†
 Wanxiang Che* Han Liu† Ting Liu*

Abstract

While few-shot classification has been widely explored with similarity based methods, few-shot sequence labeling poses a unique challenge as it also calls for modeling the label dependencies. To consider both the item similarity and label dependency, we propose to leverage the conditional random fields (CRFs) in few-shot sequence labeling. It calculates emission score with similarity based methods and obtains transition score with a specially designed transfer mechanism. When applying CRF in the few-shot scenarios, the discrepancy of label sets among different domains makes it hard to use the label dependency learned in prior domains. To tackle this, we introduce the *dependency transfer* mechanism that transfers abstract label transition patterns. In addition, the similarity methods rely on the high quality sample representation, which is challenging for sequence labeling, because sense of a word is different when measuring its similarity to words in different sentences. To remedy this, we take advantage of recent contextual embedding technique, and further propose a *pair-wise embedder*. It provides additional certainty for word sense by embedding query and support sentence pair-wisely. Experimental results on slot tagging and named entity recognition show that our model significantly outperforms the strongest few-shot learning baseline by 11.76 (21.2% \uparrow) and 12.18 (97.7% \uparrow) F1 scores respectively in the one-shot setting.

Introduction

Sequence labeling assigns a categorical label to each item of a sequence. Many natural language processing (NLP) problems can be cast into sequence labeling (e.g., slot tagging and named entity recognition). Most sequence labeling models perform well when the label set is fixed and sufficient training data is available. But, sequence labeling problems, such as slot tagging in task-oriented dialog system, face the rapid change of domains and labeled data is usually scarce in a new domain. Few-shot learning technique (Miller, Matsakis, and Viola 2000; Fei-Fei, Fergus, and Perona 2006;

*Research Center for Social Computing and Information Retrieval, Harbin Institute of Technology, email: {ythou, yjliu, car, tliu}@ir.hit.edu.cn

†Department of Computer Science, Northwestern University, email: {zhihanzhou2020, ningwang2023}@u.northwestern.edu, hanliu@northwestern.edu

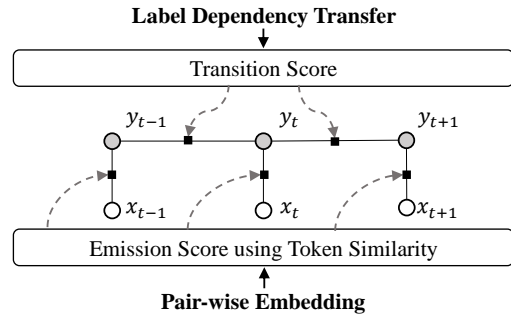


Figure 1: Linear-chain CRF for few-shot sequence labeling.

Lake, Salakhutdinov, and Tenenbaum 2015; Vinyals et al. 2016) is appealing in this scenario since it learns a model that borrows the prior experience from the old (source) domains and adapts to the new (target) domains quickly even with very few labeled samples (usually one or two samples per class).

Previous few-shot learning studies mainly focused on classification problems, which have been widely explored with similarity based methods (Vinyals et al. 2016; Snell, Swersky, and Zemel 2017; Sung et al. 2018; Yan, Zheng, and Cao 2018; Yu et al. 2018). The basic idea of these methods is classifying the items in new domain (query set) according to their similarity with few labeled samples (support set) and the similarity function is usually learned in prior rich-resource domains. It is straight-forward to decompose the few-shot sequence labeling into a series of independent few-shot classifications and apply similarity based methods. However, sequence labeling benefits from taking the dependencies between labels into account (Huang, Xu, and Yu 2015; Ma and Hovy 2016). To consider both the item similarity and label dependency, we propose to leverage the conditional random fields (CRFs) (Lafferty, McCallum, and Pereira 2001) in few-shot sequence labeling (See Fig 1). In this paper, we translate the emission score of CRFs into the output of the similarity based method and calculate the transition score with a specially designed transfer mechanism.

The few-shot scenario poses unique challenges in learning the emission and transition scores of CRFs. It’s infeasible to learn the transition on the few in-domain labeled

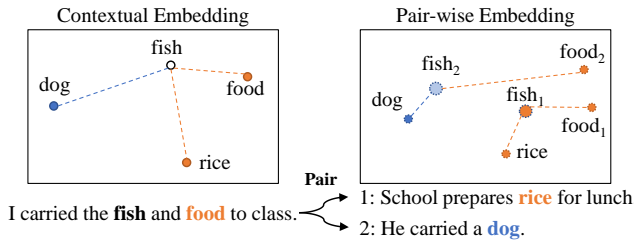


Figure 2: An example of pair-wise embedding. With single context (left), we can not decide whether `fish` is an animal or food. After pairing with different context (right), `fish` is more certain in meaning, and get close to `dog` and `rice` respectively.

data, and prior labeled dependency in source domain cannot be directly transfer due to discrepancy in label set. To tackle the label discrepancy problem, we introduce the dependency transfer mechanism. It transfers label dependency information from source domains to target domains by abstracting domain specific labels into abstract labels and modeling the label dependencies between abstract labels.

It is also challenging to calculate the emission scores (word-word similarity in our case) because the sense of a word differs when concatenated to a different context. As showed in Fig. 2, a word tends to mean differently. To tackle the representation challenges for similarity computation, we consider the special query-support setting in few-shot learning and suggest that embedding query and support tokens pair-wisely will provide additional certainty for word sense. Specifically, we propose a pair-wise embedder that takes advantage of recent contextual embedding technique (Peters et al. 2018; Devlin et al. 2018), and represents a token with self-attention over both query and support sentence.

We perform few-shot experiments on two typical sequence-labeling tasks: slot tagging and named entity recognition, where label discrepancy problem is common. Results show that our model achieves significant improvement over the few-shot learning baselines. Ablation tests demonstrate improvements from both pair-wise embedding and label dependency. Further analysis for label dependencies shows it captures non-trivial information and outperforms transition rules.

Our contributions are summarized as follows: (1) We propose a CRF-based framework for few-shot sequence labeling, which predicts labels by integrating the prior experience of token similarities and label dependencies. (2) We introduce the dependency transfer mechanism to transfer label dependencies across domains with different label sets. (3) We leverage the special query-support structure in few-shot setting and introduce the pair-wise embedding to reduce representation ambiguity. (4) Experiments show the superiority of our method over existing methods and emphasize the importance of transferring label dependencies and pair-wise embedding in few-shot sequence labeling.¹

¹Code and data will be available at: <https://github.com/AtmaHou/FewShotNLU>

Algorithm 1: Minimum-including

Input: # of shot k , domain \mathcal{D} , label set $\mathcal{L}_{\mathcal{D}}$
1: Initialize support set $\mathcal{S} = \{\}$, $\text{Count}_{\ell_j} = 0$ ($\forall \ell_j \in \mathcal{L}_{\mathcal{D}}$)
2: **for** ℓ in $\mathcal{L}_{\mathcal{D}}$ **do**
 while $\text{Count}_{\ell} < k$ **do**
 From $\mathcal{D} \setminus \mathcal{S}$, randomly sample a $(\mathbf{x}^{(i)}, \mathbf{y}^{(i)})$
 pair that $\mathbf{y}^{(i)}$ includes ℓ
 Add $(\mathbf{x}^{(i)}, \mathbf{y}^{(i)})$ to \mathcal{S}
 Update all Count_{ℓ_j} ($\forall \ell_j \in \mathcal{L}_{\mathcal{D}}$)
3: **for each** $(\mathbf{x}^{(i)}, \mathbf{y}^{(i)})$ in \mathcal{S} **do**
 Remove $(\mathbf{x}^{(i)}, \mathbf{y}^{(i)})$ from \mathcal{S}
 Update all Count_{ℓ_j} ($\forall \ell_j \in \mathcal{L}_{\mathcal{D}}$)
 if any $\text{Count}_{\ell_j} < k$ **then**
 Put $(\mathbf{x}^{(i)}, \mathbf{y}^{(i)})$ back to \mathcal{S}
 Update all Count_{ℓ_j} ($\forall \ell_j \in \mathcal{L}_{\mathcal{D}}$)
4: Return \mathcal{S}

Problem Definition

We define sentence $\mathbf{x} = (x_1, x_2, \dots, x_n)$ as a sequence of tokens and define label sequence of the sentence as $\mathbf{y} = (y_1, y_2, \dots, y_n)$. A domain $\mathcal{D} = \{(\mathbf{x}^{(i)}, \mathbf{y}^{(i)})\}_{i=1}^{N_{\mathcal{D}}}$ is a set of (\mathbf{x}, \mathbf{y}) pairs. For each domain, there is a corresponding domain-specific label set $\mathcal{L}_{\mathcal{D}} = \{\ell_i\}_{i=1}^{N_{\mathcal{L}_{\mathcal{D}}}}$.

As shown in Fig. 3, few-shot models are usually first trained on a set of source domains $\{\mathcal{D}_1, \mathcal{D}_2, \dots\}$, then directly work on another set of unseen target domains $\{\mathcal{D}'_1, \mathcal{D}'_2, \dots\}$ without fine-tuning. A target domain \mathcal{D}'_j only contains few labeled samples, which is called the support set $\mathcal{S} = \{(\mathbf{x}^{(i)}, \mathbf{y}^{(i)})\}_{i=1}^{N_{\mathcal{S}}}$. \mathcal{S} usually includes k samples (k -shot) for each of n classes (n -way).

The k -shot sequence labeling task is defined as follows: given a k -shot support set \mathcal{S} and an input sequence $\mathbf{x} = (x_1, x_2, \dots, x_n)$, find \mathbf{x} 's best label sequence \mathbf{y}^* :

$$\mathbf{y}^* = (y_1, y_2, \dots, y_n) = \arg \max_{\mathbf{y}} p(\mathbf{y} | \mathbf{x}, \mathcal{S})$$

For sequence labeling, the normal n -way k -shot definition is inapplicable. Because the sentence samples in a support set may include multiple duplicate token labels, which makes the number of labels within a support set unpredictable. We give the definition of k -shot sequence labeling by introducing the k -shot support set and presenting a minimum-including algorithm (Algorithm 1) that randomly constructs a k -shot support set from original dataset. A k -shot support set \mathcal{S} is essentially a set of $(\mathbf{x}^{(i)}, \mathbf{y}^{(i)})$ pairs, each of which is sampled from the same domain \mathcal{D} . A k -shot support set \mathcal{S} follows two criteria: (1) All labels within the domain should appear at least k times in \mathcal{S} . (2) At least one label will appear less than k times in \mathcal{S} if any (\mathbf{x}, \mathbf{y}) pair is removed from it.

Model

In this section, we introduce the proposed framework. The first subsection shows the overview of the framework, and

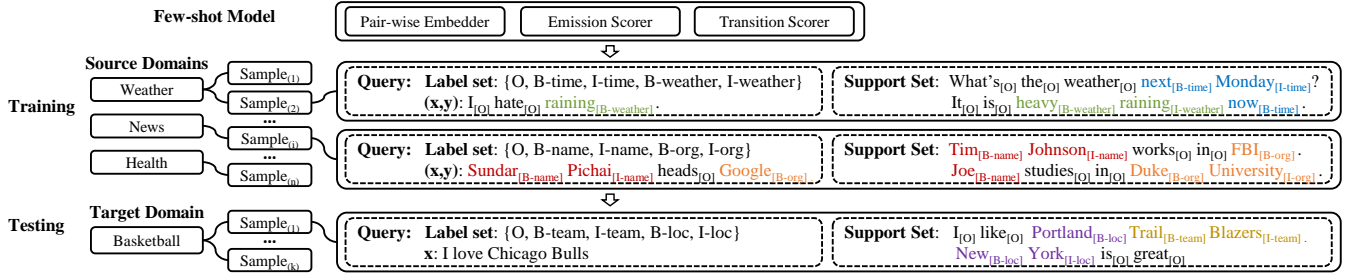


Figure 3: Overviews of training and testing. This figure illustrates the procedure of training the model on a set of source domains, and testing it on an unseen domain with only a support set.

we will respectively introduce the three components in the following three subsections.

Framework Overview

Conditional Random Field (CRF) considers both the transition score and the emission score to find the global optimal label sequence for each input. Following the same idea, we build our few-shot sequence labeling framework with three components: Pair-wise Embedder, Emission Scorer and Transition Scorer.

We apply the linear-CRF to the few-shot setting by modeling the label probability of label \mathbf{y} given query sentence \mathbf{x} and a k -shot support set \mathcal{S} :

$$p(\mathbf{y} | \mathbf{x}, \mathcal{S}) = \frac{1}{Z} \exp(\text{TRANS}(\mathbf{y}) + \lambda \cdot \text{EMIT}(\mathbf{y}, \mathbf{x}, \mathcal{S}))$$

where

$$Z = \sum_{\mathbf{y}' \in \mathcal{Y}} \exp(\text{TRANS}(\mathbf{y}') + \lambda \cdot \text{EMIT}(\mathbf{y}', \mathbf{x}, \mathcal{S}))$$

$\text{EMIT}(\mathbf{y}, \mathbf{x}, \mathcal{S}) = \sum_{j=0}^n f_E(y_j, j, \mathbf{x}, \mathcal{S})$ is the Emission Scorer output and $\text{TRANS}(\mathbf{y}) = \sum_{j=1}^n f_T(y_{j-1}, y_j)$ is the Transition Scorer output. λ is a scaling parameter which balances weights of the two scores. Inspired by Oreshkin, López, and Lacoste (2018), we learn it during training. We take $-\log(p(\mathbf{y} | \mathbf{x}, \mathcal{S}))$ as loss function and minimize it on data from source domains. After the model is trained, we employ Viterbi algorithm (Forney 1973) to find the best label sequence for each input.

Transition Scorer

The transition scorer component captures the dependencies between labels.² We model the label dependency as the transition probability between two labels:

$$f_T(y_{j-1}, y_j) = p(y_j | y_{j-1})$$

Conventionally, such probabilities are learned from training data and stored in a transition matrix $M^{N \times N}$, where N is the number of labels. For example, $M_{B-\ell_1, B-\ell_2}$ corresponds to $p(B-\ell_2 | B-\ell_1)$, where ℓ_1 and ℓ_2 are two different labels. But in the few-shot setting, a model faces different label sets in the source domains (train) and the target domains

²Here, we ignore *Start* and *End* labels for simplicity.

(test). This mismatch on labels blocks the trained transition scorer directly working on a target domain.

The dependency transfer mechanism (DT) overcomes this issue by directly modeling the transition probabilities between abstract labels. Intuitively, there are only three abstract labels: O , B and I . However, having merely B and I is not enough since the transition probability between the same labels and different labels are usually different. For example, $I-\ell_1$ is very likely to transit to $I-\ell_1$ itself, but will never transit to I of another different label such as $I-\ell_2$. Therefore, we introduce another 4 abstract labels named same B (sB), different B (dB), same I (sI) and different I (dI). Then, instead of learning a transition matrix M for the real labels, we learn a transition Table $T^{3 \times 5}$ (see Fig. 4).

T records the probabilities of transition from abstract labels O , B and I to abstract labels O , sB , dB , sI , and dI . For example, $T_{B, sB}$ stands for the probability of transition from B of one label to B of the same label, which equals to $p(B-\ell_m | B-\ell_m)$. $T_{B, dI}$ stands for the probability of transition from B of one label to I of another different label, which is $p(I-\ell_n | B-\ell_m)$, where $\ell_m \neq \ell_n$. Also, $T_{O, sB}$ and $T_{O, sI}$ respectively stands for the probability of transition from O to any B and I label. $T_{O, dB}$ and $T_{O, dI}$ are not used.

To calculate the label transition probability for a new domain, we construct the transition matrix M by filling it with values in T . For example, if there are only two labels named ℓ_1 and ℓ_2 in the new domain, we fill $M_{B-\ell_1, B-\ell_2}$ and $M_{B-\ell_2, B-\ell_1}$ with value in $T_{B, dB}$, and fill $M_{B-\ell_1, B-\ell_1}$ as well as $M_{B-\ell_2, B-\ell_2}$ with value in $T_{B, sB}$. Fig. 4 shows an example of table filling, where positions in the same color are filled by the same values.

Pair-wise Embedder

Pair-wise embedder prepares the token representation for query utterance \mathbf{x} and support set \mathcal{S} .

Since we assign each token a label based on its representation (embedding) and a token might have different meanings within different contexts, there is a natural demand that we should represent a token by taking its context into account. Furthermore, a token in different query-support pair should have different representation.

To achieve this, we leverage pair-wise self-attention that represents each token with self-attention over both query and

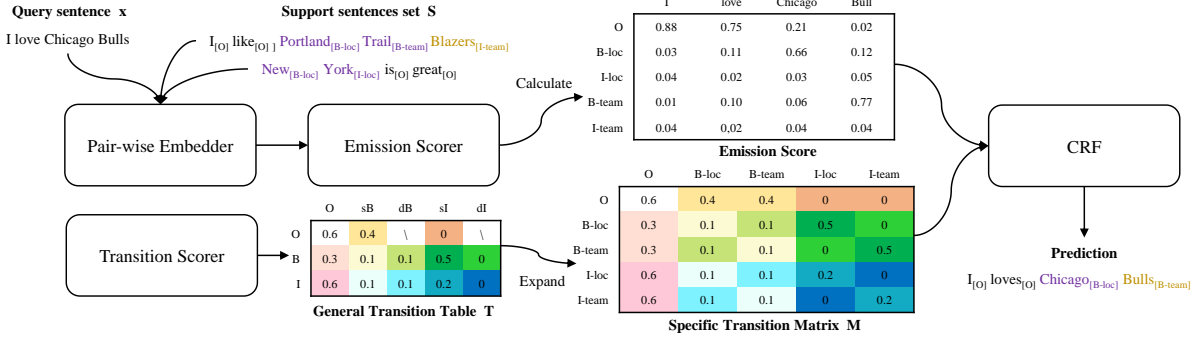


Figure 4: Predicting procedure overview. This figure shows how each component performs during a single prediction. In the right part, each color stands for a certain type of transition probability. For each position of M , we fill in it with value in T that has the same color.

support tokens. Pair-wise attention first copies query sentence x for $N_S = |S|$ times, and pairs it with all support sentences. Then the N_S pairs are passed to a Transformer (Vaswani et al. 2017) to get N_S paired representation sequences. Now, tokens in query sentence have context-aware embedding and are represented differently for different support sentence. Notice that tokens in support set will also have different representation for different query sample.

In our implementation, we fine-tune pre-trained BERT (Devlin et al. 2018) as Transformer model, since it is naturally capable of capturing relation between sentence pair.

Emission Scorer

As shown in Fig. 4, the emission scorer takes the pair-wise embeddings as input and independently assigns each token an emission score with regard to each label. This component can be implemented with any few-shot classification model. We employ 3 different models: matching network (Vinyals et al. 2016), prototypical network (Snell, Swersky, and Zemel 2017) and normalized match network (NMN) which is our normalized version of matching network.

For matching network, the emission score is calculated as:

$$f_E^M(y_j, j, \mathbf{x}, \mathcal{S}) = \sum_{k=1}^{N_W} \mathbb{I}(\ell_k = y_j) \cdot \text{Sim}(e_j, e_k^S)$$

N_W is the number of words in support set S , and ℓ_k is the label of the k_{th} word in S . $\mathbb{I}(b)$ is the indicator function where $\mathbb{I}(b) = 1$ if $b = True$ (otherwise $\mathbb{I}(b) = 0$). We denote e_i and e_k^S as the embedding of x_i and k_{th} word in S , respectively. Then $\text{Sim}(e_j, e_k^S)$ is a function that calculates the similarity between them. We utilize dot product as the similarity metric for all the models, but it is also possible to use other similarity metrics. In our case, $\text{Sim}(e_j, e_k^S)$ could be calculated as: $\text{Sim}(e_j, e_k^S) = e_j \cdot e_k^S$

For normalized matching network, we normalize the emission score for each label as follows:

$$f_E^S(y_j, j, \mathbf{x}, \mathcal{S}) = \frac{1}{M_{y_j}} \cdot \sum_{k=1}^{N_W} \mathbb{I}(\ell_k = y_j) \cdot \text{Sim}(e_j, e_k^S)$$

where $M_{y_j} = \sum_{k=1}^{N_W} \mathbb{I}(\ell_k = y_j)$.

Task	Dataset	Domain	# Sent	# Labels
Slot Tagging	Snips	Weather	2,100	10
		Music	2,100	10
		PlayList	2,042	6
		Book	2056	8
		SearchScreen	2,059	8
		Restaurant	2,073	15
		CreativeWork	2,054	3
NER	CoNLL	News	20679	5
	GUM	WiKi	3,493	12
	WNUT	Social	5,657	7
	OntoNotes	Mixed	159,615	19

Table 1: Statistic of Original Dataset

For prototypical network, we first calculate an h dimensional prototype representation c_{ℓ_m} for each label: $c_{\ell_m} = \frac{1}{M_{\ell_m}} \sum_{k=1}^{N_W} \mathbb{I}(\ell_k = \ell_m) \cdot e_k^S$, where $M_{\ell_m} = \sum_{k=1}^{N_W} \mathbb{I}(\ell_k = \ell_m)$. Then the emission score is calculated as:

$$f_E^P(y_j, j, \mathbf{x}, \mathcal{S}) = \text{Sim}(e_j, c_{y_j})$$

Experiment

We exploit multiple datasets to evaluate the proposed methods on two learning tasks: *name entity recognition* (NER) and *slot tagging*. We present the detailed results under the 1-shot and 5-shot setting, which transfers the learned knowledge from source domains (training) to an unseen target domain (testing) containing only a 1-shot/5-shot support set.

Settings

Dataset For slot tagging, we exploit the `snips` dataset (Coucke et al. 2018), because it contains 7 domains with different label sets and is easy to simulate the few-shot situation. The domains are Weather (We), Music (Mu), PlayList (Pl), Book (Bo), Search Screen (Se), Restaurant (Re) and Creative Work (Cr). For named entity recognition, we utilize 4 different datasets: `CoNLL-2003` (Sang and De Meulder 2003), `GUM` (Zeldes 2017), `WNUT-2017` (Derczynski et al. 2017) and `Ontonotes` (Pradhan et al. 2013), each of which contains data from only 1 domain. The 4 domains are News,

Domain	Slot Tagging							Named Entity Recognition			
	We	Mu	Pl	Bo	Se	Re	Cr	News	Wiki	Social	Mixed
Ave. S (1-shot)	6.15	7.66	2.96	4.34	4.29	9.41	1.30	3.38	6.50	5.48	14.38
Samples (1-shot)	2,000	2,000	2,000	2,000	2,000	2,000	2,000	4,000	4,000	4,000	4,000
Ave. S (5-shot)	28.91	34.43	13.84	19.83	19.27	41.58	5.28	15.58	27.81	28.66	62.28
Samples (5-shot)	1,000	1,000	1,000	1,000	1,000	1,000	1,000	1,000	1,000	1,000	1,000

Table 2: Overview of few-shot data. Here, “Ave. |S|” corresponds to the average support set size of each domain. And “Sample” stands for the number of few-shot samples we build from each domain.

Wiki, Social and Mixed. Information of original datasets is shown in Table 1.

To simulate the few-shot situation, we construct the few-shot datasets from original datasets, where each sample is the combination of a query data (x^q , y^q) and corresponding k-shot support set \mathcal{S} . Table 2 shows the overview of experiment data we utilize.

Few-shot Data Construction Here, we take the 1-shot setting as an example to illustrate the data construction procedure. Specifically, for each domain in slot tagging, we randomly sample 2,000 query data and 100 different 1-shot support sets. Then, we construct 2,000 samples by letting every 20 query data attach to 1 same support set. Similarly, for 1-shot NER task, we build 4,000 samples with 200 different k-shot support sets for each domain. Each k-shot support set here is obtained with the Algorithm 1.³

Evaluation To test the robustness of our framework, we perform cross validation by separately testing models on different domains. Each time, we pick one target domain for testing, one domain for development, and use the rest domains as source domains for training. So for slot tagging, all models are trained on 10,000 samples, and validated as well as tested on 2,000 samples respectively. And for named entity recognition, we train the models on 8,000 samples, and then validate and test them on 4,000 samples.

During evaluation phase, we aggregate samples with the same support set together as one testing episode. We take the average of the macro F1 scores over all the episodes as the evaluation metric. For each episode, Macro F1 scores are calculated as $F = \frac{2PR}{P+R}$, where $P = \sum_{k=1}^K \frac{P_k}{K}$ and $R = \sum_{k=1}^K \frac{R_k}{K}$. Here, P_k and R_k are the precision and recall of the k_{th} sample of an episode, and K is the number of samples in an episode.⁴

Hyperparameters To control the effect of nondeterministic of neural network training (Reimers and Gurevych 2017), we run each experiment with three different random seeds and report the average scores of them. For all the models built under our framework, we use the uncased BERT-Base (Devlin et al. 2018) to calculate contextual embedding, and all models are trained with ADAM algorithm (Kingma and

³ In practice, our algorithm is likely to exclude some extreme samples situation. For example, it may include only co-occurrence cases and exclude all along cases for some label pairs. So, we randomly keep 20% of samples that should have been deleted to make the sampling more uniform.

⁴ We calculate F1 score with `conlleval` script: <https://github.com/sighsmile/conlleval>

Ba 2014) with batch size 4 and a learning rate of 1e-5. For all models that take the dependency transfer mechanism (DT) into account, we implement a learnable scaling parameter initialized randomly in a range of 0 to 1. Early stop in training is performed when there is no loss decay for 2 epochs.

Baselines

We compare our model with the following baselines:

Bi-LSTM is a bidirectional LSTM sequence labeling model (Huang, Xu, and Yu 2015). For each sample, it is trained on the support set and tested on the query sample.

SimBERT is a model that predicts labels according to cosine similarity between contextual token embeddings given by a non-fine-tuned BERT model. For each token x_j , SimBERT finds it’s most similar token x'_k in support set, and the label of x_j is predicted to be the label of x'_k .

TransferBERT is a domain transfer model based on BERT. It performs sequence labeling following the NER setting of BERT (Devlin et al. 2018). We first fine-tune the pre-trained BERT model on the sources domains and then further fine-tune it on the support set of the target domain.

WarmProtoZero (WPZ) (Fritzler, Logacheva, and Kretov 2018) is a few-shot sequence labeling model that regards sequence labeling as classification of each single token. It pre-trains a prototypical network (Snell, Swersky, and Zemel 2017) on source domains, and utilize it to do token-level classification on target domains without training. Fritzler, Logacheva, and Kretov (2018) use randomly initialized token embeddings. To eliminate the influence of different embedding methods, we further implement WPZ with pre-trained **GloVe** embedding (Pennington, Socher, and Manning 2014) and contextual embedding given by **BERT**.

Matching Network (MN) is similar to WPZ. The only difference is that we employ matching network (Vinyals et al. 2016) with **BERT** embedding for classification.

Main Results

Results of 1-shot Setting Table 3 shows the 1-shot sequence labeling results on slot tagging and NER tasks. Each column respectively shows the F1 scores of taking a certain domain as target domain (test). As shown in the tables, our normalized matching network equipped with the pair-wise embedding and dependency transfer mechanism (P&D) achieves the best performance in both ST and NER tasks. It outperform the strongest few-shot learning baseline by average F1 scores of 11.76 and 12.18 on two tasks. More importantly, all models boosted by the pair-wise embedding and dependency

Model	Slot Tagging								Named Entity Recognition				
	We	Mu	Pl	Bo	Se	Re	Cr	Ave.	News	Wiki	Social	Mixed	Ave.
Bi-LSTM	10.54	16.93	17.75	54.01	17.48	23.10	9.75	21.37	2.60	3.07	0.56	1.91	2.04
SimBERT	36.10	37.08	35.11	68.09	41.61	42.82	23.91	40.67	19.22	6.91	5.18	13.99	11.35
TransferBERT	45.66	27.80	39.27	9.28	13.59	35.12	9.97	25.81	1.62	0.58	1.38	3.08	1.67
WPZ	4.34	7.12	13.51	40.10	11.85	8.02	9.36	13.47	3.63	2.00	0.92	0.67	1.80
WPZ+GloVe	17.95	22.08	19.90	42.67	22.28	22.74	16.86	23.50	9.36	3.24	2.30	2.55	4.36
WPZ+Bert	47.54	39.77	50.01	69.69	60.05	54.32	67.14	55.51	31.85	3.69	9.16	6.15	12.71
MN	20.85	10.91	40.22	58.12	24.48	32.98	70.17	36.82	19.44	4.93	13.39	14.04	12.95
NMN	46.78	39.99	53.53	68.54	58.65	57.64	67.25	56.05	32.27	3.88	10.43	6.59	13.29
MN+P&D	56.27	53.30	59.14	75.88	54.45	55.33	41.10	56.50	7.42	4.45	24.08	8.89	11.21
WPZ+Bert+P&D	69.36	52.51	58.75	79.29	71.36	66.03	59.39	65.24	47.49	3.17	21.06	25.28	24.25
NMN+P&D	68.68	53.12	67.39	80.92	71.25	69.32	60.26	67.27	47.94	3.48	23.01	26.10	25.13

Table 3: F1 scores on 1-shot slot tagging and name entity recognition. +P&D denotes that model is equipped with both pair-wise embedding and dependence transfer. Score below mid-line are from our models, which achieve the best performance. Ave. shows the averaged scores.

Model	Slot Tagging								Named Entity Recognition				
	We	Mu	Pl	Bo	Se	Re	Cr	Ave.	News	Wiki	Social	Mixed	Ave.
Bi-LSTM	25.44	39.69	45.36	73.58	55.03	40.30	40.49	45.70	6.59	8.34	0.87	12.20	7.00
SimBERT	53.46	54.13	42.81	75.54	57.10	55.30	32.38	52.96	32.01	10.63	8.20	21.14	18.00
TransferBERT	56.01	43.85	50.65	14.19	23.89	36.99	14.29	34.27	4.93	0.91	3.71	15.64	6.30
WPZ	9.35	14.04	16.71	47.23	19.56	11.45	13.41	18.82	4.15	3.13	0.89	0.90	2.27
WPZ+GloVe	27.15	34.09	22.15	50.40	28.58	34.59	23.76	31.53	16.84	5.26	5.42	3.51	7.76
WPZ+Bert	69.06	57.97	44.44	71.97	74.62	51.01	69.22	62.61	49.85	9.60	18.66	13.17	22.82
MN	38.80	37.98	51.97	70.61	37.24	34.29	72.34	49.03	20.33	5.73	7.84	8.04	10.49
NMN	63.76	55.38	43.81	73.72	73.37	64.71	71.69	63.78	49.94	9.13	16.55	11.10	21.68
MN+P&D	51.30	61.00	68.73	70.93	59.84	33.03	47.46	56.04	17.53	4.80	6.68	12.29	10.33
WPZ+Bert+P&D	71.38	67.48	71.38	69.33	58.09	72.81	68.05	68.36	49.25	10.85	31.81	26.98	29.72
NMN+P&D	70.90	64.63	75.19	83.64	78.23	78.07	62.73	73.27	46.56	12.46	33.59	22.81	28.86

Table 4: . F1 score results on 5-shot slot tagging and name entity recognition. Our methods achieve the best performance.

transfer (P&D) gain a significant increasing on F1 score in all domains. This reflects the powerful adaptability and effectiveness of our proposed methods.

Our model significantly outperforms Bi-LSTM and TransferBERT, indicating that the number of labeled data under few-shot setting is too scarce for both conventional machine learning and transfer learning models. Moreover, the performance of SimBERT demonstrates the superiority of metric-based methods over conventional machine learning models in few-shot setting.

The original WarmProtoZero (WPZ) model suffers from the weak representation ability of its token embeddings. After implemented with pre-trained GloVe embedding and contextual embedding from BERT model, it’s performance improves significantly. This shows the importance of embedding in few-shot setting.

Results of 5-shot Setting To verify the proposed model’s generalization ability in more shots situations, we perform 5-shots experiments for the two tasks. The results are shown in Table 4, which is consistent with 1-shot setting in general trending. Our model achieves the best performance on average F1 score. Dependency transferring and pair-wise embedding together consistently improve models performance.

Analysis

Ablation Test To get further a understanding of each component in our method (NMN+P&D), we conduct ablation analysis on slot tagging and NER tasks of both 1-shot and 5-shot setting. Each component of our method is removed respectively, including: dependency transferring, pair-wise embedding, learnable scaling, label-wise normalization.

When dependency transferring is removed, we directly predict labels with emission score and huge F1 score drops are witnessed on all settings. This ablation demonstrates a great necessity for considering label dependency.

For our method without pair-wise embedding, we represent query and support sentence independently, which lead to significant drops in all settings. We address the drop to the fact that support and query sentences always contains similar structure and context, and pair-wise embedding can help remove uncertainty on token representations.

If we replace the learnable scaling λ with a hand-tuned hyperparameter, the model appears to be poorly trained and thus its performance drops a lot. This is because the automatic scaling can smooth the training process by balancing the value scale of emission and transition scores and assigning proper importance weight to the two scores.

And when we remove label-wise normalizing, the emis-

Model	Slot Tagging		NER	
	1-shot	5-shot	1-shot	5-shot
Ours	67.27	73.27	25.13	28.86
- dependency transfer	-8.90	-6.41	-11.84	-9.02
- pair-wise embedding	-5.57	-5.33	-8.48	-2.86
- learnable scaling	-26.61	-29.70	-16.28	-18.78
- label-wise normalize	-10.97	-17.23	-13.92	-18.62

Table 5: Ablation test over different components on slot tagging and NER task. Results are averaged F1-score of all domains.

Model	Slot Tagging		NER	
	1-shot	5-shot	1-shot	5-shot
NMN+PW	58.37	66.86	13.29	19.84
NMN+PW+Rule	62.77	72.42	14.74	24.64
NMN+PW+DT	67.27	73.27	25.13	28.86

Table 6: Comparison between transition rules and dependency transfer. Results are averaged F1-score over all domains. PW is pair-wise embedding and DT denotes dependency transfer.

sion scorer regress to matching network and predicts labels poorly. This indicates that modeling the label frequency latently will confuse the model and label-wise normalization can ease the problem.

Effectiveness of Dependency Transfer While dependency transfer brings significant improvements, two natural questions arise: whether dependency transferring just learns simple transition rules and why it works.

To answer the first question, we compare dependency transferring with transition rules in Table 6.⁵ Results show that transition rules help to correct prediction on all tasks and settings. However, label dependency transferring can further improve performance.

To have a deeper insight of the effectiveness of DT, we conduct accuracy analysis for dependency transfer. We assess the label predicting accuracy of different types of label bi-grams. The result is shown in Table 7. We further summarize the bi-grams into 3 categories: *Border*, *Inner* and *Start*. *Border* includes the bi-grams across the border of a tag span; *Inner* is the bi-grams within a tag span. Improvements of *Inner* show that dependency transfer reduces illegal label transition successfully. Interestingly, results of *Border* show the dependency transfer mechanism also helps to decide the boundaries of label spans more accurately, which is hard to achieve by adding transition rules.

Related Works

Here, we introduce related works of sequence labeling and few-shot learning.

Sequence Labeling Conditional random fields are one of the most successful approaches for sequence labeling (Huang, Xu, and Yu 2015; Ma and Hovy 2016; Lafferty, McCallum, and Pereira 2001). It finds the optimal label sequence by considering both emission and label transition

⁵ Rule: We greedily predict the label for each token and block the result that conflicts with previous label.

	Bi-gram Type	Proportion	NMN+PW	+DT
Border	O-O	25.32%	80%	89%
	O-B	21.75%	71%	71%
	B-O	7.28%	73%	88%
	I-O	5.12%	83%	92%
	B-I/I-B	6.76%	77%	75%
Inner	B-I	11.84%	71%	76%
	I-I	10.79%	72%	77%
Start	S-B	0.23%	69%	72%
	S-O	10.90%	97%	95%

Table 7: Accuracy analysis of label prediction on 1-shot slot tagging. The table shows accuracy and proportion of different bi-gram types in dataset. S denotes START label.

score. Recent models take advantage of neural models to calculate emission score, such as CNN (LeCun et al. 1989)) and bi-LSTM (Hochreiter and Schmidhuber 1997). However, these models suffer when the data is scarce.

For sequence labeling under data scarcity situation, transfer learning and few-shot learning have been introduced. Yang, Salakhutdinov, and Cohen (2017) propose to transfer knowledge of hidden feature representation and part of the model parameters. Jha et al. (2018) develop a Bags-of-Architecture for re-using source domain model. Fritzler, Logacheva, and Kretov (2018) explore few-shot named entity recognition by independently classifying each token with prototypical network (Snell, Swersky, and Zemel 2017).

Few-shot Learning Few-shot learning is built upon the assumption that prior knowledge is potentially helpful. Traditional methods depend highly on hand-crafted features (Fei-Fei 2006; Fink 2005). Recent efforts primarily focus on metric learning (Snell, Swersky, and Zemel 2017; Vinyals et al. 2016). Snell, Swersky, and Zemel (2017) propose to learn a prototype for every class and classify a sample by finding the nearest prototype. Matching network (Vinyals et al. 2016), on the other hand, first calculates the similarities between the test sample and each sample in the support set and then assigns the test sample to the most similar class. Few-shot classification methods can directly calculate an emission score for each token. However, to our best knowledge, there is no existing work that transfers the label dependencies for the few-shot sequence labeling task.

Conclusion

In this paper, we propose a CRF-based framework for few-shot linguistic sequence labeling, that integrates the prior knowledge of token similarities and label dependencies. Within the framework, we propose the dependency transfer mechanism, which transfers the prior knowledge of the label dependencies across domains with different label set. And we introduce the pair-wise embedding to few-shot sequence labeling for better token representation and more effective similarities modeling. Experiments on slot tagging and named entity recognition tasks validate that both the dependency transfer mechanism and pair-wise embedding improve the labeling accuracy. Analysis results prove the superiority of dependency transfer over transition rules.

References

- [Coucke et al. 2018] Coucke, A.; Saade, A.; Ball, A.; Bluche, T.; Caulier, A.; Leroy, D.; Doumouro, C.; Gisselbrecht, T.; Caltagirone, F.; Lavril, T.; Primet, M.; and Dureau, J. 2018. Snips voice platform: an embedded spoken language understanding system for private-by-design voice interfaces. *CoRR* abs/1805.10190.
- [Derczynski et al. 2017] Derczynski, L.; Nichols, E.; van Erp, M.; and Limsopatham, N. 2017. Results of the wnut2017 shared task on novel and emerging entity recognition. In *Proceedings of the 3rd Workshop on Noisy User-generated Text*, 140–147.
- [Devlin et al. 2018] Devlin, J.; Chang, M.-W.; Lee, K.; and Toutanova, K. 2018. Bert: Pre-training of deep bidirectional transformers for language understanding. *arXiv preprint arXiv:1810.04805*.
- [Fei-Fei, Fergus, and Perona 2006] Fei-Fei, L.; Fergus, R.; and Perona, P. 2006. One-shot learning of object categories. *IEEE transactions on pattern analysis and machine intelligence* 28(4):594–611.
- [Fei-Fei 2006] Fei-Fei, L. 2006. Knowledge transfer in learning to recognize visual objects classes. In *International Conference on Development and Learning*, 1–8.
- [Fink 2005] Fink, M. 2005. Object classification from a single example utilizing class relevance metrics. In *Advances in neural information processing systems*, 449–456.
- [Forney 1973] Forney, G. D. 1973. The viterbi algorithm. *Proceedings of the IEEE* 61(3):268–278.
- [Fritzler, Logacheva, and Kretov 2018] Fritzler, A.; Logacheva, V.; and Kretov, M. 2018. Few-shot classification in named entity recognition task. *arXiv preprint arXiv:1812.06158*.
- [Hochreiter and Schmidhuber 1997] Hochreiter, S., and Schmidhuber, J. 1997. Long short-term memory. *Neural computation* 9(8):1735–1780.
- [Huang, Xu, and Yu 2015] Huang, Z.; Xu, W.; and Yu, K. 2015. Bidirectional lstm-crf models for sequence tagging. *arXiv preprint arXiv:1508.01991*.
- [Jha et al. 2018] Jha, R.; Marin, A.; Shivaprasad, S.; and Zitouni, I. 2018. Bag of experts architectures for model reuse in conversational language understanding. In *Proceedings of the 2018 Conference of the North American Chapter of the Association for Computational Linguistics: Human Language Technologies, Volume 3 (Industry Papers)*, volume 3, 153–161.
- [Kingma and Ba 2014] Kingma, D. P., and Ba, J. 2014. Adam: A method for stochastic optimization. *CoRR* abs/1412.6980.
- [Lafferty, McCallum, and Pereira 2001] Lafferty, J.; McCallum, A.; and Pereira, F. C. 2001. Conditional random fields: Probabilistic models for segmenting and labeling sequence data.
- [Lake, Salakhutdinov, and Tenenbaum 2015] Lake, B. M.; Salakhutdinov, R.; and Tenenbaum, J. B. 2015. Human-level concept learning through probabilistic program induction. *Science* 350(6266):1332–1338.
- [LeCun et al. 1989] LeCun, Y.; Boser, B.; Denker, J. S.; Henderson, D.; Howard, R. E.; Hubbard, W.; and Jackel, L. D. 1989. Backpropagation applied to handwritten zip code recognition. *Neural computation* 1(4):541–551.
- [Ma and Hovy 2016] Ma, X., and Hovy, E. 2016. End-to-end sequence labeling via bi-directional lstm-cnns-crf. *arXiv preprint arXiv:1603.01354*.
- [Miller, Matsakis, and Viola 2000] Miller, E. G.; Matsakis, N. E.; and Viola, P. A. 2000. Learning from one example through shared densities on transforms. In *Proceedings IEEE Conference on Computer Vision and Pattern Recognition. CVPR 2000 (Cat. No. PR00662)*, volume 1, 464–471. IEEE.
- [Oreshkin, López, and Lacoste 2018] Oreshkin, B.; López, P. R.; and Lacoste, A. 2018. Tadam: Task dependent adaptive metric for improved few-shot learning. In *Advances in Neural Information Processing Systems*, 721–731.
- [Pennington, Socher, and Manning 2014] Pennington, J.; Socher, R.; and Manning, C. 2014. Glove: Global vectors for word representation. In *Proceedings of the 2014 conference on empirical methods in natural language processing (EMNLP)*, 1532–1543.
- [Peters et al. 2018] Peters, M. E.; Neumann, M.; Iyyer, M.; Gardner, M.; Clark, C.; Lee, K.; and Zettlemoyer, L. 2018. Deep contextualized word representations. *arXiv preprint arXiv:1802.05365*.
- [Pradhan et al. 2013] Pradhan, S.; Moschitti, A.; Xue, N.; Ng, H. T.; Björkelund, A.; Uryupina, O.; Zhang, Y.; and Zhong, Z. 2013. Towards robust linguistic analysis using ontonotes. In *Proceedings of the Seventeenth Conference on Computational Natural Language Learning*, 143–152.
- [Reimers and Gurevych 2017] Reimers, N., and Gurevych, I. 2017. Reporting score distributions makes a difference: Performance study of lstm-networks for sequence tagging. In *Proc. of EMNLP*.
- [Sang and De Meulder 2003] Sang, E. F., and De Meulder, F. 2003. Introduction to the conll-2003 shared task: Language-independent named entity recognition. *arXiv preprint cs/0306050*.
- [Snell, Swersky, and Zemel 2017] Snell, J.; Swersky, K.; and Zemel, R. 2017. Prototypical networks for few-shot learning. In *Advances in Neural Information Processing Systems*, 4077–4087.
- [Sung et al. 2018] Sung, F.; Yang, Y.; Zhang, L.; Xiang, T.; Torr, P. H.; and Hospedales, T. M. 2018. Learning to compare: Relation network for few-shot learning. In *Proc. of CVPR*, 1199–1208.
- [Vaswani et al. 2017] Vaswani, A.; Shazeer, N.; Parmar, N.; Uszkoreit, J.; Jones, L.; Gomez, A. N.; Kaiser, L. u.; and Polosukhin, I. 2017. Attention is all you need. In Guyon, I.; Luxburg, U. V.; Bengio, S.; Wallach, H.; Fergus, R.; Vishwanathan, S.; and Garnett, R., eds., *Advances in Neural Information Processing Systems 30*. Curran Associates, Inc. 5998–6008.
- [Vinyals et al. 2016] Vinyals, O.; Blundell, C.; Lillicrap, T.; Wierstra, D.; et al. 2016. Matching networks for one shot

learning. In *Advances in neural information processing systems*, 3630–3638.

[Yan, Zheng, and Cao 2018] Yan, L.; Zheng, Y.; and Cao, J. 2018. Few-shot learning for short text classification. *Multimedia Tools and Applications* 1–12.

[Yang, Salakhutdinov, and Cohen 2017] Yang, Z.; Salakhutdinov, R.; and Cohen, W. W. 2017. Transfer learning for sequence tagging with hierarchical recurrent networks. *arXiv preprint arXiv:1703.06345*.

[Yu et al. 2018] Yu, M.; Guo, X.; Yi, J.; Chang, S.; Potdar, S.; Cheng, Y.; Tesauro, G.; Wang, H.; and Zhou, B. 2018. Diverse few-shot text classification with multiple metrics. *arXiv preprint arXiv:1805.07513*.

[Zeldes 2017] Zeldes, A. 2017. The gum corpus: creating multilayer resources in the classroom. *Language Resources and Evaluation* 51(3):581–612.