

LiFtEr: Language to Encode Induction Heuristics for Isabelle/HOL ^{*}

Yutaka Nagashima^{1,2}[0000–0001–6693–5325]

¹ Czech Technical University in Prague, Prague, Czech Republic
Yutaka.Nagashima@cvut.cz

² University of Innsbruck, Innsbruck, Austria

Abstract. Proof assistants, such as Isabelle/HOL, offer tools to facilitate inductive theorem proving. Isabelle experts know how to use these tools effectively; however, there is a little tool support for transferring this expert knowledge to a wider user audience. To address this problem, we present our domain-specific language, LiFtEr. LiFtEr allows experienced Isabelle users to encode their induction heuristics in a style independent of any problem domain. LiFtEr's interpreter mechanically checks if a given application of induction tool matches the heuristics, thus automating the knowledge transfer loop.

Keywords: Induction · Isabelle/HOL · Domain-Specific Language.

1 Introduction

Consider the following reverse functions, `rev` and `itrev`, presented in a tutorial of Isabelle/HOL [26]:

```
primrec rev::"a list =>'a list" where
  "rev [] = []"
| "rev (x # xs) = rev xs @ [x]"

fun itrev::"a list =>'a list =>'a list" where
  "itrev [] ys = ys"
| "itrev (x#xs) ys = itrev xs (x#ys)"
```

where `#` is the list constructor, and `@` appends two lists. How do you prove the following lemma?

```
lemma "itrev xs ys = rev xs @ ys"
```

^{*} We thank Ekaterina Komendantskaya, Josef Urban, Kenji Miyamoto, and anonymous reviewers for APLAS2019 for their valuable comments on an early draft of this paper. This work was supported by the European Regional Development Fund under the project AI & Reasoning (reg. no.CZ.02.1.01/0.0/0.0/15_003/0000466).

Since both `rev` and `itrev` are defined recursively, it is natural to imagine that we can handle this problem by applying induction. But how do you apply induction and why? What induction heuristics do you use? In which language do you describe those heuristics?

Modern proof assistants (PAs), such as Isabelle/HOL [26], are forming the basis of trustworthy software. Klein *et al.*, for example, verified the correctness of the seL4 micro-kernel in Isabelle/HOL [11], whereas Leroy developed a certifying C compiler, CompCert, using Coq [15]. Despite the growing number of such complete formal verification projects, the limited progress in proof automation still keeps the cost of proof development high, thus preventing the wide spread adoption of complete formal verification.

A noteworthy approach in proof automation for proof assistants is hammer tools [1]. Sledgehammer, for example, exports proof goals in Isabelle/HOL to various external automated theorem provers (ATPs) to exploit the state-of-the-art proof automation of these backend provers; however, the discrepancies between the polymorphic higher-order logic of Isabelle/HOL and the monomorphic first-order logic of the backend provers severely impair Sledgehammer’s performance when it comes to inductive theorem proving (ITP).

This is unfortunate for two reasons. Firstly, many Isabelle users chose Isabelle/HOL precisely because its higher-order logic is expressive enough to specify mathematical objects and procedures involving recursion without introducing new axioms. Secondly, induction lies at the heart of mathematics and computer science. For instance, induction is often necessary for reasoning about natural numbers, recursive data-structures, such as lists and trees, computer programs containing recursion and iteration [3].

This is why ITP remains as a long-standing challenge in computer science, and its automation is much needed. Facing the limited automation in ITP, Gramlich surveyed the problems in ITP and presented the following prediction in 2005 [6]:

in the near future, ITP will only be successful for very specialized domains for very restricted classes of conjectures. ITP will continue to be a very challenging engineering process.

We address this conundrum with our domain-specific language, `LiFtEr`. `LiFtEr` allows experienced Isabelle users to encode their induction heuristics in a style independent of problem domains. `LiFtEr`’s interpreter mechanically checks if a given application of induction is compatible with the induction heuristics written by experienced users. Our research hypothesis is that:

it is possible to encode valuable induction heuristics for Isabelle/HOL in `LiFtEr` and these heuristics can be valid across diverse problem domains, because `LiFtEr` allows for meta-reasoning on applications of induction methods, without relying on concrete proof goals, their underlying proof states, nor concrete applications of induction methods.

We developed LiFtEr as an Isabelle theory and integrated LiFtEr into Isabelle’s proof language, Isabelle/Isar, and its proof editor, Isabelle/jEdit. This allows for an easy installation process: to use LiFtEr, users only have to import the relevant theory files into their theory files, using Isabelle’s `import` keyword. Our working prototype is available at GitHub [20].

The important difference of LiFtEr from other tactic languages, such as EIsbach [16] and Ltac [4], is that LiFtEr itself is not a tactic language but a language to write how one should use Isabelle’s existing proof method for induction. To the best of our knowledge, LiFtEr is the first language in which one can write how to use a tactic by mechanically analyzing the structures of proof goals in a style independent of any problem domain.

2 Induction in Isabelle/HOL

To handle inductive problems, modern proof assistants offer tools to apply induction. For example, Isabelle comes with the `induct` proof method and the `induction` method³. Nipkow *et al.* proved our ongoing example as follows [25]:

```
lemma model_prf:"itrev xs ys = rev xs @ ys"
  apply(induct xs arbitrary: ys) by auto
```

Namely, they applied structural induction on `xs` while generalizing `ys` before applying induction by passing the string `ys` to the `arbitrary` field. The resulting sub-goals are:

```
1. !!ys. itrev [] ys = rev [] @ ys
2. !!a xs ys. (!!ys. itrev xs ys = rev xs @ ys) ==>
   itrev (a # xs) ys = rev (a # xs) @ ys
```

where `!!` is the universal quantifier and `==>` is the implication in Isabelle’s meta-logic. Due to the generalization, the `ys` in the induction hypothesis is quantified within the hypothesis, and it is differentiated from the `ys` that appears in the conclusion. Had Nipkow *et al.* omitted `arbitrary: ys`, the first sub-goal would be the same, but the second sub-goal would have been:

```
2. !!a xs. itrev xs ys = rev xs @ ys ==>
   itrev (a # xs) ys = rev (a # xs) @ ys
```

Since the same `ys` is shared by the induction hypothesis and the conclusion, the subsequent application of `auto` fails to discharge this sub-goal.

It is worth noting that in general there are multiple equivalently appropriate combinations of arguments to prove a given inductive problem. For instance, the following proof snippet shows an alternative proof script for our example:

```
lemma alt_prf:"itrev xs ys = rev xs @ ys"
  apply(induct xs ys rule:itrev.induct) by auto
```

³ Proof methods are the Isar syntactic layer of LCF-style tactics.

Here we passed the `itrev.induct` rule to the `rule` field of the `induct` method and proved the lemma by recursion induction⁴ over `itrev`. This rule was derived by Isabelle automatically when we defined `itrev`, and it states the following:

```
(!!ys. P [] ys) ==>
 (!!x xs ys. P xs (x # ys) ==> P (x # xs) ys) ==>
P a0 a1
```

Essentially, this rule states that to prove a property `P` of `a0` and `a1` we have to prove it for two cases where `a0` is the empty list and the list with at least two elements. When the `induct` method takes this rule and `xs` and `ys` as induction variables, Isabelle produces the following sub-goals:

1. `!!ys. itrev [] ys = rev [] @ ys`
2. `!!x xs ys. itrev xs (x # ys) = rev xs @ x # ys ==>

itrev (x # xs) ys = rev (x # xs) @ ys`

where the two sub-goals correspond to the two clauses in the definition of `itrev`.

There are other lesser-known techniques to handle difficult inductive problems using the `induct` method, and sometimes users have to develop useful auxiliary lemmas manually; however, for most cases the problem of how to apply induction boils down to the the following three questions:

- On which terms do we apply induction?
- Which variables do we generalize?
- Which rule do we use for recursion induction?

Isabelle experts resort to induction heuristics to answer such questions and decide what arguments to pass to the `induct` method; however, such reasoning still requires human engineers to carefully investigate the inductive problem at hand. Moreover, Isabelle experts' induction heuristics are sparsely documented across various documents, and there was no way to encode their heuristics as programs. For the wide spread adoption of complete formal verification, we need a program language to encode such heuristics and the system to check if an invocation of the `induct` method written by an Isabelle novice complies with such heuristics. We developed `LiFtEr`, taking these three groups of questions as a design space.

3 Overview and Syntax of LiFtEr

We designed `LiFtEr` to encode induction heuristics as assertions on invocations of the `induct` method in Isabelle/HOL. An assertion written in `LiFtEr` takes the pair of a proof goal with its underlying proof state and arguments passed to the `induct` method. When one applies a `LiFtEr` assertion to an invocation of the `induct` method, `LiFtEr`'s interpreter returns a boolean value as the result of the assertion applied to the proof goals and their underlying proof state.

⁴ Recursion induction is also known as functional induction or computation induction.

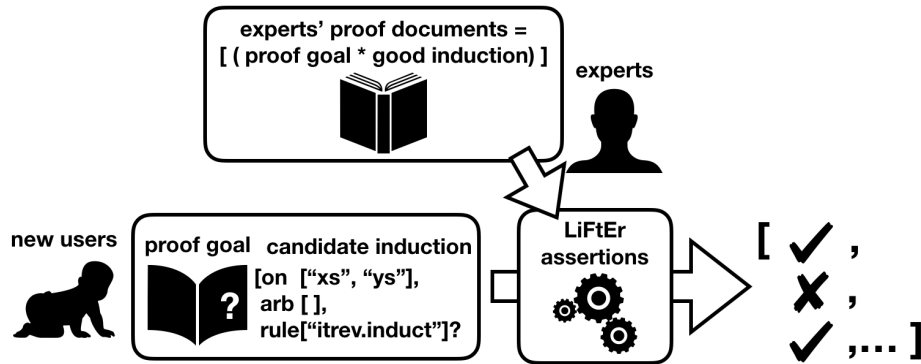


Fig. 1. The Workflow of LiFtEr.

The goal of a LiFtEr programmer is to write assertions that implement reliable heuristics. A heuristic encoded as a LiFtEr assertion is reliable when it satisfies the following two properties:

1. The LiFtEr interpreter is likely to evaluate the assertion to **True** when the arguments of the `induct` method are appropriate for the given proof goal.
2. The LiFtEr interpreter is likely to evaluate the assertion to **False** when the arguments are inappropriate for the goal.

Fig. 1 illustrates the workflow of LiFtEr. Firstly, Isabelle experts encode the gist of promising applications of induction based on experts' proofs. Note that the heuristics encoded in LiFtEr become applicable to problem domains that the experts users have not even encountered at the time of writing the assertions.

When new Isabelle users are facing an inductive problem and are unsure if their application of induction is a valid approach or not, they can apply LiFtEr assertions written by experts using the `assert_LiFtEr` keyword to their proof goal and their candidate arguments.

LiFtEr's interpreter checks if the pair of new users' proof goal and candidate arguments to the `induct` method is compatible with the experts' heuristics. If the interpreter evaluates the pair to **True**, Isabelle prints "Assertion succeeded." in the Output panel of Isabelle/jEdit [28]. If the interpreter evaluates the pair to **False**, Isabelle highlights the `assert_LiFtEr` in red and prints "Assertion failed." in the Output panel.

Program 1 shows the essential part of LiFtEr's abstract syntax. LiFtEr has four types of variables: `number`, `rule`, `term`, and `term_occurrence`. A value of type `number` is a natural number from 0 to the maximum of the following two numbers: the number of terms appearing in the proof goals at hand, and the maximum arity of constants appearing in the proof goals. A value of type `rule` corresponds to a name of an auxiliary lemma passed to the `induct` method as an argument in the `rule` field.

The difference between `term` and `term_occurrence` is crucial: a value of `term` is a term appearing in proof goals, whereas a value of `term_occurrence`

Program 1 The Abstract Syntax of LiFtEr.

```

assertion := atomic | connective | quantifier | ( assertion )
type := term | term_occurrence | rule | number
modifier_term := induction_term | arbitrary_term
quantifier :=  $\exists x : \textit{type} . \textit{assertion}$ 
              |  $\forall x : \textit{type} . \textit{assertion}$ 
              |  $\exists x : \textit{term} \in \textit{modifier\_term} . \textit{assertion}$ 
              |  $\forall x : \textit{term} \in \textit{modifier\_term} . \textit{assertion}$ 
              |  $\exists x : \textit{term\_occurrence} \in y : \textit{term} . \textit{assertion}$ 
              |  $\forall x : \textit{term\_occurrence} \in y : \textit{term} . \textit{assertion}$ 
connective := True | False | assertion  $\vee$  assertion | assertion  $\wedge$  assertion
              | assertion  $\rightarrow$  assertion |  $\neg$  assertion
pattern := all_only_var | all_constructor | mixed
atomic :=
  rule is_rule_of term_occurrence
  | term_occurrence term_occurrence_is_of_term term
  | are_same_term ( term_occurrence , term_occurrence )
  | term_occurrence is_in_term_occurrence term_occurrence
  | is_atomic term_occurrence
  | is_constant term_occurrence
  | is_recursive_constant term_occurrence
  | is_variable term_occurrence
  | is_free_variable term_occurrence
  | is_bound_variable term_occurrence
  | is_lambda term_occurrence
  | is_application term_occurrence
  | term_occurrence is_an_argument_of term_occurrence
  | term_occurrence is_nth_argument_of term_occurrence
  | term is_nth_induction_term number
  | term is_nth_arbitrary_term number
  | pattern_is ( number , term_occurrence , pattern )
  | is_at_deepest term_occurrence
  | ...

```

is an *occurrence* of such terms. It is important to distinguish terms and term occurrences because the `induct` method in Isabelle/HOL only allows its users to specify induction terms but it does not allow us to specify on which occurrences of such terms we intend to apply induction.

The connectives, \wedge , \vee , \neg , and \rightarrow correspond to conjunction, disjunction, negation, and implication in the classical logic, respectively; and \rightarrow admits the principle of explosion.

LiFtEr has four essential quantifiers and two quantifiers as syntactic sugar. As is often the case, \forall quantifies over variables universally, and \exists stands for the existence of a variable it binds. Again, it is important to notice the difference between the quantifiers over `term` and the ones over `term_occurrence`. For example, $\forall _ . \in \textit{term}$ quantifies all sub-terms appearing in the proof goals,

whereas $\forall _ . \in \text{term_occurrence}$ quantifies all *occurrences* of such sub-terms. Quantified variables restricted to `induction_term` by the membership function `\in` are quantified over all terms passed to the `induct` method as induction terms, while quantified variables restricted to `arbitrary_term` are quantified over all terms passed to the `induct` method as arguments in the `arbitrary` field.

Some atomic assertions judge properties of term occurrences, and some judge the syntactic structure of proof goals with respect to certain terms, their occurrences, or certain numbers. While most atomic assertions work on the syntactic structures of proof goals, `Pattern` provides a means to describe a limited amount of semantic information of proof goals since it checks how terms are defined. Section 4 explains the meaning of important atomic assertions through LiFtEr’s standard heuristics.

Attentive readers may have noticed that LiFtEr’s syntax does not cover any user-defined types or constants. This absence of specific types and constants is our intentional choice to promote induction heuristics that are valid across various problem domains: it encourages LiFtEr users to write heuristics that are not specific to particular data-types or functions. And LiFtEr’s interpreter can check if an application of the `induct` method is compatible with a given LiFtEr heuristic even if the proof goal involves user-defined data-types and functions even though such types and functions are unknown to the LiFtEr developer or the author of the heuristic but come into existence in the future only after developing LiFtEr and such heuristic.

4 LiFtEr’s Standard Heuristics

This section presents LiFtEr’s standard heuristics and illustrates how to use those atomic assertions and quantifiers to encode induction heuristics.

4.1 Heuristic 1: Induction terms should not be constants.

Let us revise the first example lemma about the equivalence of two reverse functions, `itrev` and `rev`. One naive induction heuristic would be “*any induction term should not be a constant*”⁵ In LiFtEr, we can encode this heuristic as the following assertion⁶:

$$\begin{array}{l} \forall t1 : \text{term} \in \text{induction_term}. \\ \quad \exists t01 : \text{term_occurrence}. \\ \quad \quad (t01 \text{ term_occurrence_is_of_term } t1) \\ \quad \wedge \\ \quad \quad \neg (\text{is_constant } t01) \end{array}$$

⁵ This *naive heuristic* is not very reliable: there are cases where the `induct` method takes terms involving constants and apply induction appropriately by automatically introducing induction variables. See Concrete Semantics [25] for more details.

⁶ For better readability we omit parentheses where the binding of terms is obvious from indentation.

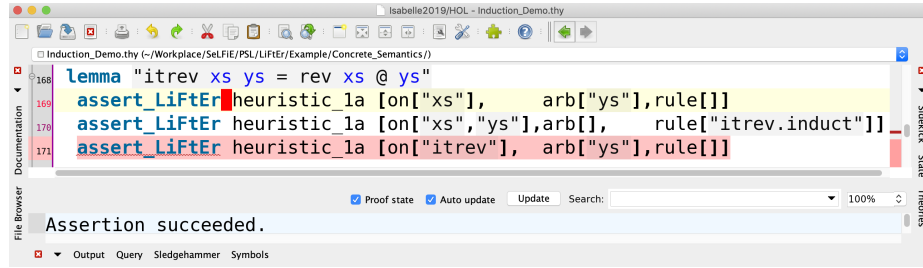


Fig. 2. The User Interface of LiFtEr.

Note the use of quantifiers over `induction_terms` and `term_occurrences`: when LiFtEr handles induction terms, LiFtEr treats them as terms, but it is often necessary to analyze the *occurrences* of these terms in the proof goal to decide how to apply induction. In our example lemma, `xs` is a variable, which appears twice: once as the first argument of `itrev`, and once as the first argument of `rev`. With this in mind, the above assertion reads as follows:

for all induction terms, named $t1$, there exists a term occurrence, named $to1$, such that $to1$ is an occurrence of $t1$ and $to1$ is not a constant.

Now we compare this heuristic with the model proof by Nipkow *et al.*

The only induction term, `xs`, has two occurrences in the proof goal both as variables. Therefore, if we apply this LiFtEr assertion to the model proof, LiFtEr’s interpreter acknowledges that the model proof complies with the induction heuristic defined above.

Fig. 2 shows the user interface of LiFtEr. In the second line where the cursor is staying, LiFtEr’s interpreter executes the aforementioned reasoning and concludes that the model proof by Nipkow *et al.* is compatible with this heuristic, printing “Assertion succeeded.” in the Output panel. On the contrary, the fourth line applies the same heuristic to another possible combination of arguments to the `induct` method (`induct itrev arbitrary: ys`) and concludes that this candidate induction is not compatible with our heuristic because `itrev` is a constant. LiFtEr also highlights this line in red to warn the user.

It is a common practice to analyze occurrences of specific terms when describing induction heuristics. Therefore, we introduced two pieces of syntactic sugar to avoid boilerplate code: $\exists_ : \text{term_occurrence} \in _ : \text{term}$ and $\forall_ : \text{term_occurrence} \in _ : \text{term}$. Both of these quantify over term occurrences of a particular term rather than all term occurrences in the proof goal at hand. Using $\exists_ : \text{term_occurrence} \in _ : \text{term}$, we can shrink the above assertion from 5 lines to 3 lines as follows:

```

 $\forall$  t1 : induction_term.
   $\exists$  to1 : term_occurrence  $\in$  t1 : term.
     $\neg$  ( is_constant to1 )
  
```


In English, this reads as follows:

for all induction terms, named $t1$, there exists an occurrence of $t1$, named tol , such that tol is not a constant.

4.2 Heuristic 2. Induction terms should appear at the bottom of syntax trees.

Not applying induction on a constant would sound a plausible heuristic, but such heuristic is not very useful.

In this sub-section, we encode an induction heuristic that analyzes not only the properties of the induction terms but also the location of their occurrences within the proof goal at hand. When attacking inductive problems with many variables, it is sometimes a good attempt to apply induction on variables that appear at the bottom of the syntax tree representing the proof goal. We encode such heuristic using `is_at_deepest` as the following LiFtEr assertion:

$$\begin{aligned} &\forall t1 : \text{induction_term}. \\ &\quad \exists tol : \text{term_occurrence} \in t1 : \text{term}. \\ &\quad \quad \text{is_atomic } tol \rightarrow \text{is_at_deepest } tol \end{aligned}$$

In English, this assertion reads as follows:

for all induction terms, named $t1$, there exists an occurrence of $t1$, named tol , such that if tol is an atomic term then tol lies at the deepest layer in the syntax tree that represents the proof goal.

We used the infix operator, \rightarrow , to add the condition that we consider only the induction terms that are atomic terms. An atomic term is either a constant, free variable, schematic variable, or variable bound by a lambda abstraction. We added this condition because it makes little sense to check if the induction term resides at the bottom of the syntax tree when an induction term is a compound term: such compound terms have sub-terms at lower layers.

LiFtEr’s interpreter acknowledges that the model solution provided by Nipkow *et al.* complies with this heuristic when applied to this lemma: there is only one induction term, `xs`, and `xs` appears as an argument of `rev` on the right-hand side of the equation in the lemma at the lowest layer of this syntax tree.

4.3 Heuristic 3. All induction terms should be arguments of the same occurrence of a recursively defined function.

Probably, it is more meaningful to analyze where induction terms reside in the proof goal with respect to other terms in the goal. More specifically, one heuristic for promising application of induction would be “*apply induction on terms that appear as arguments of the same occurrence of a recursively defined function*”. We encode this heuristic using LiFtEr’s atomic assertions, `is_recursive_constant` and `is_an_argument_of`, as follows:

```

∃ t1 : term.
  ∃ to1 : term_occurrence ∈ t1 : term.
    ∀ t2: term ∈ induction_term.
      ∃ to2 : term_occurrence ∈ t2 : term.
        is_recursive_constant to1 ∧ to2 is_an_argument_of to1

```

where `is_recursive_constant` checks if a constant is defined recursively or not, and `is_an_argument_of` takes two term occurrences and checks if the first one is an argument of the second one.

Note that using `is_recursive_constant` this assertion checks not only the syntactic information of the proof goal at hand, but it also extracts an essential part of the semantic information of constants appearing in the goal, by investigating how these constants are defined in the underlying proof context. As a whole, this assertion reads as follows:

there exists a term, named *t1*, such that there exists an occurrence of *t1*, named *to1*, such that for all induction terms, named *t2*, there exists an occurrence of *t2*, named *to2*, such that *to1* is defined recursively and *to2* appears as an argument of *to1*.

Attentive readers may have noticed that we quantified over induction terms within the quantification over *to1*, so that this induction heuristic checks if all induction terms occur as arguments of the same constant.

The `LiFtEr` interpreter confirms that the model proof is compatible with this heuristic as well: the constant, `itrev`, is defined recursively and has an occurrence that takes the only induction variable `xs` as the first argument.

4.4 Heuristic 4. One should apply induction on the *n*th argument of a function where the *n*th parameter in the definition of the function always involves a data-constructor.

The previous heuristic checks if all induction terms are arguments of the same occurrence of a recursively defined function. Sometimes we can even estimate on which arguments of such function we should apply induction by inspecting the definition of the function more carefully.

We introduce two constructs to support this style of reasoning: `is_nth_argument_of` and `pattern_is`. `is_nth_argument_of` takes a term occurrence, a number, and another term occurrence, and it checks if the first term occurrence is the *n*th argument of the second term occurrence where counting starts at 0. `pattern_is` takes a number, a term occurrence, one of three *patterns*: `all_only_var`, `all_constructor`, and `mixed`. Each of such patterns describes how the term is defined.

For example, `pattern_is (n, to, all_only_var)` denotes that the *n*th parameter is always a variable on the left-hand side of the definition of the term that has the term occurrence, *to*. Likewise, `all_constructor` denotes the case where the corresponding parameter of the definition of a particular constant always involves a data-constructor, whereas `mixed` denotes that the corresponding

parameter is a variable in some clauses but involves a data-constructor in other clauses. With these atomic assertions in mind, we write the following LiFtEr assertion:

$$\begin{aligned}
 & \neg (\exists r1 : \text{rule}. \text{True}) \\
 \rightarrow & \\
 & \exists t1 : \text{term}. \\
 & \quad \exists to1 : \text{term_occurrence} \in t1 : \text{term}. \\
 & \quad \quad \text{is_recursive_constant } to1 \\
 & \quad \wedge \\
 & \quad \forall t2 : \text{term} \in \text{induction_term}. \\
 & \quad \quad \exists to2 : \text{term_occurrence} \in t2 : \text{term}. \\
 & \quad \quad \exists n : \text{number}. \\
 & \quad \quad \quad \text{pattern_is } (n, to1, \text{all_constructor}) \\
 & \quad \quad \wedge \\
 & \quad \quad \quad \text{is_nth_argument_of } (to2, n, to1)
 \end{aligned}$$

This roughly translates to the following English sentence:

if there is no argument in the `rule` field in the `induct` method, then there exists a recursively defined constant, `t1`, with an occurrence, `to1`, such that for all induction terms `t2`, there exists an occurrence, `to2`, of `t2`, such that there exists a number, `n`, such that the `n`th parameter involves a data-constructor in all the clauses of the definition of `t1`, and `to2` appears as the `n`th argument of `to1` in the proof goal.

Note that we added $\neg (\exists r1 : \text{rule}. \text{True})$ to focus on the case where the `induct` method does not take any auxiliary lemma in the `rule` field since this heuristic is known to be less reliable if there is an auxiliary lemma passed to the `induct` method.

LiFtEr’s interpreter confirms that Nipkow’s proof about `itrev` and `rev` conforms to this heuristic: there exists an occurrence of `itrev`, such that `itrev` is recursively defined and for the only induction term, `xs`, there is an occurrence of `xs` on the left-hand side of the proof goal, such that `itrev`’s first parameter involves data-constructor in all clauses of its definition, and this occurrence of `xs` appears as the first argument of the occurrence of `itrev` in the goal ⁷.

4.5 Heuristic 5. Induction terms should appear as arguments of a function that has a related `.induct` rule in the rule field.

When the `induct` method takes an auxiliary lemma in the `rule` field that Isabelle automatically derives from the definition of a constant, it is often true that we should apply induction on terms that appear as arguments of an occurrence of such constant.

⁷ Note that in reality the counting starts at 0 internally. Therefore, “the first argument” in this English sentence is processed as the 0th argument within LiFtEr.

See, for example, our alternative proof, `alt_prf`, for our ongoing example theorem. When Nipkow *et al.* defined the `itrev` function with the `fun` keyword, Isabelle automatically derived the auxiliary lemma `itrev.induct`, and the occurrence of `itrev` on the left-hand side of the equation takes `xs` and `ys` as its arguments. Furthermore, the alternative proof passes `xs` and `ys` to the `rule` field in the same order they appear as the arguments of the occurrence of `itrev` in the proof goal.

We introduce `is_rule_of` to relate a term occurrence with an auxiliary lemma passed to the `rule` field. `is_rule_of` takes a term occurrence and an auxiliary lemma in the `rule` field of the `induct` method, and it checks if the rule was derived by Isabelle at the time of defining the term. Moreover, we introduce `is_nth_induction_term`, which allows us to specify the order of induction terms passed to the `induct` method: `is_nth_induction_term` takes a term and a number, and it checks if the term is passed to the `induct` method as the *n*th induction term. Using these constructs, we can encode the aforementioned heuristic as follows:

```

  ∃ r1 : rule. True
→
  ∃ r1 : rule.
    ∃ t1 : term.
      ∃ to1 : term_occurrence ∈ t1 : term.
        r1 is_rule_of to1
      ∧
        ∀ t2 : term ∈ induction_term.
          ∃ to2 : term_occurrence ∈ t2 : term.
            ∃ n : number.
              is_nth_argument_of (to2, n, to1)
            ∧
              t2 is_nth_induction_term n

```

As a whole this LiFtEr assertion checks if the following holds:

if there exists a rule, *r1*, in the `rule` field of the `induct` method, then there exists a term *t1* with an occurrence *to1*, such that *r1* is derived by Isabelle when defining *t1*, and for all induction terms *t2*, there exists an occurrence *to2* of *t2* such that, there exists a number *n*, such that *to2* is the *n*th argument of *to1* and that *t2* is the *n*th induction terms passed to the `induct` method.

Our alternative proof is compatible with this heuristic: there is an argument, `itrev.induct`, in the `rule` field, and the occurrence of its related term, `itrev`, in the proof goal takes all the induction terms, `xs` and `ys`, as its arguments in the same order.

4.6 Heuristic 6. Generalize variables in induction terms.

Isabelle’s `induct` method offers the `arbitrary` field, so that users can specify which terms to be generalized in induction steps; however, it is known to be a hard problem to decide which terms to generalize.

Of course LiFtEr cannot provide you with a decision procedure to determine which terms to generalize, but it allows us to describe heuristics to identify variables that are likely to be generalized by experienced Isabelle users. For example, experienced users know that it is usually a bad idea to pass induction terms themselves to the `arbitrary` field. We also know that it is often a good idea to generalize variables appearing within induction terms if induction terms are compound terms.

We can encode the former heuristic using `are_same_term`, which checks if two terms are the same term or not. For instance, we can write the following:

```


$$\forall t1 : \text{term} \in \text{arbitrary\_term}.$$


$$\neg (\exists t2 : \text{term} \in \text{induction\_term}. \text{are\_same\_term } (t1, t2))$$

```

By now, it should be easy to see that this assertion checks if the following holds:

for all terms in the `arbitrary` field, there is no induction term of the same term in the `induct` method.

The latter heuristic involves the description of the term structure constituting the proof goal. For this purpose we use `is_in_term_occurrence` to check if a term occurrence resides within another term occurrence. With this construct, we can encode the latter heuristic as follows:

```


$$\exists t1 : \text{term} \in \text{induction\_term}.$$


$$\exists to1 : \text{term\_occurrence} \in t1 : \text{term}.$$


$$\forall t2 : \text{term}.$$


$$\exists to2 : \text{term\_occurrence} \in t2 : \text{term}.$$


$$(\text{to2 is\_in\_term\_occurrence } to1 \wedge \text{is\_free\_variable } to2)$$


$$\rightarrow$$


$$\exists t3 : \text{term} \in \text{arbitrary\_term}. \text{are\_same\_term } (t2, t3)$$

```

Again, we used the implication (`_ \rightarrow _`) to avoid applying this generalization heuristics to the cases without compound induction terms.

4.7 Apply all assertions using the `test_all_LiFtErs` command.

In this section we have written eight assertions (two assertions from each of Section 4.1 and Section 4.6). To exploit all the available LiFtEr assertions, we developed the `test_all_LiFtErs` command. The `test_all_LiFtErs` command first takes a combination of induction arguments to the `induct` method. Then, it applies all the available LiFtEr assertions to the pair of the combination of arguments and the proof goal at hand. Finally, it counts how many assertions

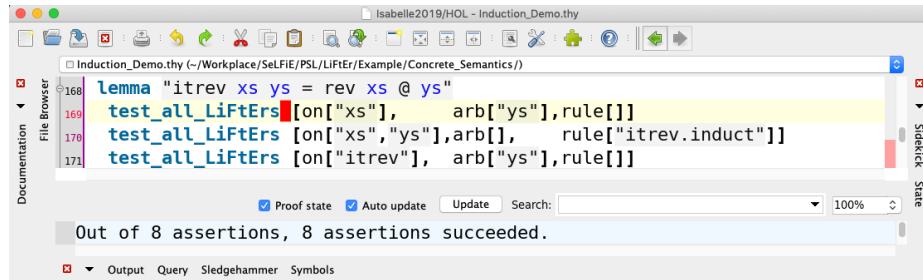


Fig. 3. The `test_all_LiFtErs` command.

return `True`. For example, the second line in Fig. 3 executed the eight available assertions to the combination of arguments (`[on["xs"], arb["ys"], rule[]]`) and the proof goal. The output panel shows the result: `Out of 8 assertions, 8 assertions succeeded`. This indicates that the model proof by Nipkow is indeed a good solution in terms of all the heuristics we discussed in this section.

5 Induction Heuristics Across Problem Domains

In Section 4 we wrote eight assertions in `LiFtEr`. When writing these eight assertions, we emphasized that none of them is specific to the data structure `list` or the function `itrev` appearing in the proof goal. In this section we demonstrate that the `LiFtEr` assertions written in Section 4 are applicable across domains, taking an inductive problem from a completely different domain as an example. The following code is the formalization of a simple stack machine from Concrete Semantics [25]:

```

type_synonym vname = string
type_synonym val   = int
type_synonym state = "vname => val"
datatype instr     = LOADI val | LOAD vname | ADD
type_synonym stack = "val list"

fun exec1 :: "instr => state => stack => stack" where
  "exec1 (LOADI n) _ stk      = n      # stk"
| "exec1 (LOAD x) s stk      = s(x)   # stk"
| "exec1 ADD      _ (j#i#stk) = (i + j) # stk"

fun exec :: "instr list => state => stack => stack" where
  "exec []      _ stk = stk"
| "exec (i#is) s stk = exec is s (exec1 i s stk)"

```

`exec1` defines how the stack machine in a certain state transforms a given stack into a new one by executing one instruction, whereas `exec` specifies how the

machine executes a series of instructions one by one. Nipkow *et al.* proved the following lemma using structural induction.

```
lemma exec_append_model_prf [simp]:
  "exec (is1 @ is2) s stk = exec is2 s (exec is1 s stk)"
  apply(induct is1 arbitrary: stk) by auto
```

This lemma states that executing a concatenation of two lists of instructions in a state to a stack produces the same stack as executing the first list of the instructions first in the same state to the same stack and executing the second list again in the same state again but to the resulting new stack. As in the case with the equivalence of two reverse functions, there is also an alternative proof based on recursion induction:

```
lemma exec_append_alt_prf:
  "exec (is1 @ is2) s stk = exec is2 s (exec is1 s stk)"
  apply(induct is1 s stk rule:exec.induct) by auto
```

where `exec.induct` is automatically derived by Isabelle when defining `exec`. Now we check if the heuristics from Section 4 correctly recommend these proofs.

Heuristic 1. Both `exec_append_model_prf` and `exec_append_alt_prf` comply with this heuristic. For example, `is1` is the only induction term in `exec_append_model_prf`, and it has occurrences in the proof goal, where it occurs as a variable.

Heuristic 2. `exec_append_model_prf` complies with the second heuristic: its only induction term, `is1`, occurs at the bottom of the syntax tree as a variable, which is an atomic term. `exec_append_alt_prf` also complies with this heuristic: `is1`, `s`, and `stk` as the arguments of the inner `exec` on the right-hand side of the equation are all atomic terms at the deepest layer of the syntax tree.

Heuristic 3. Both proof scripts comply with this heuristic. For example, the inner occurrence of `exec` on the right-hand side of the equation takes all the induction terms of the alternative proof (namely, `is1`, `s`, and `stk`) as its arguments.

Heuristic 4. This heuristic works for both proof scripts, but it explains the model answer particularly well: it has a recursively defined constant, `exec`, and the inner occurrence of `exec` on the right-hand side of the equation has an occurrence that takes the only induction term `is1` as its first argument, and the first parameter of `exec` always involve a data-constructor in the definition of `exec`.

Heuristic 5. This heuristic also works for both proof scripts, but it fits particularly well with the alternative answer: the rule `exec.induct` is derived by Isabelle when defining `exec`, while `exec` has an occurrence as part of the third argument of another `exec` on the right-hand side of the equation, and this inner occurrence of `exec` takes all the induction terms (`is1`, `s`, and `stk`) in the same order.

Heuristic 6. None of our proofs involve induction on a compound term, making the second assertion in Section 4.6 rather irrelevant, whereas the first assertion in Section 4.6 explains the model answer well: the only generalized term, `stk`, does not appear as an induction term.

6 Real World Example

In Section 4 and Section 5, we introduced simple `LiFtEr` assertions applied to smaller problems. For example, all induction terms in the examples were variables, even though Isabelle’s `induct` method can induct on non-atomic terms.

Program 2 is a more challenging proof about a formalization of an imperative language, IMP2 [14], from the Archive of Formal Proofs [12]. Due to the space constraints, we refrain ourselves from presenting the complete formalization of IMP2 but focus on the essential part of the proof document.

In this project, Lammich *et al.* proved the equivalence between IMP2’s big-step semantics and small-step semantics. `small_sseq` in Program 2 is an auxiliary lemma useful to prove the equivalence. The proof of `small_sseq` appears to be somewhat similar to that of `alt_prf` in Section 2 and `exec_append_alt_prf` in Section 5: `small_sseq`’s proof uses the auxiliary lemma `small_steps.induct`, which Isabelle derived automatically when Lammich *et al.* defined `small_steps`. Furthermore, the three induction terms, π , `(c, s)`, and `Some (c', s')`, are the arguments of one occurrence of `small_steps`.

The difference from the preceding examples is the generalization of four free variables appearing in induction terms: in Program 2, `c` and `s` appear within `(c, s)`, while `c'` and `s'` appear within `Some (c', s')`. As we discussed in Section 4.6, when applying induction on non-atomic terms in Isabelle/HOL it is often a good idea to generalize free variables appearing within such non-atomic induction terms.

To encode such heuristic, we strengthened Example 5 in Section 4 using the `is_in_term_occurrence` assertion. Program 3 checks if any induction term is non-atomic and contains a free variable, all such free variables are generalized in the `arbitrary` field. Note that `LiFtEr`’s interpreter evaluates the universal quantifier over `to3` to `True` when all induction terms are atomic, since `to3 term_occurrence_is_of_term t3` is guarded by $\neg (\text{is_atomic } to2)$, making this assertion valid even for the cases where induction terms are atomic variables.

7 Conclusions, Related and Future Work

ITP has been considered as a very challenging task. To address this issue, we presented `LiFtEr`. `LiFtEr` is a domain-specific language in the sense that we developed `LiFtEr` to encode induction heuristics; however, heuristics written in `LiFtEr` are often not specific to any problem domains. To the best of our knowledge, `LiFtEr` is the first programming language developed to capture induction heuristics across problem domains, and its interpreter is the first system that executes meta-reasoning on interactive inductive theorem proving.

Program 2 A Proof about the Semantics of an Imperative Language, IMP2.

```

datatype com =
  SKIP                                (*No-op*)
(*Assignment*)
| AssignIdx vname aexp aexp           (*Assign to index in array*)
| ArrayCpy vname vname                (*Copy whole array*)
| ArrayClear vname                    (*Clear array*)
| Assign_Locals "vname => val"       (*Assign all local variables*)
(*Block*)
| Seq com com                         (*Sequential composition*)
| ...

fun small_step :: "program => com × state => (com × state) option" where
  "small_step π ((AssignIdx x i a, s) =
    Some (SKIP, s(x := (s x)(aval i s := aval a s))))"
| "small_step π (ArrayCpy x y, s) = Some (SKIP, s(x := s y))"
| "small_step π (ArrayClear x, s) = Some (SKIP, s(x := (λ_. 0)))"
| "small_step π (Assign_Locals l, s) = Some (SKIP, <l|s>)"
| "small_step π (SKIP ;; c, s) = Some (c, s)"
| "small_step π (c1 ;; c2, s) = (case small_step π (c1, s) of
  Some (c1', s') => Some (c1' ;; c2, s') | _ => None)"
| ...

inductive small_steps ::
  "program => com × state => (com × state) option => bool" where
  "small_steps π cs (Some cs)"
| "small_step π cs = None → small_steps π cs None"
| "small_step π cs = Some cs1 →
  small_steps π cs1 cs2 → small_steps π cs cs2"

lemma smalls_seq:
  "small_steps π (c, s) (Some (c', s')) ⇒
  small_steps π (c ;; cx, s) (Some (c' ;; cx, s'))"
  apply (induct π "(c, s)" "Some (c', s')"
    arbitrary: c s c' s' rule: small_steps.induct)
  apply (auto dest: small_seq intro: small_steps.intros)
  by (metis option.simps(1) prod.simps(1)
    small_seq small_step.simps(31) small_steps.intros(3))

```

The recent development in proof automation for higher-order logic takes the meta-tool approach. Gauthier *et al.*, for example, developed an automated tactic prover, TacticToe, on top of HOL4 [5]. TacticToe learns how human engineers used tactics and applies the knowledge to execute a tactic based Monte Carlo tree search. To automate proofs in Coq [27], Komendantskaya *et al.* developed ML4PG [13]. ML4PG uses recurrent clustering to mine a proof database and attempts to find a tactic-based proof for a given proof goal. Both of them try to

Program 3 An Assertion for the Generalization of Variables in Induction Terms.

```

  ∃ r1 : rule. True
→
  ∃ r1 : rule.
  ∃ t1 : term.
  ∃ to1 : term_occurrence ∈ t1 : term.
    r1 is_rule_of to1
  ^
  ∃ t2 : term ∈ induction_term.
    ∃ to2 : term_occurrence ∈ t2 : term.
      ∃ n1 : number.
        is_nth_argument_of (to2, n1, to1)
      ^
      t2 is_nth_induction_term n1
  ^
  ∃ to3 : term_occurrence.
    ¬ ( is_atomic to2 )
  ^
  is_free_variable to3
  ^
  to3 is_in_term_occurrence to2
→
  ∃ t3 : arbitrary_term.
    to3 term_occurrence_is_of_term t3

```

identify useful lemmas or hypotheses as arguments of a tactic; however, they do not identify promising terms as arguments of a tactic even though identifying such terms is crucial to apply induction effectively.

The most well-known approach for ITP is called the Boyer-Moore waterfall model [17]. This approach was invented for a first-order logic on Common Lisp. Most waterfall provers attempt to apply six proof techniques (simplification, destructor elimination, cross-fertilization, generalization, elimination of irrelevance, and induction) in a fixed order, store the resulting sub-goals in a pool, and keep applying these techniques until the pool becomes empty.

ACL2 [18] is the most commonly used waterfall model based prover, which has achieved industrial-scale proofs [10]. When deciding how to apply induction, ACL2 computes a score, called *hitting ratio*, to estimate how good each induction scheme is for the term which it accounts for and proceeds with the induction scheme with the highest hitting ratio [2, 19].

Compared to the hitting ratio used in the waterfall model, LiFtEr's atomic assertions let us analyze the structures of proof goals directly while LiFtEr's quantifiers let us keep LiFtEr assertions non-specific to any problem. While ACL2 produces many induction schemes and computes their hitting ratios, LiFtEr assertions do not directly produce induction schemes but analyze the given proof goal and the arguments passed to the `induct` method, re-using Is-

abelle’s existing tool to (implicitly) produce induction principles. We consider LiFtEr’s approach to be a reasonable choice, since it extends the usability of the already well-developed proof assistant, Isabelle/HOL, while avoiding to reinvent the mechanism to produce induction principle.

Furthermore, the choice of Isabelle/HOL as the host system of LiFtEr allowed us to take advantage of human interaction more aggressively both from Isabelle experts and new Isabelle users: Isabelle experts can encode their own heuristics since LiFtEr is a language, and new Isabelle users can inspect the results of LiFtEr assertions and decide how to attack their proof goals instead of following the fixed order of six proof techniques as in the waterfall model.

Heras *et al.* used ML4PG learning method to find patterns to generalize and transfer inductive proofs from one domain to another in ACL2 [8]. Jiang *et al.* followed the waterfall model and ran multiple waterfalls [9] to automate ITP in HOL light [7]. However, when deciding induction variables, they naively picked the first free variable with recursive type and left the selection of appropriate induction variables as future work.

To determine induction variables automatically, we developed a proof strategy language PSL and its default proof strategy, `try_hard` for Isabelle/HOL [23]. PSL tries to identify useful arguments for the `induct` method by conducting a depth-first search. Sometimes it is not enough to pass arguments to the `induct` method, but users have to specify necessary auxiliary lemmas before applying induction. To automate such labor-intensive work, PGT [24], a new extension to PSL, produces many lemmas by transforming the given proof goal while trying to identify a useful one in a goal-oriented manner.

The drawback of PSL and PGT is that they cannot produce recommendations if they fail to complete a proof search: when the search space becomes enormous, neither PSL and PGT gives any advice to Isabelle users.

PaMpeR [22], on the other hand, recommends which proof method is likely to be useful to a given proof goal, using a supervised learning applied to the Archive of Formal Proofs [12]. The key of PaMpeR was its feature extractor: PaMpeR first applies 108 assertions to each invocation of proof methods and converts each pair of a proof goal with its context and the name of proof method applied to that goal into an array of boolean values of length 108 because this simpler format is amenable for machine learning algorithms to analyze. The limitation of PaMpeR is, unlike PSL, it cannot recommend which arguments in the `induct` method to tackle a given proof goal.

Taking the same approach as PaMpeR, we attempted to build a recommendation tool, MeLoId [21], to automatically suggest promising arguments for the `induct` method without completing a proof: we wrote many assertions in Isabelle/ML. Unfortunately, encoding induction heuristics as assertions directly in Isabelle/ML caused an immense amount of code-clutter, and we could not encode even the human-friendly notion of depth in syntax tree since multi-arity functions are represented as curried functions in Isabelle. Therefore, we developed LiFtEr, expecting that LiFtEr serves as a language for feature extraction.

We hope that when combined into the supervised learning framework of MeLoId, assertions written in LiFtEr extract the essence of induction in Isabelle/HOL in a cross-domain style and produce a useful database for machine learning algorithms, so that new Isabelle users can have the recommendation of promising arguments for the `induct` method in a fully automatic way.

References

1. Blanchette, J., Kaliszyk, C., Paulson, L., Urban, J.: Hammering towards `qed`. *Journal of Formalized Reasoning* **9**(1), 101–148 (2016). <https://doi.org/10.6092/issn.1972-5787/4593>
2. Boyer, R.S., Moore, J.S.: *A computational logic handbook, Perspectives in computing*, vol. 23. Academic Press (1979)
3. Bundy, A.: The automation of proof by mathematical induction. In: Robinson, J.A., Voronkov, A. (eds.) *Handbook of Automated Reasoning (in 2 volumes)*, pp. 845–911. Elsevier and MIT Press (2001)
4. Delahaye, D.: A tactic language for the system Coq. In: *Logic for Programming and Automated Reasoning, 7th International Conference, LPAR 2000, Reunion Island, France, November 11-12, 2000, Proceedings*. pp. 85–95 (2000), https://doi.org/10.1007/3-540-44404-1_7
5. Gauthier, T., Kaliszyk, C., Urban, J.: *TacticToe: Learning to reason with HOL4 tactics*. In: Eiter, T., Sands, D. (eds.) *LPAR-21, 21st International Conference on Logic for Programming, Artificial Intelligence and Reasoning, Maun, Botswana, May 7-12, 2017. EPIc Series in Computing*, vol. 46, pp. 125–143. EasyChair (2017), <http://www.easychair.org/publications/paper/340355>
6. Gramlich, B.: Strategic issues, problems and challenges in inductive theorem proving. *Electr. Notes Theor. Comput. Sci.* **125**(2), 5–43 (2005), <https://doi.org/10.1016/j.entcs.2005.01.006>
7. Harrison, J.: HOL light: A tutorial introduction. In: *Formal Methods in Computer-Aided Design, First International Conference, FMCAD '96, Palo Alto, California, USA, November 6-8, 1996, Proceedings*. pp. 265–269 (1996), <https://doi.org/10.1007/BFb0031814>
8. Heras, J., Komendantskaya, E., Johansson, M., Maclean, E.: Proof-pattern recognition and lemma discovery in ACL2. In: *Logic for Programming, Artificial Intelligence, and Reasoning - 19th International Conference, LPAR-19, Stellenbosch, South Africa, December 14-19, 2013. Proceedings*. pp. 389–406 (2013)
9. Jiang, Y., Papapanagiotou, P., Fleuriot, J.D.: Machine learning for inductive theorem proving. In: *Artificial Intelligence and Symbolic Computation - 13th International Conference, AISC 2018, Suzhou, China, September 16-19, 2018, Proceedings*. pp. 87–103 (2018), https://doi.org/10.1007/978-3-319-99957-9_6
10. Kaufmann, M., Moore, J.S.: An industrial strength theorem prover for a logic based on Common Lisp. *IEEE Trans. Software Eng.* **23**(4), 203–213 (1997), <https://doi.org/10.1109/32.588534>
11. Klein, G., Andronick, J., Elphinstone, K., Heiser, G., Cock, D., Derrin, P., Elkaduwe, D., Engelhardt, K., Kolanski, R., Norrish, M., Sewell, T., Tuch, H., Winwood, S.: `seL4: formal verification of an operating-system kernel`. *Commun. ACM* **53**(6), 107–115 (2010), <http://doi.acm.org/10.1145/1743546.1743574>
12. Klein, G., Nipkow, T., Paulson, L., Thiemann, R.: *The Archive of Formal Proofs* (2004), <https://www.isa-afp.org/>

13. Komendantskaya, E., Heras, J.: Proof mining with dependent types. In: Intelligent Computer Mathematics - 10th International Conference, CICM 2017, Edinburgh, UK, July 17-21, 2017, Proceedings. pp. 303–318 (2017), https://doi.org/10.1007/978-3-319-62075-6_21
14. Lammich, P., Wimmer, S.: IMP2 - simple program verification in isabelle/hol. *Archive of Formal Proofs* **2019** (2019), <https://www.isa-afp.org/entries/IMP2.html>
15. Leroy, X.: Formal verification of a realistic compiler. *Commun. ACM* **52**(7), 107–115 (2009), <http://doi.acm.org/10.1145/1538788.1538814>
16. Matichuk, D., Murray, T.C., Wenzel, M.: Eisbach: A proof method language for isabelle. *J. Autom. Reasoning* **56**(3), 261–282 (2016), <https://doi.org/10.1007/s10817-015-9360-2>
17. Moore, J.S.: Computational logic : structure sharing and proof of program properties. Ph.D. thesis, University of Edinburgh, UK (1973), <http://hdl.handle.net/1842/2245>
18. Moore, J.S.: Symbolic simulation: An ACL2 approach. In: Formal Methods in Computer-Aided Design, Second International Conference, FMCAD '98, Palo Alto, California, USA, November 4-6, 1998, Proceedings. pp. 334–350 (1998), https://doi.org/10.1007/3-540-49519-3_22
19. Moore, J.S., Wirth, C.: Automation of mathematical induction as part of the history of logic. *CoRR* **abs/1309.6226** (2013), <http://arxiv.org/abs/1309.6226>
20. Nagashima, Y.: data61/psl, <https://github.com/data61/PSL/releases/tag/v0.1.4-alpha>
21. Nagashima, Y.: Towards machine learning mathematical induction. *CoRR* **abs/1812.04088** (2018), <http://arxiv.org/abs/1812.04088>
22. Nagashima, Y., He, Y.: PaMpeR: proof method recommendation system for isabelle/hol. In: Proceedings of the 33rd ACM/IEEE International Conference on Automated Software Engineering, ASE 2018, Montpellier, France, September 3-7, 2018. pp. 362–372 (2018), <https://doi.org/10.1145/3238147.3238210>
23. Nagashima, Y., Kumar, R.: A proof strategy language and proof script generation for Isabelle/HOL. In: de Moura, L. (ed.) Automated Deduction - CADE 26 - 26th International Conference on Automated Deduction, Gothenburg, Sweden, August 6-11, 2017, Proceedings. *Lecture Notes in Computer Science*, vol. 10395, pp. 528–545. Springer (2017), https://doi.org/10.1007/978-3-319-63046-5_32
24. Nagashima, Y., Parsert, J.: Goal-oriented conjecturing for isabelle/hol. In: Intelligent Computer Mathematics - 11th International Conference, CICM 2018, Hagenberg, Austria, August 13-17, 2018, Proceedings. pp. 225–231 (2018), https://doi.org/10.1007/978-3-319-96812-4_19
25. Nipkow, T., Klein, G.: Concrete Semantics - With Isabelle/HOL. Springer (2014), <https://doi.org/10.1007/978-3-319-10542-0>
26. Nipkow, T., Paulson, L.C., Wenzel, M.: Isabelle/HOL - a proof assistant for higher-order logic, *Lecture Notes in Computer Science*, vol. 2283. Springer (2002)
27. The Coq development team: The Coq proof assistant, <https://coq.inria.fr>
28. Wenzel, M.: Isabelle/jEdit - A prover IDE within the PIDE framework. In: Intelligent Computer Mathematics - 11th International Conference. pp. 468–471 (2012), https://doi.org/10.1007/978-3-642-31374-5_38