

Bump detection in the presence of dependency: Does it ease or does it load?

FARIDA ENIKEEVA

`farida.enikeeva@math.univ-poitiers.fr`

Laboratoire de Mathématiques et Applications, UMR CNRS 7348, Université
de Poitiers, France

and

The A. A. Kharkevich Institute for Information Transmission Problems,
Russian Academy of Science, Moscow, Russia

AXEL MUNK, MARKUS POHLMANN, FRANK WERNER¹

`{munk,f.werner}@math.uni-goettingen.de,`

`markus.pohlmann@mathematik.uni-goettingen.de`

Institute for Mathematical Stochastics, University of Göttingen

and

Felix Bernstein Institute for Mathematical Statistics in the Bioscience,
University of Göttingen

and

Max Planck Institute for Biophysical Chemistry, Göttingen, Germany

We provide the asymptotic minimax detection boundary for a bump, i.e. an abrupt change, in the mean function of a dependent Gaussian process. This will be characterized in terms of the asymptotic behavior of the bump length and height as well as the dependency structure of the process. A major finding is that for stationary processes the asymptotic minimax detection boundary is generically determined by the value of spectral density at zero. Hence, a positive long-run variance makes detection harder whereas a negative long-run variance eases bump detection. Finally, our asymptotic analysis is complemented by non-asymptotic results for the subclass of $AR(p)$ processes and confirmed to serve as a good proxy for finite sample scenarios in a simulation study. Our proofs are based on laws of large numbers for non-independent and non-identically distributed arrays of random variables and the asymptotically sharp analysis of the precision matrix of the process.

Keywords: minimax testing, time series, ARMA processes, change point detection, weak laws of large numbers.

AMS classification numbers: Primary 62F03, 62M07, Secondary 60G15, 62H15.

1 Introduction

1.1 Model and problem statement

In this paper we consider observations of a triangular array of Gaussian vectors, $Y = \mu_n + \xi_n$, $n \in \mathbb{N}$ with the coordinates

$$Y_{i,n} = \mu_{i,n} + \xi_{i,n}, \quad \xi_n = (\xi_{1,n}, \dots, \xi_{n,n})^T \sim \mathcal{N}_n(0, \Sigma_n), \quad (1.1)$$

with a known positive definite covariance matrix $\Sigma_n \in \mathbb{R}^{n \times n}$, but an unknown mean vector $\mu_n = (\mu_{1,n}, \dots, \mu_{n,n})^T \in \mathbb{R}^n$. For a proper asymptotic treatment, we will assume that μ_n is obtained

¹Corresponding author

from equidistantly sampling a function $m_n : [0, 1] \rightarrow \mathbb{R}$ at sampling points $\frac{i}{n}, i = 1, \dots, n$, i.e. $\mu_n = (m_n(\frac{1}{n}), \dots, m_n(\frac{n}{n}))^T$, say. Our goal is to analyze how difficult it is to detect abrupt changes of the function m_n based on the observations $Y = (Y_{1,n}, \dots, Y_{n,n})^T$ coming from (1.1). Therefore, we focus on functions m_n of the form

$$m_n(x) = \begin{cases} \Delta_n & \text{if } x \in I_n, \\ 0 & \text{else,} \end{cases} \quad (1.2)$$

i.e. m_n has a bump located at the interval $I_n \subset [0, 1]$ of height Δ_n . We furthermore assume that $\Delta_n > 0$, that the matrix Σ_n in (1.1), the length of the bump $|I_n|$ and the amplitude Δ_n are known, but that the exact position of the bump itself are unknown, see also Figure 1 below for an illustration. However, we will show in Remark 2.4 that not knowing Δ_n or allowing for $\Delta_n < 0$ does not alter our findings.

For simplicity, we assume that a bump may only occur within a set of non-overlapping candidate intervals $I_{n,k} = [(k-1)|I_n| + 1, k|I_n|]$ for $k = 1, \dots, l_n := \lfloor \frac{1}{|I_n|} \rfloor$. To ease notation we furthermore denote by $\mathbf{1}_{I_{n,k}} \in \mathbb{R}^n$ the vector with entries

$$\mathbf{1}_{I_{n,k}}(i) = \begin{cases} 1 & \text{if } (k-1)|I_n| < \frac{i}{n} \leq k|I_n|, \\ 0 & \text{else,} \end{cases}$$

so that $\mu_n = \Delta_n \mathbf{1}_{I_{n,k}}$ when there is a bump of height Δ_n in $I_{n,k}$. Under these assumptions, the problem to detect if there is a bump in the signal μ_n from (1.1) can be understood as the hypothesis testing problem

$$H_0 : Y \sim \mathcal{N}(0, \Sigma_n) \quad \text{against} \quad H_1^n : \exists 1 \leq k \leq l_n \quad \text{such that} \quad Y \sim \mathcal{N}(\Delta_n \mathbf{1}_{I_{n,k}}, \Sigma_n). \quad (1.3)$$

The aim of this paper is to provide insights on how the dependency structure in (1.1) encoded in terms of Σ_n influences the detection of such a bump. To the best of our knowledge, there is no systematic understanding of this problem from the minimax point of view. We will therefore provide lower and upper bounds for testing procedures for (1.3) in the following sense:

upper detection bound: Whenever a bump vanishes slower than a given asymptotic relation between n , $|I_n|$, Σ_n , and Δ_n , then **there is a sequence of tests** for (1.3) with asymptotic level $\leq \alpha$ and asymptotic power $\geq 1 - \alpha$.

lower detection bound: Whenever a bump vanishes faster than a given asymptotic relation between n , $|I_n|$, Σ_n , and Δ_n , then **no sequence of tests** for (1.3) can have asymptotic level $\leq \alpha$ and at the same time asymptotic power $\geq \alpha$.

Exact mathematical descriptions of vanishing slower or faster as well as precise definitions of the asymptotic level and power will be given in Section 2.1. If the asymptotic relations in the upper and the lower bound match (up to ε_n -factors such that $\varepsilon_n \searrow 0$, see (2.1) below), then we speak about the **(asymptotic) minimax detection boundary** over all possible amplitudes $\Delta_n > 0$ and positions $k \in \{1, \dots, l_n\}$. We will provide explicit expressions for this under weak assumptions on the covariance matrix Σ_n .

To prove a lower detection bound, we will employ techniques dating back to Ingster [21] and Dümbgen and Spokoiny [13] developed in a model with independent observations. To generalize this approach to our dependent case, we will use a recent weak law of large numbers due to Wang and Hu [37] for triangular arrays of random variables that are non-independent within each row and non-identically distributed between rows (see Appendix 5.1 for the precise statement and also [18, 7, 35, 30] for related results).

For the upper detection bound, we will analyze the likelihood ratio test and provide non-asymptotic results concerning its level and power. The derived test does not depend on the bump amplitude Δ_n and is, consequently, adaptive to an unknown Δ_n . Under additional assumptions on Σ_n , the corresponding upper detection bound matches the lower bound asymptotically and hence the asymptotic minimax detection boundary is determined (see Theorem 1.1).

1.2 Dependent noise arising from time series

In case of independent observations, this is $\Sigma_n = \sigma^2 \text{id}_n$ in (1.1), the minimax detection boundary is well-known and characterized by the asymptotic equation (see [13, 16])

$$\sqrt{n|I_n|}\Delta_n \asymp \sigma\sqrt{-2\log|I_n|}, \quad (1.4)$$

where $a_n \asymp b_n$ as $n \rightarrow \infty$ means $\lim_{n \rightarrow \infty} a_n/b_n \rightarrow 1$. Here,

$$|I_n| \rightarrow 0 \quad \text{and} \quad n|I_n| \rightarrow \infty \quad \text{as} \quad n \rightarrow \infty. \quad (1.5)$$

Signals for which the left-hand side in (1.4) is larger than the right-hand side can be detected consistently (in the sense of an upper detection bound as described above), whereas they can not be detected consistently once the left-hand side in (1.4) is asymptotically smaller than the right-hand side (in the sense of a lower detection bound as described above). Although (1.4) is known for a long time when the errors are i.i.d., to the best of our knowledge, the influence of the error dependency structure on the detection boundary (1.4) is an issue that is much less investigated systematically, although many methods to estimate such abrupt changes in the signal corrupted by serially dependent errors have been suggested (see section 1.3). Let us illustrate the effect of the dependency on (1.4) with ξ_n in (1.1) arising from an AR(1) process with unit variance and auto-correlation coefficient ρ , this is $\xi_n = (1 - \rho^2)^{1/2} (Z_1, \dots, Z_n)^T$ where $Z_t - \rho Z_{t-1} = \zeta_t$ with i.i.d. standard Gaussian noise $\zeta_t, t \in \mathbb{Z}$. In Figure 1 we illustrate three different situations encoded in terms of ρ , namely positively correlated noise ($\rho = 0.7$), independent noise ($\rho = 0$), and negatively correlated noise ($\rho = -0.7$). It seems intuitively clear that the value of ρ influences the difficulty of detecting a bump substantially, and especially positively correlated noise hinders efficient detection dramatically. Compare e.g. the first plot in Fig. 1, where noise and bump appear hardly to distinguish. Furthermore, due to the positive correlation, there appear several regions which suggest a bump in signal, which is not there. In contrast, the middle and bottom plot allow for simpler identification of the bump region. Our main result below makes these intuitive findings precise.

To describe our results concerning the detection boundary for serially dependent data we require some more terminology. Let the autocovariance function γ of a stationary process $(Z_t)_{t \in \mathbb{Z}}$ be given by $\gamma(h) = \text{Cov}[Z_t, Z_{t+h}]$ for $h \in \mathbb{Z}$. Assume that γ is square summable, then the process Z has the spectral density $f \in \mathbf{L}_2[-1/2, 1/2]$ defined by

$$f(\nu) = \sum_{h=-\infty}^{\infty} \gamma(h) e^{-2\pi i h \nu}, \quad \nu \in [-1/2, 1/2].$$

In fact, f can also be considered as a function on the unit sphere, i.e. one naturally has $\lim_{\nu \rightarrow 1/2} f(\nu) = f(-1/2)$. We will also assume that the autocovariance function is symmetric, which is equivalent to f being real-valued.

For a function $g \in \mathbf{L}_2[-1/2, 1/2]$, we denote by $\mathcal{T}(g)$ the Toeplitz matrix with symbol g , i.e. the matrix with entries $(\mathcal{T}(g))_{i,j} = g_{j-i}$, where

$$g_k = \int_{-\frac{1}{2}}^{\frac{1}{2}} g(u) e^{-2\pi i k u} du, \quad k \in \mathbb{Z},$$

is the k -th Fourier coefficient of g .

If the noise ξ_n in our setting (1.1) consists of n consecutive realizations of the process Z_t , we can encode the covariance matrix Σ_n completely in terms of f . More precisely, the covariance matrix Σ_n of the noise ξ_n has entries $\Sigma_n(i, j) = \gamma(|i - j|) = f_{|i-j|}$, and we see that $\Sigma_n =: \mathcal{T}_n(f)$ is the n -th truncated Toeplitz matrix with symbol f , i.e. the upper left $n \times n$ submatrix, of $\mathcal{T}(f)$.

Consequently, we will also pose the corresponding assumptions in terms of the function f , which allows us to derive results for any sequence $(\Sigma_n)_{n \geq 1}$ of covariance matrices which are generated by such an f (and not only for specific dependent processes):

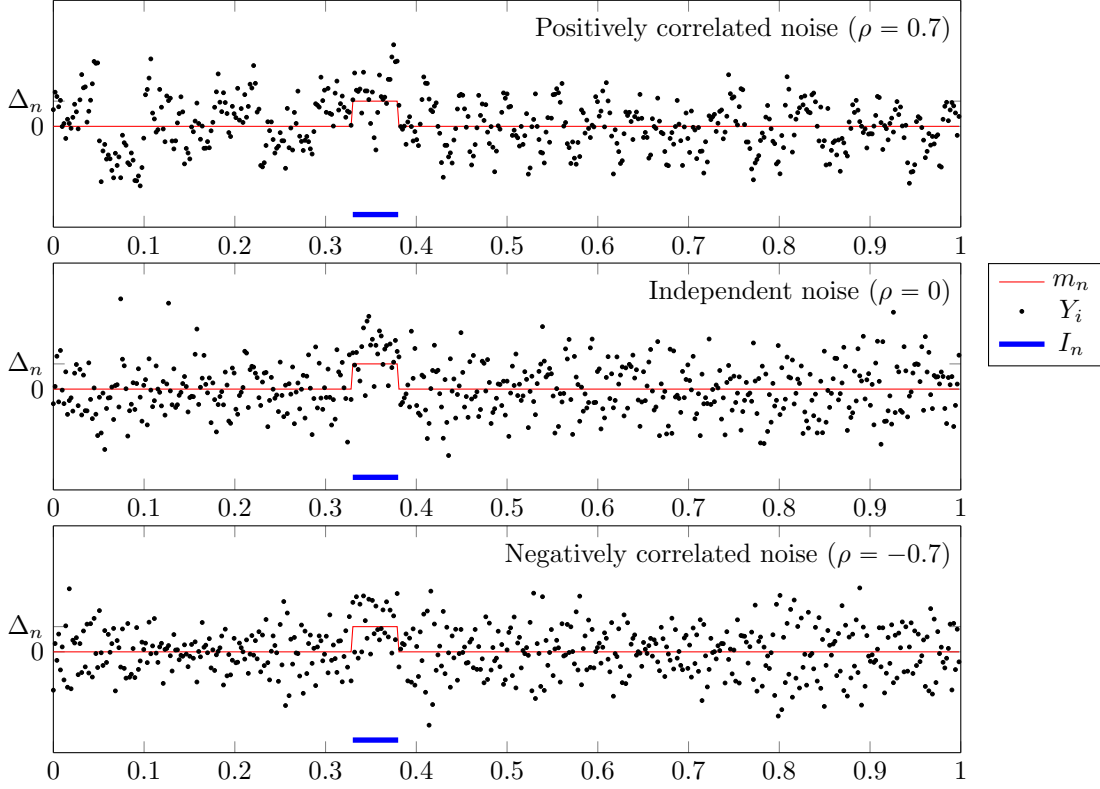


Figure 1: Model (1.1) in case of AR(1) noise for different values of ρ : Data together with the function m_n , where the model parameters are set to be $n = 512$ and $\Delta_n = 1$.

Assumption 1. Let $(\Sigma_n)_{n \geq 1}$ be a sequence of covariance matrices such that $\Sigma_n = \mathcal{T}_n(f)$ as introduced above with a function $f : [-1/2, 1/2] \rightarrow \mathbb{R}$, that is continuous and satisfies $\lim_{\nu \rightarrow 1/2} f(\nu) = f(-1/2)$ and $\text{essinf}_{\nu \in [-1/2, 1/2]} f(\nu) > 0$. Further suppose that the Fourier coefficients f_h , $h \in \mathbb{Z}$ of f decay sufficiently fast, i.e. there are constants $C > 0$ and $\lambda > 0$, such that

$$|f_h| \leq C(1 + |h|)^{-(1+\lambda)},$$

for $h \in \mathbb{Z}$.

Theorem 1.1. Assume the bump regression model (1.1) such that (1.5) and Assumption 1 hold. Under (1.5), the (asymptotic) minimax detection boundary is given by

$$\sqrt{n|I_n|}\Delta_n \asymp \sqrt{-2f(0)\log|I_n|}, \quad n \rightarrow \infty.$$

This theorem will be proven in Section 3 as a consequence of a more technical and general result (Theorem 2.1). It is immediately clear, that in case of independent observations where $\Sigma_n = \sigma^2 \text{id}_n$, one has $f(0) = \sigma^2$, which reproduces (1.4). In the general case, note that

$$f(0) = \sum_{h \in \mathbb{Z}} \gamma(h),$$

i.e. the detection boundary solely depends on the value of the spectral density at zero which is known as *long-run variance*.¹

¹The long-run variance of a process $(Z_t)_{t \in \mathbb{Z}}$ with the spectral density f as in Assumption 1 is defined as

$$\lim_{n \rightarrow \infty} n^{-1} \text{Var}[S_n], \text{ where } S_n = \sum_{i=1}^n Z_i. \text{ By the well-known result of Ibragimov and Linnik [20] (see Appendix 5.4)} \\ \lim_{n \rightarrow \infty} n^{-1} \text{Var}[S_n] = f(0).$$

In case of the AR(1)-based noise $\xi_n := (1 - \rho^2)^{1/2}(Z_1, \dots, Z_n)^T$ with unit variance as shown in Figure 1, the auto-covariance of the underlying AR(1) process is given by $\gamma(h) = \gamma(0)\rho^{|h|}$, where $\gamma(0) = (1 - \rho^2)^{-1}$. Thus the spectral density at zero of the noise process ξ_n is

$$f(0) = (1 - \rho^2) \sum_{h=-\infty}^{\infty} \gamma(h) = \frac{1 + \rho}{1 - \rho},$$

and hence the detection boundary is given by

$$\sqrt{n|I_n|}\Delta_n \asymp \sqrt{\frac{1+\rho}{1-\rho}} \sqrt{-2 \log |I_n|}. \quad (1.6)$$

As an immediate consequence, this shows that bump detection is easier under a negative correlation ρ than in case of positive correlations. For the three values employed in Figure 1 we compute for the factor $\sqrt{\frac{1+\rho}{1-\rho}}$ in (1.6) the values 2.38 when $\rho = 0.7$ and 0.42 when $\rho = -0.7$. This means that the amplitude of detectable signals for $\rho = 0.7$ and $\rho = -0.7$ differs approximately by a factor of 5.6. Also, given the bump length $|I_n|$, the detection of a bump of the same size Δ_n for $\rho = 0.7$ requires approximately a 5.66 times larger sample size than for $\rho = 0$, and even a 31.36 times larger sample size than for $\rho = -0.7$. This is in good agreement with the intuitive findings from Figure 1 and confirmed in finite sample situations in Section 4.

Remarkably, as in the case of i.i.d. noise with unit variance, where we have $f(0) = 1$, dependent error processes might also satisfy $f(0) = 1$, and hence obey the same difficulty to detect a bump as for the independent case. As an example, consider the stationary and causal AR(2) process given by $Z_t = \frac{1}{2}Z_{t-1} - \frac{1}{2}Z_{t-2} + \zeta_t$, where $\zeta_t \sim \mathcal{N}(0, 1)$ for $t \in \mathbb{Z}$. In this case $f(0) = \frac{1}{2} - \frac{1}{2} + 1 = 1$, even though the process Z_t is clearly not independent (see Section 3.2 for a comprehensive treatment of ARMA processes).

1.3 Related work

Bump detection for dependent data appears to be relevant to a variety of applications where piece-wise constant signals (i.e. several bumps) are observed under dependent noise. Exemplarily, we mention molecular dynamics (MD) simulations, where collective motion characteristics of protein atoms are studied over time (see e.g. [26] and the references therein). For certain proteins it has been shown that the noise process can be well modeled by a stationary ARMA(p, q) process with small p and q , see Singer et al. [34]. Another application is the analysis of ion channel recordings, where one aims to identify opening and closing states of physiologically relevant channels (see [27] and the references therein). Here, the dependency structure is induced by a bandpass filter, revealing the noise as stationary and m -dependent with small m , see Pein et al. [29].

In fact, bump detection as discussed here is closely related to estimation of a signal which consists of piece-wise constant segments, often denoted as change point *estimation*. We refer to the classical works of Csörgő and Horváth [11], Brodsky and Darkhovsky [6], Carlstein et al. [8], Siegmund [33] for a survey of the existing results as well as to the review article by Aue and Horváth [1]. Indeed, if the bumps have been properly identified by a detection method, posterior estimation of the signal is relatively easy, see Frick et al. [16] for such a combined approach in case of i.i.d. errors, and Dette et al. [12] in case of dependent data. We also mention Chakar et al. [9], who presented a robust approach for AR(1) errors.

Model (1.1) can be seen as prototypical for the more complex situation when several bumps are to be detected. We do not intend to provide novel methodology for this situation in this paper, rather Theorem 1.1 provides a benchmark for *detecting* such a bump which then can be used to evaluate the detection power of any method designed for this task. Minimax detection has a long history, see e.g. the seminal series of papers by Ingster [21] or the monograph by Tsybakov [36]. More recently, Goldenshluger et al. [17] provided a general approach based on convex optimization. In case of independent observations, the problem of detecting a bump has been considered in [2, 16, 10, 14, 23], and our strategy of proof for the lower bound is adopted

from [13]. The additional difficulty we have to treat is due to the dependency structure Σ_n in (1.1). We also mention [15] for a model with a simultaneous bump in the variance, and Pein et al. [28] for heterogeneous noise, however still restricted to independent observations.

The literature for dependent noise is much less developed, and most similar in spirit to our work are the papers by Hall and Jin [19] and Keshavarz et al. [25]. In the former, the minimax detection boundary for an unstructured version of the model (1.1) in a Bayesian setting is derived, this is $\mathbb{P}[m_n(\frac{i}{n}) = \Delta_n] = \rho_n$ and $\mathbb{P}[m_n(\frac{i}{n}) = 0] = 1 - \rho_n$ with a probability ρ_n tending to 0. In contrast to [19], in the present setting we can borrow strength from neighboring observations in a bump. Still, we can exploit a result in [19] about the decay behavior of inverses of covariance matrices (see Section 5.3 in the Appendix) to validate Assumption 1.

Keshavarz et al. [25] deal with a one sided version of bump detection, i.e. with the change point problem of detecting whether $m_n(i/n) \equiv \mu$ for all $1 \leq i \leq n$, or if there exists $\tau \in [1, n]$ such that $m_n(i/n) = \mu + \Delta_n \mathbf{1}\{i > \tau\}$ for $1 \leq i \leq n$. The authors there derive upper and lower bounds for detection from dependent data as in (1.1), similar in spirit to our Theorem 2.1, which, however, do not coincide, i.e. they do not derive the precise minimax detection boundary, as they are mostly interested in the rate of estimation. However, as we see from Theorem 1.1, the $\sqrt{-\log |I_n|}$ rate does not change, it is the constant $f(0)$ which matters. We will employ several of their computations concerning covariance structures of time series (while correcting a couple of technical inaccuracies).

1.4 Organization of the paper

The remaining part of this paper is organized as follows: In Section 2 we give a precise statement of the underlying mathematical problem and provide lower and upper bounds in terms of

$$\beta_{n,k} := \mathbf{1}_{I_{n,k}}^T \Sigma_n^{-1} \mathbf{1}_{I_{n,k}}, \quad 1 \leq k \leq l_n, \quad (1.7)$$

i.e. the sums of elements of the matrix Σ_n^{-1} over blocks indexed by $\mathbf{1}_{I_{n,k}} \times \mathbf{1}_{I_{n,k}}$ (Theorem 2.1). It turns out that these numbers fully describe the (asymptotic) minimax detection boundary under mild additional assumptions on Σ_n . Section 3 is devoted to specific time series models. In particular, we prove Theorem 1.1 and apply it to obtain the detection boundary for ARMA(p, q) noise processes. We also discuss further non-asymptotic results for AR(p). In Section 4 we present some simulations which support that our asymptotic theory is already useful for small samples. Finally we provide an appendix, which collects technical results used in the proofs.

2 General results

2.1 Notation and assumptions

To treat the testing problem (1.3), we will consider tests $\Phi_n : \mathbb{R}^n \rightarrow \{0, 1\}$, where $\Phi_n(Y) = 0$ means that the hypothesis is accepted, and $\Phi_n(Y) = 1$ means that the hypothesis is rejected, i.e. the presence of a bump is concluded.

Recall (1.3) and denote by \mathbb{P}_{H_0} the measure of Y under the null hypothesis and by $\mathbb{P}_{H_{1,k}}$ the measure $\mathcal{N}(\Delta_n \mathbf{1}_{I_{n,k}}, \Sigma_n)$ of Y under $H_{1,k}$, corresponding to the presence of a bump at position k . We will also denote the corresponding expectations by \mathbb{E}_{H_0} and $\mathbb{E}_{H_{1,k}}$. We define the type I error of Φ_n by

$$\bar{\alpha}(\Phi_n) := \mathbb{E}_{H_0}[\Phi_n(Y)] = \mathbb{P}_{H_0}[\Phi_n(Y) = 1],$$

and say that a sequence of tests Φ_n has asymptotic level $\alpha \in [0, 1]$ if $\limsup_{n \rightarrow \infty} \bar{\alpha}(\Phi_n) \leq \alpha$.

The type II error depending on the parameters Σ_n, Δ_n and $|I_n|$ is defined as

$$\bar{\beta}(\Phi_n, \Sigma_n, \Delta_n, |I_n|) := \sup_{1 \leq k \leq l_n} \mathbb{P}_{H_{1,k}}[\Phi_n(Y) = 0].$$

For a sequence of tests Φ_n we define its asymptotic type II error to be $\limsup_{n \rightarrow \infty} \bar{\beta}(\Phi_n, \Delta_n, |I_n|)$. The asymptotic power of such a family is given by $1 - \limsup_{n \rightarrow \infty} \bar{\beta}(\Phi_n, \Delta_n, |I_n|)$. For the sake

of brevity, we will suppress the dependency on the parameters below and write only $\bar{\beta}(\Phi_n)$ in the following.

To ease the following notation, we will use some asymptotic relations. For two sequences $(a_n)_{n \in \mathbb{N}}$ and $(b_n)_{n \in \mathbb{N}}$ we write $a_n \lesssim b_n$ if there exists an $N \in \mathbb{N}$ such that $a_n \leq b_n$ for all $n \geq N$. This notation means that a_n is asymptotically less or equal b_n . Similarly we define $a_n \gtrsim b_n$. As stated before, if $\lim_{n \rightarrow \infty} a_n/b_n = 1$, we write $a_n \asymp b_n$. Furthermore, many results will require a sequence of non-negative numbers $(\varepsilon_n)_{n \in \mathbb{N}}$ satisfying the relation

$$\varepsilon_n \searrow 0 \quad \text{and} \quad \varepsilon_n \sqrt{-\log(|I_n|)} \rightarrow \infty \quad \text{as} \quad n \rightarrow \infty. \quad (2.1)$$

We will from now on, for the remainder of this paper assume the following.

Assumption 2. Suppose (1.5), i.e. that $|I_n| \rightarrow 0$ and $n|I_n| \rightarrow \infty$ as $n \rightarrow \infty$. In terms of the number of possible bump locations $l_n = \lfloor \frac{1}{|I_n|} \rfloor$ this means that $l_n \rightarrow \infty$ and $\frac{l_n}{n} \rightarrow 0$ as $n \rightarrow \infty$.

Note that when $|I_n| = n^{-\beta}$, the parameter $\beta \in (0, 1)$ can be viewed as a sparsity coefficient and our problem can be considered from the viewpoint of detection of a small sparse cluster in the set of n observations.

2.2 General theory

In this section we are concerned with the hypothesis testing problem (1.3) under data from the model (1.1). The detection boundary of the testing problem (1.3) in the model (1.1) can then be written in terms of $\beta_{n,k}$ (cf. (1.7)), Δ_n and l_n . We further introduce

$$\gamma_{n,k,k'} = \mathbf{1}_{I_{n,k}}^T \Sigma_n \mathbf{1}_{I_{n,k'}}, \quad k, k' \in \{1, \dots, l_n\}, n \in \mathbb{N}. \quad (2.2)$$

Theorem 2.1. Suppose that we observe data from the model (1.1) with a known matrix $\Sigma_n \in \mathbb{R}^{n \times n}$ and μ_n as in (1.2) such that Assumption 2 is satisfied. Consider the hypothesis testing problem (1.3).

Lower detection bound: Let, for a sequence $(\varepsilon_n)_{n \in \mathbb{N}}$ satisfying (2.1),

$$\Delta_n \sup_{1 \leq k \leq l_n} \sqrt{\beta_{n,k}} \lesssim (\sqrt{2} - \varepsilon_n) \sqrt{-\log |I_n|}, \quad (2.3)$$

and in addition,

$$\frac{1}{l_n^2} \sum_{\substack{k,k'=1 \\ |k-k'| > m}}^{l_n} \exp(\Delta_n^2 \gamma_{n,k,k'}) = 1 + o(1), \quad (2.4)$$

as $n \rightarrow \infty$ for some $m \in \mathbb{N}_0$. Then any sequence of tests $(\Phi_n)_{n \in \mathbb{N}}$ with $\limsup_{n \rightarrow \infty} \bar{\alpha}(\Phi_n) \leq \alpha$ will obey $\limsup_{n \rightarrow \infty} \bar{\beta}(\Phi_n) \geq 1 - \alpha$, i.e. the bump is asymptotically undetectable.

Upper detection bound: Denote by $(\Phi_n^*)_{n \in \mathbb{N}}$ the sequence of likelihood ratio tests defined by means of the LRT statistic

$$T_n(Y) = \sup_{1 \leq k \leq l_n} \frac{\mathbf{1}_{I_{n,k}}^T \Sigma_n^{-1} Y}{\sqrt{\beta_{n,k}}}, \quad (2.5)$$

via a critical value $c_{\alpha,n}$ and

$$\Phi_n^*(Y) = \mathbf{1}\{T_n(Y) > c_{\alpha,n}\}.$$

For a given significance level $\alpha \in (0, 1)$ let

$$c_{\alpha,n} := \sqrt{2 \log \frac{l_n}{\alpha}} \asymp \sqrt{2 \log \frac{1}{\alpha |I_n|}}. \quad (2.6)$$

If, for a sequence $(\varepsilon_n)_{n \in \mathbb{N}}$ satisfying (2.1),

$$\Delta_n \inf_{1 \leq k \leq l_n} \sqrt{\beta_{n,k}} \gtrsim (\sqrt{2} + \varepsilon_n) \sqrt{-\log |I_n|}, \quad (2.7)$$

then Φ_n^* obeys $\bar{\alpha}(\Phi_n^*) \leq \alpha$ for all $n \in \mathbb{N}$ and $\limsup_{n \rightarrow \infty} \bar{\beta}(\Phi_n^*) \leq \alpha$.

Before proving the theorem, let us briefly discuss its consequences and applicability:

Corollary 2.2. *If, under the assumptions of Theorem 2.1,*

$$\lim_{n \rightarrow \infty} \inf_{1 \leq k \leq l_n} \beta_{n,k} = \lim_{n \rightarrow \infty} \sup_{1 \leq k \leq l_n} \beta_{n,k},$$

then the asymptotic minimax detection boundary for the problem (1.3) is given by

$$\Delta_n \inf_{1 \leq k \leq l_n} \sqrt{\beta_{n,k}} \asymp \sqrt{2} \sqrt{-\log |I_n|}.$$

Remark 2.3. In Section 3 we will validate (2.4) for various examples, i.e. classes of covariance matrices. However, in general, (2.4) can be cumbersome to validate. In particular, to establish a lower detection bound, that asymptotically coincides with the upper detection bound, it is crucial that (2.4) holds whenever the lower detection bound condition, given below by (2.3), is satisfied. Given poor choices of the sequence $(\Sigma_n)_{n \in \mathbb{N}}$, (2.4) may fail, for any choices of the sequences $(l_n)_{n \in \mathbb{N}}$ and $(\Delta_n)_{n \in \mathbb{N}}$.

Remark 2.4. Theorem 2.1 provides upper and lower detection bounds for the testing problem (1.3), where the amplitude Δ_n is assumed to be positive and known. Below we will actually prove an upper detection bound which is independent of the knowledge of Δ_n , and hence, if upper and lower bounds coincide asymptotically, as in Corollary 2.2, our detection boundary is also automatically adaptive to an unknown Δ_n . We prove in Appendix 5.2 that adaptation for the sign of Δ_n is also possible without changing the results, but, however, requires slightly more effort. Consequently, all our results are also valid in case of an arbitrary and unknown amplitude Δ_n .

Before we prove Theorem 2.1, we give some technicalities on LR-statistics required throughout the paper at several places. As $|I_n|$ and Σ_n are known, the likelihood ratio $L_{n,k} = L_{n,k}(Y)$ between the distributions of Y under H_0 and $H_{1,k}$ is given as

$$L_{n,k} = \exp \left[\Delta_n \mathbf{1}_{I_{n,k}}^T \Sigma_n^{-1} Y - \frac{1}{2} \Delta_n^2 \mathbf{1}_{I_{n,k}}^T \Sigma_n^{-1} \mathbf{1}_{I_{n,k}} \right].$$

We will mostly be concerned with the analysis of the array of random variables

$$\mathcal{L} := \{L_{n,k} : n \in \mathbb{N}, k = 1, \dots, l_n\}, \quad (2.8)$$

which is, in general, if H_0 is true, (row-wise) non-independent and (column-wise) non-identically distributed. Note that for $n \in \mathbb{N}$ and $k \in \{1, \dots, l_n\}$, the likelihood ratio $L_{n,k}$ follows a log-normal distribution under H_0 , i.e.

$$Y_{n,k}^* := \log L_{n,k} = \Delta_n \mathbf{1}_{I_{n,k}}^T \Sigma_n^{-1} Y - \frac{1}{2} \Delta_n^2 \mathbf{1}_{I_{n,k}}^T \Sigma_n^{-1} \mathbf{1}_{I_{n,k}} \stackrel{H_0}{\sim} \mathcal{N}_1 \left(-\frac{1}{2} \Delta_n^2 \beta_{n,k}, \Delta_n^2 \beta_{n,k} \right).$$

Thus, for the Gaussian random vector $Y_n^* := (Y_{n,1}^*, \dots, Y_{n,l_n}^*)^T$, we find that under H_0 ,

$$Y_n^* = \begin{pmatrix} Y_{n,1}^* \\ \vdots \\ Y_{n,l_n}^* \end{pmatrix} \stackrel{H_0}{\sim} \mathcal{N}_{l_n} \left(-\frac{\Delta_n^2}{2} \begin{pmatrix} \beta_{n,1} \\ \vdots \\ \beta_{n,l_n} \end{pmatrix}, \Delta_n^2 \begin{pmatrix} \beta_{n,1} & \gamma_{n,1,2} & \cdots & \gamma_{n,1,l_n} \\ \gamma_{n,2,1} & \beta_{n,2} & \ddots & \vdots \\ \vdots & \ddots & \ddots & \gamma_{n,l_n-1,l_n} \\ \gamma_{n,l_n,1} & \cdots & \gamma_{n,l_n,l_n-1} & \beta_{n,l_n} \end{pmatrix} \right)$$

with $\beta_{n,k}$ as in (1.7) and $\gamma_{n,k,k'}$ as in (2.2). It immediately follows that for any $n \in \mathbb{N}$ and $k, k' \in \{1, \dots, l_n\}$, under H_0 ,

$$\mathbb{E} L_{n,k} = 1, \quad \text{Var } L_{n,k} = \exp(\Delta_n^2 \beta_{n,k}) - 1, \quad \text{Cov}(L_{n,k}, L_{n,k'}) = \exp(\Delta_n^2 \gamma_{n,k,k'}) - 1.$$

We are now in the position to give the proof of Theorem 2.1, which will be done in two steps.

2.2.1 Proof of Theorem 2.1: Upper detection bound

Note that for any $1 \leq k \leq l_n$, under H_0 it holds that $\frac{\mathbf{1}_{l_n,k}^T \Sigma_n^{-1} Y}{\sqrt{\beta_{n,k}}} \sim \mathcal{N}(0, 1)$, identically, although not necessarily independently. When n is large enough, the union bound and an elementary tail inequality yield

$$\begin{aligned} \mathbb{P}_{H_0} [\Phi_n^*(Y) = 1] &= \mathbb{P}_{H_0} [T_n(Y) > c_{\alpha,n}] \leq l_n \sup_{1 \leq k \leq l_n} \mathbb{P}_{H_0} \left[\frac{\mathbf{1}_{l_n,k}^T \Sigma_n^{-1} Y}{\sqrt{\beta_{n,k}}} > c_{\alpha,n} \right] \\ &= l_n \mathbb{P} [Z > c_{\alpha,n}] \leq l_n \exp \left(-\frac{1}{2} (c_{\alpha,n})^2 \right) = \alpha, \end{aligned}$$

for some $Z \sim \mathcal{N}(0, 1)$. This proves $\bar{\alpha}(\Phi_n^*) \leq \alpha$ for all $n \in \mathbb{N}$.

Concerning the power, note that, under H_1 , i.e. if $Y \sim \mathcal{N}(\Delta_n \mathbf{1}_{l_n,k}, \Sigma_n)$ for some $k \in \{1, \dots, l_n\}$, we have for all local test statistics on the right-hand side of (2.5) that

$$\frac{\mathbf{1}_{l_n,l}^T \Sigma_n^{-1} Y}{\sqrt{\beta_{n,l}}} \sim \mathcal{N} \left(\frac{\Delta_n \mathbf{1}_{l_n,k} \Sigma_n^{-1} \mathbf{1}_{l_n,l}}{\sqrt{\beta_{n,l}}}, 1 \right).$$

for all $l \in \{1, \dots, l_n\}$. Plugging in (2.6) and (2.7), it follows that

$$\begin{aligned} \inf_{1 \leq k \leq l_n} \mathbb{P}_{H_1,k} [\Phi_n^*(Y) = 1] &= \inf_{1 \leq k \leq l_n} \mathbb{P} \left[\sup_{1 \leq l \leq l_n} \left(Z_l + \frac{\Delta_n \mathbf{1}_{l_n,k} \Sigma_n^{-1} \mathbf{1}_{l_n,l}}{\sqrt{\beta_{n,l}}} \right) > c_{\alpha,n} \right] \\ &\geq \inf_{1 \leq k \leq l_n} \mathbb{P} \left[Z_k + \Delta_n \sqrt{\beta_{n,k}} > c_{\alpha,n} \right] \\ &= \mathbb{P} \left[Z > c_{\alpha,n} - \Delta_n \inf_{1 \leq k \leq l_n} \sqrt{\beta_{n,k}} \right] \\ &= \mathbb{P} \left[Z > \sqrt{2 \log l_n} + 2 \log \alpha^{-1} - (1 - \varepsilon_n) \sqrt{2 \log l_n} \right] \\ &\geq \mathbb{P} \left[Z > \sqrt{2 \log \alpha^{-1}} - \varepsilon_n \sqrt{2 \log l_n} \right], \end{aligned}$$

where Z, Z_1, \dots, Z_{l_n} are (possibly dependent) standard Gaussian random variables. It follows from the assumption $\varepsilon_n \sqrt{\log l_n} \rightarrow \infty$ as $n \rightarrow \infty$ in (2.1) that the latter probability tends to 1. The upper detection bound now follows from the fact that

$$\limsup_{n \rightarrow \infty} \bar{\beta}(\Phi_n^*) = 1 - \lim_{n \rightarrow \infty} \inf_{1 \leq k' \leq l_n} \mathbb{P}_{H_1,k'} [\Phi_n^*(Y) = 1] = 0.$$

□

2.2.2 Proof of Theorem 2.1: Lower detection bound

To prove our theorem about the lower detection bound, we employ the same strategy as in the proof of Theorem 3.1(a) of Dümbgen and Spokoiny [13]. We bound the difference between the power of any given test and α by an expression that does not depend on the test anymore, only on the first central absolute moments of the row-wise sums of \mathcal{L} under H_0 . The additional difficulty arises from the dependency structure of the array \mathcal{L} in (2.8). To this end we employ an appropriate L^1 -law of large numbers for dependent arrays.

For any sequence of tests Φ_n with asymptotic level α under H_0 we have

$$\begin{aligned}
\bar{\beta}(\Phi_n) - \alpha &= \inf_{1 \leq k \leq l_n} \mathbb{E}_{H_{1,k}} [\Phi_n(Y)] - \alpha \\
&\leq \frac{1}{l_n} \sum_{k=1}^{l_n} [\mathbb{E}_{H_{1,k}} [\Phi_n(Y)] - \alpha] \\
&\leq \frac{1}{l_n} \sum_{k=1}^{l_n} \mathbb{E}_{H_{1,k}} [\Phi_n(Y) - \mathbb{E}_{H_0} [\Phi_n(Y)]] + o(1) \\
&= \mathbb{E}_{H_0} \left[\left(\frac{1}{l_n} \sum_{k=1}^{l_n} L_{n,k}(Y) - 1 \right) \Phi_n(Y) \right] + o(1) \\
&\leq \mathbb{E}_{H_0} \left| \frac{1}{l_n} \sum_{k=1}^{l_n} L_{n,k}(Y) - 1 \right| + o(1).
\end{aligned}$$

Next, we show that the array $\{L_{n,k} : n \in \mathbb{N}, k = 1, \dots, l_n\}$ is *h-integrable with exponent 1* (see Definition 5.1 in Appendix 5.1 or Definition 1.5 of Sung et al. [35]), i.e.

$$\sup_{n \in \mathbb{N}} \frac{1}{l_n} \sum_{k=1}^{l_n} \mathbb{E} [|L_{n,k}|] < \infty, \quad \text{and} \quad \lim_{n \rightarrow \infty} \frac{1}{l_n} \sum_{k=1}^{l_n} \mathbb{E} [|L_{n,k}| \mathbf{1}_{\{|L_{n,k}| > h(n)\}}] = 0, \quad (2.9)$$

where $h(n) = l_n^{(1+\varepsilon_n)(1-\varepsilon_n)^2}$ for a sequence $(\varepsilon_n)_{n \in \mathbb{N}}$ satisfying (2.1). Since $\mathbb{E} L_{n,k} = 1$ for all $n \in \mathbb{N}$ and $k = 1, \dots, l_n$, the first condition is satisfied.

Further, for n large enough, we have

$$\begin{aligned}
\frac{1}{l_n} \sum_{k=1}^{l_n} \mathbb{E}_{H_0} [L_{n,k} \mathbf{1}_{\{L_{n,k} > h(n)\}}] &\leq \sup_{k=1, \dots, l_n} \mathbb{E}_{H_0} [L_{n,k} \mathbf{1}_{\{L_{n,k} > h(n)\}}] \\
&= \sup_{k=1, \dots, l_n} \Phi \left(\frac{\frac{1}{2} \Delta_n^2 \beta_{n,k} - \log h(n)}{\Delta_n \sqrt{\beta_{n,k}}} \right) \\
&= \Phi \left(\sup_{k=1, \dots, l_n} \frac{1}{2} \Delta_n \sqrt{\beta_{n,k}} - \frac{\log h(n)}{\sup_{k=1, \dots, l_n} \Delta_n \sqrt{\beta_{n,k}}} \right) \\
&\stackrel{(a)}{\leq} \Phi \left(-\frac{\varepsilon_n}{2} (1 - \varepsilon_n) \sqrt{\log l_n} \right),
\end{aligned}$$

where (a) follows immediately from (2.3) and the definition of $h(n)$. The claim follows from the assumption that $\lim_{n \rightarrow \infty} \varepsilon_n \sqrt{\log l_n} = \infty$ as $n \rightarrow \infty$.

Then, given that (2.4) and (2.9) hold, it follows from an L^1 -law of large numbers for dependent arrays (see Theorem 5.2 in Appendix 5.1 or Theorem 3.2 of Wang and Hu [37]), that

$$\mathbb{E}_{H_0} \left| \frac{1}{l_n} \sum_{k=1}^{l_n} L_{n,k}(Y) - 1 \right| \rightarrow 0, \quad (2.10)$$

as $n \rightarrow \infty$, which finishes the proof. □

3 Application to time series

In this section we discuss various examples and implications of our general Theorem 2.1. We start with proving Theorem 1.1.

3.1 Proof of Theorem 1.1

Let us now return to the setting described in Theorem 1.1. In other words, the noise vector ξ_n in model (1.1) is given by n consecutive realizations of a stationary centered Gaussian process with the square summable autocovariance function $\gamma(h)$, $h \in \mathbb{Z}$ and the spectral density f . We suppose that Assumption 1 is satisfied, i.e. the autocovariance of ξ_n has a polynomial decay. In terms of Σ_n , this means

$$|\Sigma_n(i, j)| \leq C(1 + |i - j|)^{-(1+\lambda)},$$

for $1 \leq i, j \leq n$ and some constants $C > 0$ and $\lambda > 0$.

In order to apply the main result of Theorem 2.1 in such a setting, first, we need to examine the asymptotic behavior of the coefficients $\beta_{n,k}$, and second, we need to verify that condition (2.4) is satisfied under the lower detection boundary condition (2.3) and Assumption 1.

For the setting of Theorem 1.1, we will do the former in Lemma 3.1 and the latter in Lemma 3.2.

Lemma 3.1. *If Assumption 1 holds, then for any $1 \leq k \leq l_n$, it follows that*

$$\beta_{n,k} = \frac{n}{l_n f(0)}(1 + o(1)),$$

as $n \rightarrow \infty$.

For the sake of readability, in the following proofs, we will assume that n/l_n is an integer, i.e. every candidate interval contains the same number of design points. Without this simplification, the proofs will remain essentially the same, but require a lot of extra care with the notations.

Proof of Lemma 3.1. We are inspired by the proof of Proposition C.1 in Keshavarz et al. [24], that was dropped from the final paper [25], although we are able to make some simplifications, since a slightly weaker result suffices for our purposes. In addition, we use this opportunity to fix several minor inaccuracies in their proof.

Recall that $\mathcal{T}(f)$ is the infinite Toeplitz matrix generated by the spectral density f and that $\Sigma_n = \mathcal{T}_n(f)$ is the corresponding truncated Toeplitz matrix.

Let $\mathcal{T}(g)$ be the infinite Toeplitz matrix generated by $g = 1/f$, i.e. the matrix with elements $\mathcal{T}(g)(i, j) = g_{|i-j|}$, where g_0, g_1, \dots are the Fourier coefficients of g . Let $\mathcal{H}(f)$ and $\mathcal{H}(g)$ be the Hankel matrices generated by f and g , respectively, i.e. the matrices

$$\mathcal{H}(f) = \begin{pmatrix} f_1 & f_2 & f_3 & \dots \\ f_2 & f_3 & f_4 & \dots \\ f_3 & f_4 & f_5 & \dots \\ \vdots & \vdots & \vdots & \ddots \end{pmatrix} \quad \text{and} \quad \mathcal{H}(g) = \begin{pmatrix} g_1 & g_2 & g_3 & \dots \\ g_2 & g_3 & g_4 & \dots \\ g_3 & g_4 & g_5 & \dots \\ \vdots & \vdots & \vdots & \ddots \end{pmatrix}$$

It follows from Proposition 1.12 of Böttcher and Silbermann [4], that

$$\mathcal{T}(f)^{-1} = \mathcal{T}(g) + \mathcal{T}(f)^{-1} \mathcal{H}(f) \mathcal{H}(g).$$

Let $v_{I_{n,k}}$ be the extension of the vector $\mathbf{1}_{I_{n,k}}$ to an element of ℓ^2 by zero-padding. As in [25], from the above identity and the definition of the operator norm, we find

$$\begin{aligned} \left| v_{I_{n,k}}^T \mathcal{T}(f)^{-1} v_{I_{n,k}} - v_{I_{n,k}}^T \mathcal{T}(g) v_{I_{n,k}} \right| &= \left| \langle \mathcal{H}(f) \mathcal{T}(f)^{-1} v_{I_{n,k}}, \mathcal{H}(g) v_{I_{n,k}} \rangle \right| \\ &\leq \| \mathcal{H}(f) \mathcal{T}(f)^{-1} \|_{\ell^2} \| \mathcal{H}(g) v_{I_{n,k}} \|_{\ell_2} \\ &\leq \| \mathcal{H}(f) \mathcal{T}(f)^{-1} \| \sqrt{\frac{n}{l_n}} \left[\sum_{r: v_{I_{n,k}}(r)=1} \| \mathcal{H}(g) e_r \|_{\ell_2} \right] \end{aligned}$$

where $e_r = (0, \dots, 0, 1, 0, \dots)^T$ is the sequence whose r -th entry is 1, and $\| \mathcal{H}(f) \mathcal{T}(f)^{-1} \|$ is the operator norm of $\mathcal{H}(f) \mathcal{T}(f)^{-1}$ as an operator from ℓ^2 to ℓ^2 . Since $\| \mathcal{T}(f) \| = \sup_{\nu \in [0,1]} f(\nu) < \infty$,

we have $\|\mathcal{T}(f)^{-1}\| < \infty$ by the inverse mapping theorem. It follows that $\|\mathcal{H}(f)\mathcal{T}(f)^{-1}\| < \infty$, because clearly $\|\mathcal{H}(f)\| < \infty$. Let $m_f = \text{essinf}_{\nu \in [-1/2, 1/2]} f(\nu)$. By Assumption 1, $m_f > 0$. Then we have

$$|g_k| = \left| \int_0^1 e^{2\pi i k u} g(u) du \right| = \left| \int_0^1 e^{2\pi i k u} \frac{f(u)}{f^2(u)} du \right| \leq \frac{1}{m_f^2} \left| \int_0^1 e^{2\pi i k u} f(u) du \right| = \frac{|f_k|}{m_f^2},$$

and thus, from the polynomial decay of the Fourier coefficients f_k , it follows that the Fourier coefficients g_k of g will have the same decay. It is then easy to see that

$$\sum_{r: v_{I_{n,k}}(r)=1} \|\mathcal{H}(g)e_{\mathbb{N}}(r)\|_{\ell_2} = \sum_{r: v_{I_{n,k}}(r)=1} \left(\sum_{j=r}^{\infty} |g_j|^2 \right)^{1/2} = o\left(\sqrt{\frac{n}{l_n}}\right).$$

Thus,

$$\left| v_{I_{n,k}}^T \mathcal{T}(f)^{-1} v_{I_{n,k}} - v_{I_{n,k}}^T \mathcal{T}(g) v_{I_{n,k}} \right| = o\left(\frac{n}{l_n}\right).$$

We now need to bound $v_{I_{n,k}}^T \mathcal{T}(g) v_{I_{n,k}}$. Let $(X_t)_{t \in \mathbb{N}}$ be a stationary random process with the spectral density g . Then

$$v_{I_{n,k}}^T \mathcal{T}(g) v_{I_{n,k}} = \text{Var} \left(\sum_{t: v_{I_{n,k}}(t)=1} X_t \right) = \text{Var} \left(\sum_{t=1}^{n/l_n} X_t \right) = \frac{n}{l_n} (g(0) + o(1)),$$

as $n \rightarrow \infty$, where the last equality is due to Theorem 18.2.1 of Ibragimov and Linnik [20], see Section 5.3 of the Appendix for the precise statement of the theorem. (Note that g is continuous at 0 and $g(0) > 0$.) Thus,

$$v_{I_{n,k}}^T \mathcal{T}(f)^{-1} v_{I_{n,k}} = \frac{n}{l_n} (g(0) + o(1)).$$

Finally, by Theorem 2.11 of Böttcher and Grudsky [3], we have

$$\beta_{n,k} = v_{I_{n,k}}^T \Sigma_n^{-1} v_{I_{n,k}} = v_{I_{n,k}}^T \mathcal{T}(f)^{-1} v_{I_{n,k}} + \tilde{v}_{I_{n,k}}^T [\mathcal{T}(f)^{-1} - \mathcal{T}(g)] \tilde{v}_{I_{n,k}} + v_{I_{n,k}}^T D_n v_{I_{n,k}},$$

where $\|D_n\| \rightarrow 0$, as $n \rightarrow \infty$, and $\tilde{v}_{I_{n,k}}$ arises from $v_{I_{n,k}}$ through the transformation

$$\tilde{v}_{I_{n,k}} = (v_{I_{n,k}}(n), \dots, v_{I_{n,k}}(1), 0, 0, \dots).$$

As above, we have

$$\left| \tilde{v}_{I_{n,k}}^T [\mathcal{T}(f)^{-1} - \mathcal{T}(g)] \tilde{v}_{I_{n,k}} \right| = o\left(\frac{n}{l_n}\right),$$

and clearly, by Cauchy-Schwarz,

$$\left| v_{I_{n,k}}^T D_n v_{I_{n,k}} \right| \leq \|v_{I_{n,k}}\|^2 \|D_n\| = o\left(\frac{n}{l_n}\right).$$

This concludes the proof. □

Lemma 3.2. *If Assumption 1 holds, and given that*

$$\Delta_n \sup_{1 \leq k \leq l_n} \sqrt{\beta_{n,k}} \lesssim (1 - \varepsilon_n) \sqrt{2 \log l_n} \quad (3.1)$$

for a sequence $(\varepsilon_n)_{n \geq 1}$ satisfying (2.1), then condition (2.4) holds with $m = 1$, i.e.

$$\lim_{n \rightarrow \infty} \frac{1}{l_n^2} \sum_{\substack{k, k'=1 \\ k \neq k'}}^{l_n} \exp(\Delta_n^2 \gamma_{n,k,k'}) - 1 = 0.$$

Proof. Write

$$\begin{aligned}\exp(\Delta_n^2 \gamma_{n,k,k'}) - 1 &= \sum_{p=1}^{\infty} \frac{1}{p!} \left[\Delta_n^2 \mathbf{1}_{I_{n,k}}^T \Sigma_n^{-1} \mathbf{1}_{I_{n,k'}} \right]^p \\ &= \sum_{p=1}^{\infty} \frac{1}{p!} \left[\frac{1}{2} \Delta_n^2 \sqrt{\beta_{n,k} \beta_{n,k'}} \right]^p \left[2 \frac{\mathbf{1}_{I_{n,k}}^T \Sigma_n^{-1} \mathbf{1}_{I_{n,k'}}}{\sqrt{\beta_{n,k} \beta_{n,k'}}} \right]^p.\end{aligned}$$

Under the aforementioned assumption, that n/l_n is an integer, the latter term $\mathbf{1}_{I_{n,k}}^T \Sigma_n^{-1} \mathbf{1}_{I_{n,k'}}$ is the sum over a square submatrix of Σ_n^{-1} . Applying Lemma 5.5, we trivially find that

$$\left| \mathbf{1}_{I_{n,k}}^T \Sigma_n^{-1} \mathbf{1}_{I_{n,k'}} \right| \leq C' \frac{n}{l_n} \sum_{t=1}^{n/l_n} \left(|k - k'| \frac{n}{l_n} - 1 + t \right)^{-(1+\lambda)} \leq C' \frac{n}{l_n} \sum_{t=1}^{n/l_n} \left(\frac{n}{l_n} \right)^{-(1+\lambda)} = o\left(\frac{n}{l_n}\right).$$

Thus, from Lemma 3.1, it follows that $\sqrt{\beta_{n,k} \beta_{n,k'}}^{-1} \mathbf{1}_{I_{n,k}}^T \Sigma_n^{-1} \mathbf{1}_{I_{n,k'}} \rightarrow 0$ as $n \rightarrow \infty$. Hence, for n large enough, we have

$$\left| \sum_{p=1}^{\infty} \frac{1}{p!} \left[\frac{1}{2} \Delta_n^2 \sqrt{\beta_{n,k} \beta_{n,k'}} \right]^p \left[2 \frac{\mathbf{1}_{I_{n,k}}^T \Sigma_n^{-1} \mathbf{1}_{I_{n,k'}}}{\sqrt{\beta_{n,k} \beta_{n,k'}}} \right]^p \right| \leq 2 \frac{\left| \mathbf{1}_{I_{n,k}}^T \Sigma_n^{-1} \mathbf{1}_{I_{n,k'}} \right|}{\sqrt{\beta_{n,k} \beta_{n,k'}}} \exp \left[\frac{1}{2} \Delta_n^2 \sqrt{\beta_{n,k} \beta_{n,k'}} \right]. \quad (3.2)$$

Note that from the lower detection boundary condition (3.1) it immediately follows that

$$\exp \left[\frac{1}{2} \Delta_n^2 \sqrt{\beta_{n,k} \beta_{n,k'}} \right] \leq l_n^{(1-\varepsilon_n)^2} \leq l_n.$$

From Lemma A.1 of [19] (see also Section 5.3 in the appendix) it follows that $|\Sigma_n^{-1}(i, j)| \leq C(1 + |i - j|)^{-\lambda}$ for some $C > 0$. Let Ψ_n be the matrix with entries $\Psi_n(i, j) = C(1 + |i - j|)^{-\lambda}$, and let $\psi(\nu) = \sum_{h=-\infty}^{\infty} C(1 + |i - j|)^{-\lambda} e^{-2\pi i h \nu}$. Then

$$\sum_{\substack{k, k'=1 \\ k \neq k'}}^{l_n} \left| \mathbf{1}_{I_{n,k}}^T \Sigma_n^{-1} \mathbf{1}_{I_{n,k'}} \right| \leq \sum_{\substack{k, k'=1 \\ k \neq k'}}^{l_n} \mathbf{1}_{I_{n,k}}^T \Psi_n \mathbf{1}_{I_{n,k'}} = \sum_{i,j=1}^n \Psi_n(i, j) - \sum_{k=1}^{l_n} \mathbf{1}_{I_{n,k}}^T \Psi_n \mathbf{1}_{I_{n,k}} \stackrel{(a)}{=} o(n),$$

where (a) follows from Theorem 18.2.1 of [20] (see also Section 5.4 in the appendix), since it yields that $\sum_{i,j=1}^n \Psi_n(i, j) = n\psi(0) + o(n)$ and $\mathbf{1}_{I_{n,k}}^T \Psi_n \mathbf{1}_{I_{n,k}} = \frac{n}{l_n} \psi(0) + o\left(\frac{n}{l_n}\right)$.

Finally, recall that $\sqrt{\beta_{n,k} \beta_{n,k'}} \sim \frac{n}{l_n}$ as $n \rightarrow \infty$. Then the claim follows from plugging everything into (3.2). \square

3.2 Application to ARMA processes

Let us now specialize our general regression model (1.1) to the ARMA noise case. Suppose that the noise vector $\xi_n = (Z_1, \dots, Z_n)^T$ in (1.1) is sampled from n consecutive realizations of a stationary causal ARMA(p, q) time series Z_t , with $p \geq 0, q \geq 0$ defined as

$$\phi(B)Z_t = \theta(B)\zeta_t, \quad \zeta_t \stackrel{\text{i.i.d.}}{\sim} \mathcal{N}(0, 1), \quad t \in \mathbb{Z}. \quad (3.3)$$

Here B is the so-called backshift operator, defined by $BX_t = X_{t-1}$, and $\phi(z)$ and $\theta(z)$, $z \in \mathbb{C}$, are polynomials of degrees p and q , respectively, given by

$$\phi(z) = 1 + \sum_{i=1}^p \phi_i z^i, \quad \theta(z) = 1 + \sum_{i=1}^q \theta_i z^i.$$

We further suppose that ϕ and θ have no common roots, and that all roots of ϕ lie outside of the unit circle $\{z \in \mathbb{C} : |z| \leq 1\}$. Then the corresponding ARMA process is stationary and allows for a representation as an MA(∞) process.

Denote by γ the auto-covariance function of Z , i.e. $\gamma(h) = \mathbb{E}[Z_t Z_{t+h}]$ for $h \in \mathbb{Z}$ (as clearly $\mathbb{E}[Z_t] = 0$ for all $t \in \mathbb{Z}$). It is well-known (see for example [5], Theorem 4.4.2), that in the case of an ARMA(p, q) time series, its spectral density is given by

$$f(\nu) = \frac{|\theta(e^{-2\pi i \nu})|^2}{|\phi(e^{-2\pi i \nu})|^2}, \quad \nu \in [-1/2, 1/2). \quad (3.4)$$

In this setting, our general result from Theorem 2.1 implies the following:

Theorem 3.3. *Suppose that we observe data from model (1.1) with μ_n as in (1.2) where the noise ξ_n is given by n consecutive samples of an ARMA(p, q) time series given by polynomials $\phi(z)$ and $\theta(z)$ and grant Assumption 2. Then the asymptotic detection boundary of the hypothesis testing problem (1.3) is given by*

$$\sqrt{n|I_n|}\Delta_n \asymp \left| \frac{\theta(1)}{\phi(1)} \right| \sqrt{-2 \log(|I_n|)}, \quad (3.5)$$

as $n \rightarrow \infty$.

Before we give the proof of this theorem, let us discuss its impact on the asymptotic detection boundary. We find that the presence of dependency either eases or loads the bump detection, depending on $f(0) = |\theta(1)/\phi(1)|$ (which is 1 in the independent noise case). If $f(0) < 1$, then the detection becomes simpler (and smaller bumps are still consistently detectable), but if $f(0) > 1$ detection becomes more difficult. For AR(1) noise, this issue was already discussed in the introduction.

Proof of Theorem 3.3. It is well-known (see, for example, [31], Sections 3.3–3.4), that the autocovariance function of an ARMA process is exponentially decaying, i.e.

$$|\Sigma_n(j, k)| = |\gamma(j - k)| \leq M e^{-\lambda|j-k|},$$

for some $M > 0$ and all $1 \leq j, k \leq n$. Thus, Assumption 1 is satisfied, and Theorem 3.3 follows immediately from Theorem 1.1. \square

3.3 Non-asymptotic results for linear autoregressive noise

We mention that for the specific case of AR(p) noise, non-asymptotic results can be obtained. Let us specify (3.3) to a stationary AR(p) process Z_t ,

$$\sum_{i=0}^p \phi_i Z_{t-i} = \zeta_t, \quad t \in \mathbb{Z} \quad (3.6)$$

with independent standard Gaussian innovations ζ_t . In the notation of (3.3), we have $\phi(z) = \sum_{i=0}^p \phi_i z^i$ and $\theta(z) \equiv 1$. Again, we work under the standard assumptions that the characteristic polynomial $\phi(z)$ has no zeros inside the unit circle $\{z \in \mathbb{C} : |z| \leq 1\}$. Note that in this case $f(0) = |\sum_{i=0}^p \phi_i|^{-2}$.

As it follows from the results of Section 3, the upper and lower bounds depend on the quantities $\beta_{n,k}$ and correspondingly, their minimal and maximal values. Theorem 3.3 gives the detection boundary condition for ARMA noise with an asymptotic risk constant. Since $\beta_{n,k}$ is just the sum over the block of Σ_n^{-1} , using the exact inverse of Σ_n (see the appendix for the exact formula of Σ_n^{-1} obtained by Siddiqui [32]), we can calculate the minimax risk constants exactly.

Lemma 3.4. *Let Σ_n be the auto-covariance matrix induced by an AR(p) process Z_t and $\beta_{n,k} = \mathbf{1}_{I_{n,k}}^T \Sigma_n^{-1} \mathbf{1}_{I_{n,k}}$, $k = 1, \dots, l_n$. Assume that $1 \leq n|I_n| \leq n - 2p$ and $n > 3p$.*

1. If $n|I_n| \leq p$, then

$$\inf_{1 \leq k \leq l_n} \beta_{n,k} = \sum_{i=1}^{n|I_n|} \left(\sum_{t=0}^{i-1} \phi_t \right)^2, \quad (3.7)$$

$$\sup_{1 \leq k \leq l_n} \beta_{n,k} = \inf_{1 \leq k \leq l_n} \beta_{n,k} + \sum_{i=0}^{p-n|I_n|} \left(\sum_{t=1}^{n|I_n|} \phi_{t+i} \right)^2 + \sum_{i=p-n|I_n|}^p \left(\sum_{t=0}^{p-i} \phi_{t+i} \right)^2. \quad (3.8)$$

2. If $p < n|I_n| \leq n - 2p$, then

$$\inf_{1 \leq k \leq l_n} \beta_{n,k} = (n|I_n| - p) \left(\sum_{t=0}^p \phi_t \right)^2 + \sum_{i=1}^p \left(\sum_{t=0}^{i-1} \phi_t \right)^2, \quad (3.9)$$

$$\sup_{1 \leq k \leq l_n} \beta_{n,k} = \inf_{1 \leq k \leq l_n} \beta_{n,k} + \sum_{i=1}^p \left(\sum_{t=0}^{p-i} \phi_{t+i} \right)^2. \quad (3.10)$$

Proof. We refer to the discussion in Section 5.5 in the appendix for technical details.

We use the properties of the block sums $S_{n|I_n|,i}$ of Σ_n^{-1} (see definition 5.6 in the appendix) that are obtained in Lemma 5.7. According to definition 5.6, the quantities $\beta_{n,k}$ can be written as $\beta_{n,k} = S_{n|I_n|,(k-1)n|I_n|+1}$.

Note that it follows immediately from Lemma 5.7 that for any fixed $1 \leq r \leq n - 2p$ the function $S_{r,i}$, $i = 1, \dots, n - r + 1$ is monotone increasing for $i \leq p + 1$, constant for $p + 1 \leq i \leq n - p - r + 1$ and decreasing for $i \geq n - p - r + 1$. Moreover, this function is symmetric in a sense that $S_{r,i} = S_{r,n-r-i+2}$, $i = 1, \dots, n - r + 1$. Therefore, it follows that

$$\inf_{1 \leq k \leq l_n} \beta_{n,k} = \min_{1 \leq k \leq l_n} S_{n|I_n|,(k-1)n|I_n|+1} = S_{n|I_n|,1}$$

and

$$\sup_{1 \leq k \leq l_n} \beta_{n,k} = \max_{1 \leq k \leq l_n} S_{n|I_n|,(k-1)n|I_n|+1} = S_{n|I_n|,p+1}.$$

Note that the condition $n|I_n| < n - 2p$ will guarantee that the maximum is attained at the interval where the function S is constant (for some k that satisfies $p + 1 \leq (k - 1)n|I_n| + 1 \leq n - p - r + 1$) and, consequently, will be equal to $S_{n|I_n|,p+1}$.

We obtain the statement of the lemma applying the recursive formulas of Lemma 5.7. \square

We can now use the results of Theorem 2.1 and get the detection boundaries for two different regimes, when $n|I_n| \leq p$ and $p < n|I_n| \leq n - 2p$. Note that condition (2.4) is automatically satisfied since the inverse covariance matrix Σ_n^{-1} is $2p + 1$ -diagonal.

Remark 3.5. *It seems reasonable, that, in case of bumps of length smaller than p , we would need to analyze the type I error with some finer technique than just the union bound.*

On the other hand, we observe that if $n|I_n| \rightarrow \infty$ and $|I_n| \rightarrow 0$ as $n \rightarrow \infty$, then

$$\sup_{1 \leq k \leq l_n} \beta_{n,k} \asymp n|I_n| \left(\sum_{t=0}^p \phi_t \right)^2 \asymp \inf_{1 \leq k \leq l_n} \beta_{n,k},$$

in accordance with Theorem 3.3.

Corollary 3.6. *Assume that possible locations k of the bump $I_{n,k}$ are separated from the endpoints of the interval: $p < k < n - p - n|I_n|$. Then the upper and lower bound constants match in both cases and are given by formulas (3.8) and (3.10) for the case of $n|I_n| \leq p$ and $p < n|I_n| \leq n - 2p$, respectively.*

Proof. This follows immediately from the discussion in Section 5.5, in particular equations (5.8) and (5.9). \square

4 Simulations

In this section we will perform a small numerical study to examine the finite sample accuracy of the asymptotic upper bounds for the detection boundary. We focus on the situation that the noise ξ_n in (1.1) is generated by an AR(1) process, given by $\phi(z) = 1 - \rho z$ and $\theta(z) \equiv 1$ (in the notation of (3.3)), where $|\rho| < 1$. More precisely, the AR(1) process is given by the equation $Z_t - \rho Z_{t-1} = \zeta_t$, $t \in \mathbb{Z}$ where $\zeta_t \sim \mathcal{N}(0, 1)$ are i.i.d.. Note the slight difference to the setting considered in the introduction and Figure 1, as here the noise does not have standardized margins. From Theorem 3.3 we obtain the detection boundary

$$\sqrt{n|I_n|}\Delta_n \asymp \frac{\sqrt{2}}{1-\rho} \sqrt{-\log |I_n|}. \quad (4.1)$$

In the following we examine the power $1 - \bar{\beta}(\Phi_n)$ for the likelihood ratio test described in Section 2.2.1 by 10^4 simulation runs for $\alpha = 0.05$ with different choices of ρ , n , $|I_n|$ and Δ_n . We fix the value of the detection rate $\sqrt{-\log |I_n|/(n|I_n|)}$ from the detection boundary (4.1) to be roughly 1/6 and consider three different situations, namely small sample size ($|I_n| = 0.1$, $n = 829$), medium sample size ($|I_n| = 0.05$, $n = 2157$) and large sample size ($|I_n| = 0.025$, $n = 5312$). Thus, the remaining free parameters are ρ and Δ_n , and the detection boundary (4.1) connects them by the asymptotic relation

$$\Delta_n \asymp \frac{\sqrt{2}}{1-\rho} \cdot \frac{1}{6} \approx \frac{0.236}{1-\rho}. \quad (4.2)$$

Now we computed the finite sample power in all three situations for $\rho \in \{-0.99, -0.98, \dots, 0.99\}$ and $\Delta_n \in \{0.01, 0.02, \dots, 0.5\}$. The corresponding results are shown in Figure 4. We also depict the contour line of equation (4.2) for a comparison and find a remarkably good agreement with the contour lines of the power function, which strongly supports our theory.

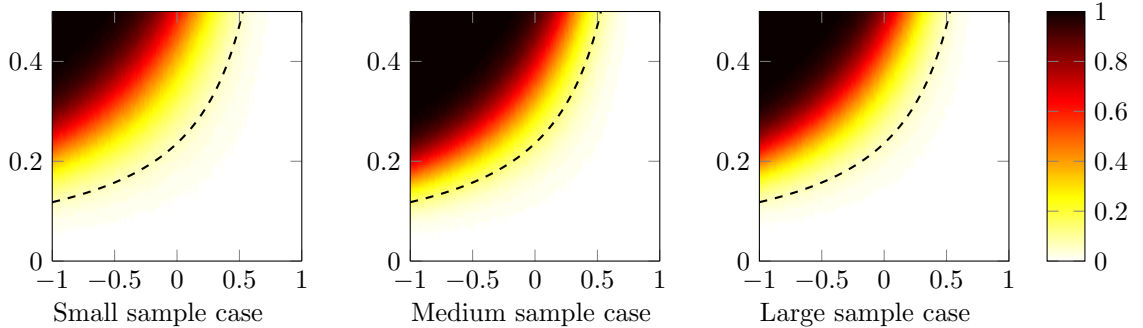


Figure 2: Power of the likelihood ratio test for the AR(1) for ρ (x -axis) vs. Δ_n (y -axis) in three different situations (small sample size $|I_n| = 0.1$, $n = 829$, medium sample size $|I_n| = 0.05$, $n = 2157$ and large sample size $|I_n| = 0.025$, $n = 5312$), each simulated by 10^4 Monte Carlo simulations, together with the contour line of the detection boundary equation (4.2).

5 Appendix

In this section we gather technical lemmas and auxiliary results.

5.1 Weak law of large numbers for arrays of dependent variables

To ease readability, we state a result by Wang and Hu [37] on the WLNN for arrays of dependent random variables used in the proof of the lower bound.

The notion of *h-integrability with exponent 1* was introduced by Sung et al. [35] (derived from the notion of *h-integrability concerning an array of weights*, introduced by Cabrera and Volodin [7]).

Definition 5.1 (Sung et al. [35]). Let $\{X_{nk} : n \in \mathbb{N}, u_n \leq k \leq v_n\}$ be an array of random variables with $v_n - u_n \rightarrow \infty$ as $n \rightarrow \infty$. Additionally, let $r > 0$, and $(k_n)_{n \in \mathbb{N}}$ be a sequence of positive integers, such that $k_n \rightarrow \infty$ as $n \rightarrow \infty$.

Let $(h(n))_{n \in \mathbb{N}}$ be a sequence of positive constants, such that $h(n) \nearrow \infty$ as $n \rightarrow \infty$. The array $\{X_{nk} : n \in \mathbb{N}, u_n \leq k \leq v_n\}$ is said to be *h-integrable with exponent r* if

$$\sup_{n \in \mathbb{N}} \frac{1}{k_n} \sum_{k=u_n}^{v_n} \mathbb{E}[|X_{nk}|^r] < \infty, \quad \text{and} \quad \lim_{n \rightarrow \infty} \frac{1}{k_n} \sum_{k=u_n}^{v_n} \mathbb{E}[|X_{nk}|^r \mathbb{1}\{|X_{nk}|^r > h(n)\}] = 0.$$

With this, we have the following.

Theorem 5.2 (Wang and Hu [37]). Let m be a positive integer. Suppose that $\{X_{nk}, u_n \leq k \leq v_n, n \geq 1\}$ is an array of non-negative random variables with $\text{Cov}(X_{nj}, X_{nk}) \leq 0$ whenever $|j - k| \geq m$, $u_n \leq j, k \leq v_n$, for each $n \geq 1$ and is $R - h$ -integrable with exponent $r = 1$ for a sequence $k_n \rightarrow \infty$ and $h(n) \uparrow \infty$, such that $h(n)/k_n \rightarrow 0$ as $n \rightarrow \infty$. Then

$$\frac{1}{k_n} \sum_{k=u_n}^{v_n} (X_{nk} - EX_{nk}) \rightarrow 0$$

in L_1 and hence in probability, as $n \rightarrow \infty$.

Remark 5.3. We can relax the condition $\text{Cov}(X_{nj}, X_{nk}) \leq 0$ whenever $|j - k| \geq m$, $u_n \leq j, k \leq v_n$ in Theorem 5.2 to requiring only that

$$\limsup_{n \rightarrow \infty} \frac{1}{k_n^2} \sum_{\substack{j, k = u_n \\ |j - k| \geq m}}^{v_n} \text{Cov}(X_{nj}, X_{nk}) \leq 0.$$

5.2 Adaptive results

Here we will prove an extension Theorem 2.1 to the case of an unknown sign of Δ_n , i.e. the bump amplitude is either $|\Delta_n|$ or $-|\Delta_n|$. This leads to the testing problem

$$H_0 : Y \sim \mathcal{N}(0, \Sigma_n) \quad \text{against} \quad H_1^n : \exists 1 \leq k \leq l_n, \exists s \in \{-1, 1\} \quad \text{s.t.} \quad Y \sim \mathcal{N}(s|\Delta_n| \mathbf{1}_{I_{n,k}}, \Sigma_n). \quad (5.1)$$

Theorem 5.4. Suppose that we observe data from the model (1.1) with a known matrix $\Sigma_n \in \mathbb{R}^{n \times n}$ and μ_n as in (1.2) such that Assumption 2 is satisfied. Consider the hypothesis testing problem (5.1).

Upper detection bound: If, for a sequence $(\varepsilon_n)_{n \in \mathbb{N}}$ satisfying (2.1),

$$|\Delta_n| \inf_{1 \leq k \leq l_n} \sqrt{\beta_{n,k}} \gtrsim (\sqrt{2} + \varepsilon_n) \sqrt{-\log |I_n|}, \quad (5.2)$$

then there is a test Φ_n^* satisfying $\bar{\alpha}(\Phi_n^*) \leq \alpha$ for all $n \in \mathbb{N}$ and $\limsup_{n \rightarrow \infty} \bar{\beta}(\Phi_n^*) \leq \alpha$.

Lower detection bound: Let, for a sequence $(\varepsilon_n)_{n \in \mathbb{N}}$ satisfying (2.1),

$$|\Delta_n| \sup_{1 \leq k \leq l_n} \sqrt{\beta_{n,k}} \lesssim (\sqrt{2} - \varepsilon_n) \sqrt{-\log |I_n|}, \quad (5.3)$$

and in addition,

$$\frac{1}{l_n^2} \sum_{\substack{k, k' = 1 \\ |k - k'| > m}}^{l_n} \exp(\Delta_n^2 \gamma_{n,k,k'}) = 1 + o(1), \quad (5.4)$$

as $n \rightarrow \infty$ for some $m \in \mathbb{N}_0$. Then any sequence of tests $(\Phi_n)_{n \in \mathbb{N}}$ with $\limsup_{n \rightarrow \infty} \bar{\alpha}(\Phi_n) \leq \alpha$ will obey $\limsup_{n \rightarrow \infty} \bar{\beta}(\Phi_n) \geq 1 - \alpha$, i.e. the bump is asymptotically undetectable.

Proof. Upper detection bound: Define a new sequence of level α tests $(\tilde{\Phi}_n)_{n \in \mathbb{N}}$ through $\tilde{\Phi}_n = \mathbb{1}\{\tilde{T}_n(Y) > \tilde{c}_{\alpha,n}\}$, where

$$\tilde{T}_n(Y) = \sup_{1 \leq k \leq l_n} \frac{|\mathbf{1}_{I_{n,k}}^T \Sigma_n^{-1} Y|}{\sqrt{\beta_{n,k}}},$$

and $\tilde{c}_{\alpha,n} = \sqrt{2 \log \frac{2l_n}{\alpha}}$. The claim follows exactly as in the proof of Theorem 2.1.

Lower detection bound: Let $H_{1,k,s|\Delta_n|}$ denote the partial alternative given that the position of the bump is k and its height is $s|\Delta_n|$, where $s \in \{-1, 1\}$. Let $L_{n,k,s|\Delta_n|}$ be the corresponding likelihood ratio. Following the arguments in the proof of Theorem 2.1, for a sequence of level- α tests, we have

$$\begin{aligned} \bar{\beta}(\Phi_n) - \alpha &= \inf_{1 \leq k \leq l_n} \inf_{s \in \{-1, 1\}} \mathbb{E}_{1,k,s|\Delta_n|}[\Phi_n] - \alpha \\ &\leq \frac{1}{2l_n} \sum_{k=1}^{l_n} \sum_{s \in \{-1, 1\}} [\mathbb{E}_{1,k,s|\Delta_n|}[\Phi_n] - \alpha] \\ &\leq \frac{1}{2l_n} \sum_{k=1}^{l_n} \sum_{s \in \{-1, 1\}} \mathbb{E}_{H_0} [(L_{n,k,s|\Delta_n|}(Y) - 1) \Phi_n(Y)] + o(1) \\ &\stackrel{(*)}{=} \frac{1}{l_n} \sum_{k=1}^{l_n} \mathbb{E}_{H_0} [(L_{n,k,|\Delta_n|}(Y) - 1) \Phi_n(Y)] + o(1) \\ &= \mathbb{E}_{H_0} \left[\frac{1}{l_n} \sum_{k=1}^{l_n} L_{n,k,|\Delta_n|}(Y) - 1 \right] + o(1), \end{aligned}$$

where $(*)$ follows from the fact that $L_{n,k,-|\Delta_n|}(Y) \stackrel{\mathcal{D}}{=} L_{n,k,|\Delta_n|}(Y)$ under H_0 . Now the claim follows exactly as in the proof of Theorem 2.1 and implies the same lower bound on $|\Delta_n|$ with the same conditions on the covariance matrix Σ_n . \square

As already mentioned in Remark 2.4, this implies e.g. that the (asymptotic) detection boundary derived in Corollary 2.2 is in fact also the adaptive (asymptotic) detection boundary for an unknown Δ_n of arbitrary isgn.

5.3 Decay of precision matrices

The following result is due to Jaffard [22] and was used in [19] as a key tool in the analysis of a higher criticism test for detecting of sparse signals observe in correlated noise. Here is the statement of the lemma as it was formulated and proven in [19].

Lemma 5.5 (Hall and Jin [19]). *Let Σ_n , $n \geq 1$ be a sequence of $n \times n$ correlation matrices, such that $\|\Sigma_n\| \geq c > 0$. If for some constants $\lambda > 0, C > 0$,*

$$|\Sigma_n(i, j)| \leq C(1 + |i - j|)^{-(1+\lambda)},$$

then there is a constant $C' > 0$ depending on λ, M , and c , such that

$$|\Sigma_n^{-1}(i, j)| \leq C'(1 + |i - j|)^{-(1+\lambda)}.$$

5.4 Long-run variance of partial sums of a stationary time series

Here we give the well-known result due to Ibragimov and Linnik on the explicit formula for the variance of the sum of n consecutive realizations of a stationary process. It can be found in Ibragimov and Linnik [20], Section 18.2, Theorem 18.2.1. We adapt the notation to our case. Suppose that $(X_n)_{n \in \mathbb{Z}}$ is a centered stationary sequence with the autocovariance function $\gamma(h)$, $h \in \mathbb{Z}$ and the spectral density $f(\nu)$, $\nu \in [-1/2, 1/2)$. Let $S_n = \sum_{i=1}^n X_i$.

Theorem 5.6 (Ibragimov and Linnik [20]). *The variance of S_n in terms of $\gamma(h)$ and $f(\nu)$ is given by*

$$\text{Var}[S_n] = \sum_{|h| \leq n} (n - |h|) \gamma(h) = \int_{-1/2}^{1/2} \frac{\sin^2(\pi n \nu)}{\sin^2(\pi \nu)} f(\nu) d\nu.$$

If the spectral density $f(\nu)$ is continuous at $\nu = 0$, then

$$\text{Var}[S_n] = f(0)n + o(n), \quad n \rightarrow \infty.$$

5.5 Properties of the precision matrix of an AR(p) process

The precision matrix $\Sigma_n^{-1} = (\Sigma_n^{-1}(i, j))$, $i, j = 1, \dots, n$ is a $n \times n$ symmetric $2p+1$ -diagonal matrix with the upper-triangle elements given by (see [32])

$$\Sigma_n^{-1}(i, j) = \begin{cases} \sum_{t=0}^{i-1} \phi_t \phi_{t+j-i}, & 1 \leq i \leq j \leq p \\ \sum_{t=0}^{p+i-j} \phi_t \phi_{t+j-i}, & 1 \leq i \leq n-p, \max(i, p+1) \leq j \leq i+p \\ \sum_{t=0}^{n-j} \phi_t \phi_{t+j-i}, & n-p+1 \leq i \leq j \leq n \\ 0, & i+p < j \leq n, i \leq n-p. \end{cases} \quad (5.5)$$

Note that Σ_n^{-1} is symmetric with respect to both the main diagonal and the antidiagonal, so that $\Sigma_n^{-1}(i, j) = \Sigma_n^{-1}(j, i)$ and $\Sigma_n^{-1}(i, j) = \Sigma_n^{-1}(n+1-j, n+1-i)$.

We can see from (5.5) that Σ_n^{-1} has two symmetric blocks $L = (l_{ij})$ and $R = (r_{ij})$ of size p with the elements related as $l_{ij} = r_{p+1-i, p+1-j} = \Sigma_n^{-1}(i, j)$, $i, j = 1, \dots, p$ (red blocks in Fig. 5.5). The other elements of Σ_n^{-1} are constant on the diagonals and are given by $\Sigma_n^{-1}(i, i+k) = D_k$, $i = p-k+1, k = 1, \dots, p$ (blue parts of the matrix in Fig. 5.5), where

$$D_k = \sum_{t=0}^{p-k} \phi_t \phi_{t+k}, \quad k = 0, \dots, p.$$

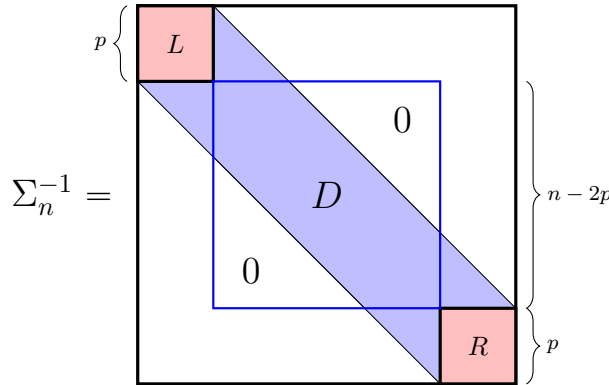


Figure 3: The matrix Σ_n^{-1} is symmetric $2p+1$ -diagonal, the blocks L and R of size p are of size p , the blue part is has the same values D_k on the diagonals. The white part consists of zeros.

We are interested in the diagonal block sums of Σ_n^{-1} over the blocks of size r . We suppose that $1 \leq r < \lfloor n/2 \rfloor - p$. The block sums of interest are

$$S_{r,m} = \mathbf{1}_{J_{r,m}}^T \Sigma_n^{-1} \mathbf{1}_{J_{r,m}}, \quad m = 1, \dots, n-r+1 \quad (5.6)$$

where $\mathbf{1}_{J_{r,m}} \in \mathbb{R}^n$ is the vector with entries

$$\mathbf{1}_{J_{r,m}}(i) = \begin{cases} 1, & i = m, \dots, m+r-1, \\ 0, & \text{otherwise} \end{cases}$$

Note that the key quantities $\beta_{n,k}$ that appear in the lower and upper bounds of testing (2.3) and (2.7) are related to $S_{r,k}$ as follows,

$$\beta_{n,k} = S_{n|I_n|, (k-1)n|I_n|+1}, \quad k = 1, \dots, l_n.$$

Lemma 5.7. *Suppose that $1 \leq r \leq n-2p$ and that $n \geq 3p$. The quantities $S_{r,i}$, $i = 1, \dots, n-r+1$ can be calculated directly using the following recursive formulas.*

1. The first block sum is given by

$$S_{r,1} = \begin{cases} \sum_{j=1}^r \left(\sum_{t=0}^{j-1} \phi_t \right)^2, & 1 \leq r \leq p, \\ \sum_{j=1}^p \left(\sum_{t=0}^{j-1} \phi_t \right)^2 + (r-p) \left(\sum_{t=0}^p \phi_t \right)^2, & p \leq r \leq n-p \end{cases} \quad (5.7)$$

2. If $r \leq p$, then

$$S_{r,i+1} = S_{r,i} + \begin{cases} \left(\sum_{t=0}^{r-1} \phi_{t+i} \right)^2, & 1 \leq i \leq p+1-r \\ \left(\sum_{t=0}^{p-i} \phi_{t+i} \right)^2, & p+1-r \leq i \leq p \\ 0, & p+1 \leq i \leq n-p-r \\ - \left(\sum_{t=n-i-p}^{r-1} \phi_{n-i-t} \right)^2, & n-p-r+1 \leq i \leq n-p \\ - \left(\sum_{t=0}^{r-1} \phi_{n-i-t} \right)^2, & n-p \leq i \leq n-r \end{cases} \quad (5.8)$$

3. If $p \leq r \leq n-2p$, then

$$S_{r,i+1} = S_{r,i} + \begin{cases} \left(\sum_{t=0}^{p-i} \phi_{t+i} \right)^2, & 1 \leq i \leq p \\ 0, & p+1 \leq i \leq n-p-r \\ - \left(\sum_{t=n-i-p}^{r-1} \phi_{n-i-t} \right)^2, & n-p-r+1 \leq i \leq n-r. \end{cases} \quad (5.9)$$

The proof of the lemma is omitted. It follows from simple algebra and the relation

$$D_0 + 2 \sum_{k=1}^p D_k = \sum_{t=0}^p \phi_t^2 + 2 \sum_{k=1}^p \sum_{t=0}^{p-k} \phi_t \phi_{t+k} = \left(\sum_{t=0}^p \phi_t \right)^2.$$

Acknowledgments

Axel Munk and Frank Werner gratefully acknowledge financial support by the German Research Foundation DFG through subproject A07 of CRC 755, and Markus Pohlmann acknowledges support through RTG 2088.

References

- [1] Aue, A. and Horváth, L. (2013). Structural breaks in time series. *Journal of Time Series Analysis*, 34(1):1–16.
- [2] Baraud, Y. (2002). Non-asymptotic minimax rates of testing in signal detection. *Bernoulli*, 8(5):577–606.
- [3] Böttcher, A. and Grudsky, S. M. (2000). *Toeplitz matrices, asymptotic linear algebra and functional analysis*, volume 67. Springer.
- [4] Böttcher, A. and Silbermann, B. (2012). *Introduction to large truncated Toeplitz matrices*. Springer.
- [5] Brockwell, P. J. and Davis, R. A. (1991). *Time Series: Theory and Methods*. Springer New York.
- [6] Brodsky, E. and Darkhovsky, B. S. (1993). *Nonparametric methods in change-point problems*. Kluwer Acad. Publ., the Netherlands.
- [7] Cabrera, M. O. and Volodin, A. I. (2005). Mean convergence theorems and weak laws of large numbers for weighted sums of random variables under a condition of weighted integrability. *Journal of Mathematical Analysis and Applications*, 305(2):644–658.
- [8] Carlstein, E., Müller, H.-G., and Siegmund, D., editors (1994). *Change-point problems*, volume Volume 23 of *Lecture Notes–Monograph Series*. Institute of Mathematical Statistics, Hayward, CA.
- [9] Chakar, S., Lebarbier, E., Lévy-Leduc, C., Robin, S., et al. (2017). A robust approach for estimating change-points in the mean of an AR(1) process. *Bernoulli*, 23(2):1408–1447.
- [10] Chan, H. P. and Walther, G. (2011). Detection with the scan and the average likelihood ratio. *Statist. Sinica*, 23:409–428.
- [11] Csörgő, M. and Horváth, L. (1997). *Limit Theorems in Change-Point Analysis*. Wiley & Sons.
- [12] Dette, H., Schöler, T., and Vetter, M. (2018). Multiscale change point detection for dependent data. *arXiv preprint arXiv:1811.05956*.
- [13] Dümbgen, L. and Spokoiny, V. G. (2001). Multiscale testing of qualitative hypotheses. *Ann. Statist.*, 29(1):124–152.
- [14] Dümbgen, L. and Walther, G. (2008). Multiscale inference about a density. *Ann. Statist.*, 36(4):1758–1785.
- [15] Enikeeva, F., Munk, A., and Werner, F. (2018). Bump detection in heterogeneous gaussian regression. *Bernoulli*, 24(2):1266–1306.
- [16] Frick, K., Munk, A., and Sieling, H. (2014). Multiscale change point inference. *J. R. Stat. Soc. Ser. B. Stat. Methodol.*, 76(3):495–580. With discussions and a rejoinder by the authors.
- [17] Goldenshluger, A., Juditsky, A., and Nemirovski, A. (2015). Hypothesis testing by convex optimization. *Electron. J. Statist.*, 9(2):1645–1712.
- [18] Gut, A. (1992). The weak law of large numbers for arrays. *Statistics & Probability Letters*, 14(1):49 – 52.
- [19] Hall, P. and Jin, J. (2010). Innovated higher criticism for detecting sparse signals in correlated noise. *The Annals of Statistics*, 38(3):1686–1732.

- [20] Ibragimov, I. and Linnik, J. (1971). *Independent and stationary sequences of random variables*. Wolters-Noordhoff.
- [21] Ingster, Y. I. (1993). Asymptotically minimax hypothesis testing for nonparametric alternatives. I-III. *Math. Methods Statist.*, 2:85–114, 171–189, 249–268.
- [22] Jaffard, S. (1990). Propriétés des matrices bien localisées près de leur diagonale et quelques applications. *Annales de l'I.H.P. Analyse non linéaire*, 7(5):461–476.
- [23] Jeng, X. J., Cai, T. T., and Li, H. (2010). Optimal sparse segment identification with application in copy number variation analysis. *J. Amer. Statist. Assoc.*, 105(491):1156–1166.
- [24] Keshavarz, H., Scott, C., and Nguyen, X. L. (2015). Optimal change point detection in gaussian processes. *arXiv preprint 1506.01338*.
- [25] Keshavarz, H., Scott, C., and Nguyen, X. L. (2018). Optimal change point detection in gaussian processes. *Journal of Statistical Planning and Inference*, 193:151–178.
- [26] Krivobokova, T., Briones, R., Hub, J. S., Munk, A., and de Groot, B. L. (2012). Partial least-squares functional mode analysis: Application to the membrane proteins aqp1, aqy1, and clc-ec1. *Biophysical Journal*, 103(4):786 – 796.
- [27] Neher, E. and Sakmann, B. (1995). *Single-channel recording*. Plenum Press, New York.
- [28] Pein, F., Sieling, H., and Munk, A. (2017). Heterogeneous change point inference. *J. R. Stat. Soc. Ser. B. Stat. Methodol.*, 79(4):1207–1227.
- [29] Pein, F., Tecuapetla-Gomez, I., SchÄ¼tte, O. M., Steinem, C., and Munk, A. (2018). Fully-automatic multiresolution idealization for filtered ion channel recordings: Flickering event detection. *IEEE Trans. NanoBioscience*, 17(3):300–320.
- [30] Shen, A. and Volodin, A. (2017). Weak and strong laws of large numbers for arrays of rowwise end random variables and their applications. *Metrika*, 80(6-8):605–625.
- [31] Shumway, R. H. and Stoffer, D. S. (2000). Time series analysis and its applications. *Studies In Informatics And Control*, 9(4):375–376.
- [32] Siddiqui, M. M. (1958). On the inversion of the sample covariance matrix in a stationary autoregressive process. *The Annals of Mathematical Statistics*, 29(2):585–588.
- [33] Siegmund, D. (1985). *Sequential analysis: tests and confidence intervals*. Springer Series in Statistics. Springer.
- [34] Singer, M., Krivobokova, T., and Munk, A. (2017). Kernel partial least squares for stationary data. *J. Mach. Learn. Res.*, 18:Paper No. 123, 41.
- [35] Sung, S. H., Lisawadi, S., and Volodin, A. (2008). Weak laws of large numbers for arrays under a condition of uniform integrability. *J. Korean Math. Soc.*, 45(1):289–300.
- [36] Tsybakov, A. B. (2009). *Introduction to nonparametric estimation*, volume 11. Springer.
- [37] Wang, X. and Hu, S. (2014). Weak laws of large numbers for arrays of dependent random variables. *Stochastics*, 86(5):759–775.