

Cooperative Rate-Splitting for MISO Broadcast Channel with User Relaying

Jian Zhang, Bruno Clerckx, *Senior Member, IEEE*, Jianhua Ge, and Yijie Mao

Abstract

Due to its promising performance in a wide range of practical scenarios, Rate-Splitting Multiple Access (RSMA) has recently received significant attention in academia for the downlink of communication systems. In this letter, we propose and analyse a Cooperative Rate-Splitting (CRS) strategy based on the three-node relay channel where the transmitter is equipped with multiple antennas. By splitting user messages and linearly precoding common and private streams at the transmitter, and opportunistically asking the relaying user to forward its decoded common message, CRS can efficiently cope with a wide range of propagation conditions (disparity of user channel strengths and directions) and compensate for performance degradation due to deep fading. The precoder design and resource allocation scheme are optimized by solving the Weighted Sum Rate (WSR) maximization problem. Numerical results demonstrate that our proposed CRS scheme can achieve an explicit rate region improvement compared to its non-cooperative counterpart and other cooperative strategies (such as cooperative NOMA).

Index Terms

rate-splitting, resource allocation, relay broadcast channel, rate region, WMMSE algorithm.

I. INTRODUCTION

The classical three-node relay channel (or cooperative network) was first introduced by Van Der Meulen [1]. Due to its superior ability to improve the reliability, cooperative network has been extensively studied from various aspects, including cooperative diversity, capacity, and resource allocation [2]–[6]. Of particular interest is the cooperative Relay Broadcast Channel (RBC) [7], [8]. In the partially two-user RBC, user 1 acts as a relay node and forwards cooperative

J. Zhang and J. Ge are with the ISN State Key Laboratory, Xidian University, Xi'an, China (e-mail: j.zhang18@imperial.ac.uk, jhge@xidian.edu.cn). B. Clerckx is with Imperial College London, London SW7 2AZ, UK (email: b.clerckx@imperial.ac.uk). Y. Mao is with The University of Hong Kong, Hong Kong, China (email: maoyijie@eee.hku.hk). This work has been partially supported by the EPSRC of the UK under grant EP/N015312/1.

information to user 2 through a relay-aided link. Such strategy is helpful in the deployments where user 1 experiences a better channel than user 2 and may decode information intended for user 2 in addition to its own information. In the special case where the partially RBC is degraded, the rate region achieved by user cooperation is shown to be the capacity region [7]. This idea has recently been revived in the context of cooperative Non-Orthogonal Multiple Access (NOMA). As NOMA¹ similarly leverages the user channel disparity, cooperative NOMA is capable to improve the outage performance, as well as the spectral and energy efficiencies over orthogonal multiple access in the degraded RBC [9]–[12].

However, although NOMA based on Superposition Coding (SC) and Successive Interference Cancellation (SIC) performs well in degraded Single-Input Single-Output Broadcast Channel (SISO BC), it faces several bottlenecks in a multi-antenna scenario, such as Degrees-of-Freedom (DoF) loss, performance degradation when user channels are not closely aligned [13], [14]. In contrast to NOMA that relies on some users to fully decode the messages of other users (i.e. fully decode interference), Rate-Splitting (RS) also exploits SIC but exploits a more flexible framework of non-orthogonal transmission, which enables to partially decode interference and partially treat remaining interference as noise, and hence provide significant benefits in terms of spectral efficiency [13], [15]–[20], energy efficiency [21], robustness [22], and CSI feedback overhead reduction [15], [23]. In addition, on the standpoint of encoding structure, the combination of a common stream decoded by all users and private streams dedicated to each user also provides a fundamental compatibility with other advanced techniques [24]. Such promising compatibility further motivates us to investigate the application of RS in cooperative relaying.

In this letter, a cooperative strategy is proposed to naturally link the multi-antenna RS technique, developed for multi-antenna BC, and a three-node relay broadcast channel with one transmitter and two receivers. The proposed scheme, denoted as Cooperative RS (CRS), relies on user cooperation such that the rate of the common stream in RS can be enhanced. The transmitter splits user messages into common and private parts, encodes them into common and private streams and linearly precodes them before transmission. One user then decodes the common stream and forwards it to the other user, therefore helping that user to better decode the common stream. After performing SIC and removing the common stream, both users decode

¹There exist different forms of NOMA strategies. In this letter, we only refer to power-domain NOMA and simply use the terminology “NOMA”.

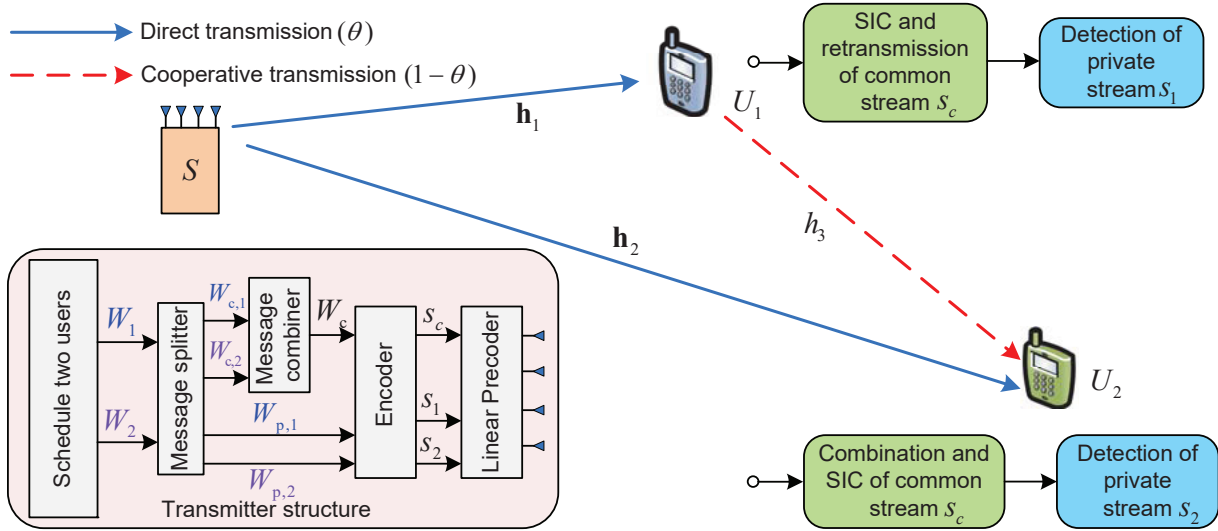


Fig. 1. Cooperative Rate-splitting scheme.

their respective private stream. With the proposed flexible framework, CRS leverages the benefits not only of RS for multi-antenna BC [13]–[16], but also of user cooperation [2]–[4], [7], [8]. For some channel conditions, the CRS framework boils down to Non-cooperative RS (NRS) whenever user cooperation is not needed, and encompasses cooperative NOMA as a special case. The precoder design and resource allocation problem with the objective of maximizing the Weighted Sum Rate (WSR) are further investigated. A modified Weighted Minimum Mean Square Error (WMMSE) approach is proposed to solve the challenging non-convex problem by using Alternating Optimization (AO). Simulation results demonstrate that our proposed CRS is more flexible than NRS, cooperative NOMA, fixed equal-time cooperative RS, and can achieve an explicit rate region improvement compared to these baseline schemes in a wide range of propagation conditions.

II. SYSTEM MODEL

Consider a three-node downlink cooperative network as shown in Fig. 1, where a base station S equipped with N_T ($N_T \geq 2$) transmit antennas intends to communicate with two single-antenna users U_1 and U_2 . U_1 is regarded as user relaying and the Non-regenerative Decode-and-Forward (NDF) protocol [5] is employed to help the transmission of U_2 . Three wireless channels at links $S \rightarrow U_1$, $S \rightarrow U_2$, $U_1 \rightarrow U_2$ are denoted as \mathbf{h}_1 , \mathbf{h}_2 , and h_3 , respectively. Following the RS principle, the message W_k intended to user- k , $\forall k \in \{1, 2\}$, is split into a common part $W_{c,k}$ and

a private part $W_{p,k}$. The common parts $W_{c,1}$ and $W_{c,2}$ are encoded into the stream s_c using a common codebook, and hence is decoded by both users. $W_{p,1}$ and $W_{p,2}$ are encoded into private streams s_1 and s_2 , respectively. The three streams $\mathbf{s} = [s_c, s_1, s_2]$ are linearly precoded using $\mathbf{P} = [\mathbf{p}_c, \mathbf{p}_1, \mathbf{p}_2]$, where $\{\mathbf{p}_c, \mathbf{p}_1, \mathbf{p}_2\} \in \mathbb{C}^{N_T \times 1}$. The resulting transmit signal is

$$\mathbf{x} = \mathbf{P}\mathbf{s} = \mathbf{p}_c s_c + \mathbf{p}_1 s_1 + \mathbf{p}_2 s_2. \quad (1)$$

Assuming that $\mathbb{E}\{\mathbf{s}\mathbf{s}^H\} = \mathbf{I}$, the transmit power constraint at S is given as $\text{tr}(\mathbf{P}\mathbf{P}^H) \leq P_t$.

In this work, we assume that the relaying user operates in the Half-Duplex (HD) mode where the communication process is completed in two consecutive slots. Different from the conventional HD equal-time allocation strategies, we further introduce a parameter θ ($0 < \theta \leq 1$) to represent the channel resource allocation between the two time-domain orthogonal channels. More specifically, for a given total time, the fraction of time θ is allocated to the direct transmission ($S \rightarrow U_1, S \rightarrow U_2$), and the remaining fraction $(1-\theta)$ is allocated to the cooperative transmission ($U_1 \rightarrow U_2$).

In the direct transmission (or first) slot, the base station sends the superposed signal \mathbf{x} to U_1 and U_2 simultaneously following the general RS principle. Therefore, the received signal at user- k in the first slot is written as

$$y_k^1 = \mathbf{h}_k^H \mathbf{x} + n_k, \quad (2)$$

where $n_k \sim \mathcal{CN}(0, \sigma_k^2)$ is the Additive White Gaussian Noise (AWGN). Without loss of generality, we assume that Channel State Information² (CSI) of all links are known perfectly at S , and the noise variances across users are equal to one.

During this slot, the common stream s_c is decoded at both users using SIC while treating all the other streams as noise. Hence, the instantaneous signal to interference plus noise ratio (SINR) of decoding s_c at user- k is

$$\gamma_{c,k}^1 = \frac{|\mathbf{h}_k^H \mathbf{p}_c|^2}{|\mathbf{h}_k^H \mathbf{p}_1|^2 + |\mathbf{h}_k^H \mathbf{p}_2|^2 + 1}, \quad (3)$$

²Although the superiority of RS under imperfect CSIT has been extensively discussed in [15], [16], [22], RS has also been shown to be useful in perfect CSIT settings [13], [14], [19], and our objective of this work is to obtain some insightful results about the application of RS in cooperative relaying. Therefore, we only focus on the perfect CSIT case here, and the analysis of imperfect CSIT is beyond the scope of this letter.

and the SINR of decoding private stream s_k at user- k is

$$\gamma_k^1 = \frac{|\mathbf{h}_k^H \mathbf{p}_k|^2}{|\mathbf{h}_k^H \mathbf{p}_j|^2 + 1}, \quad (4)$$

where $k, j \in 1, 2$ and $k \neq j$. Consequently, the achievable rate of private stream s_k is given as $R_{p,k} = \theta \log_2(1 + \gamma_k^1)$.

During the cooperative (or second) slot, U_1 re-encodes the decoded common stream s_c using a different codebook generated independently from that of S , and then forwards it to U_2 in a power level P_R , while S remains silent. As a result, the received signal from the SISO relay-aided path at U_2 is given by $y_2^2 = h_3 \sqrt{P_R} s_c + n_3$, and the corresponding SINR is $\gamma_{c,2}^2 = |h_3 \sqrt{P_R}|^2$.

Following a strategy similar to [2]–[6], U_2 then combines the decoding results of the two slots for s_c . To ensure that s_c can be decoded successfully by both U_1 and U_2 , the achievable rate of the common stream is given by

$$R_c = \min [\theta \log_2(1 + \gamma_{c,1}^1), \theta \log_2(1 + \gamma_{c,2}^1) + (1 - \theta) \log_2(1 + \gamma_{c,2}^2)]. \quad (5)$$

In this letter, we focus on the WSR maximization problem in this HD cooperative network. For a given pair of user weights $\mathbf{u} = [u_1, u_2]$ and a given time allocation factor θ , the WSR optimization problem is formulated as:

$$R_{WSR}(\mathbf{u}, P_t, P_R, \theta): \begin{cases} \max_{\mathbf{P}, \mathbf{c}} u_1 R_{1,\text{tot}} + u_2 R_{2,\text{tot}} & (6a) \\ \text{s.t. } c_1 + R_{p,1} \geq R_1^{\text{tar}} & (6b) \\ c_2 + R_{p,2} \geq R_2^{\text{tar}} & (6c) \\ c_1 + c_2 \leq R_c & (6d) \\ c_1 \geq 0, c_2 \geq 0 & (6e) \\ \text{tr}\{\mathbf{P}\mathbf{P}^H\} \leq P_t & (6f) \end{cases}$$

where c_k denotes the rate of the common part of the k -th user's message (i.e., $W_{c,k}$), and $\mathbf{c} = [c_1, c_2]$. $R_{k,\text{tot}} = R_{p,k} + c_k$ denotes the total rate of user- k . (6b) and (6c) are the Quality-of-Service (QoS) constraints. R_1^{tar} and R_2^{tar} denote the individual rate constraints of U_1 and U_2 , respectively. (6d) is the common rate constraint. Constraint (6e) implies the corresponding rate is non-negative. (6f) is the transmit power constraint at S .

The CRS scheme described above offers a flexible formulation, and encompasses several conventional schemes as special cases. Specifically, by adjusting the parameter θ to 1, CRS switches to conventional NRS, thus retaining all the superiority of NRS over Non-cooperative

	s_1	s_2	s_c	θ
N-NOMA	W_1	-	W_2	$\theta = 1$
MU-LP	W_1	W_2	-	$\theta = 1$
NRS	$W_{p,1}$	$W_{p,2}$	$W_{c,1}, W_{c,2}$	$\theta = 1$
ERS	$W_{p,1}$	$W_{p,2}$	$W_{c,1}, W_{c,2}$	$\theta = 1/2$
ODF	-	-	W_2	$0 < \theta < 1$
C-NOMA	W_1	-	W_2	$0 < \theta < 1$
CRS	$W_{p,1}$	$W_{p,2}$	$W_{c,1}, W_{c,2}$	$0 < \theta < 1$

decoded only by its intended user
decoded by both users

Fig. 2. Mapping of messages to streams.

NOMA (N-NOMA) and Multi-User Linear Precoding³ (MU-LP) naturally. By adjusting θ to $1/2$, CRS reduces to the common fixed Equal-time Cooperative RS (ERS), which is easy to implement in practice. Additionally, by encoding the entire W_2 into s_c while allocating no power to \mathbf{p}_2 , i.e., $\mathbf{x} = \mathbf{p}_c s_c + \mathbf{p}_1 s_1$ with flexible θ , CRS boils down to a multi-antenna version of cooperative NOMA (C-NOMA) with dynamic time allocation. Moreover, by switching off \mathbf{p}_k and encoding the entire W_2 into s_c , i.e., $\mathbf{x} = \mathbf{p}_c s_c$ with flexible θ , Single-user Opportunistic Decode-and-Forward Transmission (ODF) in [4] is directly obtained as an extreme case where U_1 is served as a dedicated relay. The mapping of messages to streams, introduced in [14] for non-cooperative setting, is further extended to the cooperative setting in Fig. 2 for several subset schemes.

III. OPTIMIZATION FRAMEWORK

Since the problem in (6) is non-convex and very challenging to solve, in this section, we propose an AO algorithm based on modified WMMSE approach to jointly design the beamforming vectors and time-allocation parameter.

Although the Mean Square Error (MSE) expressions and Minimum MSE (MMSE) receivers are known in the literature [25], below we start by rewriting them for coherent presentation. Let

³As for the comprehensive comparisons between NRS, N-NOMA and MU-LP in various scenarios, and how NRS generalizes and subsumes several relevant schemes as special cases, readers are referred to [13], [14].

$\widehat{s}_{c,k} = g_{c,k} y_k^1$ denote the user- k 's estimate of s_c in the direct transmission, where $g_{c,k}$ is a scalar equalizer. After SIC, the estimate of s_k is obtained as $\widehat{s}_k = g_k(y_k^1 - \mathbf{h}_k^H \mathbf{p}_c \widehat{s}_{c,k})$, where g_k is the equalizer. The MSE of the common stream at user- k is defined as $\varepsilon_{c,k} \triangleq \mathbb{E}\{|\widehat{s}_{c,k} - s_c|^2\}$, and the MSE of the private stream is defined as $\varepsilon_k = \mathbb{E}\{|\widehat{s}_k - s_k|^2\}$. Letting $T_{c,k} = |\mathbf{p}_c^H \mathbf{h}_k|^2 + T_k$ and $T_k = \sum_{i=1}^2 |\mathbf{p}_i^H \mathbf{h}_k|^2 + 1$, the MSEs can be expressed as:

$$\begin{aligned}\varepsilon_{c,k} &= |g_{c,k}|^2 T_{c,k} - 2\Re\{g_{c,k} \mathbf{h}_k^H \mathbf{p}_c\} + 1, \\ \varepsilon_k &= |g_k|^2 T_k - 2\Re\{g_k \mathbf{h}_k^H \mathbf{p}_k\} + 1.\end{aligned}\quad (7)$$

By solving $\frac{\partial \varepsilon_{c,k}}{\partial g_{c,k}} = 0$ and $\frac{\partial \varepsilon_k}{\partial g_k} = 0$, the well-known MMSE equalizers are obtained as $g_{c,k}^{\text{MMSE}} = \mathbf{p}_c^H \mathbf{h}_k T_{c,k}^{-1}$, and $g_k^{\text{MMSE}} = \mathbf{p}_k^H \mathbf{h}_k T_k^{-1}$. Substituting the equalizers into (7), the MMSEs are given as

$$\varepsilon_{c,k}^{\text{MMSE}} = \min_{g_{c,k}} \varepsilon_{c,k} = T_{c,k}^{-1} I_{c,k}, \quad \varepsilon_k^{\text{MMSE}} = \min_{g_k} \varepsilon_k = T_k^{-1} I_k, \quad (8)$$

where $I_{c,k} = T_k$ and $I_k = T_k - |\mathbf{p}_k^H \mathbf{h}_k|^2$.

The MMSEs and the SINRs in (3) and (4) are related such that $\gamma_{c,k}^1 = 1/\varepsilon_{c,k}^{\text{MMSE}} - 1$ and $\gamma_k^1 = 1/\varepsilon_k^{\text{MMSE}} - 1$. Consequently, the achievable private rate of user- k is given by $R_{p,k} = -\log_2(\varepsilon_k^{\text{MMSE}})$, and the corresponding common rate is given by $R_{c,k}^1 = -\log_2(\varepsilon_{c,k}^{\text{MMSE}})$. The augmented WMSEs are expressed as

$$\xi_{c,k} = w_{c,k} \varepsilon_{c,k} - \log_2(w_{c,k}), \quad \text{and} \quad \xi_k = w_k \varepsilon_k - \log_2(w_k), \quad (9)$$

where $w_{c,k}$ and w_k are the weights associated with the user- k 's MSEs. From $\frac{\partial \xi_{c,k}}{\partial g_{c,k}} = 0$ and $\frac{\partial \xi_k}{\partial g_k} = 0$, the optimum equalizers are given as $g_{c,k}^* = g_{c,k}^{\text{MMSE}}$ and $g_k^* = g_k^{\text{MMSE}}$. Substituting the equalizers into (9), the augmented WMSEs are given by:

$$\begin{aligned}\xi_{c,k}(g_{c,k}^{\text{MMSE}}) &= w_{c,k} \varepsilon_{c,k}^{\text{MMSE}} - \log_2(w_{c,k}), \\ \xi_k(g_k^{\text{MMSE}}) &= w_k \varepsilon_k^{\text{MMSE}} - \log_2(w_k).\end{aligned}\quad (10)$$

Subsequently, from $\frac{\partial \xi_{c,k}(g_{c,k}^{\text{MMSE}})}{\partial w_{c,k}} = 0$ and $\frac{\partial \xi_k(g_k^{\text{MMSE}})}{\partial w_k} = 0$, the optimum MMSE weights can be obtained as

$$w_{c,k}^* = w_{c,k}^{\text{MMSE}} \triangleq (\varepsilon_{c,k}^{\text{MMSE}})^{-1}, \quad \text{and} \quad w_k^* = w_k^{\text{MMSE}} \triangleq (\varepsilon_k^{\text{MMSE}})^{-1}. \quad (11)$$

Therefore, the corresponding Rate-WMMSE relationship is established as

$$\xi_{c,k}^{\text{MMSE}} \triangleq \min_{w_{c,k}, g_{c,k}} \xi_{c,k} = 1 - R_{c,k}^1, \quad \text{and} \quad \xi_k^{\text{MMSE}} \triangleq \min_{w_k, g_k} \xi_k = 1 - R_{pk}. \quad (12)$$

Next, we demonstrate how to transform the original problem in (6) to the equivalent WMMSE problem. With formula (12), the objective function in (6a) can be modified as $\max_{\mathbf{P}, \mathbf{c}} u_1 \theta (1 - \xi_1) +$

$u_2\theta(1-\xi_2)+u_1c_1+u_2c_2$. Denoting $R_{c,2}^2 = \log_2(1+\gamma_{c,2}^2)$ as the achievable rate of relay-aided link, the common rate constraint (6d) can be rewritten as $c_1+c_2 \leq \min\{\theta(1-\xi_{c,1}), \theta(1-\xi_{c,2})+(1-\theta)R_{c,2}^2\}$. Therefore, we can reformulate the modified WMMSE problem for a given $\mathbf{u} = [u_1, u_2]$ and a given θ as:

$$\begin{aligned}
& \min_{\mathbf{p}, \bar{\mathbf{c}}, \mathbf{g}, \mathbf{w}} u_1\theta\xi_1 + u_2\theta\xi_2 + u_1\bar{c}_1 + u_2\bar{c}_2 \\
& \text{s.t. } \bar{c}_1 + \bar{c}_2 \geq \xi_c - \theta \\
& \quad \bar{c}_1 \leq 0, \bar{c}_2 \leq 0 \\
& \quad -\bar{c}_1 + \theta(1 - \xi_1) \geq R_1^{\text{tar}} \\
& \quad -\bar{c}_2 + \theta(1 - \xi_2) \geq R_2^{\text{tar}} \\
& \quad \text{tr}\{\mathbf{P}\mathbf{P}^H\} \leq P_t
\end{aligned} \tag{13}$$

where $\xi_c = \max\{\theta\xi_{c,1}, \theta\xi_{c,2} - (1-\theta)R_{c,2}^2\}$, $\bar{\mathbf{c}} = [\bar{c}_1, \bar{c}_2] = [-c_1, -c_2]$ is the transformation of the common stream rate, $\mathbf{g} = [g_1, g_2, g_{c,1}, g_{c,2}]$ and $\mathbf{w} = [w_1, w_2, w_{c,1}, w_{c,2}]$ are the equalizers and weights associated with MSEs, respectively.

By minimizing (13) with respect to \mathbf{g} and \mathbf{w} , the optimal MMSE equalizers and weights can be obtained as \mathbf{g}^{MMSE} and \mathbf{w}^{MMSE} , which meet the KKT conditions for a given \mathbf{P} . Furthermore, with (12), if the solution $(\mathbf{P}^*, \bar{\mathbf{c}}^*, \mathbf{g}^*, \mathbf{w}^*)$ satisfies the KKT optimality conditions of (13), the solution $(\mathbf{P}^*, \mathbf{c}^* = -\bar{\mathbf{c}}^*)$ also satisfies the KKT optimality conditions of (6). Therefore, the original problem in (6) and minimum WMMSE problem in (13) are equivalent and it is sufficient to design optimum precoders for only one of the problems.

Although the joint optimization of $(\mathbf{P}, \bar{\mathbf{c}}, \mathbf{g}, \mathbf{w})$ in problem (13) is non-convex, it is convex in each of the blocks. With a given $(\mathbf{P}, \bar{\mathbf{c}})$, the closed-form of \mathbf{g}^{MMSE} and \mathbf{w}^{MMSE} are optimal. With a given (\mathbf{g}, \mathbf{w}) , problem (13) is a convex Quadratically Constrained Quadratic Program (QCQP) which can be solved using interior-point methods.

Based on the properties described above, we exploit the AO algorithm to solve the problem, which is shown as follows.

Alternating Optimization Algorithm

- 1: **Input:** $\mathbf{u}, P_t, P_R, \theta$, **Initialize:** $n \leftarrow 0, R_{WSR}^{[n]}(\theta) \leftarrow 0, \mathbf{P}^{[n]}$
- 2: **repeat**
- 3: $n \leftarrow n + 1, \mathbf{P}^{[n-1]} \leftarrow \mathbf{P}$

- 4: $\mathbf{g} \leftarrow \mathbf{g}^{\text{MMSE}}(\mathbf{P}^{[n-1]}), \mathbf{w} \leftarrow \mathbf{w}^{\text{MMSE}}(\mathbf{P}^{[n-1]})$
- 5: update $(\mathbf{P}, \bar{\mathbf{c}})$ by solving (13) with the updated \mathbf{g} and \mathbf{w} , update $R_{WSR}^{[n]}$ with updated $(\mathbf{P}, \bar{\mathbf{c}})$
- 6: **until** $\left| R_{WSR}^{[n]}(\theta) - R_{WSR}^{[n-1]}(\theta) \right| < \varepsilon$
- 7: **Output:** $R_{WSR}(\theta), \mathbf{P}(\theta)$, and $\bar{\mathbf{c}}(\theta)$

The initialization of $\mathbf{P}^{[0]}$ uses the MRT-SVD approach in [16, Sec. VI]. As the output $\mathbf{P}(\theta)$ and $\bar{\mathbf{c}}(\theta)$ are derived for a given θ , (6a) becomes a univariate function of θ . In addition, as θ is a one-dimensional variable, we can search for the optimal θ in the range of $(0, 1]$, and use the AO algorithm to obtain the precoder set \mathbf{P} for each specific θ . The corresponding $(\theta, \mathbf{P}, \bar{\mathbf{c}})$ that jointly maximize the objective (6a) is the final solution.

IV. NUMERICAL RESULTS AND DISCUSSIONS

In this section, to comprehensively assess the benefits of CRS, four existing beamforming schemes are compared as baselines, namely, NRS, ERS, N-NOMA, and C-NOMA with the optimal time-resource allocation. In this analysis, the rate region serves as the key performance indicator as it conveys information about the achievable rate by each user under different service requirement priorities. Following a similar setup as in [13], [20], we consider the specific channel realizations to investigate the effect of several channel parameters. When $N_T = 4$, the channels are given by $\mathbf{h}_1 = [1, 1, 1, 1]^H$, $\mathbf{h}_2 = \lambda_1 \times [1, e^{j\alpha}, e^{j2\alpha}, e^{j3\alpha}]^H$, and $h_3 = \lambda_2$, respectively, where λ_1 and λ_2 control the relative channel strength, α controls the channel angle between U_1 and U_2 . We also assume that $P_t = P_R$, $R_k^{\text{tar}} = 0$, and u_1 is always equal to 1 while U_2 is assigned a weight from the vector $\mathbf{u}_2 = 10^{[-3, -1:0.05:1, 3]}$.

In Fig. 3, we first illustrate the rate region by varying the channel angle (from closely aligned to semi-orthogonal). In each subfigure, it is clear that the rate region achieved by CRS is equal to or larger than the other baseline schemes. By comparing two cooperative strategies CRS and C-NOMA with their non-cooperative counterparts NRS and N-NOMA, we can find that the advantage of a relay link is best exploited in the closely aligned case when $\alpha = 1\pi/9$. In such case, the system is more limited by interference, then a relatively large amount of power is allocated to \mathbf{p}_c , therefore more benefits can be reaped through user cooperation. Furthermore, by comparing CRS with C-NOMA, we can observe that the rate region gap between the two strategies enlarges as α increases, a similar pattern is also obtained when comparing NRS and

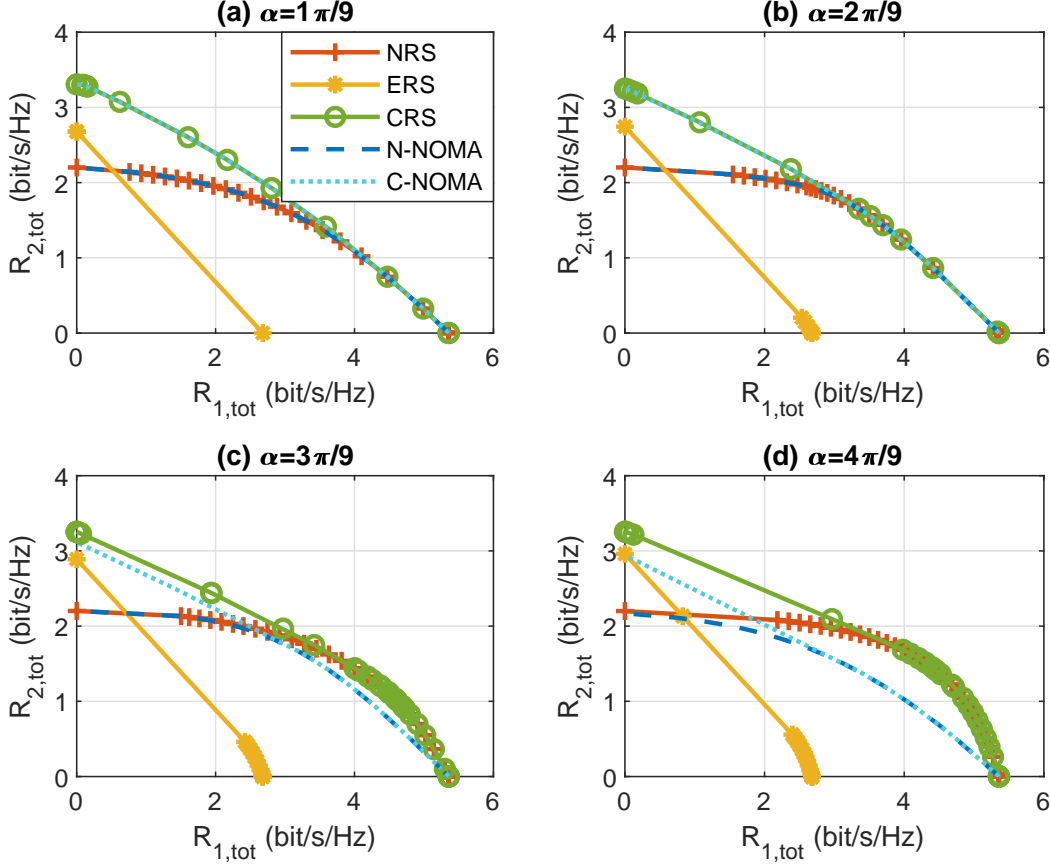


Fig. 3. Achievable rate region comparison of different schemes with $N_T = 4$, SNR = 10dB, and $\|\mathbf{h}_1\| : \|\mathbf{h}_2\| : |h_3| = 1 : 0.3 : 1$.

N-NOMA. This shows that the NOMA-based strategies are suited when users' channel direction are closely aligned, while RS-based strategies perform well in any channel angles.

To further analyse the superiority of CRS and the interplay of different system parameters, we evaluate the rate region by varying the relative channel strength in Fig. 4. In all subfigures, it is clear that CRS retains a certain gain over other schemes. Comparing Fig.4(a) with Fig.4(b), it is not surprising that as the relay channel quality $|h_3|$ improves, CRS and C-NOMA become more beneficial over NRS and N-NOMA, which is a general behaviour of relay system as in [2]–[4], [7], [8]. Then, in Fig.4(c) and Fig.4(d), the rate region gap between CRS and C-NOMA enlarges as $\|\mathbf{h}_2\|$ increases from 0.3 to 0.6. The reason is that NOMA is motivated by leveraging the channel strength difference, and is sensitive to the channel strength disparity, while RS-based strategies are able to achieve good performance in all deployments.

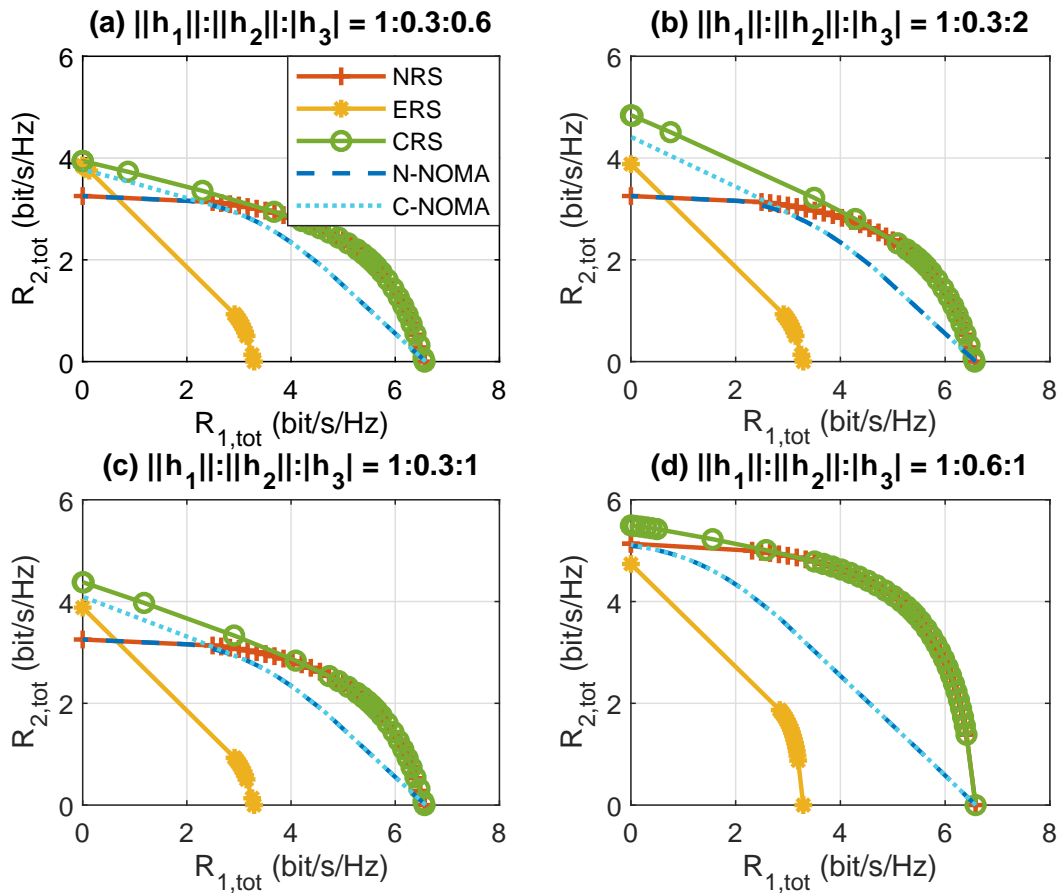


Fig. 4. Achievable rate region comparison of different schemes with $N_T = 3$, SNR = 15dB, and $\alpha = 4\pi/9$.

V. CONCLUSIONS

In this letter, by naturally integrating the RS technique with classical three-node relay channel, we have proposed a more flexible and powerful cooperative scheme for MISO BC scenario. The precoder design and resource allocation problem were solved. Numerical results have demonstrated that CRS retains all the merits of RS, and outperforms other cooperative strategies like cooperative NOMA. Such promising properties therefore make the proposed scheme attractive for practical implementation in a wide range of scenarios.

REFERENCES

- [1] E. C. V. D. Meulen, "Three-terminal communication channels," *Advances in Applied Probability*, vol. 3, no. 01, pp. 120–154, 1971.
- [2] Y. Liang and V. Veeravalli, "Gaussian orthogonal relay channels: Optimal resource allocation and capacity," *IEEE Trans. Inf. Theory*, vol. 51, no. 9, pp. 3284–3289, Sep. 2005.

- [3] Y. Liang, V. Veeravalli, and H. Poor, "Resource allocation for wireless fading relay channels: Max-min solution," *IEEE Trans. Inf. Theory*, vol. 53, no. 10, pp. 3432–3453, Oct. 2007.
- [4] D. Gunduz and E. Erkip, "Opportunistic cooperation by dynamic resource allocation," *IEEE Trans. Wireless Commun.*, vol. 6, no. 4, pp. 1446–1454, Apr. 2007.
- [5] W. Mesbah and T. N. Davidson, "Power and resource allocation for orthogonal multiple access relay systems," *EURASIP Journal on Advances in Signal Process.*, vol. 2008, no. 1, May. 2008.
- [6] A. Host-Madsen and J. Zhang, "Capacity bounds and power allocation for wireless relay channels," *IEEE Trans. Inf. Theory*, vol. 51, no. 6, pp. 2020–2040, Jun. 2005.
- [7] Y. Liang and V. V. Veeravalli, "Cooperative relay broadcast channels," *IEEE Trans. Inf. Theory*, vol. 53, no. 3, pp. 900–928, Mar. 2007.
- [8] Y. Liang and G. Kramer, "Rate regions for relay broadcast channels," *IEEE Trans. Inf. Theory*, vol. 53, no. 10, pp. 3517–3535, Oct. 2007.
- [9] Z. Ding, M. Peng, and H. V. Poor, "Cooperative non-orthogonal multiple access in 5g systems," *IEEE Commun. Letters*, vol. 19, no. 8, pp. 1462–1465, Aug. 2015.
- [10] D. Wan, M. Wen, F. Ji, H. Yu, and F. Chen, "Non-orthogonal multiple access for cooperative communications: Challenges, opportunities, and trends," *IEEE Wireless Commun.*, vol. 25, no. 2, pp. 109–117, Apr. 2018.
- [11] J.-B. Kim and I.-H. Lee, "Capacity analysis of cooperative relaying systems using non-orthogonal multiple access," *IEEE Commun. Letters*, vol. 19, no. 11, pp. 1949–1952, Nov. 2015.
- [12] Y. Liu, Z. Qin, M. ElKashlan, Z. Ding, A. Nallanathan, and L. Hanzo, "Nonorthogonal multiple access for 5g and beyond," *Proceedings of the IEEE*, vol. 105, no. 12, pp. 2347–2381, Dec. 2017.
- [13] Y. Mao, B. Clerckx, and V. O. Li, "Rate-splitting multiple access for downlink communication systems: bridging, generalizing, and outperforming SDMA and NOMA," *EURASIP JWCN*, vol. 2018, no. 1, May. 2018.
- [14] B. Clerckx, Y. Mao, R. Schober, and H. V. Poor, "Rate-splitting unifying sdma, oma, noma, and multicasting in mimo broadcast channel: A simple two-user rate analysis," arXiv:1906.04474.
- [15] C. Hao, Y. Wu, and B. Clerckx, "Rate analysis of two-receiver MISO broadcast channel with finite rate feedback: A rate-splitting approach," *IEEE Trans. Commun.*, vol. 63, no. 9, pp. 3232–3246, Sep. 2015.
- [16] H. Joudeh and B. Clerckx, "Sum-rate maximization for linearly precoded downlink multiuser MISO systems with partial CSIT: A rate-splitting approach," *IEEE Trans. Commun.*, vol. 64, no. 11, pp. 4847–4861, Nov. 2016.
- [17] M. Dai, B. Clerckx, D. Gesbert, and G. Caire, "A rate splitting strategy for massive MIMO with imperfect CSIT," *IEEE Trans. Wireless Commun.*, vol. 15, no. 7, pp. 4611–4624, Jul. 2016.
- [18] G. Lu, L. Li, H. Tian, and F. Qian, "MMSE-based precoding for rate splitting systems with finite feedback," *IEEE Commun. Lett.*, vol. 22, no. 3, pp. 642–645, Mar. 2018.
- [19] H. Joudeh and B. Clerckx, "Rate-splitting for max-min fair multigroup multicast beamforming in overloaded systems," *IEEE Trans. Wireless Commun.*, vol. 16, no. 11, pp. 7276–7289, Nov. 2017.
- [20] Y. Mao, B. Clerckx, and V. O. K. Li, "Rate-splitting for multi-antenna non-orthogonal unicast and multicast transmission: Spectral and energy efficiency analysis," arXiv:1808.08325.
- [21] Y. Mao, B. Clerckx, and V. O. Li, "Energy efficiency of rate-splitting multiple access, and performance benefits over SDMA and NOMA," in *2018 15th International Symposium on Wireless Communication Systems (ISWCS)*. IEEE, Aug. 2018.
- [22] H. Joudeh and B. Clerckx, "Robust transmission in downlink multiuser MISO systems: A rate-splitting approach," *IEEE Trans. Signal Process.*, vol. 64, no. 23, pp. 6227–6242, Dec. 2016.

- [23] M. Dai and B. Clerckx, "Multiuser millimeter wave beamforming strategies with quantized and statistical CSIT," *IEEE Trans. Wireless Commun.*, vol. 16, no. 11, pp. 7025–7038, Nov. 2017.
- [24] B. Clerckx, H. Joudeh, C. Hao, M. Dai, and B. Rassouli, "Rate splitting for MIMO wireless networks: a promising PHY-layer strategy for LTE evolution," *IEEE Commun. Mag.*, vol. 54, no. 5, pp. 98–105, May. 2016.
- [25] S. Christensen, R. Agarwal, E. Carvalho, and J. Cioffi, "Weighted sum-rate maximization using weighted MMSE for MIMO-BC beamforming design," *IEEE Trans. Wireless Commun.*, vol. 7, no. 12, pp. 4792–4799, Dec. 2008.