

Universality of Pattern Formation

Moses A. Schindler^{1,*}, Stella T. Schindler^{2,†}, Leandro Medina^{1,‡} and Michael C. Ogilvie^{1,§}

¹*Physics Department, Washington University, St. Louis, MO 63130*

²*Center for Theoretical Physics, MIT, Cambridge, MA 02139*

We study a \mathcal{PT} -symmetric scalar Euclidean field theory with a complex action, using both theoretical analysis and lattice simulations. This model has a rich phase structure that exhibits pattern formation in the critical region. Analytical results and simulations associate pattern formation with tachyonic instabilities in the homogeneous phase. Monte Carlo simulation shows that pattern morphologies vary smoothly, without distinct microphases. We suggest that pattern formation in this model may be regarded as a form of arrested spinodal decomposition. We extend our theoretical analysis to multicomponent \mathcal{PT} -symmetric Euclidean scalar field theories and show that they give rise to new universality classes of local field theories that exhibit patterned behavior in the critical region. QCD at finite temperature and density is a member of the $Z(2)$ universality class when the Polyakov loop is used to distinguish confined and deconfined phases. This suggests the possibility of the formation of patterns of confined and deconfined matter in QCD in the critical region in the $\mu - T$ plane.

I. INTRODUCTION.

Reaching a theoretical understanding of finite-density QCD has been hampered for decades by a *sign problem* [1–3]. The QCD sign problem originates from an imaginary term in its action induced by the chemical potential μ , giving rise to nonpositive weights in the path integral. Sign problems are barriers to simulation in a variety of physics problems that are in some cases known to be NP hard [4, 5]. In QCD, μ explicitly breaks charge conjugation \mathcal{C} , but leaves the theory invariant under the combined action of \mathcal{C} and complex conjugation \mathcal{K} . This is a form of \mathcal{PT} symmetry [6–8]. \mathcal{PT} -symmetric systems have attracted considerable theoretical and experimental interest in recent years [9–11]; while there has been great progress in one-dimensional systems, the behaviors of \mathcal{PT} -symmetric systems in higher dimensions are less well understood [12]. We show that multifield \mathcal{PT} -invariant models in higher dimensions form a rich class of systems exhibiting pattern formation around critical points. The number of experimental realizations of \mathcal{PT} -symmetric systems is growing, and it is likely that pattern formation can be observed experimentally in engineered systems with $d \geq 2$. Finite-density QCD is an exotic example from the $Z(2)$ class of such models, similar to the model studied in this paper. This raises the possibility that finite density QCD might exhibit stable patterns consisting of the confined and deconfined phases near the critical end point.

A quantum field theory with \mathcal{PT} symmetry is invariant under the combined action of a discrete linear transformation \mathcal{P} and an antilinear transformation \mathcal{T} . For example, the $i\phi^3$ model of the Lee-Yang transition is invariant under \mathcal{PT} for $\mathcal{P} : \phi \rightarrow -\phi$ and $\mathcal{T} : i \rightarrow -i$ [13]. In a \mathcal{PT} -symmetric lattice theory, every transfer matrix eigenvalue must be either real or part of a complex-conjugate pair. While complex field theories in general suffer from a sign problem, a method was recently developed to circumvent the issue in certain \mathcal{PT} complex scalar theories. The procedure uses Fourier transforms to recast the action into a real dual form, which is easily simulated. The first simulations of two-component interacting scalar field models revealed patterned configurations [14].

Patterning behavior is observed on many length scales in physics, from condensed matter to biophysics to astronomy. Competition between attractive and repulsive forces of comparable magnitude is often responsible for this patterning [15–17]. For example, it is thought that opposing nuclear and Coulomb forces may give rise to *nuclear pasta* in the inner crust of neutron stars [18–21]. Notably, patterns can also form when purely repulsive forces are present [22]. Because imaginary coupling constants can make scalar exchange repulsive rather than attractive, there is a natural connection between \mathcal{PT} -symmetric scalar field theory models and pattern formation. A patterned region of parameter space is often conceptualized in terms of *microphases*: subregions each characterized by a distinct type of morphology like dots, striping, or tubes. In the naive microphase picture, these subregions are separated from one another by a first-order transition [17, 18].

We study analytically a particular \mathcal{PT} -symmetric Euclidean scalar field theory with a complex action and demonstrate that there is a region of parameter space near a phase transition where no homogeneous phase exists, due to the

* schindler@wustl.edu

† stellas@mit.edu

‡ leandro.medina.lv@gmail.com

§ mco@wustl.edu

appearance of instabilities at nonzero momentum. After transformation into a form with a real, local action, simulation of the model shows that the stable phase in this region has persistent patterning behavior, associated with those nonzero momentum instabilities. We give a precise criterion for the occurrence of pattern formation which generalizes to a broad class of \mathcal{PT} -symmetric models. Although different pattern morphologies are seen as the parameters of the model are varied, the variation is smooth with no indication of thermodynamically distinct microphases. We connect this behavior with spinodal decomposition and nucleation. Finally, we demonstrate that patterning is a universal phenomenon in multicomponent \mathcal{PT} -symmetric scalar field theories. QCD at finite density is in the $Z(2)$ class of such theories, like the scalar model below.

II. ANALYTICS

We begin by studying the Euclidean action

$$S(\phi, \chi) = \sum_x \frac{1}{2} (\nabla_\mu \phi)^2 + \frac{1}{2} (\nabla_\mu \chi)^2 + V(\phi, \chi), \quad (1)$$

where we set

$$V(\phi, \chi) = \frac{1}{2} m_\chi^2 \chi^2 - ig\phi\chi + U(\phi) + h\phi. \quad (2)$$

where $U(\phi) = \lambda(\phi^2 - v^2)^2$. Equation (1) represents a Hermitian scalar field $\phi(x)$ coupled to a \mathcal{PT} -symmetric scalar field $\chi(x)$ by the imaginary strength ig .

Our model is amenable to analytical treatment. Because χ enters quadratically in the action S , it can easily be integrated out, yielding a nonlocal effective action of the form

$$S_{\text{eff}} = \sum_x \left[\frac{1}{2} (\partial_\mu \phi(x))^2 + \lambda(\phi^2 - v^2)^2 + h\phi \right] + \frac{g^2}{2} \sum_{x,y} \phi(x) \Delta(x-y) \phi(y). \quad (3)$$

This model has been extensively studied in the case $m_\chi = 0$; see, *e.g.* [17] and references therein. In the two-dimensional case, pattern formation with stripes and dots is known to occur. The $m_\chi = 0$ limit is sometimes described in the condensed matter literature as Coulomb frustrated because the extra interaction acts against the symmetry-breaking behavior of the ϕ^4 model [16, 17, 23]. However, our simulations show that the observed patterning behavior is not tied to the long-range nature of the Coulomb interaction, and also occurs for a Yukawa interaction, *i.e.*, when $m_\chi \neq 0$.

We determine the value of the order parameter ϕ_0 at tree level by minimizing the potential or equivalently by minimizing the effective potential associated with S_{eff} :

$$V_{\text{eff}}(\phi_0) = \lambda(\phi_0^2 - v^2)^2 + g^2 \phi_0^2 / 2m_\chi^2 - h\phi_0. \quad (4)$$

The effect of χ on ϕ_0 for $h = 0$ is to restore the symmetric value $\phi_0 = 0$ at sufficiently large values of g . The value of ϕ_0 is essentially the expected value of the zero-momentum component of the field ϕ . Pattern formation is associated with Fourier modes $\tilde{\phi}(q)$ with nonzero q . One approach to understanding pattern formation is to expand S_{eff} in a derivative expansion. The last, nonlocal term in S_{eff} generates the terms

$$\int d^4x \frac{g^2}{2m_\chi^2} \phi(x) \sum_{n=0}^{\infty} \left(\frac{-\nabla^2}{m_\chi^2} \right)^n \phi(x). \quad (5)$$

The $n = 0$ term in this expansion is the last term in V_{eff} . Crucially, the $n = 1$ term is negative, indicating that the quadratic derivative term becomes negative for sufficiently large g . When the quadratic kinetic term is sufficiently negative, the homogeneous phase is unstable to perturbations with nonzero wave number. Thus the occurrence of a pattern-forming region is a manifestation of a Lifshitz instability [24].

Additional information on the phase structure follows from the inverse ϕ propagator obtained from S_{eff} at tree level:

$$G^{-1}(q^2) = q^2 + U''(\phi_0) + \frac{g^2}{q^2 + m_\chi^2} \quad (6)$$

where $U''(\phi_0) = -4\lambda v^2 + 12\lambda\phi_0^2$. The allowed phases of the model are determined using ϕ_0 and $G(q)$. The poles of the propagator are obtained from the zeros of $(q^2 + m_\chi^2)(q^2 + U) + g^2$. This quadratic in q^2 has real coefficients,

so its roots r_1 and r_2 are either both real or form a complex conjugate pair. If both zeros occur at $q^2 < 0$, then the propagator must decay exponentially. We refer to this region of parameter space as the normal region. If the zeros are complex, they must form a complex conjugate pair with $r_1 = r_2^*$, and the propagator decays exponentially with sinusoidal modulation. We refer to this region of parameter space as the complex region. In both of these cases, the homogeneous phase is stable against small fluctuations for all values of $q^2 > 0$. The boundary between these two behaviors is by definition a disorder line [25]. If one of the roots is positive and the other negative, then the inverse propagator $G^{-1}(q)$ is negative at $q^2 = 0$, and ϕ_0 is not a stable solution. This is the unstable region of parameter space, which occurs in the case $g = 0$ when $V''(\phi_0) < 0$. If both roots are positive, then ϕ_0 is stable against perturbations at $q^2 = 0$, but unstable in a linearized analysis against perturbations with $q^2 = r_1$ or $q^2 = r_2$. This is the region we identify as the pattern forming region.

The unstable region, where ϕ_0 is unstable against $q^2 = 0$ perturbations, is determined simply by $V''_{eff}(\phi_0) = U''(\phi_0) + g^2/m_\chi^2 < 0$. Note that as $g^2 \rightarrow 0$, we obtain the standard result $V''(\phi_0) < 0$ for the unphysical region. A more comprehensive analysis requires the roots r_1 and r_2 of $G^{-1}(q^2)$. We see immediately that if one root is positive and the other negative, the homogeneous solution ϕ_0 is unstable. This is precisely the condition $V''_{eff} < 0$. The roots are determined from the quadratic formula and given by

$$r_{1,2} = \frac{1}{2} \left[-(m_\chi^2 + U'') \pm \sqrt{(m_\chi^2 + U'')^2 - 4m_\chi^2 U'' - 4g^2} \right] \quad (7)$$

which can be rewritten immediately as

$$r_{1,2} = \frac{1}{2} \left[-(m_\chi^2 + U'') \pm \sqrt{(m_\chi^2 - U'')^2 - 4g^2} \right] \quad (8)$$

The complex pole region is determined by $(m_\chi^2 - U'')^2 - 4g^2 < 0$ so the boundary of the complex region is given by $(m_\chi^2 - U'')^2 - 4g^2 = 0$. The stability condition $U''(\phi_0) + g^2/m_\chi^2 > 0$ is automatically satisfied in this region. The parameters g and m_χ^2 are always positive, but U'' is negative for small ϕ and positive for large ϕ . Thus there are two possible solutions: $2g = m_\chi^2 - U''$ when $U'' < m_\chi^2$, and $2g = U'' - m_\chi^2$ when $U'' > m_\chi^2$. The normal region has $r_{1,2} < 0$ while the pattern-forming region has $r_{1,2} > 0$. In either case, the discriminant of the quadratic formula must be positive. From the solution for the roots we see that the stability condition $U''(\phi_0) + g^2/m_\chi^2 > 0$ implies that for real roots, the discriminant in the quadratic formula is always smaller in magnitude than $|m_\chi^2 + U''(\phi_0)|$. The normal region is thus characterized by $m_\chi^2 + U''(\phi_0) < 0$ in addition to the discriminant condition $(m_\chi^2 + U'')^2 - 4m_\chi^2 U'' - 4g^2 > 0$ and the stability condition $U''(\phi_0) + g^2/m_\chi^2 > 0$. The pattern forming region is characterized by $m_\chi^2 + U''(\phi_0) > 0$ in addition to the discriminant and stability conditions.

In Figure 1, we plot the regions for the four distinct phases of the model as a function of $\langle \phi \rangle$ for the parameter set $m^2 = 1/2$, $\lambda = 1/10$ and $v = 3$. The different regions are classified by the nature of the poles of the ϕ propagator in the q^2 complex plane. We denote the region of parameter space where both poles are real and negative as ‘‘Normal’’ (orange in 1). This leads to exponential decay of the ϕ propagator, as it does in conventional field theories. In the region labeled Complex (blue), the poles as a function of q^2 in the ϕ propagator are complex conjugates. This region is similar to the so-called broken \mathcal{PT} region of \mathcal{PT} -symmetric quantum mechanical models. The ϕ propagator in this region also decays exponentially, but with sinusoidal modulation. The boundary between the Normal and Complex regions is called a disorder line. The region labeled Patterns (green) is the region where both poles are real and positive; it is in this region where persistent patterns occur. In the Unstable region (red), both poles are real with one positive and one negative. This region is not thermodynamically stable, and is inaccessible as an equilibrium state in simulations in the canonical ensemble. As in the familiar case of a ferromagnetic Ising model, the phase diagram has a cut at $h = 0$ across which ϕ_0 jumps. The two sides of the cut may be in the Normal, Complex or Pattern regions. We see evidence for this behavior in the Pattern region in our lattice simulations at $h = 0$: ϕ_0 can have either sign, and the observed patterns are correspondingly inverted.

The effective action S_{eff} is a function of g^2 , and can be continued to $g^2 < 0$. This corresponds to the continuation $g \rightarrow ig$ in S , in which case the action S becomes real, and neither pattern formation nor complex q^2 poles can occur. The small areas of normal behavior seen in Fig. 1 in between the complex and unstable phases are connected to the larger normal region when the phase diagram is plotted as a function of g^2 and $g^2 < 0$ values are included. The relative size of the unstable and pattern-forming regions is directly controlled by m_χ . The Coulomb-frustrated model is obtained in the limit $m_\chi \rightarrow 0$. In that limit, the boundary between the unstable and pattern-forming region moves to $g = 0$, and the unstable region is seen only for $g^2 < 0$. In the limit $m_\chi \rightarrow \infty$, the pattern-forming and complex regions vanish and standard ϕ^4 behavior is obtained.

The inverse propagator $G^{-1}(q)$ has a minimum at $q^2 > 0$ provided $g > m_\chi^2$. The propagator has poles with $q^2 > 0$ if the minimum of $G^{-1}(q)$ lies below zero; that is, when $2g - m_\chi^2 - 4\lambda v^2 + 12\lambda\phi_0^2 < 0$. Such poles are tachyonic in the

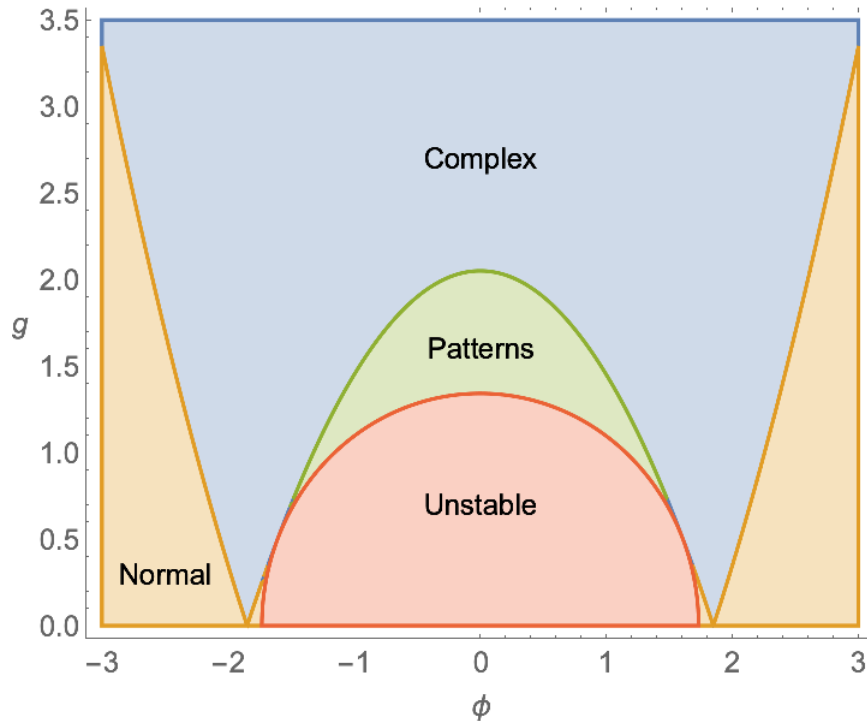


FIG. 1. Phase diagram of model in the $n-g$ plane for the parameter set $m^2 = 1/2$, $\lambda = 1/10$ and $v = 3$. In the region labeled Complex (blue), the poles as a function of q^2 in the ϕ propagator are both complex. In the Normal region (orange), both poles are real and negative. The region labeled Patterns (green) is where both poles are real and positive. It is in this region where persistent patterns occur. In the Unstable region (red), both poles are real with one positive and one negative. This region is not thermodynamically stable.

usual sense of continuation to Minkowski space and are generally taken to indicate an instability of the system such that a homogeneous equilibrium phase is not stable. The two-point function will not decay with spatial separation, instead exhibiting oscillatory behavior. This tachyonic region is in reasonable agreement with the boundaries of the pattern-forming region observed in simulation, subject to the limitations imposed by lattice size and spacing.

An equivalent approach to determining the phase structure is to start from S rather than S_{eff} and find the static solution (ϕ_0, χ_0) which minimizes $V(\phi, \chi)$. Unless the underlying \mathcal{PT} symmetry of S is broken, ϕ_0 will be real and χ_0 will be purely imaginary. Linearizing the propagator around the static solution, we find the inverse propagator for the (ϕ, χ) set of fields is $q^2 + \mathcal{M}$, where \mathcal{M} is the 2×2 mass matrix

$$\mathcal{M} = \begin{pmatrix} \frac{\partial^2 V}{\partial \phi^2} & \frac{\partial^2 V}{\partial \phi \partial \chi} \\ \frac{\partial^2 V}{\partial \phi \partial \chi} & \frac{\partial^2 V}{\partial \chi^2} \end{pmatrix}, \quad (9)$$

which is

$$\mathcal{M} = \begin{pmatrix} U''(\phi_0) & ig \\ ig & m_\chi^2 \end{pmatrix}. \quad (10)$$

The mass matrix \mathcal{M} is not Hermitian, but it satisfies a \mathcal{PT} symmetry condition

$$M = \sigma_3 M^* \sigma_3. \quad (11)$$

This condition implies that the eigenvalues of \mathcal{M}^* must be the same as those of \mathcal{M} , and thus they are either both real or form a complex pair. The zeros of the inverse matrix propagator can be obtained as the zeros of the characteristic equation

$$\det(q^2 + \mathcal{M}) = (q^2)^2 + \text{tr}(\mathcal{M})q^2 + \det(\mathcal{M}). \quad (12)$$

The coefficients $\text{tr}\mathcal{M}$ and $\det(\mathcal{M})$ are real, implying that the roots are either both real or form a complex conjugate pair. The zeros of the characteristic equation are the propagator poles and so the two methods give the same results.

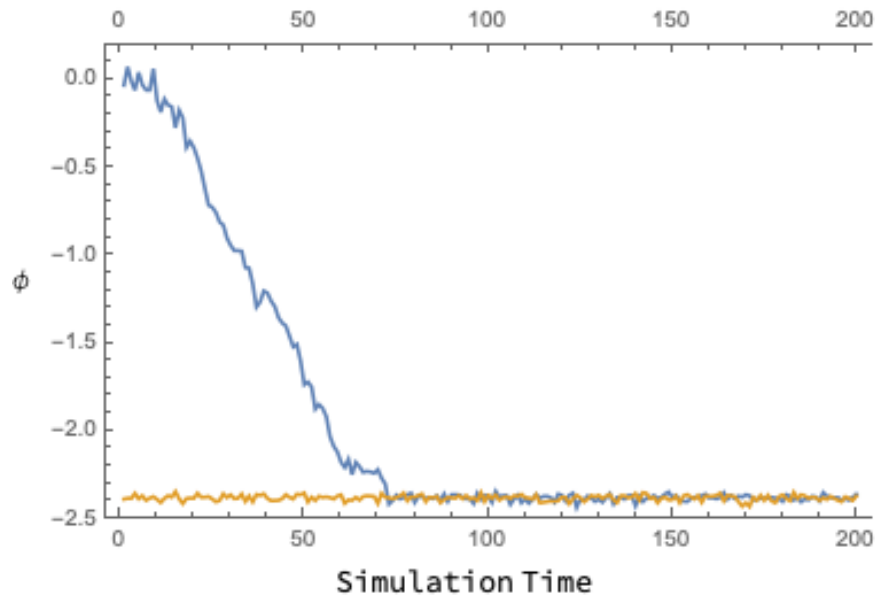


FIG. 2. Spatial average of ϕ versus Monte Carlo time for $g = 0.76$ using the parameter set $h = 0$, $m^2 = 1/2$, $\lambda = 1/10$ and $v = 3$ on a 32×32 lattice. Measurements were begun after 400 lattice sweeps, and there are 250 sweeps in between each measurement. The first 200 measurements are shown. The hot start is in blue, and the cold start is orange.

III. SIMULATIONS

The complex Euclidean action S may be cast into a real local form suitable for simulation by the following steps. First, we write the derivative term for χ as a functional integral over a momentum π_μ conjugate to $\nabla_\mu \chi$:

$$\exp \left[- \sum_x \frac{1}{2} (\nabla_\mu \chi)^2 \right] = \int [d\pi_\mu] \exp \left[- \sum_x \frac{1}{2} \pi_\mu^2 + i \pi_\mu \nabla_\mu \chi \right]. \quad (13)$$

After integration by parts on the $i \pi_\mu \nabla_\mu \chi$ term, the functional integral over χ becomes Gaussian and local. After integration over χ , we obtain a dual action of the form [14]

$$\tilde{S} = \sum_x \frac{1}{2} [\nabla_\mu \phi(x)]^2 + \frac{1}{2} \pi_\mu^2(x) + \tilde{V}[\phi(x), \nabla \cdot \pi(x)], \quad (14)$$

where the dual potential \tilde{V} is given by $\tilde{V}(\phi, \nabla \cdot \pi) = (\nabla \cdot \pi - g\phi)^2 / 2m_\chi^2 + \lambda(\phi^2 - v^2)^2 + h\phi$. The dual action \tilde{S} is real so the sign problem has been eliminated. The dual action is easily simulated using the Metropolis algorithm to update ϕ and π_μ . The field ϕ is the order parameter associated with the $Z(2)$ symmetry, and we focus on its behavior. Patterns are observed in this model at $h = 0$ in two and three dimensions [14]. We have performed extensive Monte Carlo simulations on 32^2 and 64^2 lattices varying the parameters g and h holding fixed the other parameters at $m_\chi^2 = 0.5$, $\lambda = 0.1$ and $v = 3$. These are the same parameters used in in Fig. 1. We observe similar behavior in the (g, h) plane for $d = 3$.

We have checked for the onset of the pattern forming region as g is increased at $h = 0$. Figures 2 and 3 show the evolution of the spatial average of ϕ under the Monte Carlo algorithm as a function of the number of measurements. Measurements were begun after 400 lattice sweeps, where each sweep represents a Monte Carlo update of every site on the lattice. There are 250 sweeps in between each measurement; the first 200 measurements are shown. Results are shown in both cases for cold (ordered) and hot (random) initial conditions. We see very clearly that at $g = 0.76$ both the cold start and the hot start are converging to an equilibrium behavior consistent with $\langle \phi \rangle \neq 0$. On the other hand, at $g = 0.83$ both the cold start and the hot start are converging to an equilibrium behavior consistent with $\langle \phi \rangle = 0$. Configuration snapshots indicate that pattern formation begins at a critical value g_c in the range $0.76 \leq g_c \leq 0.83$. Although the convergence of the hot start at $g = 0.76$ to the ordered phase is perhaps three times slower than the convergence of the cold start to the patterned phase at $g = 0.83$, the times required are much shorter than the length of our runs.

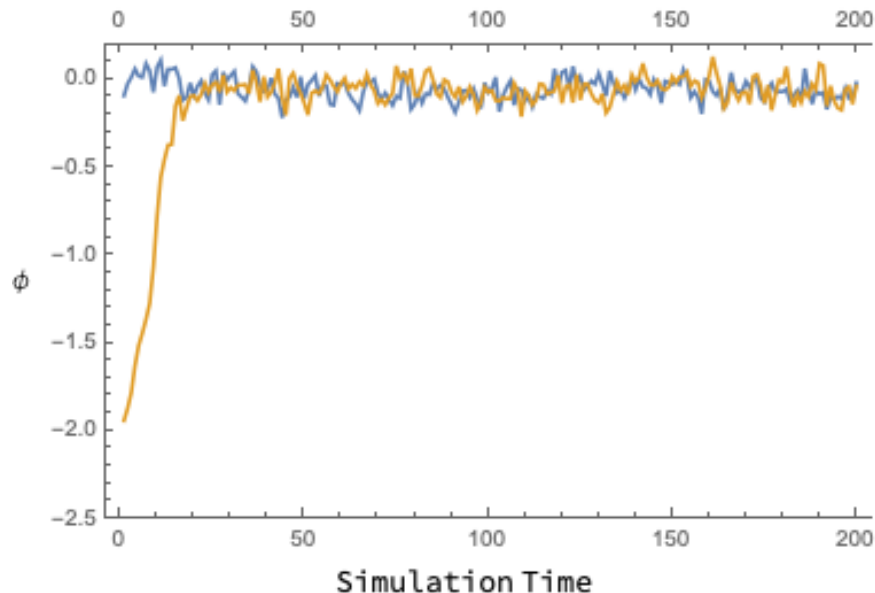


FIG. 3. Spatial average of ϕ versus Monte Carlo time for $g = 0.76$ using the parameter set $h = 0$, $m^2 = 1/2$, $\lambda = 1/10$ and $v = 3$ on a 32×32 lattice. Measurements were begun after 400 lattice sweeps, and there are 250 sweeps in between each measurement. The first 200 measurements are shown. The hot start is in blue, and the cold start is orange.

Figure 4 shows nine configuration snapshots of ϕ from a 64^2 lattice, each taken after 20,000 lattice sweeps, in which the fields at every site are updated. These snapshots are taken from a large dataset that extends from $g = 0.0$ to $g = 2.0$ at $h = 0$ out to g around 1.0 at $h = 0.95$, covering the region where pattern formation occurs. For smaller values of g , the length scale of pattern formation is too large for a 64^2 lattice to reveal much information. For larger values of g , the length scale of pattern formation is on the order of the lattice spacing so the details of any pattern formation are lost.

Though each configuration shows a distribution of different shapes, we observe a number of general features. At $h = 0$ and intermediate values of g , we primarily see long curved line segments, often called *stripes*. For a given pair of g and h values, the width of these stripes is fairly uniform, but there is considerable randomness in the overall pattern. As h increases for fixed g , the typical line segment length decreases until commensurate with the width, forming a *dot*. The dots then shrink until disappearing at the boundary of the pattern-forming region. As g increases for fixed h , the width of the morphologies tends to decrease. The variation in pattern morphologies is smooth as g and h are varied, as are the change in histograms of ϕ values and the average action $\langle S \rangle$.

Figure 5 shows the absolute value $|\tilde{\phi}|$ of the Fourier transforms of the configurations ϕ shown in figure 4. All graphs use the same color scale, but we clip large values for visual clarity. This is necessary because as h increases, the zero mode $|\tilde{\phi}(0)|$, representing the expected value of ϕ , dominates. The eight patterned configurations have a common feature: a ring in momentum space. The radius of the ring increases with g but is not heavily dependent on h . At $(g, h) = (0.9, 0.4)$, there is no ring and $|\tilde{\phi}(0)|$ is large. This corresponds to a nonzero expectation value and the absence of patterns. The tachyonic region observed in simulations is in reasonable agreement with the pattern-forming region obtained analytically, given the limitations imposed by lattice size and spacing.

In most of the two-dimensional simulations, we see a fairly complete ring in momentum space, consistent with pattern formation without preferred directions. In some cases, however, a smaller number of modes on the ring are excited, and the absence of isotropy is evident in the configurations. This is most common near the boundary of the pattern-forming region. This may be related to finite size effects, to lattice pinning or to some form of locking into an atypical region of configuration space. It is known that the ground state for Ising systems with a long-range frustrating interaction is the striped phase [26], but we are not aware of a similar result for the frustrated Yukawa system with continuous spins.

IV. DISCUSSION

As a first step towards approximating the behavior of the equilibrium patterning state, let us consider a simple model that provides insight into the change between different patterning behaviors. Motivated by the Fourier-space




FIG. 4. Configuration snapshots of ϕ in Eq. (14) on a 64^2 lattice for several values of h and g . The color scale runs from -3 to 3 , ranging from dark to light. From left to right, $h = 0.0, 0.2$, and 0.4 ; from top to bottom: $g = 0.9, 1.0$, and 1.1 . The other parameters are $m_\chi^2 = 0.5$, $\lambda = 0.1$, and $v = 3$. Each configuration was obtained after a hot start followed 20,000 sweeps through the lattice.

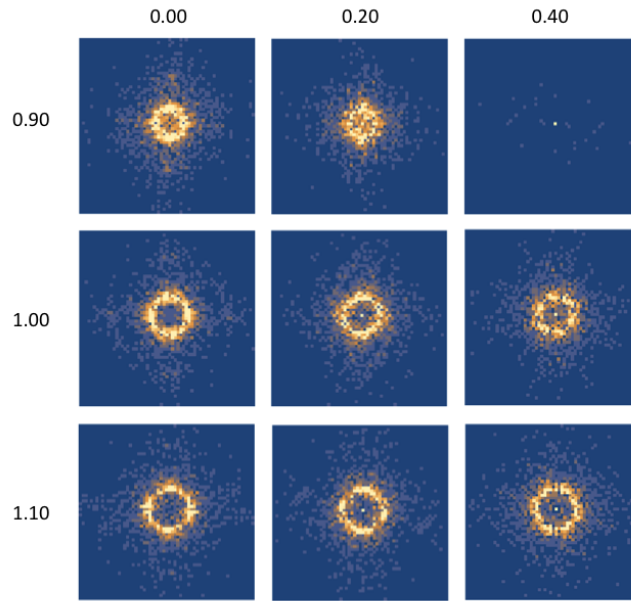


FIG. 5. The absolute value of the Fourier transforms $\tilde{\phi}(k)$ for the configurations shown in Fig. 4. We scale each graph so that its colors run from 0 (dark blue) to 10 (light yellow). Any lattice point with magnitude greater than 10 is set to 10. The ring-shaped Fourier transforms correspond to patterning in Fig. 4.




FIG. 6. (color online) Topography of synthetic configurations of the form Eq. (5), for two different sets of (k_j, δ_j) and $\phi_0 = 0$. The light blue, turquoise, and dark blue regions correspond to the regions where $\phi(x) > 4$, where $0 < \phi(x) < 4$, and where $\phi(x) < 0$, respectively. (This is equivalent to plotting the regions of $\phi(x)$ that are positive when $\phi_0 = -4$ or 0.) The synthetic model topography mimics the patterns in the figure 1 field configurations: the light blue region forms a set of droplets, and the turquoise region looks like a striped configuration.

simulation results, we consider configurations of the form

$$\phi(x) = \phi_0 + \sum_{j=1}^n A \cos(k_j \cdot x - \delta_j), \quad (15)$$

where the momenta k_j are constant in magnitude but uniformly distributed in direction; the phases δ_j are also uniformly distributed. Fig. 6 shows the topography of two configurations with different sets of k_j and δ_j values. This rather simple model reproduces much of the observed pattern morphology. It is clear that any configuration with the structure of Eq. (15) will tend to produce topographic contours that appropriately mimic the patterns of stripes and droplets as ϕ_0 is varied. The observed pattern morphology varies continuously with ϕ_0 suggesting that there is no phase transition between different microphases when this picture is valid. Conceptually, we expect that the amplitude A_j for each component of the sum is determined by the nonlinear dynamics, but the phases δ_j represent collective coordinates associated with would-be zero modes of the system. However, we note that reproducing all aspects of equilibrium patterned behavior is a difficult problem.

The numerical and analytical results taken together suggest that the patterned region is a single thermodynamic phase. Patterned morphologies change smoothly into one another as g and h vary, exhibiting a common ring-shaped form in Fourier space. We see no evidence for the existence of distinct microphases, nor for first- or second-order thermodynamic transitions between supposed microphases. Moreover, the analytics suggest that all patterning arises from a common origin, the tachyonic modes. It is possible that some currently unknown operator might serve as an order parameter for what are referred to as *geometric transitions*. In the case of the d=1 Ising model that there is an infinite class of nonlocal string operators, each with its own disorder line. This is associated with the behavior of the model in an imaginary magnetic field, a \mathcal{PT} -symmetric system [27], so such behavior may exist in other \mathcal{PT} -symmetric theories. Such transitions need not affect thermodynamic behavior. Another possibility is that the existence and meaning of microphase concept may be closely related to concepts from phase transition dynamics, to which we now turn.

A. Model A dynamics

It is enlightening to consider the dissipative dynamics of our model as compared with similar behavior seen in phase transition dynamics of closely related systems. [24, 28, 29]. Because the order parameter ϕ is not conserved, we can model its dynamics using S_{eff} and model A dynamics, *i.e.*, with a Langevin equation

$$\frac{\partial \phi(x, t)}{\partial t} = -\Gamma \frac{\delta S_{\text{eff}}}{\delta \phi(x, t)} + \eta(x, t). \quad (16)$$

where as usual Γ is a decay constant and η is a white noise term. The dependence on Langevin "time" is suppressed for notational simplicity. The difference between this model and the standard model A dynamics of a ϕ^4 field theory obtained at $g = 0$ is the nonlocal term in S_{eff} induced by χ . If we linearize the Langevin equation around a homogeneous solution ϕ_0 and transform to momentum space, it becomes

$$\frac{\partial \tilde{\phi}(q, t)}{\partial t} = -\Gamma \left(q^2 + U''(\phi_0) + \frac{g^2}{q^2 + m_\chi^2} \right) \tilde{\phi}(q, t) + \tilde{\eta}(q, t) = -\Gamma G^{-1}(q) \tilde{\phi}(q, t) + \tilde{\eta}(q, t) \quad (17)$$

If the nonlocal term were not present, ϕ_0 would be unstable when $U''(\phi) < 0$, and spinodal decomposition would occur. Comparing the dynamics when $g \neq 0$ to the purely local model when $g = 0$, we see that the large- q behavior is identical, but $g \neq 0$ changes the small- q behavior. In the region where pattern formation occurs in equilibrium, model A dynamics is that of spinodal decomposition for large q , but relaxational for small q . This suggests that the equilibrium patterning behavior of this model may be understood as a form of arrested spinodal decomposition. Starting from a homogeneous solution ϕ_0 with $U''(\phi) < 0$, the early-time Langevin evolution will produce the exponentially growing modes of spinodal decomposition for large q , but for small q fluctuations are damped. Spinodal decomposition is arrested at a characteristic scale in momentum space, with ϕ_0 stabilized by the nonlocal term. From this point of view, the chief dynamical difference between the patterned region and the unstable region is that in the patterned region, low q fluctuations are suppressed but grow exponentially with t in the unstable region.

The presence of a characteristic scale, obvious in the Fourier transforms of configuration snapshots, may seem reminiscent of model B dynamics for a conserved order parameter [24, 28, 29]. In model B dynamics with $g = 0$, the system will eventually leave the spinodal region $U''(\phi) < 0$ as phase separation completes. This does not happen in this model when $g \neq 0$; large homogeneous regions are unstable to fluctuations of nonzero q . In particular, coarsening at arbitrarily large scales does not occur: the order parameter is not conserved, and large-scale (small- q) fluctuations relax quickly.

B. Arrested spinodal decomposition vs. microphases

The dichotomy between a tachyonic origin of equilibrium patterned phases and the microphase model is reminiscent of the distinction between spinodal decomposition and nucleation and growth in phase transition dynamics. If we take $g = 0$ in S_{eff} , we recover standard model A dynamics for a ϕ^4 field theory. A homogeneous field configuration ϕ_u with $U''(\phi_u) < 0$ will decay via spinodal decomposition, characterized by time-dependent patterns characterized by coarsening and phase separation. In model A dynamics, the field is unstable against exponentially growing low-momentum modes, with the $q = 0$ growing fastest. On the other hand, a metastable field configuration ϕ_m is characterized as a local minimum of U , but not the global minimum ϕ_g of U , so that $U(\phi_m) > U(\phi_g)$. It is easy to produce such metastable states in a ϕ^4 model by adding a symmetry-breaking term $-h\phi$ to the action, as we have done. Conceptually, spinodal decomposition is naturally understood in momentum space, while nucleation is understood in real space. Classically, they were considered to be two different processes. However, it is known that there is typically no sharp boundary between these two mechanisms observed in simulations of phase transition dynamics [30–32].

In the microphase approach to pattern formation [17, 18], solutions of the field equations are found which represent idealized geometries such as dots or stripes, from which different microphases are constructed. The microphase with the lowest free energy is considered to be the stable phase, and in principle there are first-order phase transitions between distinct microphases. This strategy is explored extensively in [17] for the Coulomb-frustrated ϕ^4 model. It should be clear that the stable microphases are closely related to the bubbles of nucleation theory, in the same way that arrested spinodal decomposition is related to spinodal decomposition. However, we do not see any evidence for a phase transition between microphases in our lattice simulations. The pattern morphology seen in simulations at different values of h and g does not show abrupt changes, as the microphase picture predicts. On the other hand, there are models for which it has been rigorously shown that the zero-temperature behavior is that of an ordered striped phase [33], as suggested by the microphase picture. We propose that the relation of our tachyonic picture of pattern formation to the microphase picture is essentially the same as that of spinodal decomposition to nucleation and growth. There are regions of parameter space where the behavior of a patterning system are well-described by microphases, or by arrested spinodal decomposition, but the distinction is not sharp.

C. Computational complexity

The observation of pattern formation in field theories with complex actions raises interesting issues about computational complexity as well as ergodicity breaking in bosonic models with sign problems. Some characteristics observed in our simulations, such as large numbers of distinct configurations and slow quasizero modes, are reminiscent of glassy behavior, and it has been argued that at low temperatures, the patterned phase gives way to a glassy phase [34, 35]. It is known that the problem of finding the ground state of an Ising model with general couplings is NP-hard [5]. Certain fermionic models with sign problems have been mapped to the Ising spin glass, a known NP-hard problem [4]. We are unaware of general results for bosonic models with sign problems. However, the Coulomb frustrated model, which our model becomes in the $m_\chi \rightarrow 0$ limit, has been used as an example of a system exhibiting glassy behavior without quenched disorder [34, 35].

V. UNIVERSALITY

We can extend conventional scalar field theory universality classes by augmenting the appropriate models with additional \mathcal{PT} -symmetric fields. For every conventional scalar universality class, there are \mathcal{PT} -symmetric extensions of the model that exhibit patterning behavior in the vicinity of a critical point. Consider a general \mathcal{PT} -symmetric scalar theory in d dimensions. We suppose there is a set of fields ϕ^a that transform trivially under \mathcal{P} and \mathcal{T} transformations and a set of fields χ^b that transform nontrivially in such a way that the action is invariant under the combined action of the operators \mathcal{PT} . For example, we can extend the model described by in Eq. (1) to one with an $O(N)$ symmetry acting on both $\vec{\phi}$ and $\vec{\chi}$ fields, with \mathcal{PT} -symmetric couplings such as $-ig\vec{\phi}\cdot\vec{\chi}$.

We find homogeneous equilibrium phases by minimizing V , with (ϕ_0^a, χ_0^b) the global minimum among all homogeneous solutions. We assume that \mathcal{PT} symmetry is maintained, which implies that ϕ_0^a is real, χ_0^b is imaginary and $V(\phi_0, \chi_0)$ is real. The mass matrix \mathcal{M} associated with this solution is given in block form by

$$\mathcal{M} = \begin{pmatrix} \frac{\partial^2 V}{\partial \phi^2} & \frac{\partial^2 V}{\partial \phi \partial \chi} \\ \frac{\partial^2 V}{\partial \phi \partial \chi} & \frac{\partial^2 V}{\partial \chi^2} \end{pmatrix} \quad (18)$$

evaluated at (ϕ_0^a, χ_0^b) . This mass matrix is not necessarily Hermitian but is \mathcal{PT} -symmetric. In the two-component case, we had $\mathcal{M} = \sigma_3 \mathcal{M}^* \sigma_3$. This generalizes to the multicomponent case as

$$\mathcal{M} = \Sigma \mathcal{M}^* \Sigma, \quad (19)$$

where Σ is a diagonal matrix with entries ± 1 . The characteristic equations for M and M^* are the same, so they have the same eigenvalues. As a consequence, the eigenvalues of \mathcal{M} must either both be real or form a complex-conjugate pair. As before, the zeros of $\det(q^2 + \mathcal{M})$ are the poles of the matrix propagator. In order for the expectation values of the fields (ϕ_0, χ_0) to be stable at quadratic order against $q^2 = 0$ perturbations, we must have $\det(\mathcal{M}) > 0$. Instability with respect to $q^2 = 0$ fluctuations occurs when $\det(\mathcal{M}) < 0$, and $\det(q^2 + \mathcal{M})$ has an odd number of real positive roots. A homogeneous solution represents a normal phase, perhaps metastable, if $\det(q^2 + \mathcal{M})$ has zeros only for q^2 and negative. The matrix propagator decays exponentially in all channels. In regions of parameter space where a homogeneous solution gives rise to complex zeros of $\det(q^2 + \mathcal{M})$, the matrix propagator will exhibit sinusoidal modulation of exponential decay in the associated channels, but the homogeneous vacuum is stable. If a homogeneous solution has $\det(\mathcal{M}) > 0$ and an even number of real, positive roots, it will be quadratically stable against $q^2 = 0$ fluctuations, but not against fluctuations where q^2 is a positive root. This is the signal that pattern formation is a Lifshitz transition.

The one-loop effective potential $V_{\text{eff}}(\phi, \chi)$ is given by

$$V_{\text{eff}}(\phi, \chi) = V(\phi, \chi) + \frac{1}{2} \int \frac{d^d q}{(2\pi)^d} [\log \det(q^2 + \mathcal{M})]. \quad (20)$$

When $\det(q^2 + \mathcal{M})$ is negative for q^2 in some positive interval, the ground state energy density of the homogeneous state $V_{\text{eff}}(\phi, \chi)$ will have an imaginary part, indicating its instability. This is conventionally interpreted as a decay rate. For a state unstable with respect to $q^2 = 0$ fluctuations, where $\det(\mathcal{M}) < 0$, the decay rate is a measure of the time to reach a new phase where the expected values of ϕ and χ are different. For phases exhibiting pattern formation, where $\det(\mathcal{M}) > 0$, the decay rate is a measure of the time required to move from a homogeneous phase to the patterned phase, with no change in the expected values of ϕ and χ . In either case, it is given by

$$\Gamma = \frac{\pi}{2} \int_{\mathcal{R}} \frac{d^d q}{(2\pi)^d}, \quad (21)$$

where \mathcal{R} is the region of q space where $\det \mathcal{M} < 0$. This formula is equivalent to the one given by Weinberg and Wu [36], where the decay rate is given in terms of the zero-point energy of the tachyonic modes. Note that this decay rate is perturbative, representing a fast decay, in contrast to the slow modes associated with changing pattern morphology. This indicates that relaxation from a given initial condition may take little simulation time relative to autocorrelation time. Adequately sampling the equilibrium state may require a great deal of time depending on the target observables. In the general case, there may be more than one homogeneous solution that is unstable to pattern formation. We cannot necessarily predict which inhomogeneous phase has the lowest free energy. In the case of a theory with three or more components, pattern formation may be quite complicated [33].

VI. APPLICATION TO QCD

QCD at finite density is a multi-component field theory with a generalized \mathcal{PT} symmetry. Its widely-conjectured phase structure is characterized by a first-order line with a critical end point in the $Z(2)$ universality class. Although a thorough treatment of the critical behavior requires an understanding of quark degrees of freedom, it is sufficient for our purposes to focus on the real and imaginary parts P_R and P_I of the trace of the Polyakov loop. The real part, P_R , is the order parameter for the pure gauge deconfinement transition. This transition is in the three-dimensional $Z(3)$ universality class, and is first-order. The order parameter $\langle P_R \rangle$ is zero in the low-temperature, confined phase, and jumps at the deconfinement transition temperature to a nonzero value. When dynamical quark fields with realistic masses are added at finite temperature, the phase transition is replaced by a rapid crossover where $\langle P_R \rangle$ rapidly increases with temperature. Over the same temperature interval, the chiral condensate of u and d quarks rapidly decreases with temperature.

It is widely believed, mostly on the basis of theoretical models but also simulations, that this crossover behavior extends into the $\mu - T$ plane, eventually running into a low-temperature, first-order line coming out of the $T = 0$ axis, with a second-order critical end point at the point where the first-order line becomes a cross-over. It is in the vicinity of the critical end-point that pattern formation is possible. It is well known that QCD at nonzero temperature and baryon density has a sign problem. The origin of the sign problem can be seen simply from the contribution of heavy quarks and antiquarks to the Euclidean space partition function. Heavy quarks move through spacetime on essentially straight timelike trajectories. When a heavy quark traverses a topologically nontrivial closed loop from $t = 0$ to $t = \beta = 1/T$, it carries with it a factor of P . Similarly, heavy antiquarks carry a factor of P^\dagger . This is just the nonabelian Aharonov-Bohm phase factor for a closed loop. If $\mu = 0$, these contributions to the partition function are equally weighted, and the partition function is real. If $\mu \neq 0$, however, nontrivial quark trajectories carry a factor $e^{\beta\mu P}$ and antiquarks a factor $e^{-\beta\mu P^\dagger}$, and the weights of different configurations in the partition function become complex.

Euclidean QCD with $\mu \neq 0$ in fact possesses a symmetry of \mathcal{PT} type; specifically, invariance under \mathcal{CK} . Charge conjugation \mathcal{C} is an unitary transformation which exchanges P and P^\dagger , while \mathcal{K} is an anti-unitary transformation which also exchanges P and P^\dagger . Although \mathcal{K} would also conjugate any complex numbers appearing in configuration weights, those do not appear because they would cause a sign problem at $\mu = 0$, which does not occur. Thus QCD in Euclidean space at finite density has a generalized \mathcal{PT} symmetry. This is completely consistent with the expected behavior of QCD at finite density. The expectation value of P_I is zero when the chemical potential is zero. It becomes nonzero when the chemical potential μ is nonzero, but \mathcal{CK} symmetry requires it to be purely imaginary. This gives rise to two different real expectation values for P and P^\dagger . This in turn implies that the free energies required to insert a static quark versus a static antiquark are different, as expected when $\mu \neq 0$.

The universality class of the critical end point is widely believed to be in the $Z(2)$ universality class, which is also the universality class of the conventional liquid-gas phase transition. Because the baryon number density has a discontinuity across the first-order line, it is a natural expectation. The three-dimensional effective field theory for P_R and P_I falls naturally into the universality class of the \mathcal{PT} extension of $Z(2)$ critical behavior, with P_R and P_I identified with ϕ and χ respectively. This raises the possibility that finite-density QCD could exhibit pattern formation near its critical end point, composed of regions of confined and deconfined phase. This is an attractive and interesting possibility, as it would lead to balls of deconfined quark matter appearing near the critical end-point on the low- μ side of the critical line, while balls of confined baryonic matter would appear on the high- μ side of the critical line. Rod and sheet phases are also possible. This is the QCD analog of nuclear pasta in neutron star crusts [21]. However, this simple picture does not take into account the behavior of the chiral order parameter. We know from Polyakov-Nambu-Jona Lasinio (PNJL) models and from simulations that analysis of the critical behavior of QCD at finite temperature must take into account both confinement-deconfinement and chiral phenomena to arrive at a complete description. It has been suggested that the chiral degrees of freedom may also become unstable near the critical line due to a Lifshitz instability [37, 38]. Thus we face the exciting possibility that the behavior of QCD at finite density may be much richer than previously conceived, posing new challenges to theory, simulation and experiment.

Acknowledgements

MCO thanks C. M. Bender and Z. Nussinov and STS thanks A. Grebe and G. Kanwar for helpful discussions. S. T. S. was supported by a Graduate Research Fellowship from the U.S. National Science Foundation under Grant No. 1745302; the U.S. Department of Energy, Office of Science, Office of Nuclear Physics, from DE-SC0011090; and

fellowship funding from the MIT Department of Physics.

-
- [1] Philippe de Forcrand. Simulating QCD at finite density. *PoS*, LAT2009:010, 2009. doi:10.22323/1.091.0010.
- [2] Sourendu Gupta. QCD at finite density. *PoS*, LATTICE2010:007, 2010. doi:10.22323/1.105.0007.
- [3] Gert Aarts. Introductory lectures on lattice QCD at nonzero baryon number. *J. Phys. Conf. Ser.*, 706(2):022004, 2016. doi:10.1088/1742-6596/706/2/022004.
- [4] Matthias Troyer and Uwe-Jens Wiese. Computational complexity and fundamental limitations to fermionic quantum monte carlo simulations. *Phys. Rev. Lett.*, 94:170201, May 2005. doi:10.1103/PhysRevLett.94.170201.
- [5] F Barahona. On the computational complexity of ising spin glass models. *Journal of Physics A: Mathematical and General*, 15(10):3241–3253, oct 1982. doi:10.1088/0305-4470/15/10/028.
- [6] Carl M. Bender and Stefan Boettcher. Real spectra in non-Hermitian Hamiltonians having PT symmetry. *Phys. Rev. Lett.*, 80:5243–5246, 1998. doi:10.1103/PhysRevLett.80.5243.
- [7] Carl M. Bender. Making sense of non-Hermitian Hamiltonians. *Rept. Prog. Phys.*, 70:947, 2007. doi:10.1088/0034-4885/70/6/R03.
- [8] Peter N. Meisinger and Michael C. Ogilvie. PT Symmetry in Classical and Quantum Statistical Mechanics. *Phil. Trans. Roy. Soc. Lond.*, A371:20120058, 2013. doi:10.1098/rsta.2012.0058.
- [9] Liang Feng, Ramy El-Ganiany, and Li Ge. Non-hermitian photonics based on parity-time symmetry. *Nature Photonics*, 11:752–762, 2017.
- [10] R. El-Ganiany, K. G. Makris, M. Khajavikhan, Z. H. Musslimani, S. Rotter, and D. N. Christodoulides. Non-hermitian physics and pt symmetry. *Nature Physics*, 14:11–19, January 2018.
- [11] M.-A. Miri and A. Alu. Exceptional points in optics and photonics. *Science*, 363:eaar7709, 2019.
- [12] C. M. Bender. *PT Symmetry: In Quantum and Classical Physics*. WorldScientific, 2019.
- [13] M. E. Fisher. Yang-Lee Edge Singularity and ϕ^3 Field Theory. *Phys. Rev. Lett.*, 40:1610–1613, 1978. doi:10.1103/PhysRevLett.40.1610.
- [14] Michael C. Ogilvie and Leandro Medina. Simulation of Scalar Field Theories with Complex Actions. *PoS*, LATTICE2018:157, 2018. doi:10.22323/1.334.0157.
- [15] Michael Seul and David Andelman. Domain shapes and patterns: The phenomenology of modulated phases. *Science*, 267(5197):476–483, 1995. doi:10.1126/science.267.5197.476.
- [16] C. Ortix, J. Lorenzana, and C. Di Castro. Coulomb-frustrated phase separation phase diagram in systems with short-range negative compressibility. *Phys. Rev. Lett.*, 100:246402, Jun 2008. doi:10.1103/PhysRevLett.100.246402.
- [17] C. B. Muratov. Theory of domain patterns in systems with long-range interactions of coulomb type. *Phys. Rev. E*, 66:066108, Dec 2002. doi:10.1103/PhysRevE.66.066108.
- [18] D. G. Ravenhall, C. J. Pethick, and J. R. Wilson. Structure of Matter Below Nuclear Saturation Density. *Phys. Rev. Lett.*, 50:2066–2069, 1983. doi:10.1103/PhysRevLett.50.2066.
- [19] Masa-aki Hashimoto, Hironori Seki, and Masami Yamada. Shape of Nuclei in the Crust of Neutron Star. *Progress of Theoretical Physics*, 71(2):320–326, 02 1984. doi:10.1143/PTP.71.320.
- [20] M. E. Caplan and C. J. Horowitz. Colloquium : Astromaterial science and nuclear pasta. *Rev. Mod. Phys.*, 89(4):041002, 2017. doi:10.1103/RevModPhys.89.041002.
- [21] Charles J. Horowitz, M. A. Perez-Garcia, and J. Piekarewicz. Neutrino - pasta scattering: The Opacity of nonuniform neutron - rich matter. *Phys. Rev.*, C69:045804, 2004. doi:10.1103/PhysRevC.69.045804.
- [22] M. A Glaser, G. M Grason, R. D Kamien, A Košmrlj, C. D Santangelo, and P Ziherl. Soft spheres make more mesophases. *Europhysics Letters (EPL)*, 78(4):46004, may 2007. doi:10.1209/0295-5075/78/46004.
- [23] C. Ortix, J. Lorenzana, and C. Di Castro. Universality classes for coulomb frustrated phase separation. *Physica B: Condensed Matter*, 404(3):499 – 502, 2009. doi:https://doi.org/10.1016/j.physb.2008.11.045.
- [24] P. M. Chaikin and T. C. Lubensky. *Principles of Condensed Matter Physics*. Cambridge University Press, Cambridge, 1995.
- [25] John Stephenson. Ising model with antiferromagnetic next-nearest-neighbor coupling: Spin correlations and disorder points. *Phys. Rev. B*, 1:4405–4409, Jun 1970. doi:10.1103/PhysRevB.1.4405.
- [26] A. Giuliani and R. Seiringer. Periodic striped ground states in ising models with competing interactions. *Commun. Math. Phys.*, 347:983, 2016. URL <https://link.springer.com/article/10.1007/s00220-016-2665-0>.
- [27] P. N. Timonin and Gennady Y. Chitov. Infinite cascades of phase transitions in the classical ising chain. *Phys. Rev. E*, 96:062123, Dec 2017. doi:10.1103/PhysRevE.96.062123.
- [28] M. C. Cross and P. C. Hohenberg. Pattern formation outside of equilibrium. *Rev. Mod. Phys.*, 65:851–1112, Jul 1993. doi:10.1103/RevModPhys.65.851. URL <https://link.aps.org/doi/10.1103/RevModPhys.65.851>.
- [29] A.J. Bray. Theory of phase-ordering kinetics. *Advances in Physics*, 43(3):357–459, 1994. doi:10.1080/00018739400101505. URL <https://doi.org/10.1080/00018739400101505>.
- [30] J. S. Langer, M. Bar-on, and Harold D. Miller. New computational method in the theory of spinodal decomposition. *Phys. Rev. A*, 11:1417–1429, Apr 1975. doi:10.1103/PhysRevA.11.1417.
- [31] K. Binder, C. Billotet, and P. Miold. On the theory of spinodal decomposition in solid and liquid binary mixtures. *Zeitschrift für Physik B Condensed Matter*, 30(2):183–195, Jun 1978. doi:10.1007/BF01320985.

- [32] Amitabha Chakrabarti. Transition from metastability to instability in the dynamics of phase separation. *Phys. Rev. B*, 45:9620–9625, May 1992. doi:10.1103/PhysRevB.45.9620.
- [33] Saurish Chakrabarty and Zohar Nussinov. Modulation and correlation lengths in systems with competing interactions. *Phys. Rev. B*, 84:144402, Oct 2011. doi:10.1103/PhysRevB.84.144402.
- [34] Jörg Schmalian and Peter G. Wolynes. Stripe glasses: Self-generated randomness in a uniformly frustrated system. *Phys. Rev. Lett.*, 85:836–839, Jul 2000. doi:10.1103/PhysRevLett.85.836. URL <https://link.aps.org/doi/10.1103/PhysRevLett.85.836>.
- [35] Harry Westfahl, Jörg Schmalian, and Peter G. Wolynes. Self-generated randomness, defect wandering, and viscous flow in stripe glasses. *Phys. Rev. B*, 64:174203, Oct 2001. doi:10.1103/PhysRevB.64.174203. URL <https://link.aps.org/doi/10.1103/PhysRevB.64.174203>.
- [36] Erick J. Weinberg and Ai-qun Wu. Understanding Complex Perturbative Effective Potentials. *Phys. Rev.*, D36:2474, 1987. doi:10.1103/PhysRevD.36.2474.
- [37] Robert D. Pisarski, Vladimir V. Skokov, and Alexei Tselik. A Pedagogical Introduction to the Lifshitz Regime. *Universe*, 5(2):48, 2019. doi:10.3390/universe5020048.
- [38] R.D. Pisarski, F. Rennecke, A. Tselik, and S. Valgushev. The Lifshitz Regime and its Experimental Signals. In *28th International Conference on Ultrarelativistic Nucleus-Nucleus Collisions*, 4 2020.