

# GRADIENT FLOW FINITE ELEMENT DISCRETIZATIONS WITH ENERGY-BASED ADAPTIVITY FOR THE GROSS-PITAEVSKII EQUATION

PASCAL HEID, BENJAMIN STAMM, AND THOMAS P. WIHLE

**ABSTRACT.** We present an effective adaptive procedure for the numerical approximation of the steady-state Gross–Pitaevskii equation. Our approach is solely based on energy minimization, and consists of a combination of gradient flow iterations and adaptive finite element mesh refinements. Numerical tests show that this strategy is able to provide highly accurate results, with optimal convergence rates with respect to the number of freedom.

## 1. INTRODUCTION

In quantum physics, *Bose–Einstein condensates (BEC)* are important objects of study that feature various interesting properties including macroscopic quantum effects, superfluidity, and occurrence of quantum vortices (in the presence of a magnetic field). In order to model the steady states of BEC consisting of a collection of bosonic quantum particles, the time-independent *Gross–Pitaevskii equation (GPE)* is widely used, see [16, 24, 28]. It can be derived from the many-body Schrödinger equation with a given interaction potential in the limit of a large number of particles by applying a Hartree–Fock ansatz of a symmetric tensor product of a single-particle function (in contrast to a single determinant for fermions). Indeed, the Hartree–Fock ansatz becomes exact in the (dilute) mean-field limit (i.e. under certain assumptions on the interaction between particles such as radial symmetry, repulsive and short-range), see [40, 41] for some rigorous results. The GPE is a *nonlinear eigenvalue problem* that represents the Euler-Lagrange equation of the Gross–Pitaevskii energy functional, given by

$$\mathbf{E}(v) := \int_{\Omega} \left( \frac{1}{2} |\nabla v|^2 + V(\mathbf{x}) |v|^2 + \frac{\beta}{2} |v|^4 \right) d\mathbf{x}, \quad (1)$$

under the following normalization constraint for the single particle functions  $v$ :

$$\|v\|_{L^2(\Omega)} = 1. \quad (2)$$

Here,  $\Omega \subset \mathbb{R}^d$ ,  $d = \{1, 2, 3\}$ , is a bounded, connected, and open set with Lipschitz boundary,  $V \in L^\infty(\Omega)$  is a potential function with  $V \geq 0$  almost everywhere, and  $\beta \geq 0$  is a constant. We note that the fourth-order term in  $\mathbf{E}$  (causing the associated eigenvalue to be nonlinear if  $\beta > 0$ ) results from the interaction of particles. The global minimizer of  $\mathbf{E}$  under the constraint (2) is called the (*normalized*) *ground state* of (1).

**State-of-the-art of numerical methods for BEC.** An overview of models and numerical schemes for the GPE is provided in [6]. In general terms, the minimizer of the Gross–Pitaevskii energy functional (1) can be found either

- (i) by solving the corresponding Euler-Lagrange formulation, i.e. the GPE,
- (ii) or by direct minimization (under the normalization constraint (2)).

---

CENTER FOR COMPUTATIONAL ENGINEERING SCIENCE, SCHINKELSTR. 2, D-52062 AACHEN, GERMANY  
 MATHEMATICS INSTITUTE, UNIVERSITY OF BERN, CH-3012 BERN, SWITZERLAND  
*E-mail addresses:* `pascal.heid@math.unibe.ch`, `best@mathcces.rwth-aachen.de`,  
`thomas.wihler@math.unibe.ch`.

2010 *Mathematics Subject Classification.* 35P30, 47J25, 49M25, 49R05, 65N25, 65N30, 65N50.

*Key words and phrases.* Semilinear elliptic operators, linear and nonlinear eigenvalue problems, energy minimization, gradient flows, iterative Galerkin procedures, adaptive finite element methods.

The authors acknowledge the financial support of the Swiss National Science Foundation (SNF), Grant No. 200021\_182524.

In the context of (i), classical spatial discretization approaches such as finite element methods [14, 32, 44, 45], finite difference schemes [22, 44], Fourier methods [11, 19], or (pseudo-) spectral methods [9, 12, 13] can be applied in a classical way. One possibility to deal with the nonlinearity occurring in the eigenvalue problem is to employ the Roothaan iteration scheme [21], also referred to as self-consistent field (SCF) iteration procedure. Alternatively, Newton’s method [17] or adaptations to the inverse power method [38] can be used. The idea of combining the iterative solution of the nonlinear eigenvalue problem and of mesh refinements in finite element discretizations has been addressed in [18, 21, 22, 32].

Among the class of methods (ii) we point to the imaginary time method [3, 4, 7, 11] which, upon employing an imaginary time transformation,  $t \rightarrow -it$ , is based on the observation that the time-dependent GPE relaxes to the ground state as time evolves. In addition, upon interpreting the imaginary time method as a steepest descent method for the energy functional  $E$  from (1), the closely related gradient flow approaches [8–10, 25, 35, 39, 44, 46] can be derived. Further numerical solution methods in the scope of (ii) include a recently proposed preconditioned conjugate gradient method [5], direct energy minimization using symmetric properties [14] (which simplify the constraint minimization problem), or the combination of gradient flows and Riemannian optimization [26].

**Contribution.** The aim of this work is to provide a numerical approximation procedure for the ground state of the Gross–Pitaevskii functional (1), under the constraint (2), which is based on a simultaneous interplay of gradient flow iterations and local adaptive finite element mesh refinements. This idea follows the recent developments on the (adaptive) *iterative linearized Galerkin (ILG)* methodology [1, 2, 23, 33, 34, 37], whereby adaptive discretizations and iterative nonlinearity solvers are combined in an intertwined way; we also refer to the closely related works [15, 29–31].

A key building block of the numerical scheme to be presented in this paper concerns the decision of whether local mesh refinements or gradient flow iterations should be given preference on a given finite element discretization space. This is accomplished by monitoring the energy decay resulting from the gradient flow, and by performing a comparison to the energy loss caused by the latest mesh refinement. Then, depending on which effect is currently dominant, we either undertake another gradient flow step, or the mesh is refined adaptively. We emphasize that this is a very natural approach for the given problem since both the (conforming) finite element method and the recently proposed gradient flow method [35] are both guaranteed to be energy-decreasing (owing to the variational principle). The proposed numerical method thereby generates a sequence of finite element approximations defined on adaptively refined spaces which provide a corresponding sequence of monotonically decreasing energies.

Proceeding along the energy minimization approach in [36], the adaptive mesh-refinement strategy in this work is based on identifying a subset of elements in the mesh for which a local refinement will potentially provide a significant (local) contribution to the total energy decay. To this end, for each element in the mesh, we first apply a local gradient flow step on a locally refined patch; these computations, since local and independent, can be done in parallel and only involve very few degrees of freedom. Then, a Dörfler marking strategy [27, Sec. 4.2] selects the most promising elements for refinement. The numerical tests illustrate optimal convergence rates in the number of unknowns for a variety of examples—both linear or nonlinear models, with smooth or irregular potentials, will be investigated.

**Outline.** In Section 2 we present the framework of the Gross–Pitaevskii equation and motivate its associated gradient flow system. Moreover, Section 3 is devoted to the finite element discretization and the adaptive mesh refinement strategy. Furthermore, Section 4 presents various numerical tests in 2D. Finally, we add some concluding remarks in Section 5.

## 2. THE GROSS–PITAEVSKII EQUATION AND GRADIENT FLOWS

**2.1. Nonlinear eigenvalue formulation.** We observe that the energy functional  $E$  from (1) is Fréchet differentiable on the Sobolev space  $\mathbb{H} := H_0^1(\Omega)$  (defined to be the space of all functions

with weak gradient in  $L^2$  and zero trace along the boundary  $\partial\Omega$ ); indeed, a simple calculation reveals that

$$\langle \mathbf{E}'(v), w \rangle = \int_{\Omega} (\nabla v \cdot \nabla w + 2V(\mathbf{x})vw + 2\beta|v|^2vw) \, d\mathbf{x}, \quad v, w \in \mathbb{H}, \quad (3)$$

where  $\langle \cdot, \cdot \rangle$  signifies the dual product in  $\mathbb{H}^* \times \mathbb{H}$ . The Euler-Lagrange formulation of the constrained minimization problem

$$\arg \min_{v \in S_{\mathbb{H}}} \mathbf{E}(v),$$

with  $S_{\mathbb{H}} := \{v \in \mathbb{H} : \|v\|_{L^2(\Omega)} = 1\}$  signifying the  $L^2$ -unit sphere in  $\mathbb{H}$ , is given by

$$v \in \mathbb{H} : \quad \langle \mathbf{E}'(v), w \rangle = \lambda(v, w)_{L^2(\Omega)} \quad \forall w \in \mathbb{H}. \quad (4)$$

Here, the scalar  $\lambda$  takes the role of a Lagrange multiplier corresponding to the norm constraint (2). The *nonlinear* eigenvalue problem (4) is called the *Gross–Pitaevskii equation (GPE)*. If  $v \in S_{\mathbb{H}}$  is an eigenfunction of (4) associated with an eigenvalue  $\lambda$ , then we note that

$$\lambda = \langle \mathbf{E}'(v), v \rangle = 2\mathbf{E}(v) + \beta\|v\|_{L^4(\Omega)}^4 > 0. \quad (5)$$

Given that  $V \geq 0$  (almost everywhere in  $\Omega$ ) and  $\beta \geq 0$ , the Gross–Pitaevskii eigenvalue problem (4) has a unique ( $L^2$ -normalized) positive eigenfunction  $u_{\text{GS}} > 0$  which is the ground state of the Bose–Einstein condensate (1), see [35, Lem. 5.4]; in particular,  $u_{\text{GS}}$  is an eigenfunction to the minimal (and simple) eigenvalue, signified by  $\lambda_{\text{GS}}$  of (4), see [20].

**2.2. Continuous gradient flow.** The ground state  $u_{\text{GS}}$  will be determined iteratively. To this end, we employ the *projected gradient flow* approach proposed in [35]. One of the key ideas is to introduce a weighted energy inner product on  $\mathbb{H} \times \mathbb{H}$ : For fixed  $z \in \mathbb{H}$ , we let

$$a_z(v, w) := \int_{\Omega} (\nabla v \cdot \nabla w + 2V(\mathbf{x})vw + 2\beta|z|^2vw) \, d\mathbf{x}, \quad v, w \in \mathbb{H}. \quad (6)$$

Owing to the Riesz representation theorem, for any  $v \in \mathbb{H}$ , it exists a unique  $\mathbf{G}_z(v) \in \mathbb{H}$  such that

$$a_z(\mathbf{G}_z(v), w) = (v, w)_{L^2} \quad \forall w \in \mathbb{H}. \quad (7)$$

If  $z \neq 0$ , we notice that  $a_z(\mathbf{G}_z(z), z) = \|z\|_{L^2}^2 > 0$ , and therefore  $\mathbf{G}_z(z) \neq 0$ . Hence, we may consider the linear mapping

$$\mathbf{P}_z : \mathbb{H} \rightarrow \mathbb{T}_z, \quad \mathbf{P}_z(v) = v - \frac{(z, v)_{L^2(\Omega)}}{a_z(\mathbf{G}_z(z), \mathbf{G}_z(z))} \mathbf{G}_z(z), \quad (8)$$

where

$$\mathbb{T}_z := \{w \in \mathbb{H} : (z, w)_{L^2} = 0\};$$

for  $z = 0$ , we have  $\mathbb{T}_0 = \mathbb{H}$ , and  $\mathbf{P}_0$  is the identity map. Using (7), it is fairly elementary to verify that

$$a_z(v - \mathbf{P}_z(v), w) = 0 \quad \forall v \in \mathbb{H}, \forall w \in \mathbb{T}_z, \quad (9)$$

i.e.  $\mathbf{P}_z$  is the orthogonal projection onto the (tangential plane)  $\mathbb{T}_z$  with respect to the  $a_z$ -inner product.

Based on the above definitions, we are now ready to present the gradient flow induced by the inner product from (6). More precisely, we consider a trajectory  $u : [0, \infty) \rightarrow \mathbb{H}$  which, for a given initial value  $u(0) = u_0 \in S_{\mathbb{H}}$ , follows the dynamical system

$$\dot{u}(t) = -\mathbf{P}_{u(t)}(u(t)), \quad t > 0. \quad (10)$$

The existence of a solution  $u$  has been discussed in [35, Sec. 3.1 & 3.2].

In order to motivate the gradient flow system (10), we briefly revisit some arguments from [35, Proof of Theorem 3.2]:

- (i) For any  $v, z \in \mathbb{H}$ , we define  $\nabla_z \mathbf{E}(v) \in \mathbb{H}$  to be the Riesz representative of the steepest descend direction  $\mathbf{E}'(v)$  at  $v$  with respect to the  $a_z$ -inner product, i.e.

$$a_z(\nabla_z \mathbf{E}(v), w) = \langle \mathbf{E}'(v), w \rangle \quad \forall w \in \mathbb{H}.$$

Then, using (10), employing (9) respectively (6), and recalling (3), for any  $t > 0$ , we notice that

$$\begin{aligned} a_{u(t)}(\dot{u}(t), w) &= a_{u(t)}(-\mathbf{P}_{u(t)}(u(t)), w) \\ &= a_{u(t)}(-u(t), \mathbf{P}_{u(t)}(w)) \\ &= \langle -\mathbf{E}'(u(t)), \mathbf{P}_{u(t)}(w) \rangle \\ &= a_{u(t)}(-\nabla_{u(t)} \mathbf{E}(u(t)), \mathbf{P}_{u(t)}(w)) \\ &= a_{u(t)}(\mathbf{P}_{u(t)}(-\nabla_{u(t)} \mathbf{E}(u(t))), w), \end{aligned}$$

for any  $w \in \mathbb{H}$ . This implies that the gradient flow from (10) follows the orthogonal projection of the steepest descend direction  $-\nabla_{u(t)} \mathbf{E}(u(t))$ , for  $t > 0$ , onto the tangential plane  $\mathbb{T}_{u(t)}$ .

- (ii) Observe that

$$\dot{u}(t) \in \mathbb{T}_{u(t)} \quad \forall t > 0. \quad (11)$$

Hence,

$$\frac{d}{dt} \|u(t)\|_{\mathbb{L}^2}^2 = 2(u(t), \dot{u}(t))_{\mathbb{L}^2} = 0 \quad \forall t > 0.$$

In particular, it follows that  $\|u(t)\|_{\mathbb{L}^2} = \|u(0)\|_{\mathbb{L}^2} = 1$ . This means that the gradient flow stays on the sphere  $S_{\mathbb{H}}$  for any  $t > 0$ , i.e., physically speaking, it is mass preserving; cf. [35, Lem. 3.3].

- (iii) Using again (11) and invoking (9), for any  $t > 0$ , it holds that

$$\frac{d}{dt} \mathbf{E}(u(t)) = \langle \mathbf{E}'(u(t)), \dot{u}(t) \rangle = a_{u(t)}(u(t), \dot{u}(t)) = -a_{u(t)}(-\mathbf{P}_{u(t)}(u(t)), \dot{u}(t)). \quad (12)$$

Thus, implementing (10) yields

$$\langle \mathbf{E}'(u(t)), \dot{u}(t) \rangle = -a_{u(t)}(\dot{u}(t), \dot{u}(t)) \leq 0 \quad \forall t > 0,$$

i.e. the energy  $\mathbf{E}(t)$  is monotone decreasing as  $t \rightarrow \infty$ ; cf. [35, Lem. 3.3].

- (iv) Since  $\mathbf{E}(v)$  is nonnegative for any  $v \in \mathbb{H}$ , the monotonicity property from (iii) implies that there is  $\mathbf{E}^* \geq 0$  with  $\lim_{t \rightarrow \infty} \mathbf{E}(u(t)) = \mathbf{E}_* < \infty$ . Hence, applying (12), we obtain the identity

$$0 \leq \int_0^\infty a_{u(\tau)}(\dot{u}(\tau), \dot{u}(\tau)) \, d\tau = \mathbf{E}(u_0) - \mathbf{E}_* < \infty,$$

which implies that  $\int_0^\infty \|\nabla \dot{u}(\tau)\|_{\mathbb{L}^2}^2 \, d\tau$  is bounded. It follows that  $u(t)$  has a limit  $u^* \in \mathbb{H}$  as  $t \rightarrow \infty$  (with  $\|u^*\|_{\mathbb{L}^2(\Omega)} = 1$ , cf. (ii)), and  $\mathbf{P}_{u^*}(u^*) = 0$  upon taking the limit in (10). Consequently, we deduce from (8) that  $u^* = \lambda^* \mathbf{G}_{u^*}(u^*)$ , where

$$\lambda^* = \frac{\|u^*\|_{\mathbb{L}^2}^2}{a_{u^*}(\mathbf{G}_{u^*}(u^*), \mathbf{G}_{u^*}(u^*))}.$$

Therefore, exploiting (7), for all  $w \in \mathbb{H}$ , we infer that

$$\langle \mathbf{E}'(u^*), w \rangle = a_{u^*}(u^*, w) = \lambda^* a_{u^*}(\mathbf{G}_{u^*}(u^*), w) = \lambda^*(u^*, w)_{\mathbb{L}^2},$$

i.e.  $u^* \neq 0$  is an eigenfunction for the GPE (4) to the eigenvalue  $\lambda^*$ .

**2.3. Discrete gradient flow.** For the purpose of computing an approximation of the continuous gradient flow trajectory from (10), we use the forward Euler discretization method. For a given initial value  $u^0 \in S_{\mathbb{H}}$  this yields a sequence of functions  $\{u^n\}_{n \geq 0} \subset S_{\mathbb{H}}$  which, for  $n \geq 0$ , is defined by

$$u^{n+1} = \frac{\widehat{u}^{n+1}}{\|\widehat{u}^{n+1}\|_{L^2(\Omega)}}, \quad (13a)$$

where

$$\widehat{u}^{n+1} = u^n - \tau_n \mathbf{P}_{u_n}(u_n) = (1 - \tau_n)u^n + \frac{\tau_n}{a_{u^n}(\mathbf{G}_{u^n}(u^n), \mathbf{G}_{u^n}(u^n))} \mathbf{G}_{u^n}(u^n). \quad (13b)$$

Here,  $\{\tau_n\}_{n \geq 0}$  is a sequence of positive (discrete) time steps that is assumed uniformly bounded from above and below with bounds  $\tau_{\max}$  and  $\tau_{\min}$ , respectively, such that  $0 < \tau_{\min} \leq \tau_n \leq \tau_{\max} < \infty$ . The scheme (13) is called *discrete gradient flow iteration (GFI)*.

**Remark 2.1.** Provided that the maximal time step  $\tau_{\max}$  is sufficiently small, it can be seen that the GFI scheme (13) yields guaranteed energy reduction. More precisely, there exists  $0 < \tau_{\max} = \mathcal{O}(\min\{\beta^{-1}, \mathbf{E}(u^0)^{-1/2}\})$  such that for all  $\tau_n \leq \tau_{\max} < 2$  it holds that  $\mathbf{E}(u^{n+1}) \leq \mathbf{E}(\widehat{u}^{n+1}) \leq \mathbf{E}(u^n)$ , see [35, Lem. 4.7]. Moreover, if  $\tau_n \leq 1$  for all  $n \geq 0$  then, for any starting value  $u^0 \in S_{\mathbb{H}}$  with  $u^0 \geq 0$ , the (full) sequence  $\{u^n\}_{n \geq 0}$  generated by the GFI (13) satisfies  $u^n \geq 0$  for all  $n \geq 0$  and converges strongly in  $\mathbb{H}$  to the unique positive ground state  $u_{\text{GS}}$ , see [35, Theorem 5.1].

### 3. ADAPTIVE GRADIENT FLOW FINITE ELEMENT DISCRETIZATION

We now focus on the adaptive spatial discretization of the gradient flow iteration scheme (13).

**3.1. Finite element discretization.** Consider a sequence of conforming and shape-regular partitions  $\{\mathcal{T}_N\}_{N \in \mathbb{N}}$  of the domain  $\Omega$  into simplicial elements  $\mathcal{T}_N = \{\kappa\}_{\kappa \in \mathcal{T}_N}$  (i.e. triangles for  $d = 2$  and tetrahedra for  $d = 3$ ). Moreover, for a (fixed) polynomial degree  $p \in \mathbb{N}$  and any subset  $\omega \subset \mathcal{T}_N$ , we introduce the finite element space

$$\mathbb{V}(\omega) = \{v \in \mathbb{H} : v|_{\kappa} \in \mathbb{P}_p(\kappa), \kappa \in \omega, v|_{\Omega \setminus \omega} = 0\},$$

with  $\mathbb{P}_p(\kappa)$  signifying the (local) space of all polynomials of maximal total degree  $p$  on  $\kappa$ ,  $\kappa \in \mathcal{T}_N$ . Furthermore, similarly as before, we denote by

$$S_{\mathbb{V}(\omega)} = \{v \in \mathbb{V}(\omega) : \|v\|_{\mathbb{L}_2} = 1\}$$

the  $\mathbb{L}_2$ -unit sphere in  $\mathbb{V}(\omega)$ . In the sequel, we apply the notations  $\mathbb{X}_N := \mathbb{V}(\mathcal{T}_N)$  and  $S_N := S_{\mathbb{V}(\mathcal{T}_N)}$ . We further denote by  $\mathbf{E}_N := \mathbf{E}|_{\mathbb{X}_N}$  the restriction of the energy functional  $\mathbf{E}$  from (1) to the Galerkin space  $\mathbb{X}_N$ . Then, due to the compactness of  $S_N$ , it exists a minimizer  $u_N \in \mathbb{X}_N$  of  $\mathbf{E}_N$ , i.e.  $\mathbf{E}(u_N) = \min_{v \in S_N} \mathbf{E}(v)$ , with  $(u_N, 1)_{L^2(\Omega)} \geq 0$ . Furthermore, if  $\{\mathbb{X}_N\}_{N \in \mathbb{N}}$  is a dense family of finite element subspaces of  $\mathbb{H}$ , then any sequence of minimizers  $u_N \in S_N$  of  $\mathbf{E}_N$  with  $(u_N, 1)_{L^2(\Omega)} \geq 0$  converges in  $H^1(\Omega)$  to the ground state  $u_{\text{GS}}$  of  $\mathbf{E}$ ; we refer to [19, Theorem 1] or [47, Theorem 3.1].

**3.2. Discrete GFI.** Let us define the (space) discrete version of the gradient flow iteration (13) on a finite element subspace  $\mathbb{X}_N \subset \mathbb{H}$ . For  $u \in \mathbb{X}_N$  we denote by  $\mathbf{G}^N(u) \in \mathbb{X}_N$  the unique solution of

$$a_u(\mathbf{G}^N(u), v) = (u, v)_{L^2(\Omega)} \quad \forall v \in \mathbb{X}_N;$$

cf. (7). Then, for  $n \geq 0$ , the space discrete GFI is given by

$$u_N^{n+1} = \frac{\widehat{u}_N^{n+1}}{\|\widehat{u}_N^{n+1}\|_{\mathbb{L}_2}}, \quad (14a)$$

where

$$\widehat{u}_N^{n+1} = (1 - \tau_N^n)u_N^n + \frac{\tau_N^n}{a_{u_N^n}(\mathbf{G}^N(u_N^n), \mathbf{G}^N(u_N^n))} \mathbf{G}^N(u_N^n), \quad (14b)$$

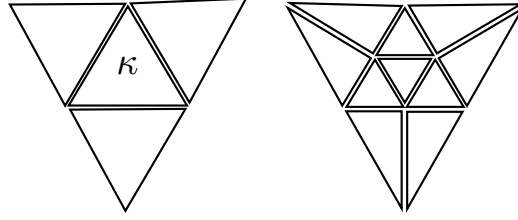


FIGURE 1. Local element patches associated to a triangular element  $\kappa$ . Left: Mesh patch  $\omega_\kappa$  consisting of the element  $\kappa$  and its face-neighbours. Right: Modified patch  $\tilde{\omega}_\kappa$  constructed based on red-refining  $\kappa$  and on green-refining its neighbours.

with a sequence of discrete time steps  $\{\tau_N^n\}_{n \geq 0}$  as in (13).

**Remark 3.1.** Consider a fixed mesh  $\mathcal{T}_N$  and associated approximation space  $\mathbb{X}_N$ . Let  $\{u_N^n\}_{n \geq 0} \subset \mathbb{X}_N$  be the sequence generated by the discrete GFI (14) with some initial value  $u_N^0 \in S_N$ . If  $\tau_N^n \leq \tau_{\max}$ , with  $\tau_{\max}$  as in Remark 2.1, for all  $n \geq 0$ , then the corresponding energies are strictly monotone decreasing, and there exists a limit energy  $E_N^* = \lim_{n \rightarrow \infty} E(u_N^n)$ . Furthermore, up to subsequences, we have  $u_N^n \rightarrow u_N^*$  strongly in  $\mathbb{H}$ , where  $u_N^* \in S_N$ , with  $E(u_N^*) = E_N^*$ , is a discrete eigenfunction of the corresponding GPE, i.e. there is  $\lambda_N^*$  so that

$$a_{u_N^*}(u_N^*, v) = \lambda_N^*(u_N^*, v)_{L^2(\Omega)} \quad \forall v \in \mathbb{X}_N. \quad (15)$$

We refer to [35, Corollary 4.11] for details.

**Remark 3.2.** In practical computations, in order to guarantee a positive energy decay in each iteration step, we propose the time step strategy within (14) given by

$$\tau_N^n = \max \{2^{-m} : E(u_N^{n+1}(2^{-m})) < E(u_N^n), m \geq 0\}, \quad n \geq 0.$$

where, for  $0 < s \leq 1$ , we write  $u_N^{n+1}(s)$  to denote the output of the discrete GFI (14) based on the time step  $\tau_N^n = s$  and on the previous approximation  $u_N^n$ . We observed in several examples that for the choice  $\tau_N^0 = 1$ , i.e. using  $m = 0$  above, no time correction was needed; we also refer to [35, Remark 4.8] for a discussion of the fixed time step  $\tau = 1$ . For that reason, and for the sake of keeping the computational cost minimal, we fix the time step  $\tau = 1$  in the local GFI from Algorithm 1 below. We still use, however, the time step strategy for the global GFI in Algorithm 2.

**3.3. Local energy decay and adaptive mesh refinements.** For any element  $\kappa \in \mathcal{T}_N$  we consider the open patch  $\omega_\kappa$  comprising of  $\kappa$  and its immediate face-wise neighbours. Moreover, given  $\kappa \in \mathcal{T}_N$ , we define the modified patch  $\tilde{\omega}_\kappa$  by uniformly (red) refining the element  $\kappa$  into a (fixed) number of subelements; here, we assume that the introduction of any hanging nodes in  $\omega_\kappa$  is removed by doing (e.g. green) refinements, see Figure 1.

We consider basis functions  $\{\xi_\kappa^1, \dots, \xi_\kappa^{m_\kappa}\}$  of the locally supported space  $\mathbb{V}(\tilde{\omega}_\kappa)$ . Furthermore, for any given  $v \in \mathbb{V}(\mathcal{T}_N)$ , we introduce the extended space

$$\widehat{\mathbb{V}}(\tilde{\omega}_\kappa; v) := \text{span}\{\xi_\kappa^1, \dots, \xi_\kappa^{m_\kappa}, v\}.$$

Suppose we have found an accurate approximation  $u_N^n \in \mathbb{X}_N$  of the discrete GPE (15), for some  $n \geq 0$ . Then, by performing one local discrete GFI-step in  $\widehat{\mathbb{V}}(\tilde{\omega}_\kappa; u_N^n) \subset \mathbb{H}$  we obtain a new local approximation, denoted by  $\tilde{u}_{N,\kappa}^n \in \widehat{\mathbb{V}}(\tilde{\omega}_\kappa; u_N^n)$ , with  $\|\tilde{u}_{N,\kappa}^n\|_{L^2} = 1$ . We emphasize that  $\widehat{\mathbb{V}}(\tilde{\omega}_\kappa; u_N^n)$  has a small dimension, and hence the discrete GFI (14) based on  $\widehat{\mathbb{V}}(\tilde{\omega}_\kappa; u_N^n)$  entails hardly any computational cost (for instance, for dimension  $d = 2$  and polynomial degree  $p = 1$ , the dimension of the locally refined space  $\widehat{\mathbb{V}}(\tilde{\omega}_\kappa; u_N^n)$ , cf. Figure 1, is typically 3 or 4).

By modus operandi of the discrete GFI (14), the above construction leads in general, see Remark 3.2, to the (local) energy decay

$$-\Delta E_N^n(\kappa) := E(\tilde{u}_{N,\kappa}^n) - E(u_N^n) \leq 0, \quad (16)$$

for all  $\kappa \in \mathcal{T}_N$ . The value  $\Delta E_N^k(\kappa)$  indicates the potential energy reduction due to a refinement of the element  $\kappa$ . This observation motivates the energy-based adaptive mesh refinement procedure outlined in Algorithm 1.

---

**Algorithm 1** Energy-based adaptive mesh refinement

---

- 1: Prescribe a mesh refinement parameter  $\theta \in (0, 1)$ .
- 2: Input a finite element mesh  $\mathcal{T}_N$ , and an L2-normalized finite element function  $u_N^n \in \mathbb{X}_N$  for some  $n \geq 1$ .
- 3: **for** all elements  $\kappa \in \mathcal{T}_N$  **do**
- 4:     Perform one discrete GFI-step in the low-dimensional space  $\widehat{\mathbb{V}}(\tilde{\omega}_\kappa; u_N^n)$  to obtain a potentially improved local approximation  $\tilde{u}_{N,\kappa}^n$ .
- 5:     Compute the local energy decay  $\Delta E_N^k(\kappa)$  from (16).
- 6: **end for**
- 7: **MARK** a subset  $\mathcal{K} \subset \mathcal{T}_N$  of minimal cardinality which fulfils the Dörfler marking criterion

$$\sum_{\kappa \in \mathcal{K}} \Delta E_N^k(\kappa) \geq \theta \sum_{\kappa \in \mathcal{T}_N} \Delta E_N^k(\kappa).$$

- 8: **REFINE** all elements in  $\mathcal{K}$  for the sake of generating a new mesh  $\mathcal{T}_{N+1}$ .
- 

**3.4. Adaptive strategy.** From a practical viewpoint, once the discrete GFI approximation from (14) is close to a solution of (15), on a given finite element space, we expect that any further GFI steps will no longer contribute an essential decay to the energy in (17). In this case, in order to further reduce the energy, we need to enrich the finite element space appropriately. More specifically, for  $N \geq 1$ , suppose that we have performed a reasonable number  $n \geq 1$  (possibly depending on  $N$ ) of GFI-iterations (14) in  $\mathbb{X}_{N-1}$ . Consider now a (hierarchically) refined mesh  $\mathcal{T}_N$  of  $\mathcal{T}_{N-1}$ , for example, obtained by Algorithm 1. Then we may embed the final guess  $u_{N-1}^n \in \mathbb{X}_{N-1}$  on the previous space into the enriched finite element space  $\mathbb{X}_N$  in order to obtain an initial guess on the refined mesh  $\mathcal{T}_N$ :

$$u_N^0 := u_{N-1}^n \in \mathbb{X}_N.$$

For each GFI-iteration  $n$  we monitor two quantities. Firstly, we introduce the increment on each iteration given by

$$\text{inc}_N^n := E(u_N^{n-1}) - E(u_N^n), \quad n \geq 1.$$

Secondly, we compare  $\text{inc}_N^n$  to the energy loss as compared to the previous mesh refinement, i.e.

$$\Delta E_N^n := E(u_N^0) - E(u_N^n), \quad n \geq 1. \quad (17)$$

We stop the iteration for  $n \geq 1$  as soon as  $\text{inc}_N^n$  becomes small compared to  $\Delta E_N^n$ , i.e. once there is no notable benefit (relatively speaking) in performing any more discrete GFI steps on the current space  $\mathbb{X}_N$ . Specifically, for  $n \geq 1$ , this is expressed by the bound

$$\text{inc}_N^n \leq \gamma \Delta E_N^n,$$

for some parameter  $0 < \gamma < 1$ . We implement this procedure in Algorithm 2.

#### 4. NUMERICAL EXPERIMENTS

We apply Algorithm 2 for some numerical computations in two space dimensions, i.e.  $d = 2$ , with Cartesian coordinates denoted by  $\mathbf{x} = (x, y) \in \mathbb{R}^2$ . In all examples, we choose the initial guess  $u_0^0 \in S_0$  such that  $u_0^0(\mathbf{x}) = c$  for any node  $\mathbf{x}$  in the interior of the initial mesh  $\mathcal{T}_0$ , where  $c > 0$  is the appropriate constant to fulfil the norm constraint (2). Moreover, we set  $\theta = 0.5$ , as well as  $\gamma = 0.1$  and  $\epsilon = 10^{-8}$  in Algorithms 1 and 2, respectively. Even if the stopping criterion in Line 12 of Algorithm 2 may not be satisfied, for the purpose of our tests, we stop the computations once the number of degrees of freedom (i.e. the dimension of the finite element space  $\mathbb{X}_N$ ) exceeds  $10^6$ .

**Algorithm 2** Adaptive finite element gradient flow procedure

- 
- 1: Prescribe two parameters  $\gamma \in (0, 1)$  and  $0 < \epsilon \ll 1$ .
  - 2: Choose a sufficiently fine initial mesh  $\mathcal{T}_0$ , and an initial guess  $u_0^0 \in S_0$  with  $u_0^0 \geq 0$ . Set  $N := 0$ .
  - 3: **loop**
  - 4:   Set  $n := 1$ , perform one discrete GFI-step in  $\mathbb{X}_N$  to obtain  $u_N^1$ .
  - 5:   Compute the indicator  $\text{inc}_N^1$  (which equals  $\Delta \mathbf{E}_N^1$ ).
  - 6:   **while**  $\text{inc}_N^n > \gamma \Delta \mathbf{E}_N^n$  **do**
  - 7:     Update  $n \leftarrow n + 1$ .
  - 8:     Perform one GFI-step in  $\mathbb{X}_N$  to obtain  $u_N^n$  (starting from  $u_N^{n-1}$ ).
  - 9:     Compute the indicators  $\text{inc}_N^n$  and  $\Delta \mathbf{E}_N^n$ .
  - 10:   **end while**
  - 11:   Set  $\Delta \mathbf{E}_N := \Delta \mathbf{E}_N^n$  and  $\mathbf{E}_N := \mathbf{E}(u_N^n)$ .
  - 12:   **if**  $\Delta \mathbf{E}_N > \epsilon \mathbf{E}_N$  **then**
  - 13:     MARK and adaptively REFINE the mesh  $\mathcal{T}_N$  using Algorithm 1 to generate a new mesh  $\mathcal{T}_{N+1}$ .
  - 14:     Define  $u_{N+1}^0 := u_N^n \in \mathbb{X}_{N+1}$  by canonical embedding  $\mathbb{X}_N \hookrightarrow \mathbb{X}_{N+1}$ .
  - 15:     Update  $N \leftarrow N + 1$ .
  - 16:   **else**
  - 17:     **return**  $u_N^n$ .
  - 18:   **end if**
  - 19: **end loop**
- 

4.1. **Linear GPE with smooth potential  $V$ .** We consider first the case where  $\beta = 0$  in (1), and  $V(x, y) = 1/2(x^2 + 9y^2)$  is a smooth function:

$$\mathbf{E}(u) = \frac{1}{2} \int_{\Omega} (|\nabla u|^2 + (x^2 + 9y^2) |u|^2) \, d\mathbf{x}.$$

Note that the associated eigenvalue problem (4) is linear for this example. It is known that, for  $\Omega = \mathbb{R}^2$ , the energy of the ground state is given by  $\mathbf{E}(u_{\text{GS}}) = 2$ , see, e.g., [6]. We note that the mass of  $u_{\text{GS}}$  is essentially concentrated at the origin  $\mathbf{0}$  due to the global minimum of  $V$  at  $\mathbf{0}$ . Therefore, the restriction to the bounded domain  $\Omega := (-10, 10)^2 \subset \mathbb{R}^2$ , which we use in our computations, has almost no effect on the minimal value of the ground state energy. Figure 2 (left) illustrates that the approximation of the energy converges with optimal rate in terms of the numbers of degrees of freedom. In addition, we see that the mesh is mainly refined around the origin, where the mass of the ground state  $u_{\text{GS}}$  is concentrated, see Figure 2 (right). These results underline that the proposed adaptive gradient flow procedure effectively detects the local behaviour of the model.

4.2. **Linear GPE with singular potential  $V$ .** We perform another experiment with  $\beta = 0$  in (1), i.e. the associated eigenvalue problem (4) is again linear. In contrast to the previous example, however, we consider a potential  $V(\mathbf{x}) = (2|\mathbf{x}|)^{-1}$  which features a severe point singularity at the origin  $\mathbf{0} = (0, 0)$ . Specifically, the energy functional is given by

$$\mathbf{E}(u) = \frac{1}{2} \int_{\Omega} (|\nabla u|^2 + |\mathbf{x}|^{-1} |u|^2) \, d\mathbf{x},$$

with  $\Omega = (-1/2, 1/2)^2$ . In order to properly resolve the singularity, we use a higher-order quadrature formula, and begin with an initial mesh that exhibits some a priori refinement at the origin, see Figure 3 (left). This experiment has been conducted already in [43], where the authors obtained an approximated minimal eigenvalue  $\lambda_{\text{GS}} = 25.934923921168$  for the corresponding GPE (4); we compare our results to this reference ground state energy (divided by 2 on account of (5)). We can see from Figure 3 (right) that the proposed Algorithm 2 achieves a sequence of energy approximations for the ground state which decays at an (almost) optimal rate.



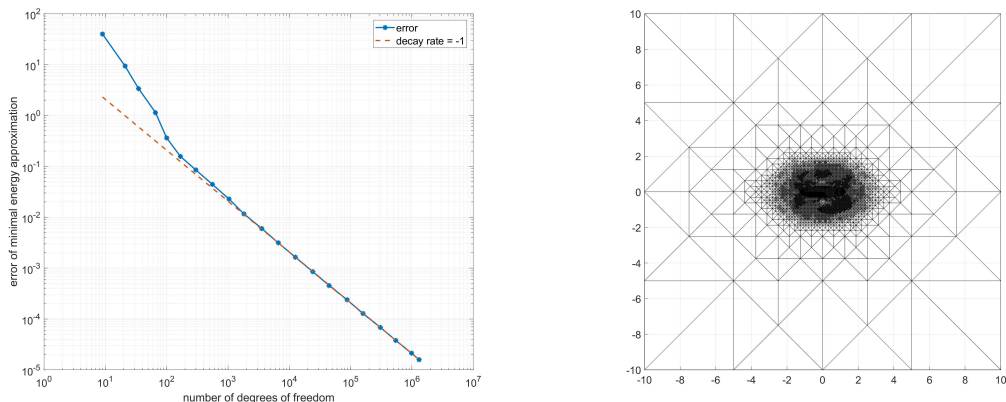


FIGURE 2. Experiment 4.1. Left: Convergence plot for the energy of the ground state. Right: Adaptively refined mesh after 13 refinements.

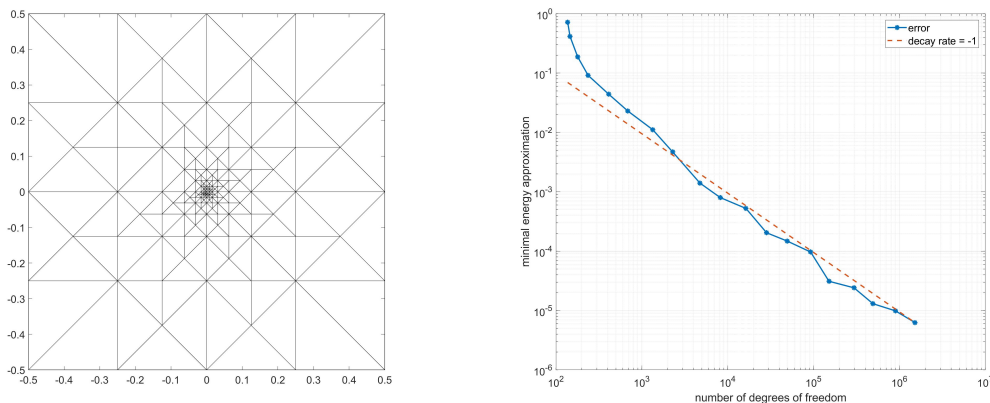


FIGURE 3. Experiment 4.2. Left: Initial mesh featuring some refinement at the origin. Right: Convergence plot for the energy of the ground state.

**4.3. Linear GPE with potential wells.** We test a final example with  $\beta = 0$ . The potential  $V$  is given by the sum of four Gaussian bells, see Figure 4 (left). This experiment is borrowed from [42, Experiment 4.2], however, with a (constant) shift such that  $V \geq 0$  in the underlying domain  $\Omega = (0, 2\pi)^2$ . As we can see from Figure 4 (right), the mass of the ground state is mainly concentrated at two adjacent hills in the lower left part of the domain; we note that this is perfectly in line with the results obtained in the paper [42]. Moreover, the energy-based adaptive mesh refinement has properly resolved the two local hills featured in the ground state  $u_{GS}$ , see Figure 5.

The authors from [42] have computed an approximated minimal eigenvalue  $\lambda_{GS} = 16.6879$ , whereby this is the value adapted for our reformulation of the problem. Based on this approximation, we observe an optimal rate of convergence for the energy of the ground state in Figure 6 (left). We remark, for this example, that the performance of Algorithm 2 crucially depends on the choice of the parameter  $\gamma$  in Line 6. Indeed, if  $\gamma = 0.5$  (instead of  $\gamma = 0.1$ ) is selected, then the numerical results exhibit a considerably less favourable asymptotic convergence regime, see Figure 6 (right). An explanation can be inferred from Figure 7: We see that the choice  $\gamma = 0.1$  leads to a significantly higher number of gradient flow steps on each Galerkin space  $\mathbb{X}_N$ , which seems to be essential for the effective numerical solution of this problem.

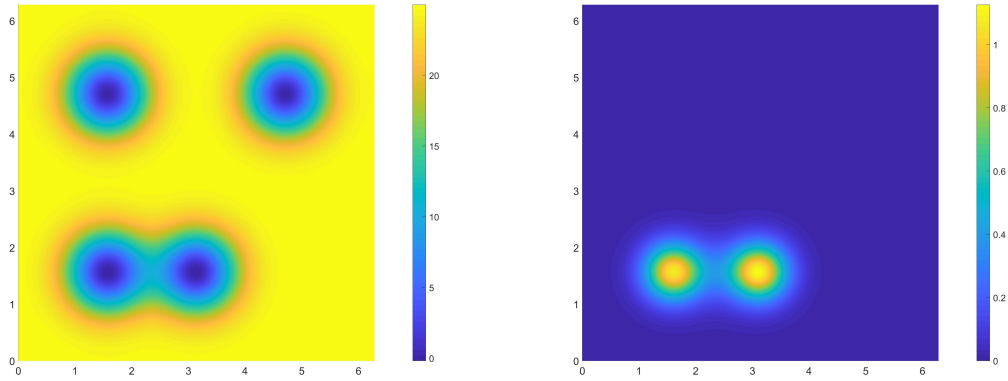


FIGURE 4. Experiment 4.3. Left: Potential function  $V$  consisting of four Gaussians bells. Right: Visualization of the computed ground state.

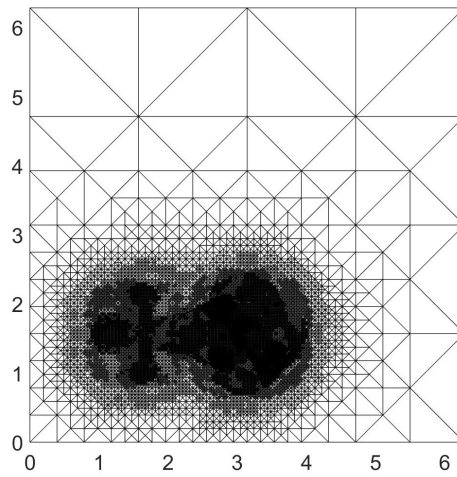


FIGURE 5. Adaptively refined mesh after 12 refinements.

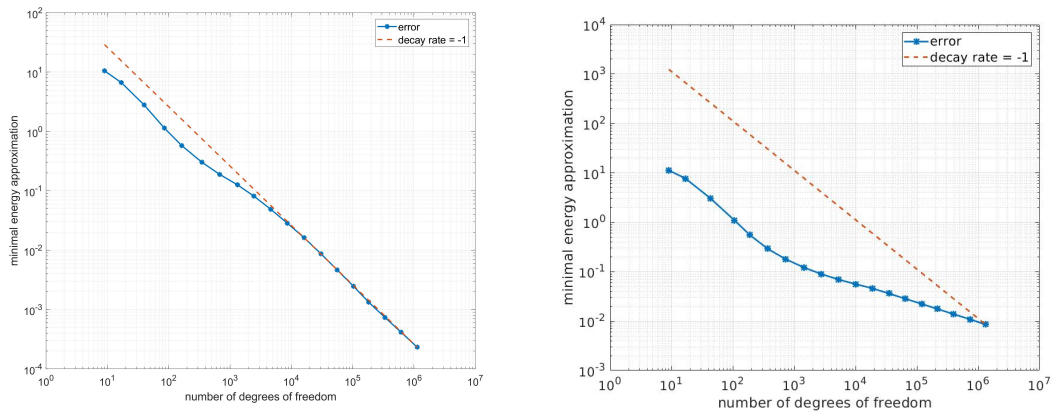


FIGURE 6. Experiment 4.3. Left: Convergence plot for the ground state energy with  $\gamma = 0.1$ . Right: Convergence plot for the ground state energy with  $\gamma = 0.5$ .

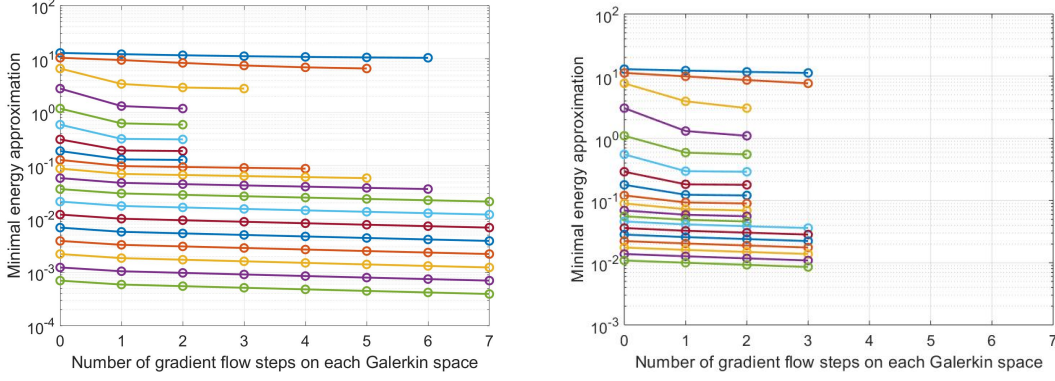


FIGURE 7. Experiment 4.3: Evolution of the minimal energy approximation  $\mathbb{E}(u_N^n) - \mathbb{E}(u_{GS})$  with respect to the number of gradient flow steps  $n$  and the number of adaptive mesh refinements  $N$ , for  $\gamma = 0.1$  (left) and  $\gamma = 0.5$  (right): For each Galerkin space  $\mathbb{X}_N$  an individual line illustrates the energy decay with respect to the number of gradient flow steps.

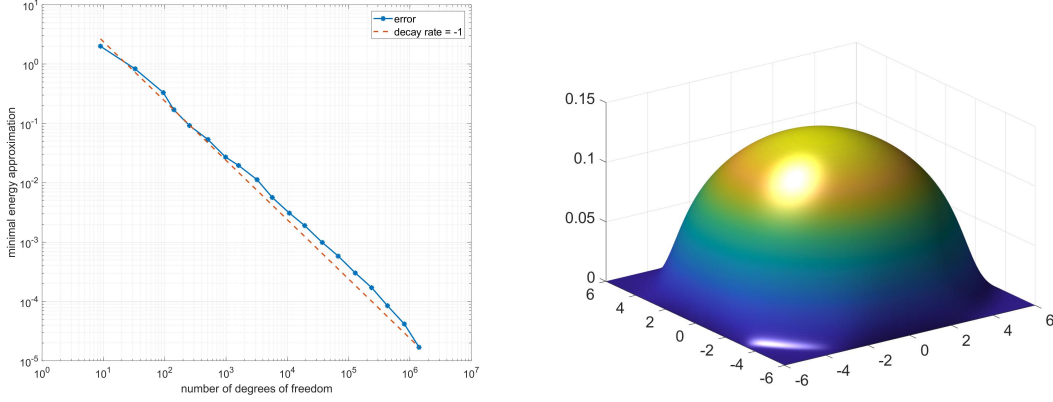


FIGURE 8. Experiment 4.4: Left: Convergence plot for the ground state energy. Right: Approximated ground state.

**4.4. Nonlinear GPE with harmonic confinement potential.** We now consider a nonlinear Bose-Einstein condensate, i.e.  $\beta = 1000 \gg 0$  in (1), and use the smooth potential  $V(\mathbf{x}) = 1/2|\mathbf{x}|^2$ :

$$\mathbb{E}(u) = \frac{1}{2} \int_{\Omega} (|\nabla u|^2 + (x^2 + y^2) |u|^2 + 1000|u|^4) \, d\mathbf{x};$$

the domain is given by  $\Omega = (-6, 6)^2$ . This experiment was conducted previously in [35], where an approximation  $\mathbb{E}(u_{GS}) \approx 11.9860647$  for the energy of the ground state has been documented. Based on this approximation, we test our Algorithm 2. Again, we obtain (almost) optimal convergence for the approximation of the energy of the ground state, see Figure 8.

**4.5. Nonlinear GPE with optical lattice potential.** As before, we choose  $\Omega = (-6, 6)^2$  and  $\beta = 1000$ , with an oscillating potential function  $V$ , see Figure 10 (left) for its contour plot. More precisely, the energy functional is given by

$$\mathbb{E}(u) = \frac{1}{2} \int_{\Omega} \left( |\nabla u|^2 + 2 \left( \frac{|\mathbf{x}|^2}{2} + 20 + 20 \sin(2\pi x) \sin(2\pi y) \right) |u|^2 + 1000|u|^4 \right) \, d\mathbf{x}.$$

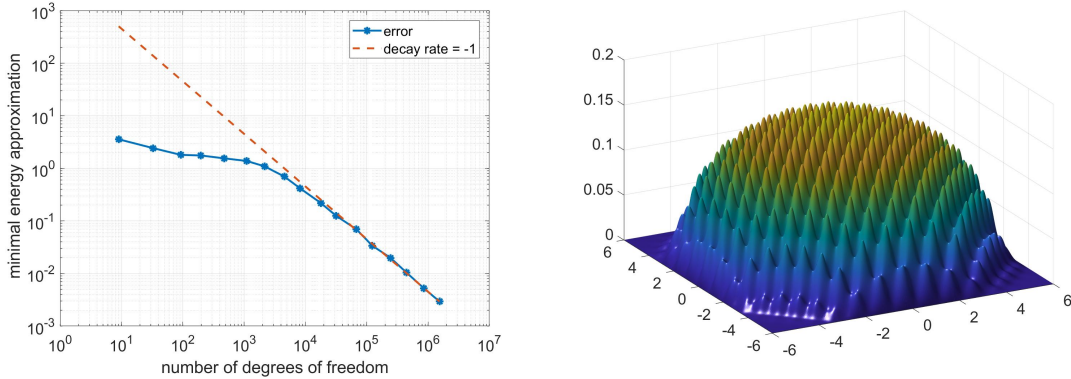


FIGURE 9. Experiment 4.5: Left: Convergence plot for the ground state energy. Right: Approximated ground state.

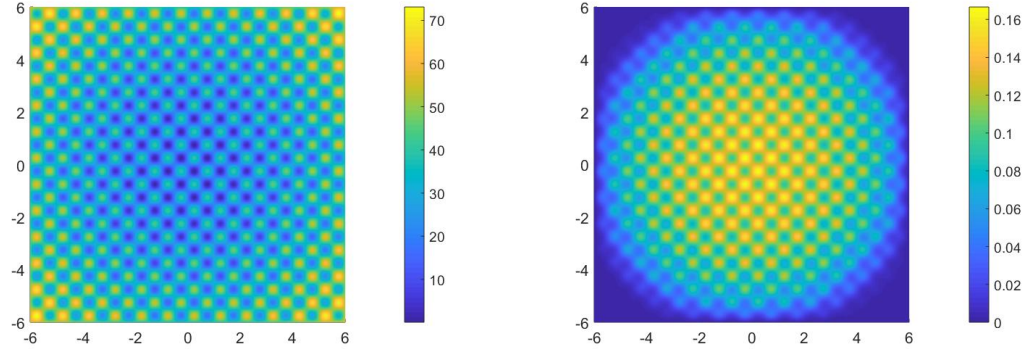


FIGURE 10. Experiment 4.5: Left: Contour plot of the potential  $V$ . Right: Contour plot of the ground state.

This experiment was also considered in [35] with an asserted approximation  $E(u_{GS}) \approx 30.40965$  of the ground state energy. Based on the adaptive Algorithm 2 presented in this work, a smaller value for the ground state energy has been computed; we suppose that this (improved) approximation results from the adaptive (and thereby more effective) refinement of the meshes. To be specific, we have obtained the approximation  $E(u_{GS}) \approx \underline{30.38803} \dots$  based on an adaptively refined mesh with  $\mathcal{O}(10^7)$  degrees of freedom; here, the underlined digits are stable (i.e. the computations indicate that they do not change anymore as the iterations continue). In Figure 9 (left) we have depicted the error for the approximations of the ground state energy with respect to our reference value. This plot indicates an asymptotically optimal rate of convergence of Algorithm 2 for the given problem. The suboptimal behaviour in the pre-asymptotic phase is due to the fact that the mesh is not fine enough to resolve the oscillations of the potential  $V$  sufficiently well.

As in Example 4.3, we have also run this experiment for both values  $\gamma = 0.1$  and  $\gamma = 0.5$ . In contrast to the previous test, we observe no considerable difference in the performance of the corresponding computations. Indeed, except for the first few mesh refinements, the number of gradient flow steps on each Galerkin space is the same for both cases, see Figure 11.

**4.6. Nonlinear energy functional with a nonsymmetric potential  $V$ .** Finally, we revisit the test problem [10, Example 4.3.II]:

$$E(u) = \frac{1}{2} \int_{\Omega} (|\nabla u|^2 + (|x|^2 + 8 \exp(-((x-1)^2 + y^2))) |u|^2 + 200|u|^4) \, dx,$$

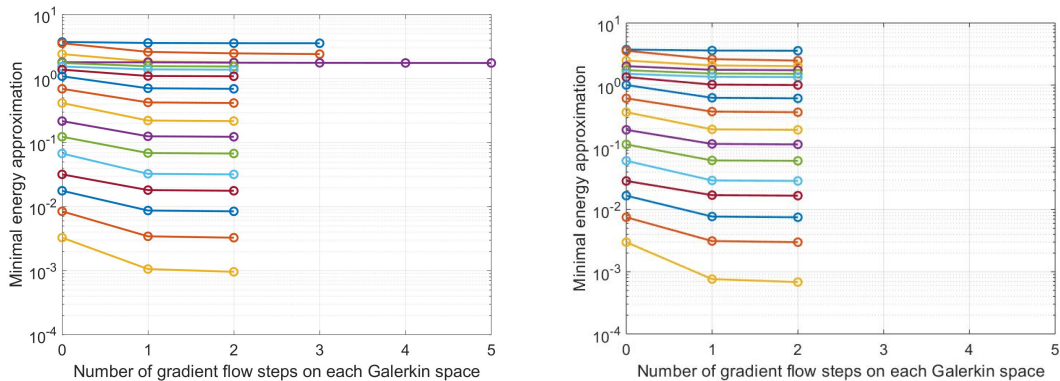


FIGURE 11. Experiment 4.5: Evolution of the minimal energy approximation  $E(u_N^n) - E(u_{GS})$  with respect to the number of gradient flow steps  $n$  and the number of adaptive mesh refinements  $N$ , for  $\gamma = 0.1$  (left) and  $\gamma = 0.5$  (right).

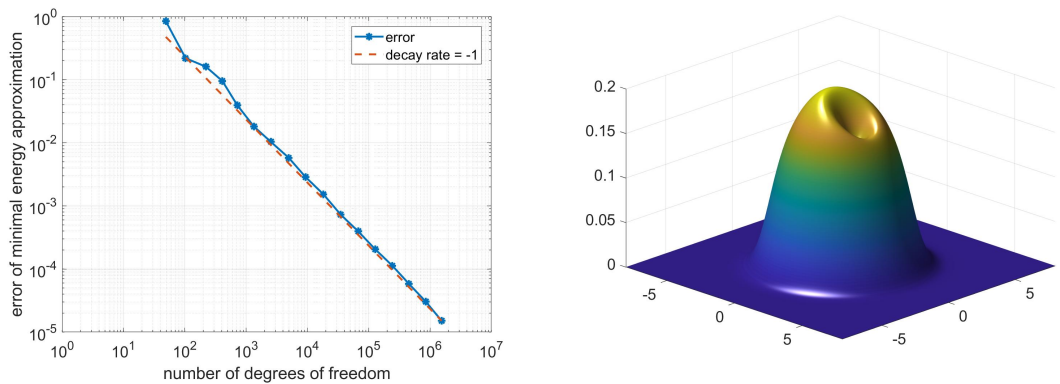


FIGURE 12. Experiment 4.6: Left: Convergence plot for the ground state energy. Right: Approximated ground state.

with the symmetric domain  $\Omega = (-8, 8)^2$ . In [10] an approximated value of  $E(u_{GS}) \approx 5.8507$  for the energy of the ground state  $u_{GS}$  has been obtained. Again, based on an adaptively refined mesh with  $\mathcal{O}(10^7)$  degrees of freedom, we have obtained an approximation  $E(u_{GS}) \approx 5.8505895\dots$ . Taking this value as a reference ground state energy for the given example, we observe optimal convergence, see Figure 12.

## 5. CONCLUSIONS

In this work, we have considered a computational procedure for the numerical approximation of the ground state and its associated energy of the Gross-Pitaevskii equation, which applies an effective interplay of a gradient flow iteration method and adaptive mesh refinements. Both of these techniques rely on energy minimization and guaranteed energy reduction. Thereby, they are based on the underlying structure of the problem at hand in a very natural way. Our scheme is fairly simple to implement and, for the test problems presented here, exhibits either optimal or close to optimal convergence rates for the approximation of the ground state energy.

## REFERENCES

1. M. Amrein and T. P. Wihler, *An adaptive Newton-method based on a dynamical systems approach*, Commun. Nonlinear Sci. Numer. Simul. **19** (2014), no. 9, 2958–2973.



2. ———, *Fully adaptive Newton-Galerkin methods for semilinear elliptic partial differential equations*, SIAM J. Sci. Comput. **37** (2015), no. 4, A1637–A1657.
3. X. Antoine and R. Duboscq, *Gpelab, a matlab toolbox to solve gross-pitaevskii equations i: Computation of stationary solutions*, Computer Physics Communications **185** (2014), no. 11, 2969–2991.
4. ———, *Robust and efficient preconditioned krylov spectral solvers for computing the ground states of fast rotating and strongly interacting bose-einstein condensates*, Journal of Computational Physics **258** (2014), 509–523.
5. X. Antoine, A. Levitt, and Q. Tang, *Efficient spectral computation of the stationary states of rotating bose-einstein condensates by preconditioned nonlinear conjugate gradient methods*, Journal of Computational Physics **343** (2017), 92–109.
6. W. Bao, *Mathematical models and numerical methods for Bose-Einstein condensation*, Proceedings of the International Congress of Mathematicians—Seoul 2014. Vol. IV, Kyung Moon Sa, Seoul, 2014, pp. 971–996.
7. W. Bao and Y. Cai, *Mathematical theory and numerical methods for bose-einstein condensation*, Tech. Report 1212.5341, arxiv.org, 2012.
8. W. Bao, Y. Cai, and H. Wang, *Efficient numerical methods for computing ground states and dynamics of dipolar bose-einstein condensates*, Journal of Computational Physics **229** (2010), no. 20, 7874–7892.
9. W. Bao, I-L. Chern, and F.Y. Lim, *Efficient and spectrally accurate numerical methods for computing ground and first excited states in bose-einstein condensates*, Journal of Computational Physics **219** (2006), no. 2, 836–854.
10. W. Bao and Q. Du, *Computing the ground state solution of bose-einstein condensates by a normalized gradient flow*, SIAM Journal on Scientific Computing **25** (2004), no. 5, 1674–1697.
11. W. Bao, D. Jaksch, and P. Markowich, *Numerical solution of the gross-pitaevskii equation for bose-einstein condensation*, Journal of Computational Physics **187** (2003), no. 1, 318–342.
12. W. Bao, H. Li, and J. Shen, *A generalized-laguerre-fourier-hermite pseudospectral method for computing the dynamics of rotating bose-einstein condensates*, SIAM Journal on Scientific Computing **31** (2009), no. 5, 3685–3711.
13. W. Bao and J. Shen, *A fourth-order time-splitting laguerre-hermite pseudospectral method for bose-einstein condensates*, SIAM Journal on Scientific Computing **26** (2005), no. 6, 2010–2028.
14. W. Bao and W. Tang, *Ground-state solution of bose-einstein condensate by directly minimizing the energy functional*, Journal of Computational Physics **187** (2003), no. 1, 230–254.
15. C. Bernardi, J. Dakroub, G. Mansour, and T. Sayah, *A posteriori analysis of iterative algorithms for a nonlinear problem*, J. Sci. Comput. **65** (2015), no. 2, 672–697.
16. S.N. Bose, *Plancks gesetz und lichtquantenhypothese*, Zeitschrift für Physik **26** (1924), no. 1, 178–181.
17. M. Caliari, A. Ostermann, S. Rainer, and M. Thalhammer, *A minimisation approach for computing the ground state of gross-pitaevskii systems*, Journal of Computational Physics **228** (2009), no. 2, 349–360.
18. E. Cancès, R. Chakir, L. He, and Y. Maday, *Two-grid methods for a class of nonlinear elliptic eigenvalue problems*, IMA Journal of Numerical Analysis **38** (2017), no. 2, 605–645.
19. E. Cancès, R. Chakir, and Y. Maday, *Numerical analysis of nonlinear eigenvalue problems*, J. Sci. Comput. **45** (2010), no. 1-3, 90–117.
20. E. Cancès, R. Chakir, and Y. Maday, *Numerical analysis of nonlinear eigenvalue problems*, J. Sci. Comput. **45** (2010), 90–117.
21. E. Cancès, G. Dusson, Y. Maday, B. Stamm, and M. Vohralík, *A perturbation-method-based a posteriori estimator for the planewave discretization of nonlinear schrödinger equations*, Comptes Rendus Mathématique **352** (2014), no. 11, 941–946.
22. C-S. Chien, H-T. Huang, B-W. Jeng, and Z-C. Li, *Two-grid discretization schemes for nonlinear schrödinger equations*, Journal of Computational and Applied Mathematics **214** (2008), no. 2, 549–571.
23. S. Congreve and T. P. Wihler, *Iterative Galerkin discretizations for strongly monotone problems*, Journal of Computational and Applied Mathematics **311** (2017), 457–472.
24. F. Dalfovo, S. Giorgini, L.P. Pitaevskii, and S. Stringari, *Theory of bose-einstein condensation in trapped gases*, Reviews of Modern Physics **71** (1999), no. 3, 463.
25. I. Danaila and P. Kazemi, *A new sobolev gradient method for direct minimization of the gross-pitaevskii energy with rotation*, SIAM Journal on Scientific Computing **32** (2010), no. 5, 2447–2467.
26. I. Danaila and B. Protas, *Computation of ground states of the gross-pitaevskii functional via riemannian optimization*, SIAM Journal on Scientific Computing **39** (2017), no. 6, B1102–B1129.
27. W. Dörfler, *A convergent adaptive algorithm for Poisson’s equation*, SINUM **33** (1996), 1106–1124.
28. A. Einstein, *Quantentheorie des einatomigen idealen gases*, SB Preuss. Akad. Wiss. phys.-math. Klasse (1924), 261–267.
29. L. El Alaoui, A. Ern, and M. Vohralík, *Guaranteed and robust a posteriori error estimates and balancing discretization and linearization errors for monotone nonlinear problems*, Comput. Methods Appl. Mech. Engrg. **200** (2011), no. 37-40, 2782–2795.
30. A. Ern and M. Vohralík, *Adaptive inexact Newton methods with a posteriori stopping criteria for nonlinear diffusion PDEs*, SIAM J. Sci. Comput. **35** (2013), no. 4, A1761–A1791.
31. E. M. Garau, P. Morin, and C. Zuppa, *Convergence of an adaptive Kačanov FEM for quasi-linear problems*, Appl. Numer. Math. **61** (2011), no. 4, 512–529.

32. X-G. Gong, L. Shen, D. Zhang, and A. Zhou, *Finite element approximations for schrödinger equations with applications to electronic structure computations*, Journal of Computational Mathematics (2008), 310–323.
33. P. Heid and T.P. Wihler, *Adaptive iterative linearization Galerkin methods for nonlinear problems*, Tech. Report 1808.04990, arxiv.org, 2018.
34. ———, *On the convergence of adaptive iterative linearized Galerkin methods*, Tech. Report 1905.06682, arxiv.org, 2019.
35. P. Henning and D. Peterseim, *Sobolev gradient flow for the gross-pitaevskii eigenvalue problem: global convergence and computational efficiency*, Tech. Report 1812.00835, arxiv.org, 2018.
36. P. Houston and T. P. Wihler, *Adaptive energy minimisation for hp-finite element methods*, Comput. Math. Appl. **71** (2016), no. 4, 977 – 990.
37. ———, *An hp-adaptive newton-discontinuous-galerkin finite element approach for semilinear elliptic boundary value problems*, Math. Comp. **87** (2018), no. 314, 2641–2674.
38. E. Jarlebring, S. Kvaal, and W. Michiels, *An inverse iteration method for eigenvalue problems with eigenvector nonlinearities*, SIAM Journal on Scientific Computing **36** (2014), no. 4, A1978–A2001.
39. P. Kazemi and M. Eckart, *Minimizing the gross-pitaevskii energy functional with the sobolev gradient - analytical and numerical results*, International Journal of Computational Methods **7** (2010), no. 03, 453–475.
40. M. Lewin, *Mean-field limit of bose systems: rigorous results*, Tech. Report 1510.04407, arxiv.org, 2015.
41. E.H. Lieb, R. Seiringer, and J. Yngvason, *Bosons in a trap: A rigorous derivation of the gross-pitaevskii energy functional*, The Stability of Matter: From Atoms to Stars, Springer, 2001, pp. 685–697.
42. L. Lin and B. Stamm, *A posteriori error estimates for discontinuous galerkin methods using non-polynomial basis functions. part ii: Eigenvalue problems*, ESAIM: M2AN **51** (2017), no. 5, 1733–1753.
43. Y. Maday and C. Marcati, *Regularity and hp discontinuous galerkin finite element approximation of linear elliptic eigenvalue problems with singular potentials*, Tech. Report 1810.09010, arxiv.org, 2018.
44. N. Raza, S. Sial, S.S. Siddiqi, and T. Lookman, *Energy minimization related to the nonlinear schrödinger equation*, Journal of Computational Physics **228** (2009), no. 7, 2572–2577.
45. H. Xie and M. Xie, *A multigrid method for ground state solution of bose-einstein condensates*, Communications in Computational Physics **19** (2016), no. 3, 648–662.
46. R. Zeng and Y. Zhang, *Efficiently computing vortex lattices in rapid rotating bose-einstein condensates*, Computer Physics Communications **180** (2009), no. 6, 854–860.
47. A. Zhou, *An analysis of finite-dimensional approximations for the ground state solution of Bose-Einstein condensates*, Nonlinearity **17** (2004), no. 2, 541–550.