

ARTICLE TYPE

On “Optimal” h -Independent Convergence of Parareal and MGRIT using Runge-Kutta Time Integration

Stephanie Friedhoff¹ | Ben S. Southworth*²

¹Department of Mathematics, Bergische Universität Wuppertal, Wuppertal, Germany

²Department of Applied Mathematics, University of Colorado at Boulder, Colorado, USA

Correspondence

*Ben Southworth, Department of Applied Mathematics, University of Colorado at Boulder; 526 UCB Boulder, CO 80309. Email: ben.s.southworth@gmail.com

Summary

Parareal and multigrid-reduction-in-time (MGRIT) are two popular parallel-in-time algorithms. The idea of both algorithms is to combine the (fine-grid) time-stepping scheme of interest with a “coarse-grid” time-integration scheme that approximates several steps of the fine-grid time-stepping method. Convergence of Parareal and MGRIT has been studied in a number of papers. Research on the optimality of both methods, however, is limited, with results existing only for specific time-integration schemes. This paper focuses on analytically showing h_x - and h_t -independent convergence of two-level Parareal and MGRIT, for linear problems of the form $\mathbf{u}'(t) + \mathcal{L}\mathbf{u}(t) = f(t)$, where \mathcal{L} is symmetric positive definite and Runge-Kutta time integration is used. The analysis is based on recently derived tight bounds of two-level Parareal and MGRIT convergence that allow for analyzing arbitrary coarse- and fine-grid time integration schemes, coarsening factors, and time-step sizes. The theory presented in this paper shows that not all Runge-Kutta schemes are equal from the perspective of parallel-in-time. Some schemes, particularly L-stable methods, offer significantly better convergence than others. On the other hand, some schemes do not obtain h -optimal convergence, and two-level convergence is restricted to certain parameter regimes. In certain cases, an $\mathcal{O}(1)$ factor change in time step h_t can be the difference between convergence factors $\rho \approx 0.02$ and divergence! Numerical results confirm the analysis in the practical setting and, in particular, emphasize the importance of a priori analysis in choosing an effective coarse-grid scheme and coarsening factor. A Mathematica notebook to perform a priori two-grid analysis is available at <https://github.com/XBraid/xbraid-convergence-est>.

KEYWORDS:

Parallel-in-time, Multigrid reduction in time, Parareal, Runge-Kutta Time Integration

1 | INTRODUCTION

Starting with the seminal works of Runge¹ and Kutta² around 1900, many Runge-Kutta methods have been developed for solving large, stiff and non-stiff systems of ordinary differential equations (ODEs)^{3–5}. For stiff problems, implicit Runge-Kutta (IRK) methods⁴ are of interest due to their good stability properties. The computational cost of IRK methods, however, is high, because they require the solution of a large coupled system of equations for each time step. Diagonally or singly implicit Runge-Kutta (DIRK or SDIRK) methods^{4–6} make this cost more tractable by reducing the single large system to a smaller system

for each Runge-Kutta stage. Nevertheless, traditional time stepping remains a sequential process. With emerging computing architectures largely increasing in number of total processors, it is desirable to be able to distribute the process of time integration across multiple processors. Space-time and time-parallel methods offer a level of parallelism to this process⁷ by decomposing the temporal domain into subintervals and performing computations in different subintervals simultaneously.

In this paper, we consider the Parareal⁸ and multigrid-reduction-in-time (MGRIT)⁹ algorithms. Both methods have been extensively studied^{10–15} and applied to a variety of problems including fluid dynamics applications¹⁶, plasma simulations¹⁷, and linear elasticity¹⁸. While Parareal can be interpreted in a variety of frameworks of numerical methods^{11, 19} and while there are clear and important differences in comparison with MGRIT, in this paper, we consider Parareal as a two-level time-multigrid scheme and, thus, we view Parareal and MGRIT as two methods within the same broader family. Both algorithms combine time stepping on the initially discretized temporal domain, referred to as the fine grid, with time stepping on a coarse temporal mesh that uses a larger time step. One interesting property of both methods is that convergence is guaranteed in a finite number of steps^{9, 11, 19}. From the multigrid perspective, this property is important, but taking it a step further, namely showing that Parareal and MGRIT are optimal in the sense that they can obtain convergence for a discrete problem that is independent of the spatial or temporal mesh spacing and problem size, is of great interest. Such h -independent multigrid convergence was shown for elliptic problems as early as the work by Brandt in 1977²⁰, and has since been generalized to other contexts (for example, see^{21–23}).

For linear problems of the form $\mathbf{u}'(t) + \mathcal{L}\mathbf{u}(t) = f(t)$, where \mathcal{L} is symmetric positive definite (SPD), numerical experiments have suggested optimality of Parareal and MGRIT using backward Euler time integration^{9, 11, 24}. Furthermore, for such problems, h -independent convergence of Parareal has been considered previously in several papers, where specific combinations of coarse- and fine-grid time propagators are analyzed. In particular, Mathew et al.²⁵ showed h -independent convergence of Parareal for backward Euler time integration on the coarse grid and either backward Euler or Crank-Nicolson on the fine grid. For backward Euler time integration on the coarse grid, Wu²⁶ proved h -independent convergence of Parareal for the parameter-dependent TR/BDF2 scheme²⁷, provided that the parameter of the TR/BDF2 method is chosen in a specific regime, and the two-stage DIRK method under the assumption that the coarse-grid time-step size is an even multiple of the fine-grid time-step size. Wu and Zhou²⁸ analyzed optimality of three Parareal solvers, all using backward Euler time integration on the coarse grid and the trapezoidal rule, third-order DIRK method, and fourth-order Gauss Runge-Kutta method on the fine grid. For these three schemes, h -independent convergence can be obtained only if the ratio between the fine- and coarse-grid time-steps is even and greater than or equal to a method-specific threshold, given in terms of the coarse- and fine-grid time-step sizes, and the maximum eigenvalue of the SPD operator \mathcal{L} . Although each of these results is interesting, each also required somewhat lengthy analyses to derive, and there remains a lack in broader understanding of h -independent convergence of MGRIT and Parareal.

Recently, two-level theory was developed by Southworth¹⁵ that provides tight bounds on linear Parareal and two-level MGRIT for arbitrary time-propagation operators. The central aim of this paper is to use these tight bounds to analytically show h -independent convergence of two-level Parareal and MGRIT for linear problems of the form $\mathbf{u}'(t) + \mathcal{L}\mathbf{u}(t) = f(t)$, where \mathcal{L} is SPD and Runge-Kutta time integration is used. Thus, this paper highlights the practical implications of the new theory, particularly for parabolic-type PDEs with SPD spatial operators. The relatively clean formulae derived in¹⁵ allow for straightforward convergence analysis of arbitrary coarse- and fine-grid propagators, coarsening factors, and time-step sizes. Therefore, this paper can be seen as a substantial generalization of previous works by Mathew et al.²⁵ and by Wu and Zhou^{26, 28} on h -independent convergence of Parareal. Our theoretical framework also encompasses analysis of various modified Parareal algorithms, such as the (scalar) θ -Parareal method²⁹ and modified A-/L-stable fine-grid propagators introduced in³⁰.

Because the underlying two-grid bounds used in this work are tight, they allow us to easily demonstrate that not all Runge-Kutta schemes are equal from the perspective of parallel-in-time. The dynamics of “good” coarse- and fine-grid time integration schemes for Parareal and MGRIT is complicated, and in certain cases seemingly small changes in coarsening factor or time-step size can have dramatic effects on convergence of MGRIT. Furthermore, properties that yield fast Parareal or MGRIT convergence are not necessarily consistent with the properties desired in a serial integration scheme, making the design of an effective MGRIT algorithm not necessarily intuitive. The work in this paper presents a straightforward method to develop effective MGRIT and Parareal methods using a priori analysis, including publicly available Mathematica code to test arbitrary Runge-Kutta schemes.

The remainder of this paper is organized as follows. Section 2 reviews important definitions and properties of Runge-Kutta methods and describes the Parareal and MGRIT algorithms. Two-level convergence results for Parareal and MGRIT are summarized in the beginning of Section 2.3, and we proceed to state and prove new theoretical results relating convergence of Parareal and MGRIT with general Runge-Kutta theory. Sections 3 and 4 build on these results to present tight convergence bounds for a wide variety of explicit and implicit Runge-Kutta methods, respectively. Numerical experiments, presented in Section 5 demonstrate that the analysis applies in the practical setting. Concluding remarks are given in Section 6.

2 | PARALLEL-IN-TIME ALGORITHMS USING RUNGE-KUTTA TIME INTEGRATION

2.1 | Model problem and Runge-Kutta methods

Consider the linear system of ODEs

$$\mathbf{u}'(t) + \mathcal{L}\mathbf{u}(t) = f(t) \quad \text{in } (0, T], \quad \mathbf{u}(0) = \mathbf{u}_0, \quad (1)$$

where $\mathcal{L} \in \mathbb{R}^{M \times M}$ is a discrete, time-independent, SPD operator on some domain Ω and f a solution-independent forcing term $f : [0, T] \rightarrow \mathbb{R}^M$. Such problems arise, for example, in the numerical approximation of partial differential equations (PDEs), where \mathcal{L} is the discretization operator of an open spatial domain $\Omega \subseteq \mathbb{R}^d$ using M degrees of freedom. We discretize (1) on an equidistant time grid consisting of $N \in \mathbb{N}$ time intervals with a time-step size $h_t = T/N$, using an s -stage Runge-Kutta scheme characterized by the Butcher tableaux

$$\begin{array}{c|c} \mathbf{c}_0 & A_0 \\ \hline & \mathbf{b}_0^T \end{array}$$

Given the Runge-Kutta matrix $A_0 = (a_{ij})$, weight vector $\mathbf{b}_0^T = (b_1, \dots, b_s)^T$, and nodes $\mathbf{c}_0 = (c_0, \dots, c_s)$, the discrete solution is propagated in time via

$$\mathbf{u}_{n+1} = \Phi \mathbf{u}_n + \sum_{j=1}^s \mathcal{R}_j(-h_t \mathcal{L}) h_t f(t_n + c_j h_t), \quad n = 0, \dots, N-1. \quad (2)$$

Here, the time-propagation operator is given by

$$\Phi = I - h_t \mathbf{b}_0^T \otimes I (I + h_t A_0 \otimes \mathcal{L})^{-1} (\mathbf{1}_s \otimes \mathcal{L}) \quad (3)$$

for rational functions \mathcal{R}_j , defined as

$$\mathcal{R}_j(z) = \mathbf{b}^T (I - z A_0)^{-1} \mathbf{e}_j, \quad j = 1, \dots, s,$$

where $\mathbf{1}_s$ and \mathbf{e}_j denote a vector of ones of length s and the j -th unit vector, respectively.

Note that the time-stepping operator Φ is a rational function of \mathcal{L} and, thus, it can be diagonalized with the eigenvectors of \mathcal{L} . If ξ is an eigenvalue of \mathcal{L} , the corresponding eigenvalue of Φ is given by

$$\lambda(h_t, \xi) = 1 - h_t \xi \mathbf{b}_0^T (I + h_t \xi A_0)^{-1} \mathbf{1}. \quad (4)$$

Interestingly, this is exactly the stability function for a given Runge-Kutta method. Recall the definition of stability for general Runge-Kutta schemes^{4,5}:

Definition 1 (Stability). Let A be the Runge-Kutta matrix and \mathbf{b} be the weight vector of a Runge-Kutta method. The complex-valued function

$$R_0(z) = \frac{\det(I - zA + z\mathbf{1}_s \mathbf{b}^T)}{\det(I - zA)} = \frac{P(z)}{Q(z)} \quad (5)$$

is called *stability function* of the Runge-Kutta method, where a method is stable for $z \in \mathbb{C}$ when $|R_0(z)| < 1$. It can be interpreted as the numerical solution after one step for Dahlquist's test equation, given by

$$y'(t) = \lambda y(t), \quad y(0) = 1, \quad z = h_t \lambda.$$

Because our model problem is effectively a matrix-valued variant of the Dahlquist equation (1), the time-stepping operator Φ (3) indeed is given by the stability function evaluated at $z = -h_t \mathcal{L}$, that is, $\Phi = R_0(-h_t \mathcal{L})$ (in rational function form, the denominator can be thought of in terms of matrix inverses).

For explicit Runge-Kutta (ERK) schemes, A is strictly lower triangular and, thus, $\det(I - zA) = 1$. As a consequence, the stability function of s -stage ERK schemes is a polynomial of degree $\leq s$. For diagonally implicit Runge-Kutta (DIRK) methods, A is lower triangular, and for singly diagonally implicit Runge-Kutta (SDIRK) methods, A is lower triangular with constant diagonal. Thus, the stability function of implicit s -stage Runge-Kutta methods is a rational function with polynomials P and Q of degree $\leq s$ in the numerator and denominator.

We conclude this section by recalling two definitions and a theorem regarding Runge-Kutta methods, which prove useful for further analysis in this paper^{4,5}.

Definition 2 (A-/L-stability). A Runge-Kutta method with stability function $R_0(z)$ is called *A-stable* if

$$|R_0(z)| \leq 1, \quad \text{for all } z \in \mathbb{C} \text{ with } \text{Re}(z) \leq 0.$$

A method is called *L-stable* if it is A-stable and if, in addition,

$$\lim_{|z| \rightarrow \infty} R_0(z) = 0.$$

Definition 3 (Stiffly accurate). A Runge-Kutta method of s stages is called *stiffly accurate* if $a_{sj} = b_j$ for all j ³¹.

Theorem 1. If the Runge-Kutta method with stability function $R_0(z)$ is of order p , then

$$R_0(z) = 1 + z + \frac{z^2}{2!} + \dots + \frac{z^p}{p!} + \mathcal{O}(z^{p+1}),$$

i. e., the stability function $R_0(z)$ is a rational approximation to e^z of order p .

The importance of stiffly accurate methods for very stiff ODEs is discussed in Section 2.3 of Kennedy and Carpenter³².

2.2 | Parareal and MGRIT

Parareal⁸ can be interpreted in a variety of frameworks of numerical methods¹¹. In this paper, we consider Parareal as a two-level multigrid scheme and, thus, as being a method within the same broader family as MGRIT⁹. More precisely, Parareal and MGRIT are reduction-based time-multigrid algorithms for solving time-dependent problems. A “reduction-based” method attempts to reduce the solving of one problem to equivalently solving two smaller problems. Reduction-based multigrid methods are iterative solvers that consist of two parts: relaxation and coarse-grid correction, which are, in the spirit of reduction, designed to be complementary in reducing error associated with different degrees of freedom (DoFs). Applying this idea in the time domain, we combine local time stepping on the discretized temporal domain, the fine grid, for a relaxation scheme, with time stepping on a coarse temporal mesh that uses a larger time step for the coarse-grid correction. More precisely, consider the model problem (1) on a discrete time grid consisting of $N \in \mathbb{N}$ time intervals with a time-step size $h_t = T/N$. A coarse temporal grid is derived from this fine grid by considering only every k -th temporal point, where $k > 1$ is an integer called the coarsening factor. Thus, the coarse temporal grid consists of $N_c = N/k$ time intervals with time-step size $H_t = kh_t$. Using multigrid terminology, the time points on the coarse grid define the set of C-points and the remaining temporal points are called F-points, as visualized in Figure 1.

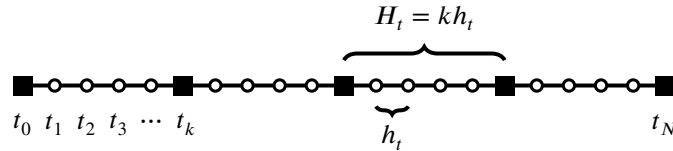


FIGURE 1 Fine and coarse temporal grids; squares ■ represent C-points and F-points are marked by circles ○.

Parareal uses F-relaxation, which refers to an exact local solve on F-points, i. e., updating the DoFs at F-points by time-stepping the current solution values from each C-point across a coarse-scale time interval to the following $k - 1$ F-points. After F-relaxation, the residual is zero at F-points and the local (parallel) fine-grid time stepping is coupled with a global (sequential) time stepping on the coarse grid. More precisely, the residual is evaluated at C-points and restricted by value to the coarse grid. Then, the coarse-grid DoFs are updated by time-stepping using a coarse-grid time propagator. After the coarse-grid time stepping, a correction is interpolated to the fine grid, using the so-called ideal interpolation operator, defined by taking the corrected approximate solution values at each C-point and integrating the values forward in time over the following $k - 1$ F-points.

MGRIT uses the same restriction and interpolation operators as Parareal, with an additional option for relaxation. MGRIT augments F-relaxation by using also C-relaxation, which refers to an exact solve on C-points. More precisely, MGRIT typically uses FCF-relaxation, consisting of F-relaxation, followed by C-relaxation, and again F-relaxation. While this relaxation scheme is necessary to obtain a scalable multilevel method, it also improves convergence of the two-level scheme and it can be important for convergence on difficult problems.

In this paper, we apply two-level versions of Parareal and MGRIT to the model problem (1). Thus, only the two-level linear setting is considered; multilevel schemes result from applying the two-level methods recursively and the full approximation storage (FAS)³³ approach can be used to accommodate nonlinear problems. For the fine- and coarse-grid time stepping schemes,

we consider s -stage Runge-Kutta methods with the time propagator (3),

$$\Phi(h_t) := I - h_t \mathbf{b}_0^T \otimes I (I + h_t A_0 \otimes \mathcal{L})^{-1} (\mathbf{1}_s \otimes \mathcal{L}),$$

on the fine grid, and (possibly different) s -stage Runge-Kutta methods with coarse time propagator

$$\Psi(kh_t) := I - kh_t \mathbf{b}_1^T \otimes I (I + kh_t A_1 \otimes \mathcal{L})^{-1} (\mathbf{1}_s \otimes \mathcal{L}), \quad (6)$$

where A_1 and \mathbf{b}_1 denote the Runge-Kutta matrix and the weight vector of the Runge-Kutta method on the coarse grid, respectively. Note that the time-stepping operator Ψ is of a similar form as Φ and can also be diagonalized by the eigenvectors of \mathcal{L} . If ξ is an eigenvalue of \mathcal{L} , the corresponding eigenvalue of Ψ is given by

$$\mu(\xi) = 1 - kh_t \mathbf{b}_1^T (I + kh_t \xi A_1)^{-1} \mathbf{1}. \quad (7)$$

2.3 | Two-level convergence and some observations

Convergence of Parareal and two-level MGRIT have been considered in a number of papers^{10–15, 19}. For the most part, previous works derived sufficient conditions and approximate upper bounds on convergence. Recently, under certain assumptions, *necessary* and sufficient conditions for convergence were derived, including tight bounds on two-grid convergence factors. These bounds provide the basis for this work. To review, let Φ denote the fine-grid time propagation operator, Ψ denote the coarse-grid time-propagation operator, and assume that:

1. Φ and Ψ are linear and independent of time,
2. Φ and Ψ commute,
3. Φ and Ψ are (simultaneously) diagonalizable, with eigenvectors U .

The first assumption includes most linear PDEs that are discretized using a method-of-lines approach, among other problems. The second assumption holds nearly always if the same spatial discretization (or underlying problem being propagated through time), say \mathcal{L} , is used on the fine and coarse grid. If a different coarse-grid spatial discretization is used, this assumption is less likely to hold. Finally, given assumption two, the third assumption holds if Φ and Ψ are diagonalizable, which is typically equivalent to \mathcal{L} being diagonalizable. This holds for most parabolic-type PDEs, and some hyperbolic as well.

Under these assumptions, the following theorem gives exact bounds on convergence in the $(UU^*)^{-1}$ -norm based on the relation of eigenmodes of Φ and Ψ . Note, if Φ and Ψ are unitarily diagonalizable, such as when \mathcal{L} is symmetric positive definite (SPD) or, more generally, when \mathcal{L} is normal, then the $(UU^*)^{-1}$ -norm is simply the ℓ^2 -norm.

Theorem 2 (Tight two-grid bound (Southworth¹⁵ Theorem 30)). Assume Φ and Ψ commute and are diagonalizable, with eigenvectors U , and eigenvalues $\{\lambda\}$ and $\{\mu\}$, respectively. Assume we coarsen in time by a factor of k , take N_c time steps on the coarse grid, and let \mathcal{E}_F and \mathcal{E}_{FCF} denote error propagation of two-level MGRIT with F-relaxation and FCF-relaxation, respectively. Then, for iterations $i > 1$,

$$\begin{aligned} \sup_i \frac{|\mu_i - \lambda_i^k|}{\sqrt{(1 - |\mu_i|)^2 + \frac{\pi^2 |\mu_i|}{N_c^2}}} &\leq \|\mathcal{E}_F\|_{(UU^*)^{-1}} \leq \sup_i \frac{|\mu_i - \lambda_i^k|}{\sqrt{(1 - |\mu_i|)^2 + \frac{\pi^2 |\mu_i|}{6N_c^2}}}, \\ \sup_i \frac{|\lambda_i^k| |\mu_i - \lambda_i^k|}{\sqrt{(1 - |\mu_i|)^2 + \frac{\pi^2 |\mu_i|}{N_c^2}}} &\leq \|\mathcal{E}_{FCF}\|_{(UU^*)^{-1}} \leq \sup_i \frac{|\lambda_i^k| |\mu_i - \lambda_i^k|}{\sqrt{(1 - |\mu_i|)^2 + \frac{\pi^2 |\mu_i|}{6N_c^2}}}. \end{aligned} \quad (8)$$

The qualifier for iterations $i > 1$ is a subtle detail which is discussed in detail in¹⁵. In short, the first iteration may have a slightly larger (but still bounded) convergence factor. These bounds can be relaxed for the simpler expressions

$$\begin{aligned} \sup_i \frac{|\mu_i - \lambda_i^k|}{1 - |\mu_i| + \mathcal{O}(1/N_c)} &< \|\mathcal{E}_F\|_{(UU^*)^{-1}} < \sup_i \frac{|\mu_i - \lambda_i^k|}{1 - |\mu_i|}, \\ \sup_i \frac{|\lambda_i^k| |\mu_i - \lambda_i^k|}{1 - |\mu_i| + \mathcal{O}(1/N_c)} &< \|\mathcal{E}_{FCF}\|_{(UU^*)^{-1}} < \sup_i \frac{|\lambda_i^k| |\mu_i - \lambda_i^k|}{1 - |\mu_i|}. \end{aligned} \quad (9)$$

The only place of significant difference between bounds in (8) and (9) is when $|\mu_i| \rightarrow 1$. However, when $|\mu_i| \rightarrow 1$, it is also the case that $|\lambda_i| \rightarrow 1$, and Corollary 1 proves below, when Φ and Ψ are derived from Runge-Kutta schemes,

$$\lim_{|\mu_i|, |\lambda_i| \rightarrow 1} \frac{|\lambda_i^k| |\mu_i - \lambda_i^k|}{1 - |\mu_i|} = 0.$$

Furthermore, bounds on \mathcal{E}_F and \mathcal{E}_{FCF} are a supremum over i , and it turns out the maximum is not obtained when $|\mu_i|$ is close to one for any of the many Runge-Kutta schemes tested here (or that we have tested, but not included in this paper). For this reason, results in this paper are based on the simpler bounds φ_F and φ_{FCF} , where (Southworth¹⁵ Theorems 12 and 13)

$$\begin{aligned} \|\mathcal{E}_F\|^2 &= \varphi_F^2 - \mathcal{O}(1/N_c^2) < \varphi_F^2 & \text{where } \varphi_F &:= \sup_i \frac{|\mu_i - \lambda_i^k|}{1 - |\mu_i|}, \\ \|\mathcal{E}_{FCF}\|^2 &= \varphi_{FCF}^2 - \mathcal{O}(1/N_c^2) < \varphi_{FCF}^2 & \text{where } \varphi_{FCF} &:= \sup_i \frac{|\lambda_i^k| |\mu_i - \lambda_i^k|}{1 - |\mu_i|}, \end{aligned} \quad (10)$$

which eliminates the need to pick a specific N_c for bounds. Note, the equality with perturbation $\mathcal{O}(1/N_c^2)$ holds only when $|\mu_i| \approx 1$, which, as mentioned above, is a valid assumption when taking the supremum over eigenvalues for Runge-Kutta schemes.

The following lemma first introduces a relatively general result on $\Psi - \Phi^k$ as a rational function of the spatial discretization \mathcal{L} and time step h_t , related to the limiting case of $|\mu_i|, |\lambda_i| \rightarrow 1$.

Lemma 1. Let \mathcal{L} be a nonsingular operator and Φ be a fine-grid time-propagation scheme, corresponding to a Runge-Kutta scheme of order p_1 , applied to \mathcal{L} with time step h_t . Assume we coarsen in time by a factor of k , and let Ψ denote the coarse-grid time-propagation operator, corresponding to a Runge-Kutta scheme of order p_2 with time step kh_t . Then, $\Psi - \Phi^k$ is a rational function of $h_t \mathcal{L}$, of *minimal* polynomial degree

$$\Psi - \Phi^k = \mathcal{O}((h_t \mathcal{L})^{\min\{p_1, p_2\}+1}).$$

Proof. From Theorem 1, the stability function of any Runge-Kutta scheme of order p can be written in the form $R_0(z) := e^z + Cz^{p+1} + \mathcal{O}(z^{p+2})$, with error constant C . This result extends to operators Φ and Ψ , where, for any Runge-Kutta scheme of order p ,

$$\Phi = e^{-h_t \mathcal{L}} + \mathcal{O}((h_t \mathcal{L})^{p+1}),$$

and a similar expression for Ψ . Thus, let Φ and Ψ correspond to arbitrary Runge-Kutta schemes of orders p_1 and p_2 with time steps h_t and kh_t , respectively. Then,

$$\Phi^k - \Psi = \left(e^{-h_t \mathcal{L}} + \sum_{\ell=p_1+1}^{\infty} \alpha_\ell (-h_t \mathcal{L})^\ell \right)^k - \left(e^{-kh_t \mathcal{L}} + \sum_{\ell=p_2+1}^{\infty} \beta_\ell (-kh_t \mathcal{L})^\ell \right),$$

for coefficients $\{\alpha_\ell\}$ and $\{\beta_\ell\}$ describing the error in the approximation of the exponential. Note, these coefficients may be rational functions of $h_t \mathcal{L}$, but it must be that $\alpha_\ell (-h_t \mathcal{L})^\ell = \mathcal{O}((h_t \mathcal{L})^q)$, for some $q \geq p+1$, and similarly for $\{\beta_\ell\}$. Applying the binomial theorem to expand the power in k yields

$$\Phi^k - \Psi = \sum_{j=0}^k \binom{k}{j} e^{-(k-j)h_t \mathcal{L}} \left[\sum_{\ell=p_1+1}^{\infty} \alpha_\ell (-h_t \mathcal{L})^\ell \right]^j - \left(e^{-kh_t \mathcal{L}} + \sum_{\ell=p_2+1}^{\infty} \beta_\ell (-kh_t \mathcal{L})^\ell \right) \quad (11)$$

$$= \sum_{j=1}^k \binom{k}{j} e^{-(k-j)h_t \mathcal{L}} \left[\sum_{\ell=p_1+1}^{\infty} \alpha_\ell (-h_t \mathcal{L})^\ell \right]^j - \sum_{\ell=p_2+1}^{\infty} \beta_\ell (-kh_t \mathcal{L})^\ell \quad (12)$$

$$= \mathcal{O}((h_t \mathcal{L})^{\min\{p_1, p_2\}+1}). \quad (13)$$

□

Lemma 1 is a natural extension of the well-known Runge-Kutta result that for a method Φ of order p , $e^{\mathcal{L}h_t} = \Phi + \mathcal{O}((\mathcal{L}h_t)^{p+1})$. However, it does lead to a nice Corollary that for arbitrary Runge-Kutta schemes and coarsening factors, Ψ approximates Φ^k exactly as $h_t \xi \rightarrow 0$.

Corollary 1. Let Φ and Ψ correspond to arbitrary Runge-Kutta schemes to propagate the same diagonalizable operator, \mathcal{L} , with real-valued eigenvalues, ξ . Then,

$$\lim_{h_t \xi \rightarrow 0} \frac{|\mu(\xi) - \lambda(h_t \xi)^k|}{1 - |\mu(h_t \xi)|} = 0, \quad \lim_{h_t \xi \rightarrow 0} \frac{|\lambda(h_t \xi)^k| |\mu(h_t \xi) - \lambda(h_t \xi)^k|}{1 - |\mu(h_t \xi)|} = 0.$$

Equivalently, these limits apply when $\lim_{h_t \xi \rightarrow 0} \iff \lim_{\mu, \lambda_t \rightarrow 1}$.

Proof. Note that $\lim_{h_t \xi \rightarrow 0} \mu(h_t \xi) = 1$ and, by continuity of μ within the region of stability, $|\mu(h_t \xi)|$ is differentiable in some open interval about $h_t \xi = 0$. Furthermore, from Theorem 1 and (7), $\lim_{h_t \xi \rightarrow 0^+} \frac{\partial}{\partial(h_t \xi)} \mu(h_t \xi) = -k \neq 0$. From Lemma 1, $|\mu(h_t \xi) - \lambda(h_t \xi)^k|$ is the absolute value of a rational function in $h_t \xi$, with minimum polynomial degree $\geq \min\{p_1, p_2\} + 1 := d$. Then,

$$|\mu(h_t \xi) - \lambda(h_t \xi)^k| = (h_t \xi)^2 |\mathcal{R}_{d-2}(h_t \xi)|,$$

where $\mathcal{R}_{d-2}(h_t \xi)$ is a rational function of minimum polynomial degree $d - 2 \geq 0$. This function is indeed differentiable at $h_t \xi = 0$, with derivative zero. Applying L'hopitals rule once to the limits completes the proof. \square

Remark 1. Complex eigenvalues. Corollary 1 appears to hold in the complex eigenvalue case as well, however, limits and derivatives in the complex plane are much more subtle. A simpler approach is to simply include the square root and tight $\mathcal{O}(1/N_c^2)$ term in (8) and evaluate explicitly at $\delta t \xi = 0$ to get a similar result, which is sufficient for all practical purposes.

Finally, we introduce the following simple proposition regarding large time steps and L-stable coarse-grid integration schemes.

Proposition 1 (L-stable schemes). Let Ψ correspond to an L-stable Runge-Kutta scheme and Φ an A-stable Runge-Kutta scheme. Then,

$$\lim_{h_t \xi \rightarrow \infty} \frac{|\mu(\xi) - \lambda(h_t \xi)^k|}{1 - |\mu(h_t \xi)|} \leq 1, \quad \lim_{h_t \xi \rightarrow \infty} \frac{|\lambda(h_t \xi)^k| |\mu(h_t \xi) - \lambda(h_t \xi)^k|}{1 - |\mu(h_t \xi)|} \leq \lim_{h_t \xi \rightarrow \infty} |\lambda(h_t \xi)^k| \leq 1.$$

Now, suppose Ψ and Φ correspond to L-stable Runge-Kutta schemes. Then,

$$\lim_{h_t \xi \rightarrow \infty} \frac{|\mu(\xi) - \lambda(h_t \xi)^k|}{1 - |\mu(h_t \xi)|} = \lim_{h_t \xi \rightarrow \infty} \frac{|\lambda(h_t \xi)^k| |\mu(h_t \xi) - \lambda(h_t \xi)^k|}{1 - |\mu(h_t \xi)|} = 0.$$

Proof. The proofs follow immediately from the definition of A-stability and L-stability (Definition 1). \square

The limit of $h_t \xi \rightarrow \infty$ is relevant for large time steps relative to the spatial mesh. Proposition 1 proves that using an L-stable coarse-grid operator Ψ with an A-stable or L-stable fine-grid operator Φ cannot result in divergence for very large time steps. Moreover, using L-stable integration schemes for both Ψ and Φ results in a method that is guaranteed to converge rapidly for large $h_t \xi$. Combining with Corollary 1, which guarantees rapid convergence for small $h_t \xi$, suggests that L-stable schemes are particularly amenable to Parareal and MGRIT, because they are guaranteed to converge rapidly at both limits of small and large $h_t \xi$. This is confirmed (theoretically and numerically) in Section 4, where L-stable schemes typically provide the best convergence factors.

Remark 2. In fact, there may be conceptual intuition for why L-stable coarse-grid operators are beneficial – from Hairer⁴, we know that A-stable schemes (may) dampen stiff components very slowly. However, we do not rely on the coarse-grid to integrate stiff components. We expect these to be dealt with on the fine grid (because stiff components require small time steps to be accurately captured), and on the coarse grid, in the spirit of reduction, we want these modes to be damped quickly.

3 | EXPLICIT RUNGE-KUTTA

This section explores explicit Runge-Kutta schemes and the application of MGRIT. First, we consider some theoretical relationships between Ψ and Φ^k , showing that (i) Ψ is an optimal polynomial approximation to Φ^k in a Taylor sense, and (ii) in general, $\Psi - \Phi^k$ is invertible and, thus, Ψ approximates no eigenmodes of Φ^k exactly. We then consider convergence as a function of $h_t \xi$ for various two-level schemes.

As a consequence of Theorem 1, the stability function of an explicit Runge-Kutta scheme of order $p = s$ is given by the exponential series truncated at the z^s -term⁵,

$$R_0(z) = 1 + z + \frac{z^2}{2!} + \dots + \frac{z^s}{s!}.$$

This applies for explicit Runge-Kutta schemes of order $p \leq 4$. For $p \geq 5$, no explicit Runge-Kutta method exists with $s = p$ stages⁵. The following lemma directly extends this to the matrix-valued case, and proves that Ψ is an optimal Taylor approximation to Φ^k .

Lemma 2. For explicit Runge-Kutta schemes of less than order 5, or schemes of higher order with a stability function given by a truncated Taylor series of the exponential, Ψ is an optimal, in a Taylor-sense, approximation to Φ^k . That is, for an s -stage method, Φ^k is a matrix polynomial, and Ψ is exactly the s lowest-order terms in this polynomial.

Proof. Recall the matrix exponential can be expressed as a Taylor series, $e^{-\mathcal{L}} := \sum_{\ell=0}^{\infty} \frac{(-\mathcal{L})^\ell}{\ell!}$, and, from above, Φ corresponding to explicit Runge-Kutta schemes is exactly a truncated matrix exponential for all schemes of order less than 5. For higher orders, there are methods (but not all) such that this is also the case.

Thus, let Φ correspond to a truncated matrix exponential of power s , with time step h_t ,

$$\Phi = I - h_t \mathcal{L} + \dots \pm \frac{(h_t \mathcal{L})^s}{s!} = \sum_{\ell=0}^s \frac{(-h_t \mathcal{L})^\ell}{\ell!}. \quad (14)$$

Then, consider truncating the matrix exponential with time step kh_t at power s , corresponding to Ψ . First, note that breaking the series into two parts and applying the binomial theorem yields

$$\begin{aligned} e^{-kh_t \mathcal{L}} &= (e^{-h_t \mathcal{L}})^k \\ &= \left(\sum_{\ell=0}^s \frac{(-h_t \mathcal{L})^\ell}{\ell!} + \sum_{\ell=s+1}^{\infty} \frac{(-h_t \mathcal{L})^\ell}{\ell!} \right)^k \\ &= \sum_{j=0}^k \binom{k}{j} \left[\sum_{\ell=0}^s \frac{(-h_t \mathcal{L})^\ell}{\ell!} \right]^{k-j} \left[\sum_{\ell=s+1}^{\infty} \frac{(-h_t \mathcal{L})^\ell}{\ell!} \right]^j. \end{aligned} \quad (15)$$

Notice that all terms of the second summation in (15) have power $> s$. It follows that when expressing $e^{-kh_t \mathcal{L}}$ as a Taylor series centered at zero, terms of order $\leq s$ correspond to $j = 0$ in (15),

$$\left[\sum_{\ell=0}^s \frac{(-h_t \mathcal{L})^\ell}{\ell!} \right]^k. \quad (16)$$

Ψ is obtained by truncating this series at power s . Noticing that (16) is exactly Φ (14) raised to the power of k completes the proof. \square

It is well-known that explicit integration schemes are limited in the parallel-in-time setting by the coarse-grid stability constraint, often making them not immediately practical. However, it is interesting to see from Lemma 2 that using the same explicit discretization on the coarse grid is actually optimal in some sense. The following Corollary develops conditions under which $\Psi - \Phi^k$ is invertible for explicit schemes, an assumption necessary for some of the results in¹⁵ and also one that provides insight into how Ψ approximates Φ^k . In particular, it is unlikely that any eigenmode is approximated exactly.

Corollary 2. Let Φ correspond to an explicit Runge-Kutta scheme of less than order 5, or of higher order with a stability function given by a truncated Taylor series of the exponential, with s stages and time step h_t . Let Ψ correspond to the same Runge-Kutta scheme, with time step kh_t . Then $\Psi - \Phi^k$ is invertible if and only if

$$(s!)^{k-1} \Gamma(s+1, kh_t \lambda) - \Gamma(s+1, h_t \lambda)^k = 0. \quad (17)$$

where $\Gamma(n, x)$ denotes the incomplete Gamma function.

Proof. $\Psi - \Phi^k$ is invertible if and only if it has no zero eigenvalues, and a zero eigenvalue λ_0 would correspond to a root of the characteristic polynomial of $\Psi - \Phi^k$. Noting that eigenvalues of Φ and Ψ are a function of eigenvalues of \mathcal{L} , let $\{\xi\}$ denote eigenvalues of \mathcal{L} . Then, eigenvalues of $\Psi - \Phi^k$ are given by

$$p(\xi) := \sum_{\ell=0}^s \frac{(-kh_t \xi)^\ell}{\ell!} - \left[\sum_{\ell=0}^s \frac{(-h_t \xi)^\ell}{\ell!} \right]^k. \quad (18)$$

Recognize the partial sum

$$\sum_{\ell=0}^s \frac{(-kh_t\xi)^\ell}{\ell!} = \frac{e^{-kh_t\xi}}{s!} \Gamma(s+1, -kh_t\xi) \quad (19)$$

as a scaling of the incomplete Gamma function. Noting that $\Psi - \Phi^k$ is invertible if and only if it has a zero eigenvalue, plug (19) into (18) and set $p(\xi) = 0$, which yields

$$(s!)^{k-1} \Gamma(s+1, -kh_t\xi) - \Gamma(s+1, -h_t\xi)^k = 0.$$

□

Remark 3. As stated, Corollary 2 is not immediately intuitive. However, it is straightforward to plug values of s and k into (17) and find the roots using symbolic software such as Matlab or Mathematica. Recall under the assumption that Φ and Ψ are stable, we must have $|\mu(kh_t\xi)|, |\lambda(h_t\xi)| < 1$. No combination of $k \geq 2$ and $1 \leq s \leq 4$ that we have tested has yielded a zero eigenvalue of $\Psi - \Phi^k$ for stable $h_t\xi$. Looking at the structure of roots of $\Psi - \Phi^k$ in the complex plane suggests there may be an analytical proof of this in general, but we have not identified it.

Runge-Kutta time integration schemes have an extensive underlying mathematical theory, and above we have begun to make some connections with parallel-in-time solvers. However, although the analysis of explicit Runge-Kutta schemes can be tractable, effective parallel-in-time algorithms are generally more difficult to develop. Figure 2 demonstrates why, plotting eigenvalues λ^k and μ_k as a function of $h_t\xi$, and the corresponding convergence factor of two-level MGRIT with FCF-relaxation for each eigenmode. As expected, convergence (on the fine-grid problem) is confined to the coarse-grid stability constraint.

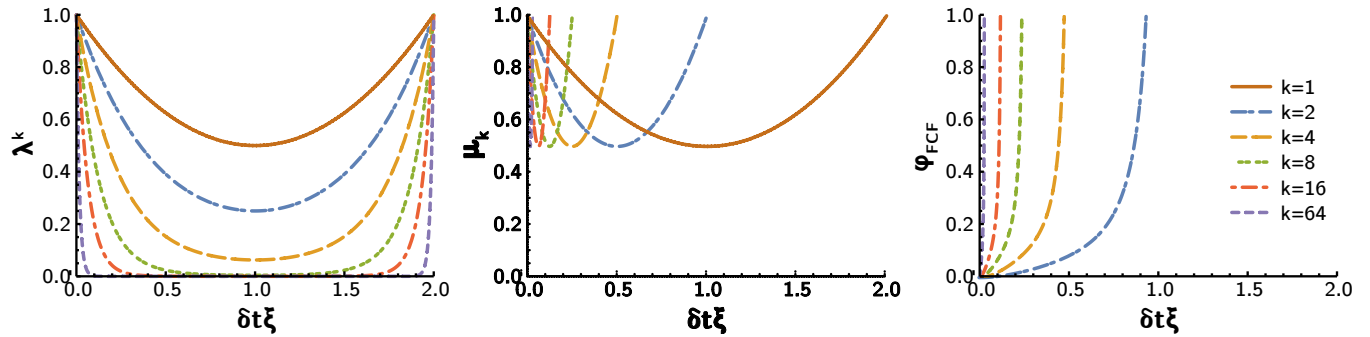


FIGURE 2 2nd-order explicit Runge Kutta on the coarse and fine grid, for coarsening factors $k \in \{2, 4, 8, 16, 64\}$.

An alternative option to achieve MGRIT convergence using explicit Runge-Kutta schemes and time steps approaching the *fine-grid* stability limit is to use an implicit coarse-grid integration scheme⁹. It is hard to say if this is ever a practical approach, since implicit solves are typically so much more expensive than explicit updates. However, Figure 3 demonstrates that this is reasonably effective in terms of convergence factor, as long as a moderate or larger coarsening factor is used. Although likely not practical, this does indicate that parallel-in-time methods can be developed that are convergent for explicit fine-grid schemes. Near the stability limit, however, convergence degrades rapidly. This behavior results from the existence of a non-physical component in the discrete solution that is oscillatory in time, as discussed in more detail in⁹. Since the existence of this component is not physical, this is not a real restriction for using parallel-in-time methods.

4 | IMPLICIT RUNGE-KUTTA

Thus far, we have primarily introduced analysis relating convergence of MGRIT to theory of Runge-Kutta methods. This section gets into more practical information, studying convergence of MGRIT applied to implicit integration schemes, a regime where MGRIT is generally more effective than explicit. In particular, for SPD spatial discretizations, we are interested in achieving “optimal” two-level MGRIT convergence, with convergence factors independent of time-step size, h_t , and spatial eigenvalue $\xi \geq 0$ (or, equivalently, independent of spatial mesh size). Here, we limit ourselves to DIRK-type methods, as these are typically

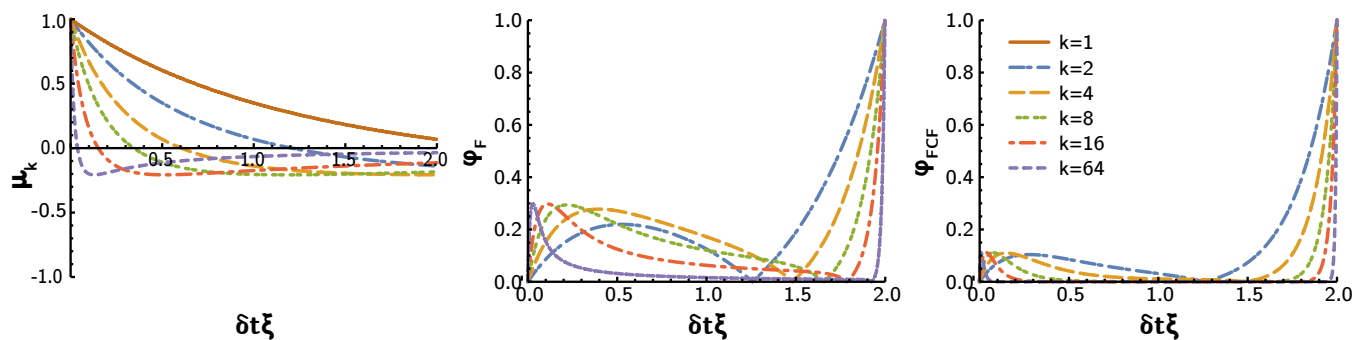


FIGURE 3 2nd-order explicit Runge Kutta on the fine grid and backward Euler on the coarse grid, for coarsening factors $k \in \{2, 4, 8, 16, 64\}$. Eigenvalues of Ψ are shown on the left as a function of k (to be compared with eigenvalues λ^k in Figure 2), followed by φ_F and φ_{FCF} as a function of $h_i \xi$.

much more practical for PDEs than fully implicit Runge-Kutta methods, but the methods of analysis used here easily extend to the general case as well.

One important point to draw from results in this section is that understanding the problem one is interested in solving is critical to choosing an effective MGRIT scheme. The first question is simply what range will $h_i \xi$ take? Often $h_i \xi$ may not get substantially larger than one, in which case “optimal” convergence for arbitrarily large $h_i \xi$ may be less of a concern. However, as we will see in Section 4.2, even for $\mathcal{O}(h_i \xi) = 1$, small changes in $h_i \xi$ can quickly move from very rapid convergence to divergence. In other cases, such as using high-order time integration with a low-order spatial discretization or simply taking very large time steps for some other reason, the case of $h_i \xi \gg 1$ may be of interest, in which case the optimal convergence is particularly relevant. It is also worth pointing out that when considering full multilevel MGRIT, the coarse-grids take progressively larger time steps, and two-grid convergence for $h_i \xi \gg 1$ is likely a necessary condition for multilevel convergence, although a formal connection between two-level and multilevel convergence is not yet understood³⁴, and, as will be seen in Section 5, the relationship between two-level and multilevel is not always so simple.

Tight MGRIT convergence bounds are provided for all $h_i \xi > 0$ and various implicit Runge-Kutta schemes in Section 4.1. Sections 4.2 and 4.3 proceed to apply the same analysis tools to recently developed modified MGRIT algorithms, showing the versatility of these bounds.

4.1 | MGRIT convergence bounds

A number of papers have looked at optimal convergence of MGRIT for specific implicit time-stepping schemes. The first results were from Mathew et al.²⁵, who proved h -independent convergence for Parareal with two combinations of coarse- and fine-grid integration schemes, independent of k . For Φ and Ψ given by backward Euler, $\varphi_F \leq 0.298$, and for Φ given by Crank-Nicolson and Ψ backward Euler, $\varphi_F \leq 0.503$, in both cases for all h_i and $\xi \geq 0$. Wu²⁶ expanded on these results, proving optimal convergence for Ψ given by backward Euler, and Φ given by either TR/BDF2(γ), $\gamma \in [0.043, 0.977]$, a scheme combining trapezoid rule (TR) and BDF2²⁷, or a two-stage L-stable DIRK method. Each of these proofs relied on the L-stable nature of the integration schemes, which, as we saw in Proposition 1, offers unique benefits for very large time steps. Wu²⁶ also proved that convergence cannot be obtained for all $h_i \xi$ when Φ corresponds to the trapezoid rule and Ψ backward Euler. Finally, Wu and Zhou²⁸ proved h -independent convergence assuming relatively large coarsening factors for three additional fine-grid schemes, Gauss4, a three-stage DIRK method, and TR.

The analysis section for most of those papers was fairly involved. Here, we want to emphasize that results from¹⁵ (see Theorem 2) can easily be used to test such theory for arbitrary Runge-Kutta schemes on the coarse and fine grid. Table 1 gives a sample of results for nine different schemes, using the same integrator on coarse and fine grids, and coarsening factors 2–64. Results include the maximum convergence factor for F- or FCF-relaxation, the value $h_i \xi$ at which this maximum is obtained, or the value $h_i \xi$ such that convergence is observed for all lesser values. It is worth pointing out that the algebra behind deriving bounds that hold for all k as well is still not trivial, but computing bounds for any value of k is straightforward.

When choosing a (serial) time integration scheme, properties of the method often considered include order, stage order, stability, stiffly accurate, and cost (in terms of number of linear solves). For parallel-in-time, convergence is an obvious concern,

Type	Stages	Order	Stage-order	Stability	Stiff acc.		
SDIRK	1	1	1	L	Yes		
BWE	k	2	4	8	16	32	64
	$\max \varphi(h_t \xi)$	0.13/0.05	0.20/0.08	0.25/0.10	0.27/0.10	0.28/0.11	0.29/0.11
	$\operatorname{argmax} \varphi(h_t \xi)$	1/0.33	0.48/0.16	0.23/0.08	0.11/0.04	0.06/0.02	0.03/0.01
SDIRK	1	2	2	A	Yes		
SDIRK-12	k	2	4	8	16	32	64
	$\max \varphi(h_t \xi)$	∞/∞	∞/∞	∞/∞	∞/∞	∞/∞	∞/∞
	$h_t \xi \mid \varphi < 1$	2.87/6.35	1.50/7.75	0.75/10.5	0.37/15.5	0.18/24.3	0.09/39.7
ESDIRK	2*	2	2	A	No		
TR	k	2	4	8	16	32	64
	$\max \varphi(h_t \xi)$	∞/∞	∞/∞	∞/∞	∞/∞	∞/∞	∞/∞
	$h_t \xi \mid \varphi < 1$	2.87/6.36	1.50/7.76	0.75/10.5	0.37/15.5	0.19/24.3	0.09/39.7
SDIRK	2	2	1	L	Yes		
SDIRK-22	k	2	4	8	16	32	64
	$\max \varphi(h_t \xi)$	0.29/0.008	0.26/0.01	0.26/0.01	0.26/0.01	0.26/0.01	0.26/0.01
	$\operatorname{argmax} \varphi(h_t \xi)$	5.0/0.70	2.1/0.36	1.0/0.17	0.51/0.10	0.25/0.05	0.13/0.02
SDIRK	2	3	1	A	No		
SDIRK-23	k	2	4	8	16	32	64
	$\max \varphi(h_t \xi)$	(>1)/(>1)	(>1)/(>1)	(>1)/0.25	(>1)/0.02	(>1)/0.013	(>1)/0.013
	$\operatorname{argmax} \varphi(h_t \xi)$	∞/∞	∞/∞	∞/∞	∞/∞	$\infty/0.05$	$\infty/0.025$
	$h_t \xi \mid \varphi < 1$	4.43/17.6	2.61/257	1.31/NA	0.65/NA	0.33/NA	0.16/NA
ESDIRK	3*	2	2	L	Yes		
ESDIRK-32	k	2	4	8	16	32	64
	$\max \varphi(h_t \xi)$	0.29/0.008	0.26/0.01	0.26/0.011	0.26/0.011	0.26/0.011	0.26/0.011
	$\operatorname{argmax} \varphi(h_t \xi)$	5.01/0.70	2.06/0.36	1.02/0.18	0.51/0.089	0.26/0.045	0.13/0.022
ESDIRK	3*	3	2	A	Yes		
ESDIRK-33	k	2	4	8	16	32	64
	$\max \varphi(h_t \xi)$	(>1)/(>1)	(>1)/(>1)	(>1)/0.25	(>1)/0.019	(>1)/0.013	(>1)/0.013
	$\operatorname{argmax} \varphi(h_t \xi)$	∞/∞	∞/∞	∞/∞	∞/∞	$\infty/0.05$	$\infty/0.026$
	$h_t \xi \mid \varphi < 1$	4.43/17.6	2.6/257	1.31/NA	0.65/NA	0.33/NA	0.16/NA
SDIRK	3	3	1	L	Yes		
SDIRK-33	k	2	4	8	16	32	64
	$\max \varphi(h_t \xi)$	0.16/0.004	0.15/0.005	0.15/0.005	0.15/0.005	0.15/0.005	0.15/0.005
	$\operatorname{argmax} \varphi(h_t \xi)$	4.84/0.85	2.07/0.43	1.03/0.22	0.51/0.11	0.26/0.05	0.13/0.027
SDIRK	3	4	1	A	Yes		
SDIRK-34	k	2	4	8	16	32	64
	$\max \varphi(h_t \xi)$	(>1)/0.75	(>1)/0.19	(>1)/0.019	(>1)/0.007	(>1)/0.007	(>1)/0.007
	$\operatorname{argmax} \varphi(h_t \xi)$	∞/∞	∞/∞	∞/∞	$\infty/0.13$	$\infty/0.066$	$\infty/0.033$
	$h_t \xi \mid \varphi < 1$	7.55/NA	6.21/NA	3.23/NA	1.62/NA	0.81/NA	0.40/NA

TABLE 1 Bounds φ_F and φ_{FCF} for various SDIRK and ESDIRK schemes up to three stages, as a function of $h_t \xi$, for spatial eigenvalue ξ and time step h_t . Here, “ $\max \varphi(h_t \xi)$ ” corresponds to the maximum value obtained for $h_t \xi \in (0, \infty)$, “ $\operatorname{argmax} \varphi(h_t \xi)$ ” provides the value of $h_t \xi$ at which this maximum is obtained, and “ $h_t \xi \mid \varphi < 1$ ” gives \hat{x} such that $\varphi < 1$ (that is, convergent) for all $h_t \xi < \hat{x}$. The sign (> 1) indicates that $\varphi > 1$ for some $h_t \xi$, but $\varphi < \infty$ for all $h_t \xi$, “NA” means not applicable, and a * superscript indicates one explicit stage, which does not require a linear solve.

but the properties of schemes that yield fast MGRIT convergence are not always consistent with the properties desired in an integration scheme. Next we consider MGRIT with a desirable implicit scheme on the fine grid, the A-stable ESDIRK-33 scheme, and consider the effects of coarse-grid and coarsening factor on convergence. True DIRK methods (with nonzero diagonals in Butcher tableaux) can have stage-order at most one⁵. Fully implicit SDIRK (necessary for stage-order of three or more) are often not practical, because the linear systems are too complex to solve. EDIRK and ESDIRK methods though, consisting of one explicit stage, followed by implicit stages, can have stage-order two with minimal additional overhead cost (one explicit stage update)⁵. ESDIRK-33 is a 3rd-order, stiffly accurate, A-stable, Runge-Kutta scheme, with stage-order two. Figure 4 considers MGRIT using ESDIRK-33 on the fine grid, and backward Euler, 2nd-order L-stable ESDIRK-32, and A-stable ESDIRK-33 on the coarse grid.

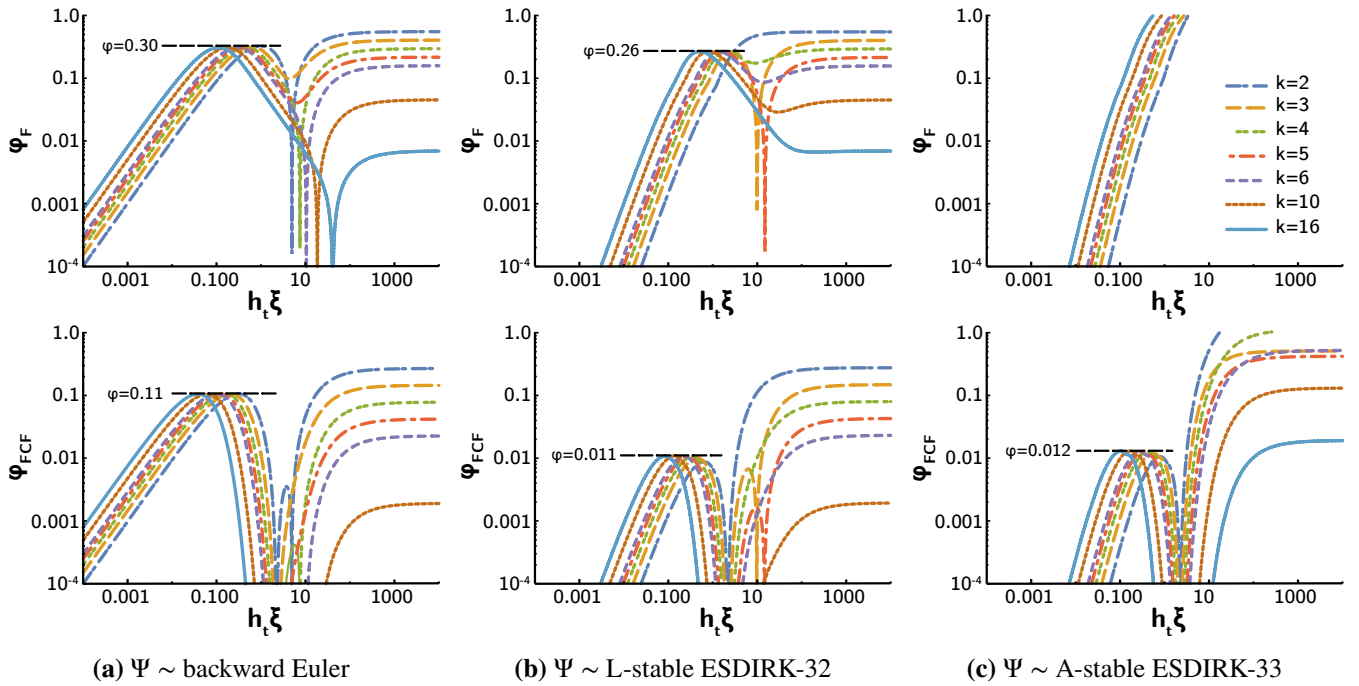


FIGURE 4 Convergence bounds for two-level MGRIT with $\Phi \sim$ A-stable ESDIRK-33, three different coarse-grid time stepping schemes, and coarsening factors $k \in \{2, 3, 4, 5, 6, 10, 16\}$.

The results in Figure 4 show a number of interesting aspects on MGRIT convergence:

1. Parity of k can matter: Notice in the FCF row of Figure 4c that for large $h_t \xi$, coarsening factors of $k = 2$ and $k = 4$ both diverge, while coarsening factors $k = 3$ and $k = 5$ converge. This is due to the sign of λ^k .
2. Small changes in h_t can dramatically affect convergence: In the FCF row of Figures 4b and 4c, somewhere between $h_t \xi \in [5, 12]$ (depending on k), a small $\mathcal{O}(1)$ change in $h_t \xi$ can increase the overall convergence factor from $\varphi = 0.01$ to something many times slower (again, depending on k).
3. L-stability matters: With F-relaxation and A-stable ESDIRK-33 on the fine grid, using an L-stable coarse-grid operator is fundamental for convergence with moderate to large $h_t \xi$. L-stable schemes (Figures 4a and 4b, as well as multiple other tested L-stable schemes) offer more robust convergence than A-stable schemes (Figure 4c, and multiple other tested A-stable schemes).
4. FCF-relaxation is (sometimes) important: With backward Euler as a coarse-grid operator (Figure 4a), FCF-relaxation is not particularly helpful, giving $\approx 1.8\times$ speedup in convergence for roughly twice the work. Contrastingly, using L-stable ESDIRK-23 on the coarse-grid, FCF-relaxation can yield a $3.4\times$ speedup in convergence (depending on k), while for A-stable ESDIRK-33 on the coarse grid, FCF-relaxation can mean the difference between divergence and convergence.

- Choice of coarse-grid integrator matters: For twice as many linear solves on the coarse grid ($\ll 2\times$ the total work, depending on k), using ESDIRK-32 and ESDIRK-33 on the coarse grid can result in convergence twice as fast with FCF-relaxation. Conversely, with just F-relaxation, the extra linear solves associated with ESDIRK-32 and ESDIRK-33 result in either minor improvement in convergence over backward Euler or divergence.

These are just five interesting points on MGRIT convergence that arise from this specific example. The larger lesson is that convergence of MGRIT/Parareal can be complex, even in the case of unitarily diagonalizable operators. However, simple a priori analysis can motivate algorithmic choices that make the difference between convergence and divergence, or yield speedups of several times.

4.2 | L-stability and coarse-/fine-grid propagators

Table 1 shows that not all Runge-Kutta schemes are equal from the perspective of parallel-in-time. Indeed, some schemes offer significantly better convergence for the same, for example, number of stages. This was observed in³⁰, where it is noted that the implicit trapezoid method (that is, 2nd-order A-stable ESDIRK) and 4th-order Gauss Runge-Kutta do not have convergence bounded independent of h_t and h_x and, in fact, can observe arbitrarily slow convergence (consistent with Proposition 1).

This section starts by analyzing the implicit trapezoid method closer. Figure 5 shows the worst-case convergence of Parareal and MGRIT using F- and FCF-relaxation as a function of $h_t\xi$, where the implicit trapezoid rule is used on the fine grid, and either the implicit trapezoid (Figure 5c) or backward Euler (Figure 5a) is used on the coarse grid. First, note that using backward Euler as a coarse-grid propagation scheme is a perfectly reasonable method with good convergence if $h_t\xi < \mathcal{O}(10)$. The arbitrarily slow convergence observed in³⁰ occurs for $h_t\xi > \mathcal{O}(10)$, but, in many practical applications, this regime is not of interest. Using the implicit trapezoid method on the coarse grid with just F-relaxation tightens this bound, where divergence is observed for $h_t\xi > \mathcal{O}(0.1 - 1)$ (depending on k). Indeed, this is a tighter constraint that is not often satisfied in practice. However, using the implicit trapezoid method on the coarse grid with FCF-relaxation yields significantly faster convergence than backward Euler if $h_t\xi < \mathcal{O}(10)$ ($\approx 3.5\times$ faster convergence than backward Euler with F-relaxation and $\approx 1.8\times$ faster than backward Euler with FCF-relaxation), for a comparable cost to backward Euler with FCF-relaxation.

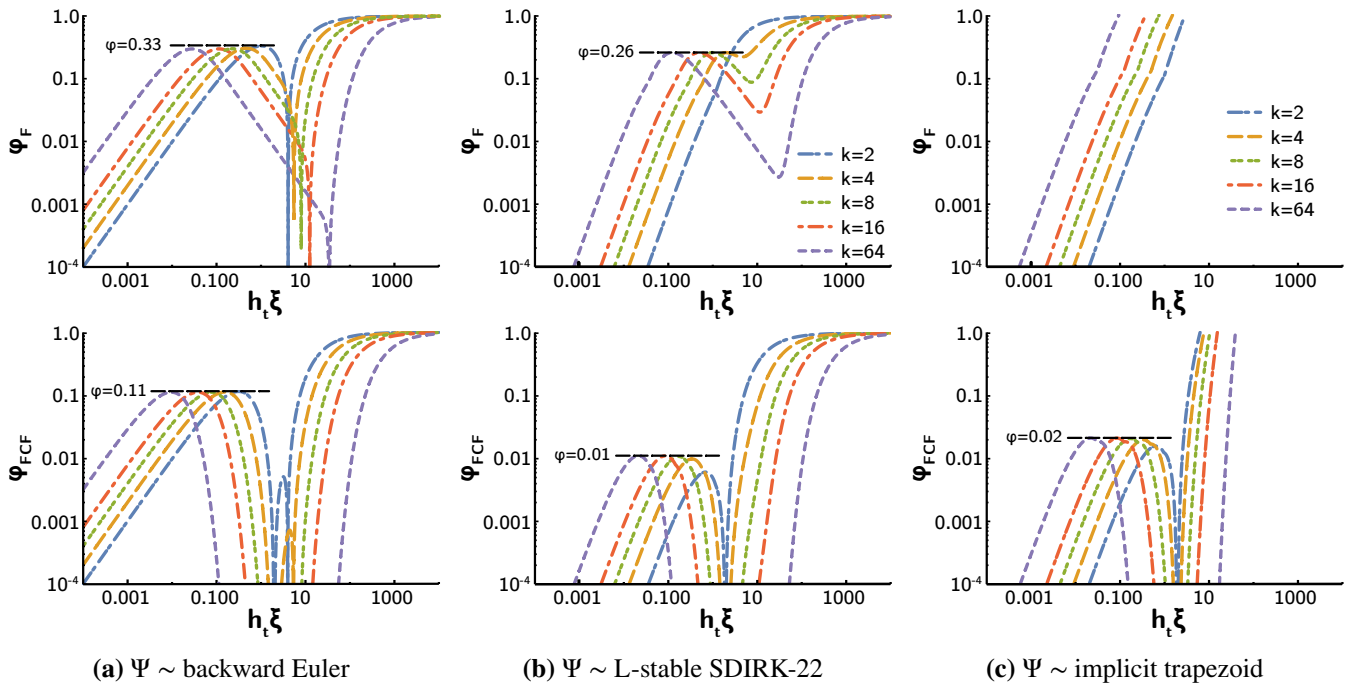


FIGURE 5 Worst-case convergence factors for using the implicit trapezoid method on the fine grid, Φ , and either backward Euler, implicit trapezoid, or 2nd-order L-stable SDIRK-22 on the coarse grid, Ψ , as a function of $h_t\xi$, and for coarsening factors $k \in \{2, 4, 8, 16, 64\}$.

In the case that $h_t \xi \gg 10$, Wu³⁰ proposes a modification where Φ^k consists of two steps using an L-stable scheme of the same order (SDIRK2 instead of the implicit trapezoid method or 4th-order Lobatto III-C instead of 4th-order Gauss) followed by $k - 2$ steps using the implicit trapezoid method (or 4th-order Gauss integrator). This does change the underlying problem being solved, that is, MGRIT converges to the solution based on alternating time steps, where two out of every k time steps are now being integrated with a different scheme, rather than the original implicit trapezoid or Gauss4 on every step. A detailed analysis of this method is given in³⁰, however, the framework used here provides a simple conceptual understanding as well.

In considering convergence of an L-stable scheme for large $h_t \xi$, the key point is that $\lim_{h_t \xi \rightarrow \infty} |\lambda_i| = 0$, for all eigenvalues $\{\lambda_i\}$ of Φ . From Proposition 1, using an L-stable scheme on both grids guarantees convergence for large $h_t \xi$, while such a result does not (necessarily) hold in the A-stable case. However, suppose we change one step of the F-points to be an L-stable scheme. Then, the $|\lambda_i^k|$ term that appears in convergence bounds now takes the form $|\eta_i \lambda_i^{k-1}|$, where $\{\eta_i\}$ is the eigenvalue corresponding to the L-stable time step. If we take this limit as $h_t \xi \rightarrow \infty$, because $|\lambda_i|$ is bounded, the limit is zero. For purposes of MGRIT, this makes the fine-grid appear L-stable, and Proposition 1 applies.

The implicit trapezoid rule is a fine-grid propagation scheme for which it is difficult to find a coarse-grid propagation scheme that is effective for all h_t and h_x . Indeed, in our testing, no other schemes appear substantially better than results in Figure 5. For many practical applications, the regime of effective convergence is sufficient, but in some cases large $h_t \xi$ may be important too.

4.3 | Weighted iterations and FCF-relaxation

Sometimes in iterative-type methods, a weighting is applied to the correction to improve convergence, such as the damping factor in Jacobi or weight in successive over relaxation. In principle, the same concept can be applied in the MGRIT/Parareal context as well. In a (linear) Parareal framework, one can consider

$$\mathbf{u}_{n+1}^{\nu+1} = \Phi^\nu \mathbf{u}_n^\nu + \theta_n^\nu [\Psi \mathbf{u}_{n+1}^{\nu+1} - \Psi \mathbf{u}_{n+1}^\nu],$$

where the subscript n denotes approximate \mathbf{u} at the n th fine-grid time point and superscript ν denotes iteration number. This is the θ -Parareal scheme introduced in²⁹, where θ is some scaling factor for the coarse-grid operator that may be a scalar or linear operator. Here, we assume it is a scalar, and derive an interesting relation to FCF-relaxation.

For scalar θ , it can be absorbed into the Ψ operator, and the convergence theory for two-level linear MGRIT/Parareal applies. Thus, consider the tight bounds on Parareal/two-level MGRIT with F-relaxation as a function of θ , given by

$$\varphi_F(\theta) = \max_{h_t \xi} \frac{|\theta \mu(h_t \xi) - \lambda(h_t \xi)^k|}{1 - \theta |\mu(h_t \xi)|} := \max_{h_t \xi} \mathcal{M}(\theta, h_t \xi),$$

for $\theta \in [0, 1]$ and $h_t \xi$ such that $|\theta \mu|, |\lambda| < 1$ for all ξ , that is, the coarse- and fine-grid propagators are stable. It turns out, this weighting has an interesting relation to FCF-relaxation. In the case that θ is an operator, it is likely the case that Φ and Ψ are no longer diagonalizable under the same eigenvectors, in which case more general theory developed in¹⁵ is necessary to perform a tight two-grid analysis.

For scalar $\theta \in [0, 1]$, note that

$$\lim_{h_t \xi \rightarrow 0} \frac{|\theta \mu(\xi) - \lambda(h_t \xi)^k|}{1 - \theta |\mu(h_t \xi)|} = \lim_{h_t \xi \rightarrow 0} \frac{|\lambda(h_t \xi)^k| |\mu(h_t \xi) - \lambda(h_t \xi)^k|}{1 - |\mu(h_t \xi)|} = \begin{cases} 1 & \theta \in [0, 1) \\ 0 & \theta = 1 \end{cases}.$$

That is, for any $\theta \neq 0$, iterations lose the desirable property proved in Corollary 1, where Ψ exactly approximates Φ^k as $h_t \xi \rightarrow 0$. Moreover, there are often many eigenvalues $h_t \xi \approx 0$, corresponding to small spatial eigenvalues. Using $\theta \neq 1$ results in MGRIT convergence factors being ≈ 1 when applied to these eigenmodes.¹

However, there is still something advantageous about iterations $\theta \neq 1$, particularly *after* the first iteration. Note that $\theta = 1$ corresponds to a CF-relaxation, that is,

$$\frac{|\theta \mu(h_t \xi) - \lambda(h_t \xi)^k|}{1 - \theta |\mu(h_t \xi)|} \mapsto_{\theta=0} |\lambda(h_t \xi)^k|,$$

which is exactly the additional factor that FCF-relaxation adds to error propagation over just F-relaxation (8). From derivations in Section 5.3 of Southworth¹⁵, the maximum over $h_t \xi$ of multiple MGRIT iterations can be taken as a maximum over the

¹Effectively the same results hold for the exact bounds in (8), but $\theta \neq 1$ yields $\approx N_c / (1 + N_c) \approx 1$.

product. It follows that applying two iterations of two-level MGRIT/Parareal with F-relaxation, first with $\theta = 1$ followed by $\theta = 0$, is exactly equivalent to one iteration of MGRIT with FCF-relaxation.

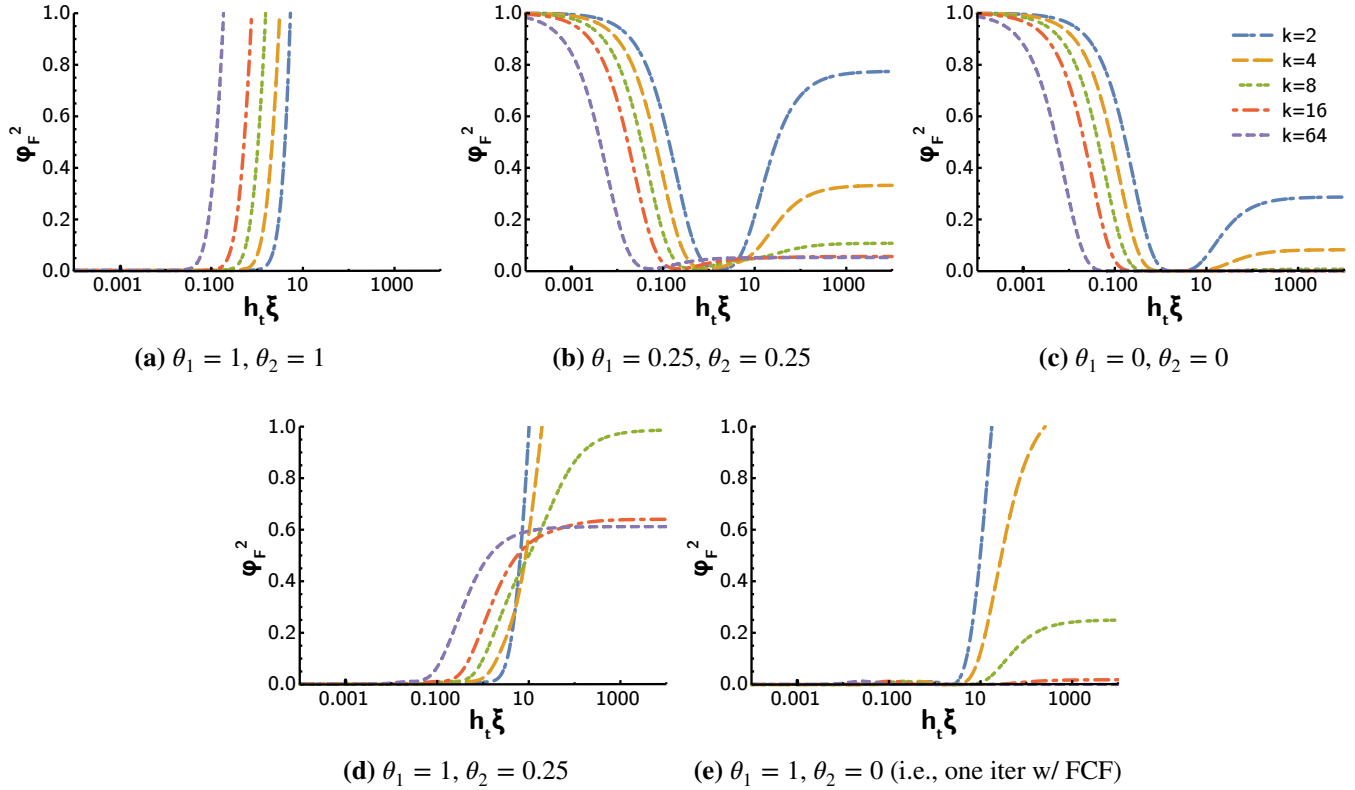


FIGURE 6 Worst case (total) convergence factors for two successive iterations of θ -Parareal with F-relaxation, with weights θ_1 and θ_2 , respectively, and coarsening factors 2, 4, 8, 16, and 64. Three-stage, 3rd-order A-stable ESDIRK is used for coarse- and fine-grid propagation.

In this case and a number of other tested examples, a second iteration with $\theta = 0$, that is, FCF-relaxation, appears to be optimal in some sense. It is also advantageous from a computational perspective, because adding a CF-relaxation is significantly cheaper than performing a full MGRIT iteration with F-relaxation. Nevertheless, it is interesting to see the relation of FCF-relaxation with the θ -weighting. In particular, it raises the question of whether a polynomial-type relaxation could be used with successive weights $\{\theta_0, \theta_1, \dots\}$ that are “optimal” in some sense.

Remark 4. Recall for two-grid convergence, we are interested in the iteration (in the notation of¹⁵)

$$I - B_{\Delta}^{-1}A_{\Delta} = I - \begin{bmatrix} I & & & & \\ \Psi & I & & & \\ \vdots & & \ddots & & \\ \Psi^{N_c-1} & \dots & \Psi & I & \end{bmatrix} \begin{bmatrix} I & & & & \\ -\Phi^k & I & & & \\ & & \ddots & & \\ & & & -\Phi^k & I \end{bmatrix}.$$

Here, A_{Δ} denotes the Schur complement corresponding to an exact two-level correction, and its inverse is approximated by substituting $\Psi \leftarrow \Phi^k$. From an iterative methods perspective, arguably a more intuitive weighting than above is to consider $I - \omega B_{\Delta}^{-1}A_{\Delta}$ for $\omega \in (0, 2)$, that is, weighting the entire coarse-grid correction. Working through the algebra, one arrives at

similar bounds on two-grid convergence, which take the form

$$\begin{aligned}\varphi_{F,\omega} &= \max_{\xi} \left[(1-\omega) + \omega \frac{|\mu(h_t \xi) - \lambda(h_t \xi)^k|}{1 - |\mu(h_t \xi)|} \right], \\ \varphi_{FCF,\omega} &= \max_{\xi} \left[(1-\omega) |\lambda(h_t \xi)^k| + \omega \frac{|\lambda(h_t \xi)^k| |\mu(h_t \xi) - \lambda(h_t \xi)^k|}{1 - |\mu(h_t \xi)|} \right].\end{aligned}$$

Interestingly, for no tested Runge-Kutta schemes does such an approach appear to offer significant advantages over $\omega = 1$ (unweighted).

5 | NUMERICAL RESULTS

As an example, we consider the diffusion equation,

$$u_t - \Delta u = f(\mathbf{x}, t), \quad (\mathbf{x}, t) \in \Omega \times (0, 1], \quad (20)$$

in a bounded domain $\Omega \subset \mathbb{R}^2$, with solution-independent forcing term

$$f(\mathbf{x}, t) = (\tau \cos(\tau t) + 2\kappa^2 \sin(\tau t)) \sin(\kappa x_1) \sin(\kappa x_2), \quad \mathbf{x} = (x_1, x_2)^T,$$

and constants $\tau = 13\pi/6$, $\kappa = \pi$. We prescribe an initial condition for u at $t = 0$, $u(\mathbf{x}, 0) = \sin(\kappa x_1) \sin(\kappa x_2)$, and impose the Neumann spatial boundary condition

$$\mathbf{n} \cdot \nabla u = (\kappa \cos(\kappa x_1) \sin(\kappa x_2) \sin(\tau t), \kappa \sin(\kappa x_1) \cos(\kappa x_2) \sin(\tau t))^T, \quad (\mathbf{x}, t) \in \partial\Omega \times (0, 1].$$

We discretize the spatial domain, Ω , using continuous Q_p finite elements, $p = 1, 2, \dots$. Denoting the mass and stiffness matrix of the discretized Laplacian by \mathcal{M} and S , respectively, we obtain

$$\mathcal{M}\mathbf{u}'(t) - S\mathbf{u}(t) = \mathbf{f}(t),$$

which is of the form of our model problem (1) with operator $\mathcal{L} = -\mathcal{M}^{-1}S$. For consistency with our underlying assumption of an SPD operator, we used a lumped mass matrix and structured grid, in which case \mathcal{M}^{-1} is a constant scaling. The time interval is discretized using various SDIRK and ESDIRK schemes, already considered in Table 1, with constant time-step h_t . Butcher tableaux can be found in the appendix. Note that, for the diffusion problem, the values of the product $h_t \xi$, where ξ denotes an eigenvalue of \mathcal{L} , are between zero and a constant of order $\mathcal{O}(h_t/h^2)$, where h represents the maximum of the step sizes in both spatial dimensions.

In the following, we report on tests of solving the diffusion problem (20), as implemented in the driver `drive-diffusion` from the open-source package `XBraid`³⁵, and using the modular finite element library `MFEM`³⁶. We consider two space-time domains, both with time interval $(0, 1]$, but with different spatial domains. More precisely, we choose either a star-shaped spatial domain or a beam, defined by (refinements of) the meshes `star.mesh` and `beam-quad.mesh` from `MFEM`'s `data` directory; see Figure 7. Convergence is measured by the factor ρ , defined as the maximum ratio of space-time residual norms over two successive iterations. Iterations are carried out until the space-time residual norm is smaller than 10^{-13} .




FIGURE 7 MFEM's `star.mesh` (left) and `beam-quad.mesh` (right).

5.1 | L-stable time integration methods

As shown in the previous sections, using L-stable schemes leads to robust and rapid two-level MGRIT convergence. In this section, we first aim at confirming this observation in a practical setting, and then compare with full multilevel MGRIT V-cycles on the star-shaped domain. The time interval $[0, 1]$ is discretized using various SDIRK schemes or the ESDIRK-32 method with a time-step size of $h_t = 1/4096$. In space, either Q1 elements of size 0.06×0.06 , or Q2 or Q3 elements of size 0.12×0.12 are used, with the order of the finite-element discretization chosen such that it matches the order of the SDIRK or ESDIRK scheme. Although these are smaller spatial problems than typically considered in practice, as discussed previously, the only aspect that matters for convergence is the ratio of h_t and h_x . Figure 8 shows the distribution of the eigenvalues $\{\xi\}$ of the operator \mathcal{L} for the three spatial discretizations. In the case of bilinear elements, eigenvalues are distributed in the interval $(0, 6,793)$, and in the interval $(0, 8,491)$ or $(0, 24,077)$ when using biquadratic or bicubic elements, respectively. Thus, on the fine grid the product $h_t\xi$ takes values between 0 and about 1.66, 2.08, or 5.88, respectively.

Table 2 shows convergence factors of two-level and full multilevel MGRIT V-cycles using $\lceil \log_k(4096) \rceil$ grid levels and even coarsening factors between two and 32. Two-level results are in perfect agreement with the theoretical bounds in Table 1. In the case of SDIRK-22+Q2, for example, theory predicts that when using a coarsening factor of two or four, the maximum value φ_F is obtained for $h_t\xi = 5$ or $h_t\xi = 2.1$, respectively. In the tests, $h_t\xi$ takes values between 0 and 2.07 for this discretization and, thus, the maxima are not obtained, resulting in faster convergence than the maximum bounds. Multilevel results show that convergence degrades, especially for small coarsening factors and for F-relaxation. Note, however, that for factor-2, factor-4, or factor-8 coarsening, the multilevel hierarchy consists of 11, six, or four grid levels, respectively, whereas for the other coarsening factors, only three-level V-cycles are performed.

Figure 9 details multilevel convergence for backward Euler and the ESDIRK-32 scheme, plotting the maximum convergence factors as functions of the number of grid levels. Interestingly, multilevel convergence for backward Euler with F-relaxation asymptotes (in grid level) around $2\times$ slower than the worst-case convergence for two-level, while FCF-relaxation and ESDIRK-32 with F- or FCF-relaxation observe multilevel convergence factors approximately equal to (theoretical) worst-case two-level convergence (see Table 1). The latter results make sense to some extent because coarse grids take progressively larger time steps, but for these (L-stable) schemes, (two-grid) convergence factors are smallest for very large time steps. However, it is not yet understood exactly why this holds, nor why it does not hold for backward Euler with F-relaxation.

		$k =$	2	4	8	16	32
2-level	BWE + Q1	ρ	0.12/0.05	0.20/0.08	0.24/0.09	0.27/0.10	0.28/0.10
	SDIRK-22 + Q2	ρ	0.15/0.008	0.21/0.009	0.25/0.01	0.21/0.01	0.19/0.01
	ESDIRK-32 + Q2	ρ	0.15/0.007	0.22/0.008	0.25/0.008	0.25/0.007	0.25/0.008
	SDIRK-33 + Q3	ρ	0.12/0.003	0.13/0.004	0.11/0.005	0.12/0.005	0.13/0.004
V-cycle	BWE + Q1	ρ	0.50/0.10	0.36/0.09	0.30/0.08	0.25/0.10	0.27/0.10
	SDIRK-22 + Q2	ρ	0.30/0.03	0.28/0.003	0.24/0.007	0.22/0.01	0.25/0.009
	ESDIRK-32 + Q2	ρ	0.29/0.004	0.26/0.003	0.25/0.01	0.24/0.01	0.25/0.009
	SDIRK-33 + Q3	ρ	0.24/0.05	0.17/0.008	0.15/0.004	0.14/0.004	0.14/0.004

TABLE 2 Maximum convergence factors ρ for various SDIRK schemes and ESDIRK-32. Convergence factors for using F-relaxation are given first, followed by convergence factors of iterations using FCF-relaxation.

5.2 | A-stable time integration methods

The SDIRK schemes considered in the previous section yield fast MGRIT convergence. However, the cost (in terms of number of linear solves) grows with the order of the method. Some ESDIRK schemes such as ESDIRK-33 or the trapezoid method are not only computationally cheaper, but also offer properties desired in an integration scheme such as being stiffly accurate. However,

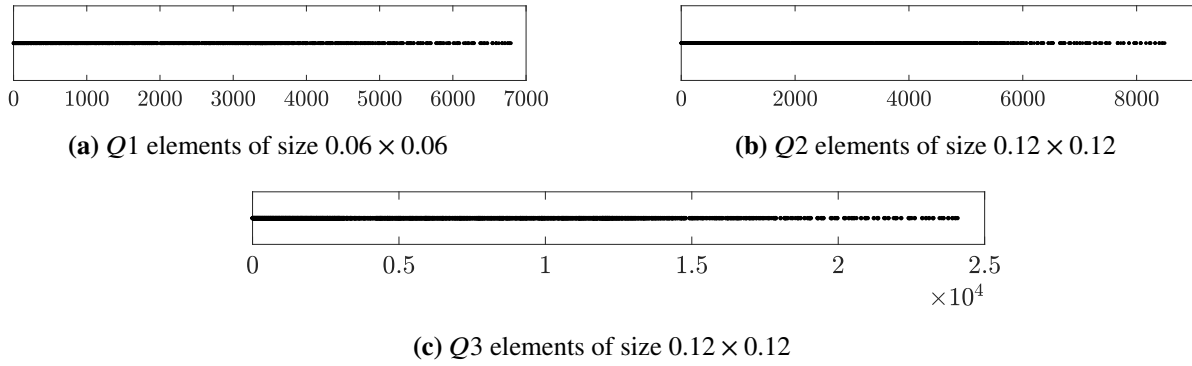


FIGURE 8 Distribution of eigenvalues of the operator \mathcal{L} for the diffusion problem discretized using continuous $Q1$, $Q2$, or $Q3$ elements.

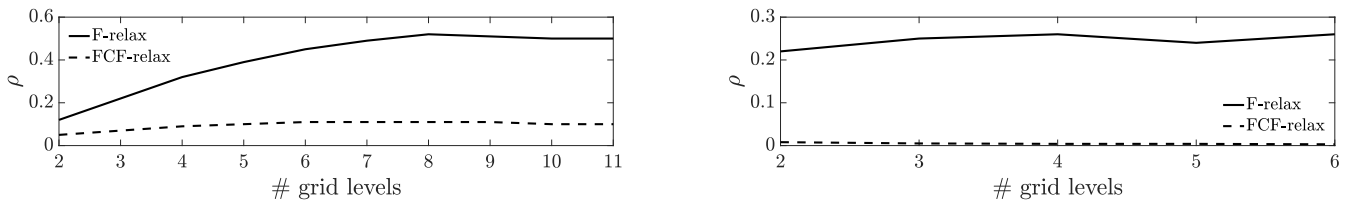


FIGURE 9 Maximum convergence factors ρ of MGRIT V-cycles with F- and FCF-relaxation. At left, MGRIT with factor-2 coarsening for backward Euler in time and $Q1$ elements in space and at right, MGRIT with factor-4 coarsening for ESDIRK-32 in time and $Q2$ elements in space.

the methods are only A-stable. The theory presented in Section 4.1 indicates that while using L-stable Runge-Kutta schemes results in fast convergence, regardless of the mesh sizes in space and time, this is not necessarily the case for A-stable schemes. Especially when using F-relaxation, convergence depends heavily on the coarsening factor and on the values of the product $h_t \xi$. To determine the impact of these restrictions in a practical setting, we consider the diffusion problem (20) on the beam mesh, discretized using bilinear quadrilateral elements in space and the A-stable schemes ESDIRK-33 or the trapezoid method in time. In this setting, local Fourier analysis³³ provides accurate predictions for the eigenvalues of the operator \mathcal{L} for arbitrary spatial mesh sizes h . For $h = 1/4$, for example, the maximum eigenvalue of \mathcal{L} is $\xi = 384$, and it increases by a factor of four when decreasing the mesh size by a factor of two. In a first experiment, we consider fixing $h = 1/16$ (i. e., $\xi \in (0, 6,144)$) and varying the time-step size from $h_t = 1/8192$ to $h_t = 1/512$. For the smallest time-step size, $h_t = 1/8192$, the product $h_t \xi$ takes values between 0 and $3/4$, and for the largest time-step size, $h_t = 1/512$, $h_t \xi \in (0, 12)$. Results using ESDIRK-33 are shown in Table 3. Consistent with theoretical results, we see that two-level MGRIT with FCF-relaxation is much more robust than two-level MGRIT with F-relaxation. While F-relaxation does not lead to a convergent two-level method for large values of $h_t \xi$, convergence of two-level MGRIT with FCF-relaxation only degrades for small coarsening factors as $h_t \xi$ gets larger. Indeed, the factor of $|\lambda_i|^k \ll 1$ that arises in FCF-relaxation convergence bounds appears to be fundamental to the success of this scheme.

The results in Table 3 show that convergence of two-level MGRIT with F- or FCF-relaxation is generally quite good for $h_t \xi \in (0, 1)$. For large $h_t \xi$, FCF-relaxation is needed to obtain a convergent two-level method when using ESDIRK-33 on the fine and on the coarse grid. The theory in Section 4.1 indicates that for $h_t \xi$ on the order of 10–100, in addition to FCF-relaxation, odd or large coarsening factors may be needed for (good) convergence. Table 4 considers a similar experiment as in Table 3, but with larger values of $h_t \xi$ and only MGRIT with FCF-relaxation. More precisely, we consider the same setting as in Table 3, but we fix $h = 1/32$ and consider $h_t = 1/512$, $h_t = 1/256$ and $h_t = 1/128$. Results do not exactly agree with the theory, but are consistent on a conceptual level. The last row is particularly representative ($h_t = 1/128$), where divergence is observed for $k = 2$, $k = 3$ converges more than $2\times$ as fast as $k = 4$, and for $k = 5$ and greater, very fast convergence is obtained. In general, convergence of MGRIT with factor-16 coarsening does not degrade as $h_t \xi$ increases, consistent with Figure 4.

Figure 5 shows that MGRIT convergence is even more sensitive to small changes in $h_t \xi$ when the trapezoid method is used. We demonstrate this in a similar setting as considered in Table 3. Again, we fix $h = 1/16$ and consider three time-step sizes,

		$k =$	2	3	4	5	8	16
$h_t = 1/8192$ ($h_t\xi \in (0, 3/4)$)	ρ		0.01/0.01	0.03/0.007	0.07/0.009	0.09/0.009	0.50/0.02	>1/0.01
$h_t = 1/4096$ ($h_t\xi \in (0, 3/2)$)	ρ		0.04/0.007	0.18/0.03	0.50/0.02	0.69/0.01	>1/0.01	>1/0.01
$h_t = 1/2048$ ($h_t\xi \in (0, 3)$)	ρ		0.52/0.02	0.85/0.01	>1/0.01	>1/0.01	>1/0.01	>1/0.01
$h_t = 1/1024$ ($h_t\xi \in (0, 6)$)	ρ		>1/0.02	>1/0.01	>1/0.009	>1/0.01	>1/0.01	>1/0.008
$h_t = 1/512$ ($h_t\xi \in (0, 12)$)	ρ		>1/0.6	>1/0.02	>1/0.01	>1/0.01	>1/0.08	>1/0.01

TABLE 3 Maximum two-level convergence factors ρ for using ESDIRK-33 in time and $Q1$ elements of size $h \times h$, $h = 1/16$ in space. Convergence factors for using F-relaxation are given first, followed by convergence factors of iterations using FCF-relaxation; the notation > 1 indicates no convergence to the desired tolerance.

		$k =$	2	3	4	5	8	16
$h_t = 1/512$ ($h_t\xi \in (0, 48)$)	ρ		>1	0.31	0.39	0.01	0.008	0.01
$h_t = 1/256$ ($h_t\xi \in (0, 96)$)	ρ		>1	0.41	0.65	0.03	0.01	0.009
$h_t = 1/128$ ($h_t\xi \in (0, 192)$)	ρ		>1	0.40	0.70	0.02	0.01	0.006*

TABLE 4 Results similar to those of Table 3 for larger values of $h_t\xi$ and only FCF-relaxation; the * superscript indicates that results may be inaccurate due to the exactness property of the MGRIT algorithm, i. e., convergence to the fine-grid solution in $N/2k$ iterations.

$h_t = 1/2048$, $h_t = 1/1024$, and $h_t = 1/512$. From the results in Table 5, we see that a simple doubling of the time-step size can dramatically affect convergence, in the worst case changing from convergence factors of 0.02 to divergence (observed for factor-4 coarsening and $h_t = 1/1024$).

		$k =$	2	4	8	16
$h_t = 1/2048$ ($h_t\xi \in (0, 3)$)	ρ		0.01	0.02	0.02	0.02
$h_t = 1/1024$ ($h_t\xi \in (0, 6)$)	ρ		0.82	0.02	0.02	0.02
$h_t = 1/512$ ($h_t\xi \in (0, 12)$)	ρ		>1	>1	0.41	0.02

TABLE 5 Results similar to those of Table 3 for using the trapezoid method instead of ESDIRK-33 and only FCF-relaxation and even coarsening factors.

Observing that two-level convergence heavily depends on the value of $h_t\xi$ raises the question of how full multilevel convergence can be affected by this value. In Figure 10, we consider multilevel MGRIT convergence for three cases from Table 5 for which two-level convergence is fast, namely factor-2 and factor-4 coarsening for $h_t = 1/2048$ and factor-4 coarsening for $h_t = 1/1024$. The plots show that although $h_t\xi$ gets larger with every coarse grid level (i. e., $h_t\xi$ doubles for $k = 2$ and quadruples for $k = 4$), multilevel convergence is still good in most cases. For both cases shown in the left plot, multilevel convergence is hardly affected, whereas convergence degrades from about 0.02 to 0.4 when considering more than two grid levels in the case of $h_t = 1/1024$ and $k = 4$. This is somewhat different than previously mentioned results (for example, Figure 9), and indicates that further investigation into the multilevel setting is needed.

One particularly interesting result from Sections 4.1 and 4.2 is that convergence of two-level MGRIT with ESDIRK-33 or with the trapezoid method can be improved or even “fixed” by using an L-stable scheme on the coarse grid. Here, we consider this modification for ESDIRK-33. In particular, we test using the two L-stable time-stepping schemes backward Euler and ESDIRK-32 on the coarse grid. Furthermore, to allow for comparison, we choose the same parameters as considered in Table 3, that is, we

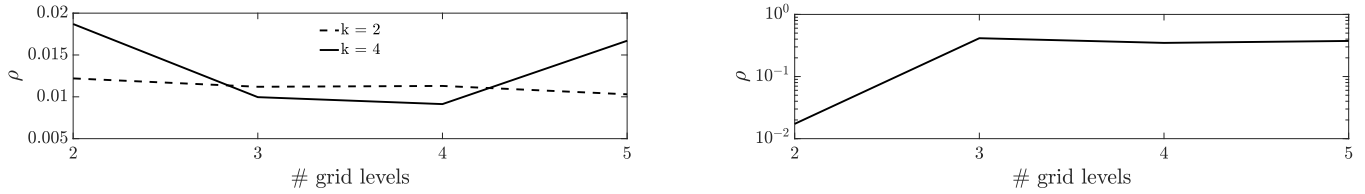


FIGURE 10 Maximum convergence factors ρ of MGRIT V-cycles with FCF-relaxation for trapezoid method in time and $Q1$ elements in space. At left, $h_t = 1/2048$ and at right, $h_t = 1/1024$.

fix $h = 1/16$ and test with the time-step sizes $h_t = 1/1024$ and $h_t = 1/512$. Table 6 shows results of these experiments for two-level MGRIT with F- and FCF-relaxation. We see that the experimentally measured maximum convergence factors correspond well to the convergence bounds of Figure 4. Comparing with the results in Table 3, MGRIT with F-relaxation now converges in all tests. For FCF-relaxation, while using backward Euler is not beneficial, ESDIRK-32 offers fast and more robust convergence. Moreover, experiments with multilevel V-cycles (shown in Figure 11) demonstrate that the strategy of using L-stable coarse-grid time-integration methods can be applied successfully in a multilevel setting, especially when using FCF-relaxation.

		$k =$	2	3	4	5	8	16
ESDIRK-33 + BWE	$h_t = 1/1024$ ($h_t \xi \in (0, 6)$)	ρ	0.31/0.10	0.29/0.11	0.30/0.11	0.30/0.10	0.29/0.10	0.28/0.11
	$h_t = 1/512$ ($h_t \xi \in (0, 12)$)	ρ	0.31/0.11	0.29/0.09	0.29/0.10	0.30/0.10	0.28/0.11	0.29/0.09
ESDIRK-33 + ESDIRK-32	$h_t = 1/1024$ ($h_t \xi \in (0, 6)$)	ρ	0.24/0.006	0.24/0.007	0.24/0.01	0.24/0.01	0.24/0.009	0.24/0.01
	$h_t = 1/512$ ($h_t \xi \in (0, 12)$)	ρ	0.38/0.04	0.25/0.009	0.24/0.009	0.25/0.007	0.24/0.01	0.23/0.01

TABLE 6 Results similar to those of Table 3 for using ESDIRK-33 only on the fine grid and BWE or ESDIRK-32 on the coarse grid.

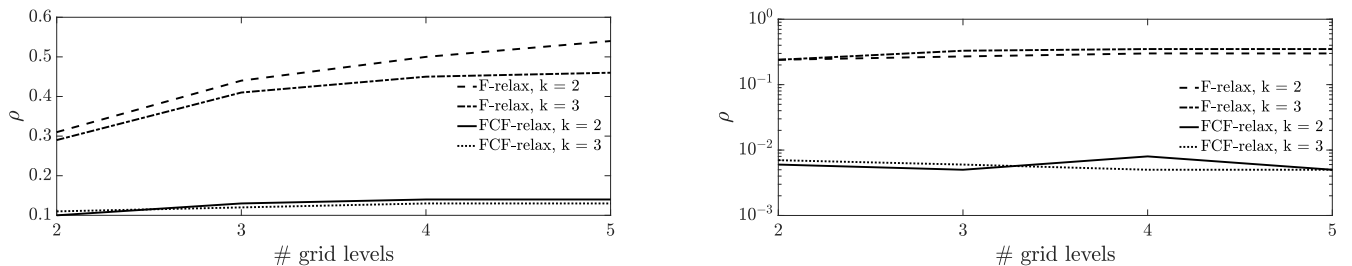


FIGURE 11 Maximum convergence factors ρ of MGRIT V-cycles with ESDIRK-33 on the fine grid and backward Euler (left) or ESDIRK-32 (right) on the coarse grid; $Q1$ elements with $h = 1/16$ in space, time-step size $h_t = 1/1024$.

Remark 5. The numerical experiments in this section were carried out on grids with relatively large spatial mesh sizes. Note, however, that MGRIT convergence only depends on the value of $h_t \xi$, or, equivalently, on a function of the mesh sizes in space

and time. For the diffusion problem, this function only depends on the ratio h_t/h^2 . Results on finer grids show the same behavior, but require higher computational costs. Scaling tests in h_t and h_x can be found, for example, in Falgout et al.⁹

6 | CONCLUSIONS

This paper provides a theoretical framework for analyzing the convergence of two-level MGRIT and Parareal algorithms for linear problems of the form $\mathbf{u}'(t) + \mathcal{L}\mathbf{u}(t) = f(t)$, where \mathcal{L} is SPD and Runge-Kutta time integration is used. Tight convergence bounds are provided in terms of the product $h_t\xi$, where h_t denotes the time-step size and ξ are the spatial eigenvalues of the operator \mathcal{L} . Several important observations come from the theory presented in this paper. First, two-level MGRIT and Parareal using arbitrary Runge-Kutta schemes on the fine and coarse grid is guaranteed to converge rapidly for small values of $h_t\xi$. Secondly, using an L-stable coarse-grid operator with an A-stable or L-stable fine-grid operator cannot result in divergence for large values of $h_t\xi$. Third, the a priori analysis can motivate algorithmic choices such as the choice of the coarsening factor, relaxation scheme, or coarse-grid integration method, that make the difference between convergence and divergence, or yield speedups of several times. A final benefit is the versatility of the presented theory that allows for straightforward convergence analysis of arbitrary coarse- and fine-grid operators, coarsening factors, and time-step sizes, and also encompasses analysis of various modified Parareal algorithms, such as the θ -Parareal method²⁹ and modified A-/L-stable fine-grid propagators introduced in³⁰. For explicit schemes, it is shown that using the same method on the coarse grid (with time-step size kh_t) as on the fine grid (with time step h_t) is optimal in a Taylor sense. Thus, the analysis can be tractable, but developing effective parallel-in-time algorithms for explicit methods is generally more difficult than for implicit methods. Future work includes extending the theory to the multilevel setting. The multilevel results presented in Section 5 are promising, where we observe fast and robust convergence in settings of fast and robust two-level convergence, and some theory has been developed in³⁴, but a formal connection between two-level and full multilevel convergence is not yet understood.

A Mathematica notebook that performs two-grid analysis for all Runge-Kutta schemes tested here, and to which other schemes can easily be added, can be found in the *a_priori/* subfolder of the Github repository <https://github.com/XBraid/xbraid-convergence-est>.

How to cite this article: S. Friedhoff and B.S. Southworth (2019), On “Optimal” h -Independent Convergence of Parareal and MGRIT using Runge-Kutta Time Integration, *Numer. Linear Alg. Appl.*, 2019;00:0–0.

APPENDIX

For completeness and to make this paper self-contained, in the following, we list the Butcher tableaus of the Runge-Kutta methods considered in this paper.

A IMPLICIT RUNGE-KUTTA METHODS

A.1 Singly Diagonally Implicit Runge-Kutta (SDIRK) Methods

TABLE A1 One-stage SDIRK methods

Backward Euler (order 1, L-stable)

1	1
	1

Implicit midpoint rule (order 2, A-stable)

$\frac{1}{2}$	$\frac{1}{2}$
	1

TABLE A2 Two-stage SDIRK methods (taken from Equations (221) and (223) of Kennedy and Carpenter³²)**SDIRK22 (order 2, L-stable)**

γ	γ	0
1	$1 - \gamma$	γ
	$1 - \gamma$	γ
$\gamma = \frac{2-\sqrt{2}}{2}$		

SDIRK23 (order 3, A-stable)

γ	γ	0
$1 - \gamma$	$1 - 2\gamma$	γ
	$\frac{1}{2}$	$\frac{1}{2}$
$\gamma = \frac{3+\sqrt{3}}{6}$		

TABLE A3 Three-stage SDIRK methods (taken from Equations (229) and (232) of Kennedy and Carpenter³²)**SDIRK33 (order 3, L-stable)**

γ	γ	0	0
c	$c - \gamma$	γ	0
1	b	$1 - b - \gamma$	γ
	b	$1 - b - \gamma$	γ

$$\begin{aligned} \gamma &= 0.435866521508458999416019 \\ b &= 1.20849664917601007033648 \\ c &= 0.717933260754229499708010 \end{aligned}$$

SDIRK34 (order 4, A-stable)

γ	γ	0	0
$\frac{1}{2}$	$\frac{1}{2} - \gamma$	γ	0
$1 - \gamma$	2γ	$1 - 4\gamma$	γ
	b	$1 - 2b$	b

$$\gamma = \frac{3+2\sqrt{3}\cos(\pi/18)}{6}, \quad b = \frac{1}{6(1-2\gamma)^2}$$

A.2 Explicit Singly Diagonally Implicit Runge-Kutta (ESDIRK) Methods

ACKNOWLEDGMENTS

This work was performed under the auspices of the U.S. Department of Energy under grant number (NNSA) DE-NA0002376 and Lawrence Livermore National Laboratory under contract B614452.

References

1. Runge C. Über die numerische Auflösung von Differentialgleichungen. Math Ann. 1895;**46**(2):167–178.

TABLE A4 ESDIRK methods (taken from Sections 4.1.1 and 4.2.1 of Kennedy and Carpenter³²)

Trapezoidal rule (order 2, A-stable)

0	0	0
1	$\frac{1}{2}$	$\frac{1}{2}$
	$\frac{1}{2}$	$\frac{1}{2}$

ESDIRK32 (order 2, L-stable)

0	0	0	0
2γ	γ	γ	0
1	$1 - b - \gamma$	b	γ
	$1 - b - \gamma$	b	γ

$$\gamma = \frac{2-\sqrt{2}}{2}, b = \frac{1-2\gamma}{4\gamma}$$

ESDIRK33 (order 3, A-stable)

0	0	0	0
2γ	γ	γ	0
1	$\frac{6\gamma-1}{4\gamma} - \gamma$	$\frac{1-2\gamma}{4\gamma}$	γ
	$1 - b_2 - b_3$	b_2	b_3

$$\gamma = \frac{3+\sqrt{3}}{6}, b_2 = \frac{1}{12\gamma(1-2\gamma)}, b_3 = \frac{1-3\gamma}{3(1-2\gamma)}$$

2. Kutta W. Beitrag zur näherungsweise Integration totaler Differentialgleichungen. Zeitschr für Math u Phys. 1901;**46**:435–453.
3. Hairer E, Nørsett SP, and Wanner G. Solving ordinary differential equations. I. vol. 8 of Springer Series in Computational Mathematics. 2nd ed. Springer-Verlag, Berlin; 1993. Nonstiff problems.
4. Hairer E, and Wanner G. Solving ordinary differential equations. II. vol. 14 of Springer Series in Computational Mathematics. Springer-Verlag, Berlin; 2010. Stiff and differential-algebraic problems, Second revised edition, paperback.
5. Butcher JC. Numerical methods for ordinary differential equations. 3rd ed. John Wiley & Sons, Ltd., Chichester; 2016. With a foreword by J. M. Sanz-Serna.
6. Burrage K. Parallel and sequential methods for ordinary differential equations. Numerical Mathematics and Scientific Computation. The Clarendon Press, Oxford University Press, New York; 1995. Oxford Science Publications.
7. Gander MJ. 50 years of Time Parallel Time Integration. In: Multiple Shooting and Time Domain Decomposition. Springer; 2015. p. 69–113.
8. Lions JL, Maday Y, and Turinici G. Résolution d’EDP par un schéma en temps “pararéel”. C R Acad Sci Paris Sér I Math. 2001;**332**(7):661–668.
9. Falgout RD, Friedhoff S, Kolev TV, MacLachlan SP, and Schroder JB. Parallel time integration with multigrid. SIAM Journal on Scientific Computing. 2014;**36**(6):C635–C661.
10. Bal G. On the convergence and the stability of the parareal algorithm to solve partial differential equations. In: Domain decomposition methods in science and engineering. vol. 40 of Lect. Notes Comput. Sci. Eng. Springer, Berlin; 2005. p. 425–432.
11. Gander MJ, and Vandewalle S. Analysis of the parareal time-parallel time-integration method. SIAM J Sci Comput. 2007;**29**(2):556–578.
12. Gander MJ, and Hairer E. Nonlinear convergence analysis for the parareal algorithm. In: Domain decomposition methods in science and engineering XVII. vol. 60 of Lect. Notes Comput. Sci. Eng. Springer, Berlin; 2008. p. 45–56.
13. Friedhoff S, and MacLachlan S. A generalized predictive analysis tool for multigrid methods. Numer Linear Alg Appl. 2015;**22**:618–647.
14. Dobrev VA, Kolev T, Petersson NA, and Schroder JB. Two-level convergence theory for multigrid reduction in time (MGRIT). SIAM J Sci Comput. 2017;**39**(5):S501–S527.

15. Southworth BS. Necessary Conditions and Tight Two-level Convergence Bounds for Parareal and Multigrid Reduction in Time. *SIAM J Matrix Anal Appl.* 2019;**40**(2):564–608.
16. Fischer PF, Hecht F, and Maday Y. A parareal in time semi-implicit approximation of the Navier-Stokes equations. In: *Domain decomposition methods in science and engineering*. vol. 40 of *Lect. Notes Comput. Sci. Eng.* Springer, Berlin; 2005. p. 433–440.
17. Samaddar D, Newman DE, and Sánchez R. Parallelization in time of numerical simulations of fully-developed plasma turbulence using the parareal algorithm. *Journal of Computational Physics.* 2010;**229**(18):6558 – 6573.
18. Hessenthaler A, Nordsletten D, Röhrle O, Schroder JB, and Falgout RD. Convergence of the multigrid reduction in time algorithm for the linear elasticity equations. *Numer Linear Algebra Appl.* 2018;**25**(3):e2155, 18.
19. Gander MJ, Kwok F, and Zhang H. Multigrid interpretations of the parareal algorithm leading to an overlapping variant and MGRIT. *Comput Vis Sci.* 2018;**19**(3-4):59–74.
20. Brandt A. Multi-level adaptive solutions to boundary-value problems. *Mathematics of computation.* 1977;**31**(138):333–390.
21. Brenner SC. Convergence of nonconforming multigrid methods without full elliptic regularity. *Math Comp.* 1999;**68**(225):25–53.
22. Serra-Capizzano S, and Tablino-Possio C. Multigrid methods for multilevel circulant matrices. *SIAM J Sci Comput.* 2004;**26**(1):55–85.
23. Aricò A, and Donatelli M. A V -cycle multigrid for multilevel matrix algebras: proof of optimality. *Numer Math.* 2007;**105**(4):511–547.
24. Staff GA, and Rønquist EM. Stability of the parareal algorithm. In: *Domain decomposition methods in science and engineering*. vol. 40 of *Lect. Notes Comput. Sci. Eng.* Springer, Berlin; 2005. p. 449–456.
25. Mathew TP, Sarkis M, and Schaerer CE. Analysis of block parareal preconditioners for parabolic optimal control problems. *SIAM J Sci Comput.* 2010;**32**(3):1180–1200.
26. Wu SL. Convergence analysis of some second-order parareal algorithms. *IMA J Numer Anal.* 2015;**35**(3):1315–1341.
27. Bank RE, Coughran WM, Fichtner W, Grosse E, Rose DJ, and Smith RK. Transient Simulation of Silicon Devices and Circuits. *IEEE Transactions on Computer-Aided Design of Integrated Circuits and Systems.* 1985;**4**:436–451.
28. Wu SL, and Zhou T. Convergence analysis for three parareal solvers. *SIAM J Sci Comput.* 2015;**37**(2):A970–A992.
29. Ariel G, Nguyen H, and Tsai R. θ -parareal schemes. *arXiv e-prints.* 2018 Feb;ArXiv:1704.06882.
30. Wu SL. Towards essential improvement for the Parareal-TR and Parareal-Gauss4 algorithms. *J Comput Appl Math.* 2016;**308**:391–407.
31. Prothero A, and Robinson A. On the stability and accuracy of one-step methods for solving stiff systems of ordinary differential equations. *Mathematics of Computation.* 1974;**28**(125):145–162.
32. Kennedy CA, and Carpenter MA. March 2016. *Diagonally Implicit Runge-Kutta Methods for Ordinary Differential Equations. A Review.* . NASA.
33. Brandt A. Multi-level adaptive solutions to boundary-value problems. *Mathematics of Computation.* 1977;**31**:333–390.
34. Hessenthaler A, Southworth BS, Nordsletten D, Röhrle O, Falgout RD, and Schroder JB. Multilevel Convergence Analysis of Multigrid Reduction in Time. *SIAM J Sci Comput* (in review). 2019;.
35. XBraid: Parallel multigrid in time. Version;. <http://llnl.gov/casc/xbraid>.
36. MFEM: Modular Finite Element Methods Library. Version 3.4;. mfem.org.