

# QSPR analysis of some novel neighborhood degree based topological descriptors

Sourav Mondal<sup>a</sup>, Nilanjan De<sup>b</sup>, Anita Pal<sup>a</sup>

<sup>a</sup>*Department of mathematics, NIT Durgapur, India.*

<sup>b</sup>*Department of Basic Sciences and Humanities (Mathematics),  
Calcutta Institute of Engineering and Management, Kolkata, India.*

---

## Abstract

Topological index is a numerical value associated with chemical constitution for correlation of chemical structure with various physical properties, chemical reactivity or biological activity. In this work, some new indices based on neighbourhood degree sum of nodes are proposed. To make the computation of the novel indices convenient, an algorithm is designed. QSPR analysis of these newly introduced indices are studied here which reveals their predicting power. Some mathematical properties of these indices are also discussed here.

*MSC (2010):* Primary: 05C35; Secondary: 05C07, 05C40.

*Keywords:* Molecular graph, degree, topological indices, QSPR analysis.

---

## 1. Introduction

The graph theory is a significant part of applied mathematics for modelling real life problems. The chemical graph theory, a fascinating branch of graph theory, provides many information on chemical compounds using an important tool called the topological index [1, 2]. Theoretical molecular descriptors alias topological indices are graph invariants that play an important role in chemistry, pharmaceutical sciences, materials science, engineering and so forth. Its role on QSPR/QSAR analysis [3, 4, 5, 6, 7], to model physical and chemical properties of molecules is also remarkable. Among several types of topological indices, vertex degree based [8] topological indices are most investigated and widely used. The

---

*Email addresses:* souravmath94@gmail.com (Sourav Mondal),  
de.nilanjan@rediffmail.com (Nilanjan De), anita.buie@gmail.com (Anita Pal)

first vertex degree based topological index is proposed in 1975 by M. Randić [9] known as Connectivity index or Randic index. Connectivity index is defined by

$$R(G) = \sum_{uv \in E(G)} \frac{1}{\sqrt{d_G(u)d_G(v)}},$$

where  $d_G(u)$ ,  $d_G(v)$  represent the degree of nodes  $u, v$  in the vertex set  $V(G)$  of a molecular graph  $G$ . By molecular graph, we mean a simple connected graph considering atoms of chemical compound as vertices and the chemical bonds between them as edges.  $E(G)$  is the edge set of  $G$ . The inverse Randic index [10] is given by

$$RR(G) = \sum_{uv \in E(G)} \sqrt{d_G(u)d_G(v)}.$$

The Zagreb indices, introduced by Gutman and Trinajestić [11], are defined as follows:

$$M_1(G) = \sum_{v \in V(G)} d_G(v)^2 = \sum_{uv \in E(G)} [d_G(u) + d_G(v)],$$

$$M_2(G) = \sum_{uv \in E(G)} [d_G(u)d_G(v)].$$

Furtula et al. [12] have introduced the forgotten topological index as follows:

$$F(G) = \sum_{v \in V(G)} d_G(v)^3 = \sum_{uv \in E(G)} [d_G(u)^2 + d_G(v)^2].$$

B. Zhou and N. Trinanjstić have designed the sum connectivity index [13] which is as follows:

$$SCI(G) = \sum_{uv \in E(G)} \frac{1}{\sqrt{d_G(u) + d_G(v)}}.$$

The symmetric division degree index [14] is defined as

$$SDD(G) = \sum_{uv \in E(G)} \left[ \frac{d_G(u)}{d_G(v)} + \frac{d_G(v)}{d_G(u)} \right].$$

The redefined third Zagreb index [15] is defined by

$$ReZG_3(G) = \sum_{uv \in E(G)} d_G(u)d_G(v)[d_G(u) + d_G(v)].$$

For more study about degree based topological indices, readers are referred to the articles [16, 17, 18, 19, 20, 21]. Recently, the present authors introduced some new indices [22, 23] based on neighbourhood degree some of nodes. As a continuation, we present here some new topological indices, named as first NDe index ( $ND_1$ ), second NDe index ( $ND_2$ ), third NDe index ( $ND_3$ ), fourth NDe index ( $ND_4$ ), fifth NDe index ( $ND_5$ ), and sixth NDe index ( $ND_6$ ) and defined as

$$\begin{aligned} ND_1(G) &= \sum_{uv \in E(G)} \sqrt{\delta_G(u)\delta_G(v)}, \\ ND_2(G) &= \sum_{uv \in E(G)} \frac{1}{\sqrt{\delta_G(u) + \delta_G(v)}}, \\ ND_3(G) &= \sum_{uv \in E(G)} \delta_G(u)\delta_G(v)[\delta_G(u) + \delta_G(v)], \\ ND_4(G) &= \sum_{uv \in E(G)} \frac{1}{\sqrt{\delta_G(u)\delta_G(v)}}, \\ ND_5(G) &= \sum_{uv \in E(G)} \left[ \frac{\delta_G(u)}{\delta_G(v)} + \frac{\delta_G(v)}{\delta_G(u)} \right], \\ ND_6(G) &= \sum_{uv \in E(G)} [d_G(u)\delta_G(u) + d_G(v) + \delta_G(v)], \end{aligned}$$

where  $\delta_G(u)$  is the sum of degrees of all neighboring vertices of  $u \in V(G)$ , i.e.,  $\delta_G(u) = \sum_{v \in N_G(u)} d_G(v)$ ,  $N_G(u)$  being the set of adjacent vertices of  $u$ . The goal of this article is to check the chemical applicability of the above newly designed indices and discuss about some bounds of them in terms of other topological descriptors to visualise the indices mathematically.

We construct the results into two different parts. We start the first part with an algorithm for computing the indices and then some statistical regression analysis have been made to check the efficiency of the novel indices to model physical and chemical properties. Then, we would like to test their degeneracy. This part ends with a comparative study of these indices with other topological indices. The second part deals with some mathematical relation of these indices with some other well-known indices.

## **2. Computational aspects**

In this section, we have designed an algorithm to make the computation of the novel indices convenient.

---

**Algorithm 1** Computational Procedure

---

1: *Input*: Graph  $G$ .  
2: *Output*: Calculation of  $\partial$  and *degree*.  
3: *Initialization*:  $E \leftarrow$  no. of edges,  $V \leftarrow$  no. of vertex,  $conn[E][2] \leftarrow$  connection matrix,  $deg[V][2] \leftarrow$  degree of each vertex,  $\partial[V][2] \leftarrow$  n-bd degree of each vertex,  $ver[V] \leftarrow$  Vertex array,  $count \leftarrow 0$ ,  $adj[count] \leftarrow$  adjacent element,  $\partial \leftarrow 0$ .  
4: **loop**  $i = 1$  to  $V$   
5:     For each vertex from the array  $ver[V]$ .  
6:     **loop**  $j = 1$  to  $E$   
7:          $count$  corresponding vertex from the matrix  $conn[E][2]$ .  
8:     **end loop**  
9:      $deg[V][2] = count$ .  
10:    **loop**  $k = 1$  to  $count$   
11:         $adj[count] =$  store corresponding vertex.  
12:    **end loop**  
13:    **loop**  $k = 1$  to  $count$   
14:        for each vertex from the array  $adj[count]$ .  
15:        **loop**  $j = 1$  to  $E$   
16:            Find the frequency of the vertex from the matrix  $conn[E][2]$ .  
17:            Store the frequency in  $\partial$  for all the vertex in  $adj[count]$ .  
18:        **end loop**  
19:         $\partial[V][2] = \partial$ .  
20:         $\partial = 0$ .  
21:    **end loop**  
22:     $count = 0$ .  
23: **end loop**  
24: For each vertex  $v \in V$ .  
25: Retrieve degree and n-bd degree sum from the matrix  $deg[V][2]$  and  $\partial[V][2]$ .  
26: Calculate the function  $f(\delta_G(u), \delta_G(v), d_G(u), d_G(u))$ .

---

To make it simple and understandable, we have considered some variables and matrices. We have used conn  $[E][2]$  matrix to store the connection details among vertices, whereas deg  $[V][2]$  and  $\delta[V][2]$  is the matrix to store degree of each vertex and neighborhood degree sum of vertex respectively. The novel indices can be considered as function of  $\delta_G(u), \delta_G(v), d_G(u)$ , and  $d_G(v)$  i.e.,  $f(\delta_G(u), \delta_G(v), d_G(u), d_G(v))$ .

### 3. Newly introduced indices in QSPR analysis

In this section, we have studied about the newly designed topological indices to model physico-chemical properties [Acentric Factor (Acent Fac.), Entropy ( $S$ ), enthalpy of vaporization ( $HVAP$ ), standard enthalpy of vaporisation ( $DHVAP$ ), and heat capacity at  $P$  constant ( $CP$ )] of the octane isomers and physical properties [boiling points ( $bp$ ), molar volumes ( $mv$ ) at  $20^\circ\text{C}$ , molar refractions ( $mr$ ) at  $20^\circ\text{C}$ ., heats of vaporization ( $hv$ ) at  $25^\circ\text{C}$ ., surface tensions ( $st$ ) at  $20^\circ\text{C}$  and melting points ( $mp$ )] of the 67 alkanes from n-butanenes to nonanes. The experimental values of physico-chemical properties of octane isomers (Table 1) are taken from [www.molecularDescriptors.eu](http://www.molecularDescriptors.eu). The datas related to 67 alkanes (Table 9) are compiled from [16]. Firstly, we have considered the octane isomers and then the 67 alkanes are taken into account.

*Regression model for octane isomers:*

We have tested the following linear regression models

$$P = m(TI) + c, \quad (1)$$

where  $P$  is the physical property and  $TI$  is the topological index. Using the above formula, we have the following linear regression models for different neighbourhood degree based topological indices.

1.  $ND_1$  index:

$$\begin{aligned} S &= 141.1521 - [ND_1(G)]1.1926 \\ \text{Acent Fac.} &= 0.627 - [ND_1(G)]0.0097 \\ DHVAP &= 11.8017 - [ND_1(G)]0.0893 \end{aligned}$$

Table 1: Experimental values of physico-chemical properties for octane isomers.

Octanes	Acent Fac.	S	HVAP	DHVAP	CP
n-octane	0.397898	111.67	73.19	9.915	24.64
2-methyl heptane	0.377916	109.84	70.3	9.484	24.8
3-methyl heptane	0.371002	111.26	71.3	9.521	25.6
4-methyl heptane	0.371504	109.32	70.91	9.483	25.6
3-ethyl hexane	0.362472	109.43	71.7	9.476	25.74
2,2-dimethyl hexane	0.339426	103.42	67.7	8.915	25.6
2,3-dimethyl hexane	0.348247	108.02	70.2	9.272	26.6
2,4-dimethyl hexane	0.344223	106.98	68.5	9.029	25.8
2,5-dimethyl hexane	0.356830	105.72	68.6	9.051	25
3,3-dimethyl hexane	0.322596	104.74	68.5	8.973	27.2
3,4-dimethyl hexane	0.340345	106.59	70.2	9.316	27.4
2-methyl-3-ethyl pentane	0.332433	106.06	69.7	9.209	27.4
3-methyl-3-ethyl pentane	0.306899	101.48	69.3	9.081	28.9
2,2,3-trimethyl pentane	0.300816	101.31	67.3	8.826	28.2
2,2,4-trimethyl pentane	0.30537	104.09	64.87	8.402	25.5
2,3,3-trimethyl pentane	0.293177	102.06	68.1	8.897	29
2,3,4-trimethyl pentane	0.317422	102.39	68.37	9.014	27.6
2,2,3,3-tetramethyl butane	0.255294	93.06	66.2	8.41	24.5

2.  $ND_2$  index:

$$S = 39.6776 + [ND_2(G)]27.1579$$

$$Acent\ Fac. = -0.2058 + [ND_2(G)]0.2238$$

$$DHVAP = 1.1069 + [ND_2(G)]2.0737$$

3.  $ND_3$  index:

$$S = 117.2259 - [ND_3(G)]0.0088$$

$$Acent\ Fac. = 0.4322 - [ND_3(G)]7.2 \times 10^{-5}$$

$$DHVAP = 9.9568 - [ND_3(G)]0.0006$$

4.  $ND_4$  index:

Table 2: Topological indices of octane isomers.

<b>Octanes</b>	$ND_1$	$ND_2$	$ND_3$	$ND_4$	$ND_5$	$ND_6$
n-octane	23.827	2.711	612	2.144	14.5	92
2-methyl heptane	25.786	2.601	770	1.971	14.517	108
3-methyl heptane	26.559	2.5699	892	1.956	15.117	116
4-methyl heptane	26.518	2.588	920	1.991	15.133	116
3-ethyl hexane	27.254	2.551	1056	1.964	15.8	124
2,2-dimethyl hexane	29.706	2.443	1224	1.754	14.6	146
2,3-dimethyl hexane	29.266	2.444	1212	1.784	15.533	142
2,4-dimethyl hexane	28.478	2.469	1086	1.799	15.183	132
2,5-dimethyl hexane	27.801	2.495	946	1.802	14.433	124
3,3-dimethyl hexane	31.1296	2.381	1504	1.718	15.933	164
3,4-dimethyl hexane	29.94	2.404	1332	1.753	16.333	150
2-methyl-3-ethyl pentane	29.902	2.415	1372	1.77	16.29	150
3-methyl-3-ethyl pentane	32.526	2.301	1778	1.645	17.364	182
2,2,3-trimethyl pentane	33.88	2.252	1832	1.527	16.107	192
2,2,4-trimethyl pentane	31.552	2.346	1436	1.606	14.752	162
2,3,3-trimethyl pentane	34.627	2.214	1976	1.489	16.681	202
2,3,4-trimethyl pentane	31.907	2.308	1530	1.589	16.057	168
2,2,3,3-tetramethyl butane	38.749	2.076	2534	1.277	15.928	248

$$S = 69.8183 + [ND_4(G)]20.3149$$

$$Acent\ Fac. = 0.04656 + [ND_4(G)]0.1651$$

$$DHVAP = 6.2868 + [ND_4(G)]1.6206$$

$$HVAP = 55.1172 + [ND_4(G)]8.0164$$

5.  $ND_5$  index:

$$S = 144.7836 - [ND_5(G)]2.5286$$

$$Acent\ Fac. = 0.7245 - [ND_5(G)]0.0249$$

$$DHVAP = 10.6958 - [ND_5(G)]0.1008$$

$$CP = 3.8987 + [ND_5(G)]1.4447$$



6.  $ND_6$  index:

$$S = 122.3482 - [ND_6(G)]0.1122$$

$$Acent\ Fac. = 0.4730 - [ND_6(G)]0.0009$$

$$DHVAP = 10.3438 - [ND_6(G)]0.0081$$

Now we describe above linear models in the following tableau. Here c, m, r, SE, F, SF stands for intercept, slope, correlation coefficient, standard error, F-test, and significance F respectively. Correlation coefficient tells how strong the linear relationship is. The standard error of the regression is the precision that the regression coefficient is measured. To check whether the results are reliable, Significance F can be useful. If this value is less than 0.05, then the model is statistically significant. If significance F is greater than 0.05, it is probably better to stop using that set of independent variable.

Table 3: Statical parameters for the linear QSPR model for  $ND_1(G)$ .

Physical Properties	c	m	r	SE	F	SF
S	141.1521	-1.1926	-0.9537	1.4010	160.7549	9.2E-10
Acent Fac.	0.627	-0.0097	-0.9904	0.0050	824.2198	3.42E-15
DHVAP	11.8017	-0.0893	-0.8414	0.2135	38.7783	1.21E-05

Table 4: Statical parameters for the linear QSPR model for  $ND_2(G)$ .

Physical Properties	c	m	r	SE	F	SF
S	39.6776	27.1579	0.9419	1.5629	126.0258	5.37E-09
Acent Fac.	-0.2058	0.2238	0.9890	0.0054	717.1224	1.02E-14
DHVAP	1.1069	2.0737	0.8477	0.2096	40.8614	8.92E-06

Table 5: Statical parameters for the linear QSPR model for  $ND_3(G)$ .

Physical Properties	c	m	r	SE	F	SF
S	117.2259	-0.0088	-0.9387	1.6052	118.6526	8.25E-09
Acent Fac.	0.4322	-7.2E-05	-0.9765	0.0079	328.2359	4.37E-12
DHVAP	9.9568	-0.0006	-0.7778	0.2483	24.5074	0.000145

Table 6: Statical parameters for the linear QSPR model for  $ND_4(G)$ .

Physical Properties	c	m	r	SE	F	SF
S	69.8183	20.3149	0.9491	1.4667	145.2802	1.93E-09
Acent Fac.	0.0465	0.1651	0.9830	0.0067	458.9889	3.31E-13
DHVAP	6.2868	1.6206	0.8923	0.1784	62.5202	6.45E-07
HVAP	55.1172	8.0164	0.8350	1.1493	36.8449	1.62E-05

Table 7: Statical parameters for the linear QSPR model for  $ND_5(G)$ .

Physical Properties	c	m	r	SE	F	SF
CP	3.8987	1.4447	0.8478	0.7856	40.9017	8.87E-06
S	144.7836	-2.5286	-0.4721	4.1049	4.5895	0.047895
Acent Fac.	0.7245	-0.0249	-0.2218	0.0294	8.7253	0.009335
DHVAP	10.6958	-0.1008	-0.5940	0.3853	0.8280	0.376344

Table 8: Statical parameters for the linear QSPR model for  $ND_6(G)$ .

Physical Properties	c	m	r	SE	F	SF
S	122.3482	-0.1122	-0.9508	1.4420	150.8369	1.47E-09
Acent Fac.	0.4730	-0.0009	-0.9821	0.0069	434.0329	5.09E-13
DHVAP	10.3438	-0.0081	-0.8056	0.2341	29.5844	5.46E-05

Now we depict the above correlations in the following figures.

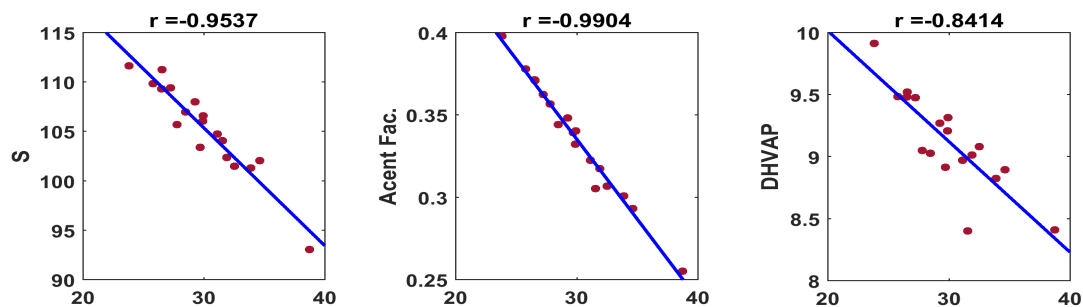


Figure 1: Correlation of  $ND_1$  index with  $S$ , Acent Fac., and DHVAP for octane isomers.

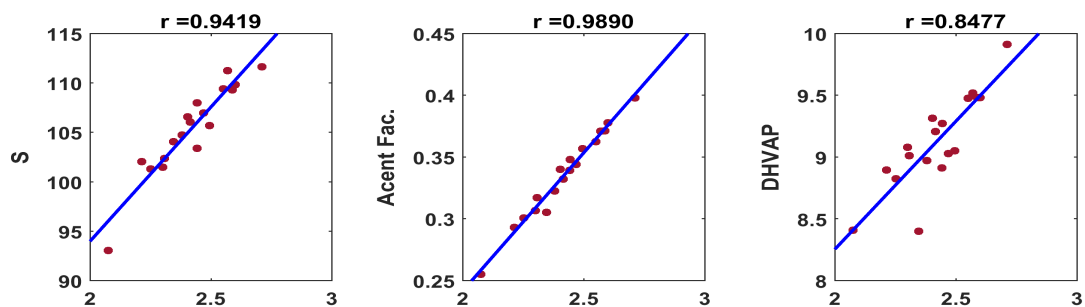


Figure 2: Correlation of  $ND_2$  index with  $S$ , Acent Fac., and DHVAP for octane isomers.

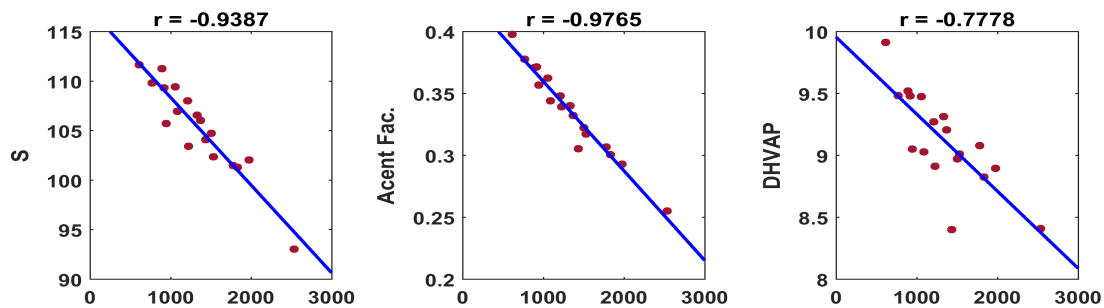


Figure 3: Correlation of  $ND_3$  index with  $S$ , Acent Fac., and DHVAP for octane isomers.

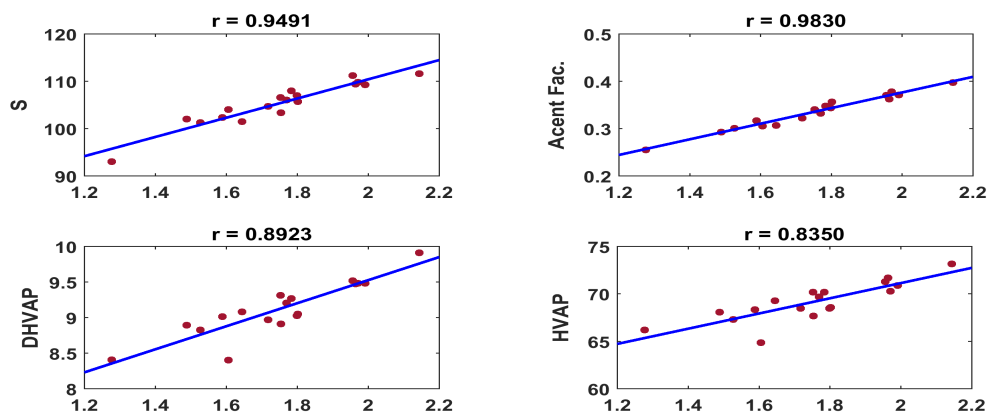


Figure 4: Correlation of  $ND_4$  index with S, Acent Fac., and DHVAP for octane isomers.

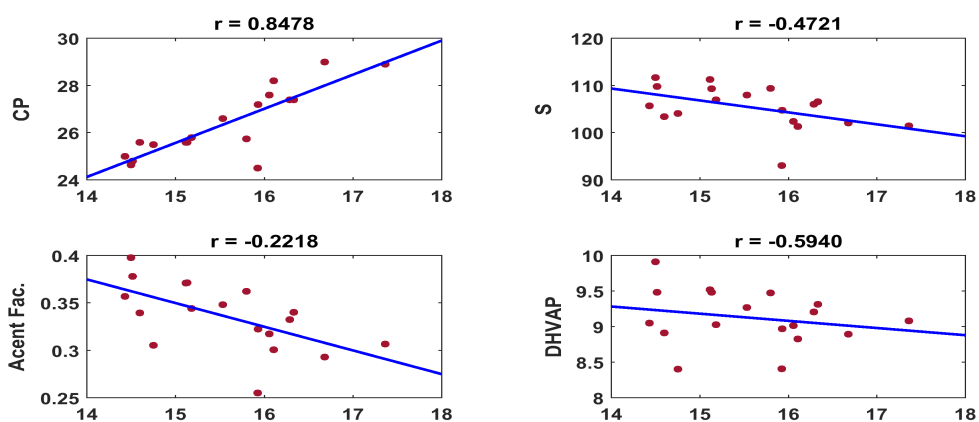


Figure 5: Correlation of  $ND_5$  index with S, Acent Fac., and DHVAP for octane isomers.

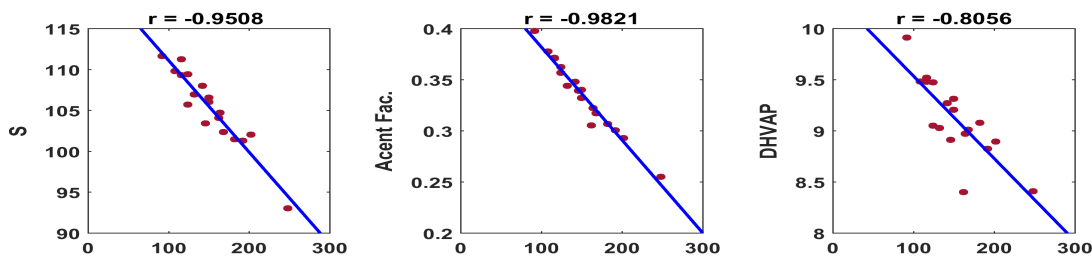


Figure 6: Correlation of  $ND_6$  index with S, Acent Fac., and DHVAP for octane isomers.

Table 9: Experimental values of physical properties for 67 alkanes.

Alkanes	$bp(^{\circ}C)$	$mv(cm^3)$	$mr(cm^3)$	$hv(kJ)$	$ct(^{\circ}C)$	$cp(atm)$	$st(dyne/cm)$	$mp(^{\circ}C)$
Butane	-0.05				152.01	37.47		-138.35
2-methyl propane	-11.73				134.98	36		-159.6
Pentane	36.074	115.205	25.2656	26.42	196.62	33.31	16	-129.72
2-methyl butane	27.852	116.426	25.2923	24.59	187.7	32.9	15	-159.9
2,2-dimethyl propane	9.503	112.074	25.7243	21.78	160.6	31.57		-16.55
Hexane	68.74	130.688	29.9066	31.55	234.7	29.92	18.42	-95.35
2-methyl pentane	60.271	131.933	29.945	29.86	224.9	29.95	17.38	-153.67
3-methyl pentane	63.282	129.717	29.8016	30.27	231.2	30.83	18.12	-118
2,2-methyl butane	4.741	132.744	29.9347	27.69	216.2	30.67	16.3	-99.87
2,3-dimethyl butane	57.988	130.24	29.8104	29.12	227.1	30.99	17.37	-128.54
Heptane	98.427	146.54	34.5504	36.55	267.55	27.01	20.26	-90.61
2-methyl hexane	90.052	147.656	34.5908	34.8	257.9	27.2	19.29	-118.28
3-methyl hexane	91.85	145.821	34.4597	35.08	262.4	28.1	19.79	-119.4
3-ethyl pentane	93.475	143.517	34.2827	35.22	267.6	28.6	20.44	-118.6
2,2-dimethyl pentane	79.197	148.695	34.6166	32.43	247.7	28.4	18.02	-123.81
2,3-dimethyl pentane	89.784	144.153	34.3237	34.24	264.6	29.2	19.96	-119.1
2,4-dimethyl pentane	80.5	148.949	34.6192	32.88	247.1	27.4	18.15	-119.24
3,3-dimethyl pentane	86.064	144.53	34.3323	33.02	263	30	19.59	-134.46
Octane	125.665	162.592	39.1922	41.48	296.2	24.64	21.76	-56.79
2-methyl heptane	117.647	163.663	39.2316	39.68	288	24.8	20.6	-109.04
3-methyl heptane	118.925	161.832	39.1001	39.83	292	25.6	21.17	-120.5
3-methyl heptane	117.709	162.105	39.1174	39.67	290	25.6	21	-120.95
3-ethyl hexane	118.53	160.07	38.94	39.4	292	25.74	21.51	
2,2-dimethyl hexane	10.84	164.28	39.25	37.29	279	25.6	19.6	-121.18
2,3-dimethyl hexane	115.607	160.39	38.98	38.79	293	26.6	20.99	
2,4-dimethyl hexane	109.42	163.09	39.13	37.76	282	25.8	20.05	-137.5
2,5-dimethyl hexane	109.1	164.69	39.25	37.86	279	25	19.73	-91.2
3,3-dimethyl hexane	111.96	160.87	39	37.93	290.84	27.2	20.63	-126.1
3,4-dimethyl hexane	117.72	158.81	38.84	39.02	298	27.4	21.64	
3-ethyl-2-methyl pentane	115.65	158.79	38.83	38.52	295	27.4	21.52	-114.96
3-ethyl-3-methyl pentane	118.25	157.02	38.71	37.99	305	28	21.99	-90.87
2,2,3-trimethyl pentane	109.84	159.52	38.92	36.91	294	28.2	20.67	-112.27
2,2,4-trimethyl pentane	99.23	165.08	39.26	35.13	271.15	25.5	18.77	-107.38
2,3,3-trimethyl pentane	114.76	157.29	38.76	37.22	303	29	21.56	-100.7
2,3,4-trimethyl pentane	113.46	158.85	38.86	37.61	295	27.6	21.14	-109.21
Nonane	150.76	178.71	43.84	46.44	322	22.74	22.92	-53.52
2-methyl octane	143.26	179.77	43.87	44.65	315	23.6	21.88	-80.4
3-methyl octane	144.18	177.5	43.72	44.75	318	23.7	22.34	-107.64

4-methyl octane	142.48	178.15	43.76	44.75	318.3	23.06	22.34	-113.2
3-ethyl heptane	143	176.41	43.64	44.81	318	23.98	22.81	-114.9
4-ethyl heptane	141.2	175.68	43.69	44.81	318.3	23.98	22.81	
2,2-dimethyl heptane	132.69	180.5	43.91	42.28	302	22.8	20.8	-113
2,3-dimethyl heptane	140.5	176.65	43.63	43.79	315	23.79	22.34	-116
2,4-dimethyl heptane	133.5	179.12	43.73	42.87	306	22.7	23.3	
2,5-dimethyl heptane	136	179.37	43.84	43.87	307.8	22.7	21.3	
2,6-dimethyl heptane	135.21	180.91	43.92	42.82	306	23.7	20.83	-102.9
3,3-dimethyl heptane	137.3	176.897	43.687	42.66	314	24.19	22.01	
3,4-dimethyl heptane	140.6	175.349	43.5473	43.84	322.7	24.77	22.8	
3,5-dimethyl heptane	136	177.386	43.6379	42.98	312.3	23.59	21.77	
4,4-dimethyl heptane	135.2	176.897	43.6022	42.66	317.8	24.18	22.01	
3-ethyl-2-methyl hexane	138	175.445	43.655	43.84	322.7	24.77	22.8	
4-ethyl-2-methyl hexane	133.8	177.386	43.6472	42.98	330.3	25.56	21.77	
3-ethyl-3-methyl hexane	140.6	173.077	43.268	44.04	327.2	25.66	23.22	
2,2,4-trimethyl hexane	126.54	179.22	43.7638	40.57	301	23.39	20.51	-120
2,2,5-trimethyl hexane	124.084	181.346	43.9356	40.17	296.6	22.41	20.04	-105.78
2,3,3-trimethyl hexane	137.68	173.78	43.4347	42.23	326.1	25.56	22.41	-116.8
2,3,4-trimethyl hexane	139	173.498	43.4917	42.93	324.2	25.46	22.8	
2,3,5-trimethyl hexane	131.34	177.656	43.6474	41.42	309.4	23.49	21.27	-127.8
3,3,4-trimethyl hexane	140.46	172.055	43.3407	42.28	330.6	26.45	23.27	-101.2
3,3-diethyl pentane	146.168	170.185	43.1134	43.36	342.8	26.94	23.75	-33.11
2,2-dimethyl-3-ethyl pentane	133.83	174.537	43.4571	42.02	322.6	25.96	22.38	-99.2
2,3-dimethyl-3-ethyl pentane	142	170.093	42.9542	42.55	338.6	26.94	23.87	
2,4-dimethyl-3-ethyl pentane	136.73	173.804	43.4037	42.93	324.2	25.46	22.8	-122.2
2,2,3,3-tetramethyl pentane	140.274	169.495	43.2147	41	334.5	27.04	23.38	-99
2,2,3,4-tetramethyl pentane	133.016	173.557	43.4359	41	319.6	25.66	21.8	-121.09
2,2,4,4-tetramethyl pentane	122.284	178.256	43.8747	38.1	301.6	24.58	20.37	-66.54
2,3,3,4-tetramethyl pentane	141.551	169.928	43.2016	41.75	334.5	26.85	23.31	-102.12

Table 10: Topological indices for 67 alkanes.

Alkanes	$ND_1$	$ND_2$	$ND_3$	$ND_4$	$ND_5$	$ND_6$
Butane	7.899	1.303	114	1.149	6.333	28
2-methyl propane	9	1.225	16	2 1	6	36
Pentane	11.827	1.65	228	1.394	8.5	44
2-methyl butane	13.757	1.518	344	1.181	8.667	60
2,2-dimethyl propane	16	1.414	512	1	8	80
Hexane	15.827	2.004	356	1.644	10.5	60
2-methyl pentane	17.723	1.89	498	1.467	10.65	76
3-methyl pentane	18.474	1.837	576	1.412	11.367	84
2,2-methyl butane	21.579	1.694	860	1.187	11.05	114
2,3-dimethyl butane	20.492	1.73	730	1.233	11.067	102
Heptane	19.827	2.357	484	1.894	12.5	76
2-methyl hexane	21.786	2.248	642	1.721	12.517	92
3-methyl hexane	22.496	2.212	748	1.702	13.25	100
3-ethyl pentane	23.182	2.173	864	1.673	14	108
2,2-dimethyl pentane	25.586	2.082	1062	1.497	12.85	130
2,3-dimethyl pentane	25.193	2.066	1020	1.492	13.733	126
2,4-dimethyl pentane	23.654	2.144	816	1.563	12.667	108
3,3-dimethyl pentane	31.129	2.381	1504	1.718	15.933	164
Octane	23.827	2.711	612	2.144	14.5	92
2-methyl heptane	25.786	2.601	770	1.971	14.517	108
3-methyl heptane	26.559	2.569	892	1.956	15.117	116
3-methyl heptane	26.518	2.588	920	1.991	15.133	116
3-ethyl hexane	24.451	2.658	682	2.097	15.483	106
2,2-dimethyl hexane	29.706	2.443	1224	1.754	14.6	146
2,3-dimethyl hexane	29.266	2.444	1212	1.784	15.533	142
2,4-dimethyl hexane	28.478	2.469	1086	1.799	15.183	132
2,5-dimethyl hexane	27.801	2.495	946	1.802	14.433	124
3,3-dimethyl hexane	31.129	2.381	1504	1.718	15.933	164
3,4-dimethyl hexane	29.94	2.404	1332	1.753	16.333	150
3-ethyl-2-methyl pentane	29.902	2.415	1372	1.77	16.29	150
3-ethyl-3-methyl pentane	32.526	2.301	1778	1.645	17.364	182
2,2,3-trimethyl pentane	33.88	2.252	1832	1.527	16.107	192

2,2,4-trimethyl pentane	31.552	2.346	1436	1.606	14.752	162
2,3,3-trimethyl pentane	34.627	2.214	1976	1.489	16.681	202
2,3,4-trimethyl pentane	31.907	2.308	1530	1.589	16.057	168
Nonane	27.827	3.064	740	2.394	16.5	108
2-methyl octane	29.786	2.955	898	2.221	16.517	124
3-methyl octane	30.559	2.923	1020	2.206	17.117	132
4-methyl octane	29.116	3.004	888	2.323	16.917	123
3-ethyl heptane	31.318	2.909	1200	2.218	17.667	140
4-ethyl heptane	30.292	2.985	1152	2.342	17.6	136
2,2-dimethyl heptane	33.706	2.796	1352	2.004	16.6	162
2,3-dimethyl heptane	33.329	2.802	1356	2.038	17.4	158
2,4-dimethyl heptane	32.499	2.844	1258	2.089	17.067	148
2,5-dimethyl heptane	32.574	2.817	1196	2.036	17.033	148
2,6-dimethyl heptane	31.745	2.845	1056	2.049	16.533	140
3,3-dimethyl heptane	35.25	2.742	1666	1.975	17.683	180
3,4-dimethyl heptane	34.012	2.782	1524	2.045	18.133	166
3,5-dimethyl heptane	34.179	2.768	1536	2.009	17.862	160
4,4-dimethyl heptane	35.182	2.771	1728	2.029	17.667	180
3-ethyl-2-methyl hexane	34.02	2.795	1586	2.063	18.017	166
4-ethyl-2-methyl hexane	33.282	2.809	1416	2.063	17.667	156
3-ethyl-3-methyl hexane	36.621	2.693	2026	1.958	19.04	198
2,2,4-trimethyl hexane	36.422	2.672	1728	1.837	17.195	186
2,2,5-trimethyl hexane	35.771	2.692	1548	1.837	16.433	178
2,3,3-trimethyl hexane	38.722	2.605	2224	1.802	18.357	218
2,3,4-trimethyl hexane	36.695	2.647	1866	1.851	18.6	192
2,3,5-trimethyl hexane	35.293	2.703	1572	1.883	17.4	174
3,3,4-trimethyl hexane	39.364	2.563	2358	1.767	19.24	226
3,3-diethyl pentane	37.947	2.621	2360	1.897	20.5	216
2,2-dimethyl-3-ethyl pentane	38.596	2.609	2256	1.817	18.583	216
2,3-dimethyl-3-ethyl pentane	40.044	2.533	2560	1.741	19.833	236
2,4-dimethyl-3-ethyl pentane	36.626	2.666	1952	1.879	18.517	192
2,2,3,3-tetramethyl pentane	44.158	2.395	3122	1.528	19.107	282
2,2,3,4-tetramethyl pentane	40.595	2.502	2416	1.635	18.383	234
2,2,4,4-tetramethyl pentane	39.482	2.555	2120	1.658	16.75	216
2,3,3,4-tetramethyl pentane	42.141	2.445	2760	1.585	19.167	238



*Regression model for 67 alkanes:*

1.  $ND_1$  index:

$$\begin{aligned}bp &= -8.8069 + [ND_1(G)]4.0114 \\ct &= 135.4475 + [ND_1(G)]5.1317 \\cp &= 34.6560 - [ND_1(G)]0.2721 \\mv &= 100.8619 + [ND_1(G)]2.0398 \\mr &= 20.1480 + [ND_1(G)]0.6398 \\hv &= 21.8703 + [ND_1(G)]0.5616 \\st &= 14.3557 + [ND_1(G)]0.2177 \\mp &= -131.654 + [ND_1(G)]0.7933\end{aligned}$$

2.  $ND_2$  index:

$$\begin{aligned}bp &= -95.9303 + [ND_2(G)]84.2834 \\ct &= 47.6081 + [ND_2(G)]98.1177 \\cp &= 43.8159 - [ND_2(G)]7.0529 \\mv &= 50.7515 + [ND_2(G)]45.1187 \\mr &= 6.7917 + [ND_2(G)]13.1956 \\hv &= 3.9821 + [ND_2(G)]14.0794 \\st &= 9.6530 + [ND_2(G)]4.5432 \\mp &= -150.6221 + [ND_2(G)]17.6077\end{aligned}$$

3.  $ND_3$  index:

$$\begin{aligned}bp &= 60.7738 + [ND_3(G)]0.0372 \\ct &= 220.3722 + [ND_3(G)]0.0508 \\cp &= 29.0689 - [ND_3(G)]0.0019 \\mv &= 140.8691 + [ND_3(G)]0.0159 \\mr &= 32.2248 + [ND_3(G)]0.0054 \\hv &= 32.9914 + [ND_3(G)]0.0043 \\st &= 18.2408 + [ND_3(G)]0.0020 \\mp &= -118.9098 + [ND_3(G)]0.0078\end{aligned}$$

4.  $ND_4$  index:

$$\begin{aligned}bp &= -69.6148 + [ND_4(G)]100.5729 \\ct &= 86.3449 + [ND_4(G)]112.5233 \\cp &= 42.1443 - [ND_4(G)]8.7145 \\mv &= 75.6867 + [ND_4(G)]48.0647 \\mr &= 14.6003 + [ND_4(G)]13.7704 \\hv &= 9.3610 + [ND_4(G)]16.3338 \\st &= 12.1161 + [ND_4(G)]4.8742 \\mp &= -146.0101 + [ND_4(G)]21.4463\end{aligned}$$

5.  $ND_5$  index:

$$\begin{aligned}bp &= -62.0831 + [ND_5(G)]11.0891 \\ct &= 73.9689 + [ND_5(G)]13.7538 \\cp &= 38.1279 - [ND_5(G)]0.7430 \\mv &= 74.7263 + [ND_5(G)]5.5594 \\mr &= 12.0902 + [ND_5(G)]1.7348 \\hv &= 11.8876 + [ND_5(G)]1.7079 \\st &= 10.2382 + [ND_5(G)]0.6757 \\mp &= -142.0736 + [ND_5(G)]2.2172\end{aligned}$$

6.  $ND_6$  index:

$$\begin{aligned}bp &= 35.3191 + [ND_6(G)]0.5065 \\ct &= 187.4769 + [ND_6(G)]0.6782 \\cp &= 30.8960 - [ND_6(G)]0.0291 \\mv &= 127.7664 + [ND_6(G)]0.2304 \\mr &= 28.1203 + [ND_6(G)]0.0754 \\hv &= 29.6437 + [ND_6(G)]0.0609 \\st &= 16.9413 + [ND_6(G)]0.0266 \\mp &= -123.8778 + [ND_6(G)]0.1045\end{aligned}$$

Now we use the statistical parameters same as previous discussion to interpret the above regression models, where  $N$  denotes the total number of alkanes.

Table 11: Statical parameters for the linear QSPR model for  $ND_1$  (G).

Physical properties	N	c	m	r	SE	F	SF
bp	67	-8.8069	4.0114	0.8160	22.8878	129.5828	4.01E-17
ct	67	135.4475	5.1317	0.8981	20.2494	270.9371	7.17E-25
cp	67	34.6560	-0.2721	-0.6941	2.2736	60.4267	7.37E-11
mv	65	100.8619	2.0398	0.8233	10.1969	132.5481	3.86E-17
mr	65	20.1480	0.6398	0.8683	2.6501	193.0535	7.53E-21
hv	65	21.8703	0.5616	0.7436	3.6618	77.9195	1.29E-12
st	64	14.3557	0.2177	0.7782	1.2448	95.1879	3.83E-14
mp	52	-131.654	0.7933	0.2516	26.4042	3.3806	0.07191

Table 12: Statical parameters for the linear QSPR model for  $ND_2$ (G).

Physical properties	N	c	m	r	SE	F	SF
bp	67	-95.9303	84.2834	0.9020	22.8878	129.5828	4.01E-17
ct	67	47.6081	98.1177	0.9033	20.2494	270.9371	7.17E-25
cp	67	43.8159	-7.0529	-0.9465	2.2737	60.4267	7.37E-11
mv	65	50.7515	45.1187	0.9415	10.1969	132.5481	3.86E-17
mr	65	6.7917	13.1956	0.9259	2.6501	193.0535	7.53E-21
hv	65	3.9821	14.0794	0.9638	3.6618	77.9195	1.29E-12
st	64	9.6530	4.5432	0.8090	1.1652	117.4079	6.13E-16
mp	52	-150.622	17.6077	0.2862	26.1414	4.4595	0.039726

Several interesting observations on the data presented in Table 3-16 can be made. From Table 3, the correlation coefficient of  $ND_1$  index with entropy, acentric factor and DHVAP for octane isomers are found to be good (Figure 1). Specially, it is strongly correlated with acentric factor having correlation coefficient  $r = -0.9904$ . Also, the correlation of this index is good for the physical properties of 67 alkanes except for cp and mp having correlation coefficient values -0.6941 and 0.2516, respectively. The range of correlation coefficient values lies from 0.7436 to 0.8981.

The QSPR analysis of  $ND_2$  index reveals that this index is suitable to predict entropy, acentric factor and DHVAP of octane isomers (Figure 2). Also, one can

Table 13: Statical parameters for the linear QSPR model for  $ND_3(G)$ .

Physical properties	N	c	m	r	SE	F	SF
bp	67	60.7738	0.0372	0.6238	30.9524	41.3958	1.71E-08
ct	67	220.3722	0.0508	0.7318	31.3747	74.9341	2E-12
cp	67	29.0689	-0.0019	-0.3904	2.9077	11.6902	0.00109
mv	65	140.8691	0.0159	0.5684	14.7809	30.0655	7.86E-07
mr	65	32.2248	0.0054	0.6418	4.0973	44.1193	8.37E-09
hv	65	32.9914	0.0043	0.5041	4.7298	21.4635	1.86E-05
st	64	18.2408	0.0020	0.6448	1.5151	44.1117	8.93E-09
mp	52	-118.9098	0.0078	0.2036	26.7107	2.1626	0.147672

Table 14: Statical parameters for the linear QSPR model for  $ND_4(G)$ .

Physical properties	N	c	m	r	SE	F	SF
bp	67	-69.6148	100.5729	0.7947	24.0365	111.4291	9.91E-16
ct	67	86.3449	112.5233	0.7649	29.6545	91.6399	4.91E-14
cp	67	42.1443	-8.7145	-0.8634	1.5934	190.369	5.52E-21
mv	65	75.6867	48.0647	0.7785	11.2749	96.942	2.29E-14
mr	65	14.6003	13.7704	0.7500	3.5339	80.9956	6.48E-13
hv	65	9.3610	16.3338	0.8679	2.7207	192.2597	8.3E-21
st	64	12.1161	4.8742	0.6760	1.4605	52.1868	8.8E-10
mp	52	-146.0101	21.4463	0.2525	26.3985	3.4038	0.070974

say from Table 12 that, this index have remarkably good correlations with the physical properties of alkanes except mp. The correlation coefficients lies from 0.809 to 0.9638 except mp ( $r = 0.2862$ ). Surprisingly, the correlation of  $ND_2$  with hv is very high with correlation coefficient value 0.9638.

Table 13 shows that  $ND_3$  index is inadequate for any structure property correlation in case of alkanes having the correlation coefficient values from 0.2036 to 0.7318. But, from Table 5, we can see that  $ND_3$  is well correlated with entropy and acentric factor with correlation coefficients -0.9387 and -0.9765 respectively.

The QSPR analysis of  $ND_4$  index shows that this index is well correlated with entropy, acentric factor, DHVAP, and HVAP for octane isomers (Table 6). Table 14 shows that  $ND_4$  index is inadequate for structure property correlation in case of alkanes except cp and hv having correlation coefficients -0.8634 and 0.8679, respectively.

Table 15: Statical parameters for the linear QSPR model for  $ND_5(G)$ .

Physical properties	N	c	m	r	SE	F	SF
bp	67	-62.0831	11.0891	0.9166	15.8369	341.4188	1.44E-27
ct	67	73.9689	13.7538	0.9779	9.6226	1422.6559	6.55E-46
cp	67	38.1279	-0.7430	-0.7700	2.0151	94.6835	2.61E-14
mv	65	74.7263	5.5594	0.8881	8.2565	235.2645	6.02E-23
mr	65	12.0902	1.7348	0.9319	1.9378	415.896	1.91E-29
hv	65	11.8876	1.7079	0.8950	2.443	253.5998	9.12E-24
st	64	10.2382	0.6757	0.9267	0.7446	377.2765	4.73E-28
mp	52	-142.0736	2.2172	0.2790	26.4042	3.3806	0.07191

Table 16: Statical parameters for the linear QSPR model for  $ND_6(G)$ .

Physical properties	N	c	m	r	SE	F	SF
bp	67	35.3191	0.5065	0.6791	29.0691	55.6291	2.67E-10
ct	67	187.4769	0.6782	0.7823	28.6755	102.5177	5.42E-15
cp	67	30.8960	-0.0291	-0.4892	2.7546	20.4495	2.66E-05
mv	65	127.7664	0.2304	0.6393	13.8148	43.5369	9.97E-09
mr	65	28.1203	0.0754	0.7033	3.7979	61.6774	6.44E-11
hv	65	29.6437	0.0609	0.5551	4.5554	28.0552	1.6E-06
st	64	16.9413	0.0266	0.6646	1.4811	49.0453	2.12E-09
mp	52	-123.8778	0.1045	0.2192	26.619	2.5225	0.118536

From Table 7, one can say that  $ND_5$  does not sound so good except CP having correlation coefficient 0.8478. But this index can be considered as an useful tool to predict the physical properties of alkanes except cp and mp. This index is suitable to model bp,ct,mv,mr,hv,st with correlation coefficients 0.9166, 0.9779, 0.8881, 0.9319, 0.8950, and 0.9267, respectively.

The QSPR analysis of  $ND_6$  index reveals that the correlation coefficient of this index with the physical properties of alkanes are very poor (Table 8). The range of correlation coefficient values lies from 0.2192 to 0.7823. But, when we look into the Table 16, we can say that this index has ability to model entropy, acentric factor, and DHVAP for octane isomers.

#### 4. Correlation with some well-known indices

In this section, we investigate the correlation between the new indices and some well-known indices for octane isomers. It is clear from Table 17, that the new indices have high correlation with the well-established indices except  $ND_5$  index. Highest correlation coefficient ( $r = 0.9977$ ) is between  $ND_1$  and  $M_2$ . From table 18, one can say that  $ND_5$  has significantly low correlation coefficient with other indices. So we can conclude that  $ND_5$  is independent among five indices. A correlation graph (Figure 7) is drawn considering indices as vertices and two vertices are adjacent if and only if  $|r| \geq 0.95$ .

Table 17: Correlation with some well-known indices.

	$M_1$	$M_2$	$F$	$SCI$	$R$	$RR$	$SDD$
$ND_1$	-0.86958	-0.8295	0.995406	0.817435	0.946941	0.741367	0.937806
$ND_2$	0.892937	0.857255	-0.99282	-0.83834	-0.95286	-0.71895	-0.93683
$ND_3$	-0.75331	-0.70235	0.953983	0.691599	0.865993	0.746587	0.861531
$ND_4$	0.955051	0.933136	-0.97643	-0.9137	-0.97717	-0.6806	-0.95874
$ND_5$	-0.29763	-0.22396	0.665973	0.198425	0.471285	0.56989	0.461035
$ND_6$	-0.89201	-0.85372	0.994895	0.848793	0.964237	0.739059	0.959608

Table 18: Correlation among new indices.

	$ND_1$	$ND_2$	$ND_3$	$ND_4$	$ND_5$	$ND_6$
$ND_1$	1					
$ND_2$	-0.98906	1				
$ND_3$	0.976497	-0.94568	1			
$ND_4$	-0.95818	0.980133	-0.87983	1		
$ND_5$	0.719609	-0.68604	0.825766	-0.54476	1	
$ND_6$	0.992599	-0.97954	0.962921	-0.95487	0.675576	1

#### 5. Degeneracy

The objective of a topological index is to encipher the structural property as much as possible. Different structural formulae should be distinguished by a good topological descriptor. A major drawback of most topological indices is their degeneracy, i.e., two or more isomers possess the same topological index.

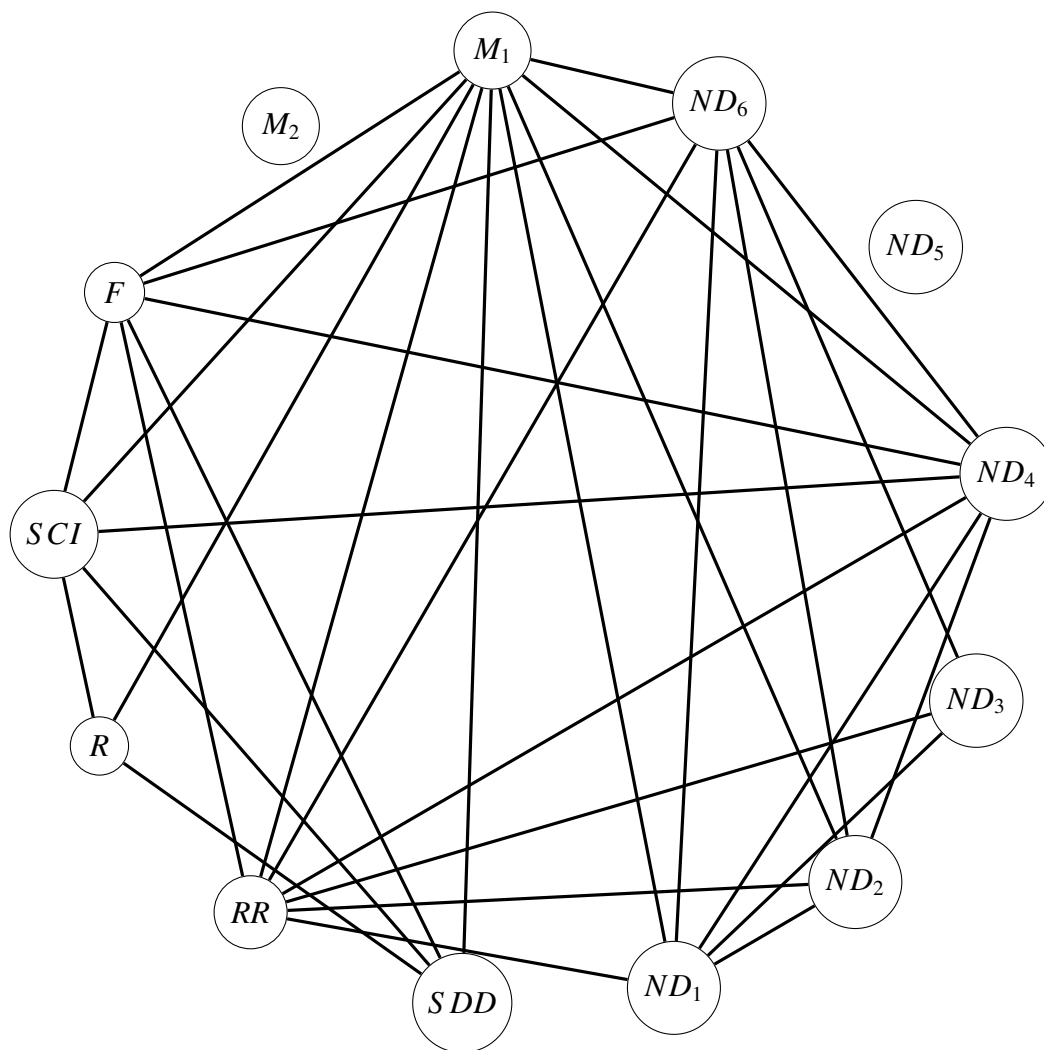


Figure 7: Correlation of novel indices with some well-known indices for decane isomer

Topological indices having high discriminating power captures more structural information. We use the measure of degeneracy known as sensitivity introduced by Konstantinova [24], which is defined as follows:

$$S_I = \frac{N - N_I}{N},$$

where  $N$  is the total number of isomers considered and  $N_I$  is the number of them that cannot be distinguished by the topological index  $I$ . As  $S_I$  increases, the isomer-discrimination power of topological indices increases. The vertex degree based topological indices have more discriminating power in comparison with other classes of molecular descriptors. For octane and decane isomers, the newly introduced indices exhibit good response among other investigated degree based indices (Table 19).

## 6. Mathematical properties

In this section, we discuss about some bounds of the newly proposed indices with some well-known indices. Throughout this section, we consider simple connected graph. We construct this section with some standard inequalities. We start with the following inequality.

**Lemma 1.** (*Radons inequality*) If  $x_i, y_i > 0, i = 1, 2, \dots, n, t > 0$ , then

$$\frac{\sum_{i=1}^n x_i^{t+1}}{\sum_{i=1}^n y_i^t} \geq \frac{(\sum_{i=1}^n x_i)^{t+1}}{(\sum_{i=1}^n y_i)^t}, \quad (2)$$

where equality holds iff  $x_i = ky_i$  for some constant  $k, \forall i = 1, 2, \dots, n$ .

**Proposition 1.** For a graph  $G$  having  $m$  edges with neighbourhood version of second Zagreb index  $M_2^*(G)$  [23], we have

$$ND_1(G) \leq \sqrt{mM_2^*(G)}, \quad (3)$$

where equality holds iff  $G$  is regular or complete bipartite graph.



Table 19: Measure of sensitivity (S'I) of different indices for octane and decane isomers.

Topological indices	Sensitivity( $S_I$ )	
	Octane	Decane
$ND_1$	<b>1.000</b>	<b>1.000</b>
$ND_2$	<b>1.000</b>	<b>1.000</b>
$ND_3$	<b>1.000</b>	<b>0.96</b>
$ND_4$	<b>1.000</b>	<b>0.987</b>
$ND_5$	<b>1.000</b>	<b>0.92</b>
$ND_6$	<b>0.833</b>	<b>0.613</b>
$R$	0.889	0.667
$RR$	0.889	0.653
$SCI$	0.889	0.64
$SDD$	0.889	0.547
$M_2$	0.722	0.28
$F$	0.389	0.133
$M_1$	0.333	0.107

*Proof.* For a graph  $G$ ,  $M_2^*(G) = \sum_{uv \in E(G)} \delta_G(u)\delta_G(v)$ . Now considering  $x_i = 1, y_i = \delta_G(u)\delta_G(v), t = \frac{1}{2}$ , in (2), we obtain

$$\frac{\sum_{uv \in E(G)} 1}{\sum_{uv \in E(G)} (\delta_G(u)\delta_G(v))^{\frac{1}{2}}} \geq \frac{(\sum_{uv \in E(G)} 1)^{\frac{3}{2}}}{(\sum_{uv \in E(G)} \delta_G(u)\delta_G(v))^{\frac{1}{2}}}. \quad (4)$$

Now using the definition of  $ND_1$  and  $M_2^*$  indices, we can easily obtain the required bound (3). Equality in (4) holds iff  $\delta_G(u)\delta_G(v) = k$ , a constant  $\forall uv \in E(G)$ . So the equality in (3) holds iff  $G$  is regular or complete bipartite graph.  $\square$

**Lemma 2.** Let  $\vec{x} = (x_1, x_2, \dots, x_n)$  and  $\vec{y} = (y_1, y_2, \dots, y_n)$  be sequence of real numbers. Also let  $\vec{z} = (z_1, z_2, \dots, z_n)$  and  $\vec{w} = (w_1, w_2, \dots, w_n)$  be non-negative sequences. Then

$$\sum_{i=1}^n w_i \sum_{i=1}^n z_i x_i^2 + \sum_{i=1}^n z_i \sum_{i=1}^n w_i y_i^2 \geq 2 \sum_{i=1}^n z_i x_i \sum_{i=1}^n w_i y_i, \quad (5)$$

In particular, if  $z_i$  and  $w_i$  are positive, then the equality holds iff  $\vec{x} = \vec{y} = \vec{k}$ , where  $\vec{k} = (k, k, \dots, k)$ , a constant sequence.

**Proposition 2.** For a graph  $G$  having  $m$  edges with neighbourhood version of second Zagreb index  $M_2^*(G)$ , we have

$$ND_1(G) \leq \frac{(m + M_2^*(G))}{2}, \quad (6)$$

where equality holds iff  $G$  is  $P_2$ .

*Proof.* Considering  $x_i = \delta_G(u)\delta_G(v)$ ,  $y_i = 1$ ,  $z_i = 1$ ,  $w_i = 1$ , in (5), we get

$$\sum_{uv \in E(G)} 1 \sum_{uv \in E(G)} \delta_G(u)\delta_G(v) + \sum_{uv \in E(G)} 1 \sum_{uv \in E(G)} 1 \geq 2 \sum_{uv \in E(G)} \sqrt{\delta_G(u)\delta_G(v)} \sum_{uv \in E(G)} 1.$$

After using the definition of  $ND_1$  and  $M_2^*$  indices we can obtain

$$mM_2^*(G) + m^2 \geq 2mND_1(G).$$

After simplification, the required bound is obvious.

From lemma 2, the equality in (6) holds iff  $\delta_G(u)\delta_G(v) = 1 \forall uv \in E(G)$ , i.e.  $G$  is  $P_2$ .  $\square$

**Remark:** By arithmetic mean  $\geq$  geometric mean, we can write

$$\frac{(m + M_2^*(G))}{2} \geq \sqrt{mM_2^*(G)}.$$

So the upper bound of  $ND_1(G)$  obtained in proposition 1, is better than that obtained in proposition 2.

**Proposition 3.** For a graph  $G$  having second Zagreb index  $M_2(G)$ , forgotten topological index  $F(G)$ , neighbourhood version of hyper Zagreb index  $HM_N(G)$  [23], neighbourhood Zagreb index  $M_N(G)$  [22], we have

$$ND_6(G) \leq \frac{F(G)}{2} + M_2(G) + \frac{HM_N(G)}{2} - M_N(G), \quad (7)$$

equality holds iff  $G$  is  $P_2$ .

*Proof.* For a graph  $G$ , we have  $M_N(G) = \sum_{v \in V(G)} \delta_G(v)^2 = \sum_{uv \in E(G)} [\delta_G(u)_G(v) + \delta_G(v)_G(u)]$ ,  $HM_N(G) = \sum_{uv \in E(G)} [\delta_G(u) + \delta_G(v)]^2$ . We know that for any two non-negative numbers  $x, y$ , arithmetic mean  $\geq$  geometric mean, i.e.,  $\frac{x+y}{2} \geq \sqrt{xy}$ , equality holds iff  $x = y$ . Now considering  $x = d_G(u) + d_G(v)$ ,  $y = \delta_G(u) + \delta_G(v)$ , we get

$$\frac{[d_G(u) + d_G(v) + \delta_G(u) + \delta_G(v)]}{2} \geq \sqrt{(d_G(u) + d_G(v))(\delta_G(u) + \delta_G(v))},$$

squaring both sides, we have

$$4(d_G(u) + d_G(v))(\delta_G(u) + \delta_G(v)) \leq [d_G(u) + d_G(v) + \delta_G(u) + \delta_G(v)]^2,$$

which gives

$$\begin{aligned} & 2 \sum_{uv \in E(G)} [(d_G(u)\delta_G(u) + d_G(v)\delta_G(v))(d_G(u)\delta_G(v) + d_G(v)\delta_G(u))] \\ & \leq \sum_{uv \in E(G)} [d_G(u)^2 + d_G(v)^2] + 2 \sum_{uv \in E(G)} d_G(u)d_G(v) \\ & \quad + \sum_{uv \in E(G)} [\delta_G(u)^2 + \delta_G(v)^2] + 2 \sum_{uv \in E(G)} \delta_G(u)\delta_G(v). \end{aligned}$$

After simplifying and using the formulation of  $ND_6$ ,  $F$ ,  $M_2$ ,  $HM_N$ , and  $M_N$  indices, the required bound is clear. The equality in (7) occurs iff  $d_G(u) + d_G(v) = \delta_G(u) + \delta_G(v)$ , i.e.,  $G$  is  $P_2$ . Hence the proof.  $\square$

For a graph  $G$  consider

$$\begin{aligned} \Delta_N &= \max\{\delta_G(v) : v \in V(G)\}, \\ \delta_N &= \min\{\delta_G(v) : v \in V(G)\}. \end{aligned}$$

Thus  $\delta_N \leq \delta_G(u) \leq \Delta_N$  for all  $u \in V(G)$ . Equality holds iff  $G$  is regular or complete bipartite graph. Clearly we have the following proposition.

**Proposition 4.** *For a graph  $G$  with  $m$  number of edges, we have the following bounds.*

- (i)  $m\delta_N \leq ND_1(G) \leq m\Delta_N$ ,
- (ii)  $\frac{m}{\sqrt{2\Delta_N}} \leq ND_2(G) \leq \frac{m}{\sqrt{2\delta_N}}$ ,
- (iii)  $2m\delta_N^3 \leq ND_3(G) \leq 2m\Delta_N^3$ ,
- (iv)  $\frac{m}{\Delta_N} \leq ND_4(G) \leq \frac{m}{\delta_N}$ ,
- (v)  $\frac{F_N^*(G) - 2M_2^*(G)}{\delta_N^2} + 2m \leq \frac{F_N^*(G) - 2M_2^*(G)}{\Delta_N^2} + 2m$ ,

where [23]  $F_N^*(G) = \sum_{uv \in E(G)} [d_G(u)^2 + d_G(v)^2]$ .

*Equality holds in each case iff  $G$  is regular or complete bipartite graph.*

**Lemma 3.** Let  $a_i$  and  $b_i$  be two sequences of real numbers with  $a_i \neq 0$  ( $i = 1, 2, \dots, n$ ) and such that  $pa_i \leq b_i \leq Pa_i$ . Then

$$\sum_{i=1}^n b_i^2 + pP \sum_{i=1}^n a_i^2 \leq (P + p) \sum_{i=1}^n a_i b_i. \quad (8)$$

Equality holds iff either  $b_i = pa_i$  or  $b_i = Pa_i$  for every  $i = 1, 2, \dots, n$ .

**Proposition 5.** For a graph  $G$  with  $m$  edges having neighbourhood version of second Zagreb index  $M_2^*(G)$ , we have

$$ND_1(G) \geq \frac{M_2^*(G) + m\delta_N\Delta_N}{\delta_N + \Delta_N}$$

Equality holds iff  $G$  is regular or complete bipartite graph.

*Proof.* Putting  $a_i = 1$ ,  $b_i = \sqrt{\delta_G(u)\delta_G(v)}$ ,  $p = \delta_N$ ,  $P = \Delta_N$  in 8, we get

$$\sum_{uv \in E(G)} \delta_G(u)\delta_G(v) + \delta_N\Delta_N \sum_{uv \in E(G)} 1 \leq (\delta_N + \Delta_N) \sum_{uv \in E(G)} \sqrt{\delta_G(u)\delta_G(v)}.$$

Now applying the definition of  $M_2^*(G)$ ,  $ND_1(G)$  in the above inequation, we obtain

$$M_2^*(G) + m\delta_N\Delta_N \leq (\delta_N + \Delta_N)ND_1(G).$$

Which implies

$$ND_1(G) \geq \frac{M_2^*(G) + m\delta_N\Delta_N}{\delta_N + \Delta_N}.$$

Equality holds iff  $\sqrt{\delta_G(u)\delta_G(v)} = \delta_N$  or  $\sqrt{\delta_G(u)\delta_G(v)} = \Delta_N$  for all  $uv \in E(G)$ , i.e.  $G$  is regular or complete bipartite graph. Hence the proof.  $\square$

**Proposition 6.** For a graph  $G$  of size  $m$  with fifth version of geometric arithmetic index  $GA_5$ , and second Zagreb index  $M_2(G)$ , we have

- (i)  $ND_5(G) \geq \frac{2m^2}{GA_5}$ ,
- (ii)  $ND_5(G) \geq \frac{4M_2(G)^2}{m\Delta_N^2} - 2m$ .

Equality in both cases hold iff  $G$  is regular or complete bipartite graph.

*Proof.*

- (i) For a graph  $G$ , we know that [25]  $GA_5(G) = \sum_{uv \in E(G)} \frac{2\sqrt{\delta_G(u)\delta_G(v)}}{\delta_G(u)+\delta_G(v)}$ . Now by Cauchy-schwarz inequality, we have

$$\begin{aligned} \left( \sum_{uv \in E(G)} 1 \right)^2 &= \left( \sum_{uv \in E(G)} \sqrt{\frac{\delta_G(u)+\delta_G(v)}{\sqrt{\delta_G(u)\delta_G(v)}}} \times \frac{1}{\sqrt{\frac{\delta_G(u)+\delta_G(v)}{\sqrt{\delta_G(u)\delta_G(v)}}}} \right)^2 \\ &\leq \sum_{uv \in E(G)} \frac{\delta_G(u)+\delta_G(v)}{\sqrt{\delta_G(u)\delta_G(v)}} \sum_{uv \in E(G)} \frac{\sqrt{\delta_G(u)\delta_G(v)}}{\delta_G(u)+\delta_G(v)}. \end{aligned}$$

Thus,

$$2m^2 \leq GA_5(G) \sum_{uv \in E(G)} \frac{\delta_G(u)+\delta_G(v)}{\sqrt{\delta_G(u)\delta_G(v)}}. \quad (9)$$

We know that

$$\frac{\delta_G(u)}{\delta_G(v)} + \frac{\delta_G(v)}{\delta_G(u)} \geq \sqrt{\frac{\delta_G(u)}{\delta_G(v)}} + \sqrt{\frac{\delta_G(v)}{\delta_G(u)}}.$$

From 9, we obtain  $2m^2 \leq GA_5(G)ND_5(G)$ , i.e.

$$ND_5(G) \geq \frac{2m^2}{GA_5}.$$

Equality holds iff  $\frac{\delta_G(u)+\delta_G(v)}{\sqrt{\delta_G(u)\delta_G(v)}} = k$ , a constant  $\forall uv \in E(G)$ . That is,  $\delta_G(u) = \text{someconstant} \times \delta_G(v) \forall uv \in E(G)$ , i.e.,  $G$  is regular or complete bipartite graph.

- (ii) By Cauchy schwarz inequality, we have

$$\begin{aligned} ND_5(G) &= \sum_{uv \in E(G)} \frac{[\delta_G(u)+\delta_G(v)]^2}{\delta_G(u)\delta_G(v)} - 2m \\ &\geq \frac{1}{\Delta_N^2} \sum_{uv \in E(G)} [\delta_G(u)+\delta_G(v)]^2 - 2m \\ &= \frac{1}{m\Delta_N^2} \sum_{uv \in E(G)} 1^2 \sum_{uv \in E(G)} [\delta_G(u)+\delta_G(v)]^2 - 2m \\ &\geq \frac{1}{m\Delta_N^2} \left[ \sum_{uv \in E(G)} (\delta_G(u)+\delta_G(v))^2 \right] - 2m = \frac{4M_2(G)^2}{m\Delta_N^2} - 2m. \end{aligned}$$

Equality holds iff  $\delta_G(u) = \Delta_N = \delta_G(v)$  and  $\delta_G(u) + \delta_G(v) = c$ , a constant occur simultaneously for all  $uv \in E(G)$ . That is,  $G$  is regular or complete bipartite graph. Hence the proof  $\square$

It is obvious that,  $\delta_G(u) \geq d_G(u)$  and  $\delta_G(v) \geq d_G(v)$ ,  $\forall uv \in E(G)$ . Equality appears for  $P_2$  only. Keeping in mind this fact, we have the following proposition.

**Proposition 7.** For a graph  $G$ , having Randic index  $R(G)$ , second Zagreb index  $M_2(G)$ , reciprocal Randic index  $RR(G)$ , sum-connectivity index  $SCI(G)$ , we have

- (i)  $ND_1(G) \geq RR(G)$
- (ii)  $ND_2(G) \geq SCI(G)$
- (ii)  $ND_3(G) \geq ReZG_3(G)$
- (iii)  $ND_4(G) \geq R(G)$
- (iv)  $ND_5(G) \leq 2M_2(G)$
- (v)  $ND_6(G) \leq 2M_2(G)$

Equality holds in each case iff  $G$  is  $P_2$ .

## 7. Conclusion

In this article, we have proposed some novel topological indices based on neighbourhood degree sum of end vertices of edges. Their predictive ability have tested using octane isomers and 67 alkanes. It has been shown that these indices can be considered as useful molecular descriptors in QSPR research. These indices are extension of some well-known degree based topological indices (such as  $RR$ ,  $SCI$ ,  $SDD$ ,  $R$  etc.). Sometimes the predictive power of these new indices are superior sometimes they are little bit inferior than the old indices. But the degeneracy test on Table 17, assures the supremacy of newly designed indices in comparison to the old indices. We have also correlated these indices with other degree based topological indices. This investigation on Table 17, 18 concludes that  $ND_5$  index is independent among all novel indices. This work ends with computing some bounds of these novel indices. For further research, these indices can be computed for various graph operations and some composite graphs and networks.

## References

- [1] R. Todeschini, V. Consonni, Handbook of Molecular Descriptors, WileyVCH, Weinheimk, Germany, (2000).

- [2] J. Devillers, A. T. Balaban (Eds), Topological Indices and Related Descriptors in QSAR and QSPR, *Gordon and Breach, Reading, USA*,(1999).
- [3] M. Randić, Quantitative Structure- Property Relationship: boiling points and planar benzenoids, *New. J. Chem.*, **20**,(10), (1996), 1001-1009.
- [4] M. Randić, Comparative structure-property studies: Regressions using a single descriptor, *Croat. Chem. Acta*, **66**, (1993), 289-312.
- [5] D. M. Hawkins, S. C. Basak, and D. Mills, Assessing Model Fit by Cross-Validation, *J. Chem. Inf. Comput. Sci.*, **43**, (2003), 579-586.
- [6] D. M. Hawkins, S. C. Basak, and X. Shi, QSAR with Few Compounds and Many Features, *J. Chem. Inf. Comput. Sci.*, **41**, (2001), 663-670.
- [7] A. T. Balaban, D. Mills, O. Ivanciuc, and S. C. Basak, Reverse Wiener Indices, *Croat. Chem. Acta* **73**, (4), (2000), 923-941.
- [8] I. Gutman, Degree-Based Topological Indices, *Croat. Chem. Acta*, **86**, (4), (2013), 351-361.
- [9] M. Randić,, On Characterization of molecular branching, *J. Am. Chem. Soc.*, **97**, (1975), 6609-6615.
- [10] I. Gutman, B. Furtula, and C. Elphick, Three New/Old Vertex-Degree-Based Topological Indices, *MATCH Commun. Math. Comput. Chem.*, **72**, (2014), 617-632.
- [11] I. Gutman, N. Trinajstić, Graph theory and molecular orbitals.Total  $\pi$ -electron energy of alternate hydrocarbons, *Chem.Phys.Lett.*, **17**,(1972), 535-538.
- [12] B. Furtula, I. Gutman, Forgotten topological index., *J. Math. Chem.*, **53**, (2015), doi: 10.1007/s10910-015-0480-z.
- [13] B. Zhou, N. Trinajstić, On a novel connectivity index, *J. Math. Chem.*, **46**, (2009), 1252-1270.
- [14] D. Vukicevic, Bond additive modeling 2 mathematical properties of max-min rodeg index, *Croat. Chem. Acta*, **54**, (2010), 261-273.

- [15] P. S. Ranjini, V. Lokesha, and A. Usha, (2013). Relation between phenylene and hexagonal squeeze using harmonic index, *Int. J. Graph Th.*, **1**,(4), 116-121.
- [16] S. Hosamani, D. Perigidad, S. J. Y. Maled, and S. Gavade, QSPR Analysis of Certain Degree Based Topological Indices, *J. Stat. Appl. Pro.*, **6**,(2), (2017), 1-11.
- [17] B. Furtula, K. C. Das, and I. Gutman, Comparative analysis of symmetric division deg index as potentially useful molecular descriptor, *Int J Quantum Chem.*, (2018), doi: 10.1002/qua.25659 .
- [18] N. De, S. M. A. Nayeem, and A. Pal, F-index of some graph operations, *Discrete Math. Alg. Appl.*, (2016), doi: 10.1142/S1793830916500257.
- [19] S. M. Hosamani, S. H. Malghan, and I. N. Cangul, The first geometric-arithmetic index of graph operations, *Advances and Applications in Mathematical Sciences*, **14**, (6), (2015), 155-163.
- [20] S. Mondal, N. De and A. Pal, The M-Polynomial of Line graph of Sub-division graphs, *International conference on current scenario in pure and applied mathematics*, Tamil Nadu, India, (2018).
- [21] S. M. Hosamani, Computing Sanskruti index of certain nanostructures, *J. Appl. Math. Comput.*, (2016), 1-9, doi: 10.1007/s12190-016-1016-9.
- [22] S. Mondal, N. De and A. Pal, The Neighbourhood Zagreb index of product graphs and its chemical interest, Preprint.
- [23] S. Mondal, N. De, and A. Pal, On some new neighbourhood degree based indices, *Acta Chemica Iasi*, Accepted.
- [24] E. V. Konstantinova, The Discrimination Ability of Some Topological and Information Distance Indices for Graphs of Unbranched Hexagonal Systems, *J. Chem. Inf. Comput. Sci.*, **36**, (1996), 54-57.
- [25] A. Graovac, M. Ghorbani, and M. A. Hosseinzadeh, Computing Fifth Geometric-Arithmetic Index for Nanostar Dendrimers., *J. Math. Nano Science.*, **1**,(1), (2011) 32-42.