
Model Compression by Entropy Penalized Reparameterization

Deniz Oktay*, Johannes Ballé, Saurabh Singh
Google Research
Mountain View, CA
{oktay, jballé, saurabhsingh}@google.com

Abhinav Shrivastava
University of Maryland, College Park
College Park, MD
abhinav@cs.umd.edu

Abstract

We describe an end-to-end neural network weight compression approach that draws inspiration from recent latent-variable data compression methods. The network parameters (weights and biases) are represented in a “latent” space, amounting to a reparameterization. This space is equipped with a learned probability model, which is used to impose an entropy penalty on the parameter representation during training, and to compress the representation using arithmetic coding after training. We are thus maximizing accuracy and model compressibility jointly, in an end-to-end fashion, with the rate–error trade-off specified by a hyperparameter. We evaluate our method by compressing six distinct model architectures on the MNIST, CIFAR-10 and ImageNet classification benchmarks. Our method achieves state-of-the-art compression on VGG-16, LeNet300-100 and several ResNet architectures, and is competitive on LeNet-5.

1 Introduction

Artificial neural networks (ANNs) have proven to be highly successful on a variety of tasks, and as a result, there is an increasing interest in their practical deployment, including on low-memory or low-bandwidth devices, etc. However, ANN parameters tend to require a large amount of storage space compared to manually designed algorithms. To make these models more practical, several authors have proposed various methods to compress model parameters, in order to decrease storage requirements (Havasi et al., 2018; Louizos, Ullrich, et al., 2017; Molchanov et al., 2017).

Classic data compression in a Shannon sense (Shannon, 1948) requires discrete-valued data (i.e., the data can only take on a countable number of states) and a probability model on that data known to both sender and receiver. Practical compression algorithms are often *lossy*, and consist of two steps. First, the data is subjected to (re-)quantization. Then, a Shannon-style *entropy coding* method such as arithmetic coding (Rissanen and Langdon, 1981) is applied to the discrete values, bringing them into a binary representation which can be easily stored or transmitted. Shannon’s source coding theorem establishes the entropy of the discrete representation as a lower bound on the average length of this binary sequence (the *bit rate*), and arithmetic coding achieves this bound asymptotically. Thus, entropy is an excellent proxy for the expected model size.

The type of quantization scheme affects both the fidelity of the representation (in this case, the

*Work performed during the Google AI Residency Program. (<http://g.co/airesidency>)

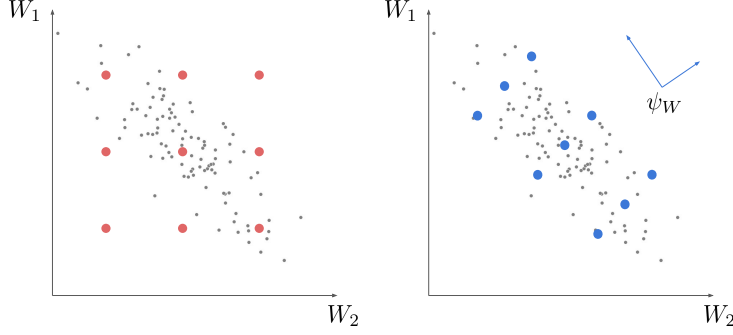


Figure 1: Visualization of representers in scalar quantization vs. reparameterized quantization. The axes represent two different model parameters (e.g., linear filter coefficients). Small black dots are samples of the model parameters, red and blue discs are the representers. Left: in scalar quantization, the representers must be given by a Kronecker product of scalar representers along the cardinal axes, even though the distribution of samples may be skewed. Right: in reparameterized scalar quantization, the representers are still given by a Kronecker product, but in a transformed (here, rotated) space. This allows a better adaptation of the representers to the parameter distribution.

precision of the model parameters, which in turn affects the prediction accuracy) as well as the bit rate, since a reduced number of states coincides with reduced entropy. ANN parameters are typically represented as floating point numbers. While these technically have a finite (but large) number of states, the best results in terms of both accuracy and bit rate are typically achieved for a significantly reduced number of states. Existing approaches to model compression often acknowledge this by quantizing each individual linear filter coefficient in an ANN to a small number of pre-determined values (Louizos, Reisser, et al., 2018; Baskin et al., 2018; F. Li et al., 2016). This is known as scalar quantization (SQ). Other methods explore vector quantization (VQ), which is closely related to k-means clustering, in which each vector of filter coefficients is quantized jointly (Chen et al., 2015; Ullrich et al., 2017). This is equivalent to enumerating a finite set of representers (representable vectors), while in SQ the set of representers is given by the Kronecker product of representable scalar elements. VQ is much more general than SQ, in the sense that representers can be placed arbitrarily: if the set of useful filter vectors all live in a subset of the entire space, there is no benefit in having representers outside of that subset, which may be unavoidable with SQ (figure 1). Thus, VQ has the potential to yield better results, but it also suffers from the “curse of dimensionality”: the number of necessary states grows exponentially with the number of dimensions, making it computationally infeasible to perform VQ for much more than a handful of dimensions. One of the key insights leading to successful lossy compression methods is that the strengths of SQ and VQ can be combined by representing the data in a “latent” space. This space can be an arbitrary rescaling, rotation, or otherwise warping of the original data space. SQ in this space, while making quantization computationally feasible, can provide substantially more flexibility in the choice of representers compared to the SQ in the data space (figure 1). This insight is behind the success of almost all widely used lossy image compression methods, which use linear transformations to convert to and from the latent space, as well as recent learned compression methods (e.g., Ballé, Laparra, et al., 2016), which use ANNs.

The contribution of this paper is in applying this technique to model compression, where it becomes equivalent to reparameterization: the model parameters are represented in a *reparameterization space*, which is discretized using SQ. A unique property of this problem setting is that only the mapping from this space to actual model parameters (kernels, biases) need ever be known, but not the inverse mapping. Therefore, compared to existing latent-variable compression methods, we only need a “parameter decoder”, which we denote by f , but no “parameter encoder”. We find that this conceptually simple method yields state-of-the-art model compression results.

2 Entropy Penalized Reparameterization

We consider the classification setup, where we are given a dataset $D = \{(\mathbf{x}_1, y_1), \dots, (\mathbf{x}_N, y_N)\}$ consisting of pairs of examples \mathbf{x}_i and corresponding labels y_i . We wish to minimize the expected

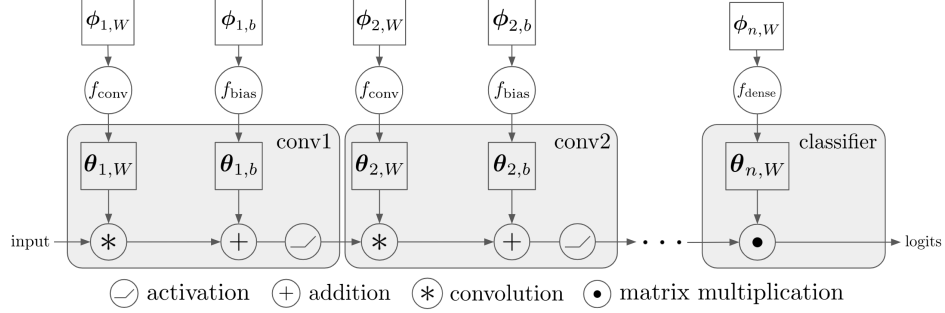


Figure 2: Classifier architecture. The ϕ tensors are stored in their compressed form. During inference, they are read from storage, uncompressed, and transformed via f into θ , which are then used as parameters in typical convolutional or dense layers. When uncompressed, ϕ are integer tensors.

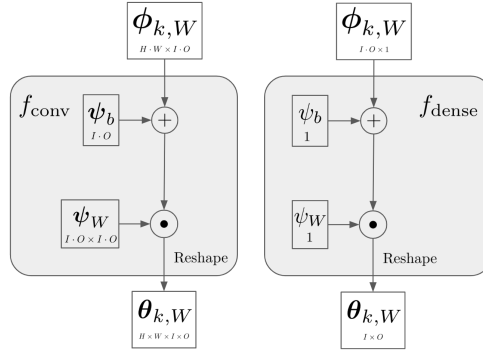


Figure 3: The internals of f_{conv} and f_{dense} in our experiments for layer k . In the f_{conv} visualization, H, W, I, O refer to the convolutional height, width, input channel, output channel, respectively. For the f_{dense} visualization, I, O refer to the number of input and output activations. For f_{conv} , we use an affine transform, while for f_{dense} we use a scalar shift and scale, represented as ψ for both. We find that this is sufficiently expressive to get state of the art compression. Note also that in both cases, the number of parameters in ψ is significantly smaller compared to the size of the corresponding ϕ . Therefore ψ does not lead to significant model storage overhead.

negative log-likelihood on D , or cross-entropy classification loss, over the set of model parameters Θ :

$$\Theta^* = \arg \min_{\Theta} \mathbb{E}_{(x,y) \sim D} [-\log p(y|x; \Theta)], \quad (1)$$

where $p(y|x; \Theta)$ is the likelihood our model assigns to a dataset sample (x, y) . The likelihood function is implemented using an ANN with parameters $\Theta = \{\theta_{1,W}, \theta_{1,b}, \theta_{2,W}, \theta_{2,b}, \dots, \theta_{N,W}\}$, where $\theta_{k,W}$ and $\theta_{k,b}$ denote the weight (including convolutional) and bias terms at layer k , respectively.

Compressing the model amounts to compressing each parameter in the set Θ . Instead of compressing each parameter directly, we compress reparameterized forms of them. To be precise, we introduce the reparameterizations $\Phi = \{\phi_{1,W}, \phi_{1,b}, \phi_{2,W}, \phi_{2,b}, \dots, \phi_{N,W}\}$ and parameter decoders $f_{\text{conv}}, f_{\text{dense}}, f_{\text{bias}}$ such that

$$\theta_{k,W} = f_{\text{conv}}(\phi_{k,W}) \quad \text{if layer } k \text{ is convolutional,} \quad (2)$$

$$\theta_{k,W} = f_{\text{dense}}(\phi_{k,W}) \quad \text{if layer } k \text{ is fully connected,} \quad (3)$$

$$\theta_{k,b} = f_{\text{bias}}(\phi_{k,b}) \quad \text{if layer } k \text{ has a bias.} \quad (4)$$

We can think of each parameter decoder f as a mapping from reparameterization space to parameter space. For ease of notation, we write $\mathcal{F} = \{f_{\text{conv}}, f_{\text{dense}}, f_{\text{bias}}\}$ and $\Theta = \mathcal{F}(\Phi)$. The parameter decoders themselves may have learnable parameters, which we denote Ψ . Our method is visually summarized in figures 2 and 3.

2.1 Model Partitioning

A central component of our approach is partitioning the set of model parameters into groups. For the purpose of creating a model compression method, we interpret entire groups of model parameters as samples from the same learned distribution. We define a fully factorized distribution $q(\Phi) = \prod_{\phi \in \Phi} q_\phi(\phi)$, and introduce parameter sharing within the factors q_ϕ of the distribution that correspond to the same group, as well as within the corresponding decoders. These group assignments are fixed a priori. For instance, in figure 2, $\theta_{1,W}$ and $\theta_{2,W}$ can be assumed to be samples of the same distribution, that is $q_{\phi_{1,W}}(\cdot) = q_{\phi_{2,W}}(\cdot)$. To be consistent, we also use the same parameter decoder f_{conv} to decode them. Further, each of the reparameterizations ϕ is defined as a rank-2 tensor (a matrix), where each row corresponds to a "sample" from the learned distribution. The operations in f apply the same transformation to each row (figure 3). As an example, in f_{conv} , each spatial $H \times W$ matrix of filter coefficients is assumed to be a sample from the same distribution. We describe how this aids in compression in the following section.

Our method can be applied analogously to various model partitionings. In fact, in our experiments, we vary the size of the groups, i.e., the number of parameters assumed i.i.d., depending on the total number of parameters of the model (Θ). The size of the groups parameterizes a trade-off between compressibility and overhead: if groups consisted of just one scalar parameter each, compressibility would be maximal, since q would degenerate (i.e., would capture the value of the parameter with certainty). However, the overhead would be maximal, since \mathcal{F} and q would have a large number of parameters that would need to be included in the model size (defeating the purpose of compression). On the other hand, encoding all parameters of the model with one and the same decoder and scalar distribution would minimize overhead, but may be overly restrictive by failing to capture distributional differences amongst all the parameters, and hence lead to suboptimal compressibility. We describe the group structure of each network that we use in more detail in the experiments section.

2.2 Compressing Φ with Shannon coding

In order to apply a Shannon-style entropy coder efficiently to the reparameterizations Φ , we need a discrete alphabet of representers and associated probabilities for each representer. Rather than handling an expressive set of representers, as in VQ, we choose to fix them to the integers, and achieve expressivity via the parameter decoders \mathcal{F} instead.

Each $\phi \in \mathbb{Z}^{d \times \ell}$ is a matrix interpreted as consisting of d samples from a discrete probability distribution producing vectors of dimension ℓ . We fit a factorized probability model

$$q(\phi) = \prod_{j=1}^d \prod_{i=1}^{\ell} q_i(\phi_{j,i}) \quad (5)$$

to each column i of ϕ , using ℓ different probability models q_i for each corresponding parameter decoder (the form of q_i is described in the next section). Fitting of probability models is typically done by minimizing the negative log-likelihood. Assuming ϕ follows the distribution q , Shannon's source coding theorem states that the minimal length of a bit sequence encoding ϕ is the self-information of ϕ under q :

$$I(\phi) = -\log_2 q(\phi), \quad (6)$$

which is identical to Shannon cross entropy up to an expectation operator, and identical to the negative log likelihood up to a constant factor. By minimizing I over q and ϕ during training, we thus achieve two goals: 1) we fit q to the model parameters in a maximum likelihood sense, and 2) we directly optimize the parameters for compressibility.

After training, we design an arithmetic code for q , and use it to compress the model parameters. This method incurs only a small overhead over the theoretical bound due to the finite length of the bit sequence (arithmetic coding is asymptotically optimal). Practically, the overhead amounts to less than 1% of the size of the bit sequence; thus, self-information is an excellent proxy for model size. Further overhead results from including a description of Ψ , the parameters of the parameter decoders, as well as of q itself (in the form of a table) in the model size. However, these can be considered constant and small compared to the total model size, and thus do not need to be explicitly optimized for.

The overall loss function is simply the additive combination of the original cross-entropy classification

loss under reparameterization with the self-information of all reparameterizations:

$$L(\Phi, \Psi) = \mathbb{E}_{(x,y) \sim D} [-\log p(y|x; \mathcal{F}(\Phi))] + \lambda \sum_{\phi \in \Phi} I(\phi). \quad (7)$$

We refer to the second term (excluding the constant λ) as the *rate loss*. By varying λ across different experiments, we can explore the Pareto frontier of compressed model size vs. model accuracy. To compare our method to other work, we varied λ such that our method produced similar accuracy, and then compared the resulting model size.

2.3 Discrete optimization

Since Φ is discrete-valued, we need to make some further approximations in order to optimize L over it using stochastic gradient descent. To get around this, we maintain continuous surrogates $\tilde{\Phi}$.

For optimizing the classification loss, we use the “straight-through” gradient estimator Bengio et al., 2013, which provides a biased gradient estimate but has shown good results in practice. This consists of rounding the continuous surrogate to the nearest integer during training, and ignoring the rounding for purposes of backpropagation. After training, we only keep the discretized values.

In order to obtain good estimates for both the rate term and its gradient during training, we adopt a relaxation approach previously described in (Ballé, Minnen, et al., 2018); the code is provided as an open source library². In a nutshell, the method replaces the probability mass functions q_i with a set of non-parametric continuous density functions, which are based on small ANNs. These density models are fitted to $\hat{\phi}_{j,i} + n_{j,i}$, where $n_{j,i} \sim \mathcal{U}(-\frac{1}{2}, \frac{1}{2})$ is i.i.d. uniformly distributed additive noise. This turns out to work well in practice, because the negative log likelihood of these noise-affected variates under the continuous densities approximates the self-information I :

$$I(\phi) \approx \sum_{j=1}^d \sum_{i=1}^{\ell} -\log_2 \tilde{q}_i(\phi_{j,i} + n_{j,i}), \quad (8)$$

where \tilde{q}_i denote the density functions. Once the density models are trained, the values of the probability mass functions modeling ϕ are derived from the substitutes \tilde{q}_i and stored in a table, which is included in the model description. The parameters of \tilde{q}_i are no longer needed after training.

3 Experiments

For our MNIST and CIFAR-10 experiments, we evaluate our method by applying it to four distinct image classification networks: LeNet300-100 (Lecun et al., 1998) and LeNet-5-Caffe³ on MNIST (LeCun and Cortes, 2010), and VGG-16⁴ (Simonyan and Zisserman, 2015) and ResNet-20 (He et al., 2016b; Zagoruyko and Komodakis, 2016) with width multiplier 4 (ResNet-20-4) on CIFAR-10 (Zagoruyko and Komodakis, 2016). We train all our models from scratch and compare them with recent state-of-the-art methods Bayesian Compression (Louizos, Ullrich, et al., 2017), Sparse Variational Dropout (Molchanov et al., 2017), and Minimal Random Code Learning (Havasi et al., 2018) by quoting their performance from respective publications. For our ImageNet experiments, we evaluate our method on the ResNet-18 and ResNet-50 (He et al., 2016a) networks, and compare it to Coreset-based compression (Dubey et al., 2018), a recent state of the art compression technique that includes pruning and Deep Compression. Note that compared to many previous approaches, we do not initialize the network with pre-trained weights.

We found it useful to use two separate optimizers: one to optimize the variables of the probability model and one to optimize the variables of the network. The optimizer for the probability model is always Adam (Kingma and Ba, 2014) with a learning rate of 0.0001. We chose to always use Adam because the parameter updates used by Adam are independent of any scaling of the objective (when its hyper-parameter ϵ is sufficiently small). In our method, the probability model variables only get gradients from the entropy loss which is scaled by the rate penalty λ . Adam normalizes out this scale and makes the learning rate of the probability model independent of λ and of other hyperparameters such as the model partitioning.

²<https://github.com/tensorflow/compression>

³<https://github.com/BVLC/caffe/tree/master/examples/mnist>

⁴<http://torch.ch/blog/2015/07/30/cifar.html>

3.1 MNIST Experiments

We apply our method to two LeNet variants: LeNet300-100 and LeNet5-Caffe and report results in Table 1. We train the networks using Adam with a constant learning rate of 0.001 for 200,000 iterations. To remedy some of the training noise from quantization, we maintain an exponential moving average (EMA) of the weights and evaluate using those. Note that this does not affect the quantization, as quantization is performed after the EMA variables are restored.

LeNet300-100 consists of 3 fully connected layers. We partitioned this network into three parameter groups: one for the first two fully connected layers, one for the classifier layer, and one for biases. LeNet5-Caffe consists of two 5×5 convolutional layers followed by two fully connected layers, with max pooling following each convolutional layer. We partitioned this network into four parameter groups: One for both of the convolutional layers, one for the penultimate fully connected layer, one for the final classifier layer, and one for the biases.

As evident from Table 1, for the larger LeNet300-100 model, our method outperforms all the baselines while maintaining a comparable error rate. For the smaller LeNet5-Caffe model, our method is second only to Minimal Random Code Learning (Havasi et al., 2018). Note that in both of the MNIST models, the number of probability distributions $\ell = 1$ in every parameter group, including in the convolutional layers. To be precise, the $\phi_{k,W}$ for the convolutional weights $\theta_{k,W}$ will be $H \cdot W \cdot I \cdot O \times 1$. We found that this gives a better trade-off, since the model is small to begin with, and having $\ell = 5 \cdot 5 = 25$ scalar probability models for 5×5 convolutional layers would have too much overhead.

For both of the MNIST models, we found that letting each subcomponent of \mathcal{F} be a simple dimension-wise scalar affine transform (similar to f_{dense} in figure 3), was sufficient. Since each ϕ is quantized to integers, having a flexible scale and shift leads to flexible SQ, similar to in (Louizos, Reisser, et al., 2018). Due to the small size of the networks, more complex transformation functions lead to too much overhead.

3.2 CIFAR-10 Experiments

We apply our method to VGG-16 (Simonyan and Zisserman, 2015) and ResNet-20-4 (He et al., 2016b; Zagoruyko and Komodakis, 2016) and report the results in Table 1. For both VGG-16 and ResNet-20-4, we use momentum of 0.9 with an initial learning rate of 0.1, and decay by 0.2 at iterations 256,000, 384,000, and 448,000 for a total of 512,000 iterations. This learning rate schedule was fixed from the beginning and was not tuned in any way other than verifying that our models' training loss had converged.

VGG-16 consists of 13 convolutional layers of size 3×3 followed by 3 fully connected layers. We split this network into four parameter groups: one for all convolutional layers and one each all fully connected layers. We do not compress biases. We found that our biases in float32 format add up to about 20 KB, and we add that to our reported numbers. ResNet-20-4 consists of 3 ResNet groups with 3 residual blocks each. There is also an initial convolution layer and a final fully connected classification layer. We partition this network into two parameter groups: one for all convolutional layers and one for the final classification layer. We also do not compress biases but include them in our results; they add up to about 11 KB.

For VGG-16 and ResNet-20-4 convolutions, $\ell = O \times I = 9$; f_{conv} and f_{dense} are exactly as pictured in figure 3. To speed up training, we fixed ϕ_W . We found that the inverse real-valued discrete Fourier transform (DFT; Ballé, 2018) performs much better than SQ, or any random orthogonal matrix (Table 1). From the error vs. rate plot in figure 4b, the benefit of using a linear transform in the high compression regime is evident. VGG-16 and ResNet-20-4 both contain batch normalization (Ioffe and Szegedy, 2015) layers that include a moving average for the mean and variance. Following (Havasi et al., 2018), we do not include the moving averages in our reported numbers. We do, however, include the batch normalization bias term β and let it function as the bias for each layer (γ is set to a constant 1).

3.3 ImageNet Experiments

For the ImageNet dataset (Russakovsky et al., 2015), we reproduce the training setup and hyperparameters from He et al. (2016a). All 3×3 convolutional layers belong to a single parameter group, similar to our CIFAR experiments, 1×1 convolutional layers to a single group (applicable to ResNet-

Model	Algorithm	Size	Error (Top-1)
LeNet300-100 (MNIST)	Uncompressed	1.06 MB	1.6%
	Bayesian Compression (GNJ)	18.2 KB (58x)	1.8%
	Bayesian Compression (GHS)	18.0 KB (59x)	2.0%
	Sparse Variational Dropout	9.38 KB (113x)	1.8%
	Our Method (SQ)	8.56 KB (124x)	1.9%
LeNet5-Caffe (MNIST)	Uncompressed	1.72 MB	0.7%
	Sparse Variational Dropout	4.71 KB (365x)	1.0%
	Bayesian Compression (GHS)	2.23 KB (771x)	1.0%
	Minimal Random Code Learning	1.52 KB (1110x)	1.0%
	Our Method (SQ)	2.84 KB (606x)	0.9%
VGG-16 (CIFAR-10)	Uncompressed	60 MB	6.6%
	Bayesian Compression	525 KB (116x)	9.2%
	Minimal Random Code Learning	417 KB (159x)	6.6%
	Minimal Random Code Learning	168 KB (452x)	10.0%
	Our Method (DFT)	101 KB (590x)	10.0%
ResNet-20-4 (CIFAR-10)	Uncompressed	17.2 MB	5%
	Our Method (SQ)	176 KB (97x)	10.3%
	Our Method (DFT)	128 KB (134x)	8.8%
ResNet-18 (ImageNet)	Uncompressed	46.7 MB	30.0%
	AP + Coreset-S	3.11 MB (15x)	32.0%
	Our Method (SQ)	2.78 MB (17x)	30.0%
	Our Method (DFT)	1.97 MB (24x)	30.0%
ResNet-50 (ImageNet)	Uncompressed	102 MB	25%
	AP + Coreset-S	6.46 MB (16x)	26.0%
	Our Method (SQ)	5.91 MB (17x)	26.5%
	Our Method (DFT)	5.49 MB (19x)	26.0%

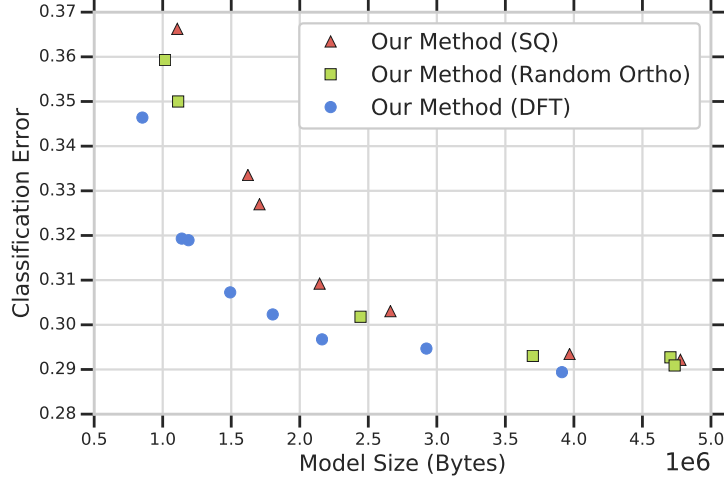
Table 1: Our compression results compared to the existing state of the art. Our method is able to achieve higher compression than previous approaches in LeNet300-100, VGG-16, and ResNet-18/50, while maintaining comparable prediction accuracy. We have reported the models that have the closest accuracy to the baselines, but for the complete view of the trade-off refer to Figures 4a and 4b. For VGG-16 and ImageNet experiments, we report a median of three runs with a fixed entropy penalty. For ResNet-20-4, we report the SQ and DFT points closest to 10% error from 4b. Note that the values we reproduce here for MRC are the corrected values found in the OpenReview version of their paper.

50), and all the remaining layers in their own groups. This gives a total of 4 parameter groups for ResNet-50 and 3 groups for ResNet-18. Analogously to the CIFAR experiments, we compare SQ to using random orthogonal or DFT matrices for reparameterizing the convolution kernels (figure 4a).

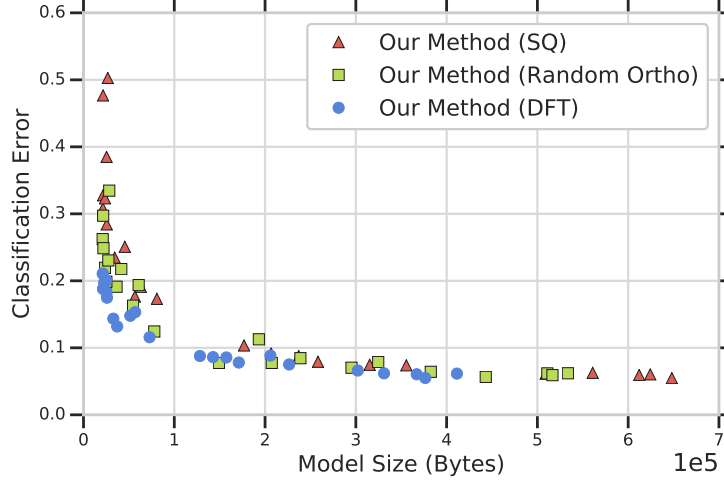
4 Discussion

Existing model compression methods are typically built on a combination of *pruning*, *quantization*, or *coding*. Pruning involves sparsifying the network either by removing individual parameters or higher level structures such as convolutional filters, layers, activations, etc. Various strategies for pruning weights include looking at the Hessian (Cun et al., 1990) or just their ℓ_p norm (Han et al., 2015). Srinivas and Babu (2015) focus on pruning individual units, and H. Li et al. (2016) prunes convolutional filters. Louizos, Ullrich, et al. (2017) and Molchanov et al. (2017), which we compare to in our compression experiments, also prune parts of the network. Pruning is a simple approach to reduce memory requirements as well as computational complexity, but doesn’t inherently tackle the problem of efficiently representing the parameters that are left. Here, we primarily focus on the latter: given a model architecture and a task, we’re interested in finding a set of parameters which can be described in a compact form and yield good prediction accuracy. Our work is largely orthogonal to the pruning literature, and could be combined for additional performance.

Quantization involves restricting the parameters to a small set of unique values. There is work in binarizing or ternarizing networks (Courbariaux et al., 2015; F. Li et al., 2016; Zhou et al., 2018) via



(a) ResNet-18 (ImageNet)



(b) ResNet-20-4 (CIFAR-10)

Figure 4: Error vs. Rate plot for ResNet-18 on ImageNet and ResNet-20-4 on CIFAR-10 for SQ, DFT transformation, and a random orthogonal transformation. The DFT transformation is clearly beneficial in comparison to the other two transforms. All experiments were trained with the same hyper-parameters (including the set of entropy penalties), only differing in the transformation matrix.

either straight-through gradient approximation (Bengio et al., 2013) or stochastic rounding (Gupta et al., 2015). Recently, Louizos, Reisser, et al. (2018) introduced a new differentiable quantization procedure that relaxes quantization. We use the straight-through heuristic, but could possibly use other stochastic approaches to improve our methods. While most of these works focus on uniform quantization, Baskin et al. (2018) also extend to non-uniform quantization, which our generalized transformation function amounts to. Han et al. (2015) and Ullrich et al. (2017) share weights and quantize by clustering, and Chen et al. (2015) randomly enforce weight sharing, and thus effectively perform VQ with a pre-determined assignment of parameters to representers.

Coding (entropy coding, or Shannon-style compression) methods produce a bit sequence that can allow convenient storage or transmission of a trained model. This generally involves quantization as a first step, followed by methods such as Huffman coding (Huffman, 1952), arithmetic coding (Rissanen and Langdon, 1981), etc. Entropy coding methods exploit a known probabilistic structure of the data to produce optimized binary sequences whose length ideally closely approximates the cross entropy of the data under the probability model. In many cases, authors represent the quantized values directly as binary numbers with few digits (Courbariaux et al., 2015; F. Li et al., 2016; Louizos, Reisser, et al., 2018), which effectively leaves the probability distribution over the values unexploited

for minimizing model size; others do exploit it (Han et al., 2015). Some recent work has claimed improved compression performance by skipping quantization altogether (Havasi et al., 2018). Our work focuses on coding with quantization.

Our method has parallels to recent work in learned image compression (Ballé, Laparra, et al., 2016; Ballé, Minnen, et al., 2018) that uses end-to-end trained deep models for significant performance improvements in lossy image compression. These models operate in the general framework of *transform coding*, which is highly related to the concept of autoencoders. Our method can be viewed as having just a decoder transformation that is used to transform the latent representation into the model parameters.

Besides the trade-off between model size and prediction accuracy, which all model compression methods face to some extent, our approach reveals an additional trade-off: the one between the entropy of the parameters themselves and the overhead, which includes the size of the parameters of \mathcal{F} and a description of q . Together, they determine how the model parameters are quantized and how their probabilistic structure is exploited for coding. Due to the freedom in choosing \mathcal{F} via hyperparameters, which include partitioning the model into parameter groups, sharing parameters between them, and specifying the form of each subcomponent of \mathcal{F} (such as scalar affine, fully linear, or even more complex forms), we can explore this trade-off more thoroughly and more explicitly than existing methods, which often quantize parameters directly in the parameter space.

It appears that models with a larger set of parameters, such as the VGG and especially ResNet architectures we experiment with, particularly benefit from this, because with a larger number of layers or filters, there appears to be a greater potential for the overhead (cost of transmitting the parameters of f and q) to amortize. For this reason, we expect our method to perform especially well in practical applications with large networks. Still, our method is conceptually simple and yields competitive and state-of-the-art results even on small networks such as LeNet.

5 Conclusion

We describe a model compression method drawing inspiration from recent latent-variable models used for data compression. The approach amounts to representing the model parameters in a latent space, which is discretized and equipped with an entropy penalty. It augments the task objective during training, enabling end-to-end optimization. Our approach leads both to quantized network parameters with a small set of unique weights and a small compressed model size, while preserving prediction accuracy.

As an interesting topic for future work, we may consider the question of whether the overhead may be reduced by applying compression strategies in turn to the parameters of \mathcal{F} and q , or whether the overhead can be amortized across several model instances, and potentially even across different architectures and/or tasks.

References

- Ballé, Johannes (2018). “Efficient Nonlinear Transforms for Lossy Image Compression”. In: *Picture Coding Symposium (PCS)*, 2018.
- Ballé, Johannes, Valero Laparra, and Eero P. Simoncelli (2016). *End-to-end Optimized Image Compression*. arXiv: 1611.01704 [cs.CV].
- Ballé, Johannes, David Minnen, et al. (2018). “Variational image compression with a scale hyperprior”. In: *arXiv preprint arXiv:1802.01436*.
- Baskin, Chaim et al. (2018). “UNIQ: Uniform Noise Injection for the Quantization of Neural Networks”. In: *arXiv preprint arXiv:1804.10969*.
- Bengio, Yoshua, Nicholas Léonard, and Aaron Courville (2013). “Estimating or propagating gradients through stochastic neurons for conditional computation”. In: *arXiv preprint arXiv:1308.3432*.
- Chen, Wenlin et al. (2015). “Compressing Neural Networks with the Hashing Trick”. In: *Proceedings of the 32nd International Conference on Machine Learning*. Ed. by Francis Bach and David Blei. Vol. 37. Proceedings of Machine Learning Research. Lille, France: PMLR, pp. 2285–2294. URL: <http://proceedings.mlr.press/v37/chenc15.html>.

- Courbariaux, Matthieu, Yoshua Bengio, and Jean-Pierre David (2015). “BinaryConnect: Training Deep Neural Networks with binary weights during propagations”. In: *Advances in Neural Information Processing Systems* 28. Ed. by C. Cortes et al. Curran Associates, Inc., pp. 3123–3131.
- Cun, Yann Le, John S. Denker, and Sara A. Solla (1990). “Optimal Brain Damage”. In: *Advances in Neural Information Processing Systems*. Morgan Kaufmann, pp. 598–605.
- Dubey, Abhimanyu, Moitreyia Chatterjee, and Narendra Ahuja (2018). “Coreset-Based Neural Network Compression”. In: *CoRR* abs/1807.09810. arXiv: 1807.09810. URL: <http://arxiv.org/abs/1807.09810>.
- Gupta, Suyog et al. (2015). “Deep Learning with Limited Numerical Precision”. In: *Proceedings of the 32Nd International Conference on International Conference on Machine Learning - Volume 37*. ICML’15. Lille, France: JMLR.org, pp. 1737–1746. URL: <http://dl.acm.org/citation.cfm?id=3045118.3045303>.
- Han, Song, Huizi Mao, and William J Dally (2015). “Deep compression: Compressing deep neural networks with pruning, trained quantization and huffman coding”. In: *arXiv preprint arXiv:1510.00149*.
- Havasi, Marton, Robert Peharz, and José Miguel Hernández-Lobato (2018). “Minimal Random Code Learning: Getting Bits Back from Compressed Model Parameters”. In: *arXiv preprint arXiv:1810.00440*.
- He, Kaiming et al. (2016a). “Deep residual learning for image recognition”. In: *Proceedings of the IEEE conference on computer vision and pattern recognition*, pp. 770–778.
- (2016b). “Identity Mappings in Deep Residual Networks”. In: *Lecture Notes in Computer Science*, pp. 630–645. DOI: 10.1007/978-3-319-46493-0_38.
- Huffman, David A. (1952). “A Method for the Construction of Minimum-Redundancy Codes”. In: *Proceedings of the Institute of Radio Engineers* 40.9, pp. 1098–1101.
- Ioffe, Sergey and Christian Szegedy (2015). *Batch Normalization: Accelerating Deep Network Training by Reducing Internal Covariate Shift*. arXiv: 1502.03167 [cs.LG].
- Kingma, Diederik P and Jimmy Ba (2014). “Adam: A method for stochastic optimization”. In: *arXiv preprint arXiv:1412.6980*.
- LeCun, Yann and Corinna Cortes (2010). “MNIST handwritten digit database”. In: URL: <http://yann.lecun.com/exdb/mnist/>.
- Lecun, Yann et al. (1998). “Gradient-based learning applied to document recognition”. In: *Proceedings of the IEEE*, pp. 2278–2324.
- Li, Fengfu, Bo Zhang, and Bin Liu (2016). *Ternary Weight Networks*. arXiv: 1605.04711 [cs.CV].
- Li, Hao et al. (2016). “Pruning filters for efficient convnets”. In: *arXiv preprint arXiv:1608.08710*.
- Louizos, Christos, Matthias Reisser, et al. (2018). “Relaxed Quantization for Discretized Neural Networks”. In: *arXiv preprint arXiv:1810.01875*.
- Louizos, Christos, Karen Ullrich, and Max Welling (2017). “Bayesian compression for deep learning”. In: *Advances in Neural Information Processing Systems*, pp. 3288–3298.
- Molchanov, Dmitry, Arsenii Ashukha, and Dmitry Vetrov (2017). “Variational dropout sparsifies deep neural networks”. In: *arXiv preprint arXiv:1701.05369*.
- Rissanen, Jorma and Glen G. Langdon Jr. (1981). “Universal modeling and coding”. In: 27.1. DOI: 10.1109/TIT.1981.1056282.
- Russakovsky, Olga et al. (2015). “ImageNet Large Scale Visual Recognition Challenge”. In: *International Journal of Computer Vision (IJCV)* 115.3, pp. 211–252. DOI: 10.1007/s11263-015-0816-y.
- Shannon, Claude E. (1948). “A Mathematical Theory of Communication”. In: *The Bell System Technical Journal* 27.3. DOI: 10.1002/j.1538-7305.1948.tb01338.x.
- Simonyan, K. and A. Zisserman (2015). “Very Deep Convolutional Networks for Large-Scale Image Recognition”. In: *International Conference on Learning Representations*.
- Srinivas, Suraj and R Venkatesh Babu (2015). “Data-free parameter pruning for deep neural networks”. In: *arXiv preprint arXiv:1507.06149*.
- Ullrich, Karen, Edward Meeds, and Max Welling (2017). “Soft weight-sharing for neural network compression”. In: *arXiv preprint arXiv:1702.04008*.
- Zagoruyko, Sergey and Nikos Komodakis (2016). “Wide Residual Networks”. In: *Proceedings of the British Machine Vision Conference 2016*. DOI: 10.5244/c.30.87. URL: <http://dx.doi.org/10.5244/C.30.87>.
- Zhou, Aojun et al. (2018). “Explicit Loss-Error-Aware Quantization for Low-Bit Deep Neural Networks”. In: *The IEEE Conference on Computer Vision and Pattern Recognition (CVPR)*.