

# Practical User Feedback-driven Internal Search Using Online Learning to Rank

Rajhans Samdani, Pierre Rappolt, Ankit Goyal, Pratyus Patnaik  
 {rajhans, pierre, ankit, pratyus}@askspoke.com

## Abstract

We present a system, *Spoke*, for creating and searching internal knowledge base (KB) articles for organizations. *Spoke* is available as a SaaS (Software-as-a-Service) product deployed across hundreds of organizations with a diverse set of domains. *Spoke* continually improves search quality using conversational user feedback which allows it to provide better search experience than standard information retrieval systems without encoding any explicit domain knowledge. We achieve this by using a real-time online learning-to-rank (L2R) algorithm that automatically customizes relevance scoring for each organization deploying *Spoke* by using a query similarity kernel.

The focus of this paper is on incorporating practical considerations into our relevance scoring function and algorithm that make *Spoke* easy to deploy and suitable for handling events that naturally happen over the life-cycle of any KB deployment. We show that *Spoke* outperforms competitive baselines by up to 41% in offline F1 comparisons.

## 1 Introduction

This paper presents our system, *Spoke*, for storing and searching Knowledge Base (KB) articles for different organizations. *Spoke* is available as a SaaS (Software-as-a-Service) product that can be used by any organization for documenting and searching over their internal workplace articles. We start by discussing salient aspects of the problem of KB management as a SaaS product (KB SaaS).

### 1.1 Knowledge Base Search as a Service

Each organization using *Spoke*<sup>1</sup> for KB management creates a private corpus containing articles that are available only to the users from that organization. A user can query *Spoke* with their workplace queries, and the goal of *Spoke* is to respond with the right article if such an article already exists inside the KB. Table 1 shows four common domains, sample questions from these domains, and titles of KB articles (body of the article omitted for brevity) that answer these questions.

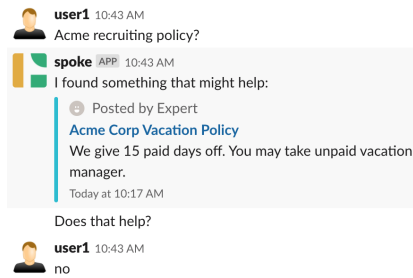
<sup>1</sup>www.askspoke.com

Indexing and searching over documents has been studied extensively in the information retrieval literature [Manning *et al.*, 2008; Harmon, 1996]. However, searching over internal KB is uniquely challenging when compared to web search and document retrieval tasks studied in academia [Robertson *et al.*, 1996] for the following reasons:

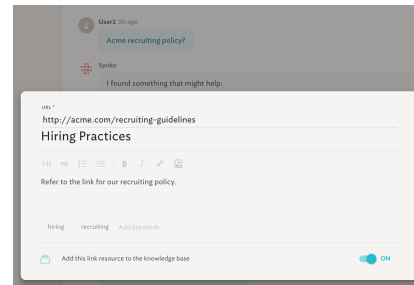
- **Dynamic KB:** Real world KB are dynamic. During the lifetime of a KB deployment, new KB articles are created or existing articles may be modified; old articles get less relevant or entirely outdated with the creation of new articles. E.g. an article on *Sales Process Outline* created in 2017 will become outdated in 2019 as the sales process changes. This poses a challenge for ML-based search system which must be designed to quickly unlearn old behavior with new conflicting information.
- **Siloed Datasets:** The KBs from different organizations are siloed and so information and signals across them cannot be directly combined to train an ML system. This is unlike web search [Yin *et al.*, 2016] where millions of query url pairs are available.
- **Article Type:** Articles inside an organization can belong to arbitrary domains each having its specific semantics and jargon. E.g. articles from IT domains often contain names of internal servers or printers that are not a part of common knowledge. It is not scalable to inject knowledge and semantics specific to each domain in the search system. Furthermore, articles can take various forms, which may not be easily indexed: files (pdfs, Microsoft Word Docs, etc), images, hyperlinks, etc.
- **Scalable ML:** *Spoke* is deployed in thousands of separate organizations, thus it is not possible to separately train an ML-based search model for each deployment.

### Limitations of Internal KB Search over Web Search

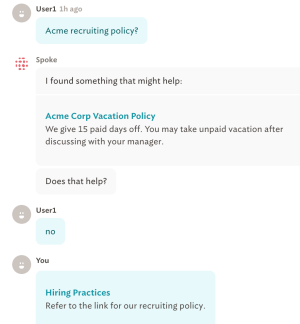
In the last few decades, the web search experience has improved significantly using multiple signals e.g. graph-based signals [Kleinberg, 1999; Brin and Page, 1998], anchor text [Chakrabarti *et al.*, 1999], web click mining [Joachims *et al.*, 2005], etc. However, these signals are not available for internal KB search which has been restricted to term-match based features. While neural networks based approaches [Gysel *et al.*, 2018; Chakravarti *et al.*, 2017; Bai *et al.*, 2010] show great promise at learning relevance and semantics, they require a large amount of in-domain data,



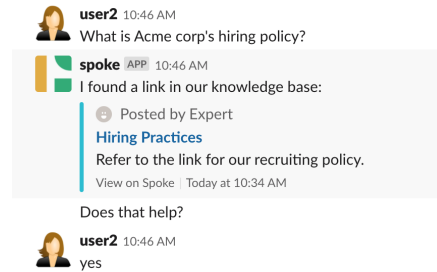
(a) User1 gives negative feedback to incorrect answer.



(b) Expert creating a new KB article.



(c) Expert responding to user1 with the right KB article.



(d) User2 gets a correct answer from Spoke.

Figure 1: Example illustrating how *Spoke* deployed for a hypothetical organization *Acme corp* learns from user and expert feedback. 1a shows a user asking a query that *Spoke* answers with an incorrect KB (chosen due to large term overlap) and the user rejects the answer. 1b shows an expert recognizing an information gap is creating an appropriate KB article in *Spoke*'s web UI. 1c shows that user1's question is routed to the expert who is responding with the correct KB article. 1d: another user asks a similar query to *Spoke* but this time *Spoke* gives the right response. *Spoke* learns from the negative user feedback and the positive expert feedback and adapts.

which is not possible in KB SaaS setup due to as the datasets are siloed. To this end, we have designed our system *Spoke* to extract more signal by using user interactions.

### Feedback-driven search experience in *Spoke*

We show how organizations typically use *Spoke* and illustrate the feedback-driven search process. Organizations usually have a few experts who are in charge of helping end users with their questions. These experts are also responsible for creating KB articles in *Spoke* to answer user questions. Each KB article in *Spoke* has a four user-supplied fields that can be indexed: TITLE, BODY, KEYWORDS, and LINK. Users issue their questions via conversational media like chat. *Spoke* responds with one answer or no answer (when it is not confident in the relevance of any article.) In case a user expresses unhappiness with the results, *Spoke* reaches out to the experts that can then respond to the query by either creating a new KB article in response (recognizing an information gap) or by responding with an existing KB answer that *Spoke* missed. This process is illustrated in Figure 1. Since prediction of user happiness is not the focus of this work, we simply predict user happiness using a simple regular expressions-based system.

## 1.2 Contribution

This paper discusses the design of our KB system *Spoke* that address the challenges of KB SaaS discussed in Sec. 1.1. Our paper makes the following contributions:

1. Support real-time online learning to rank i.e. *Spoke* learns from user and expert feedback in real time.
2. We use a novel trick to change the scoring function which allows *unlearning* of old information using a constant amount of new user feedback. This allows the KB search to evolve with the updation and deletion of old KB articles and addition of new KB articles.
3. We present a relevance scoring function that explicitly models high-dimensional lexical features (e.g. raw words) in a kernelized form using query similarity functions.
4. We show that our adaptive system outperforms a strong L2R baseline by upto 41% in offline experiments. Our system is deployed for hundreds of orgs and is continually getting better at returning relevant results.

## 2 Relevance Scoring with Online L2R

In this section, we will show how we design a relevance scoring function for KB SaaS addressing the challenges listed in Sec. 1.1. We also present an algorithmic overview of KB management in *Spoke*.

### 2.1 Formal Problem Definition

Let  $q$  be a query and let  $d$  be a KB article. As detailed above, we allow users to provide positive or negative feedback for a query  $q$  and document  $d$ . Let us assume at time  $t$ , we get feedback  $y_t \in \{-, +\}$  for query  $q_t$  and document  $d$ . For

KB Domains	Sample Knowledge-seeking Questions	Sample KB titles
Information Technology (IT)	“How do I get on the VPN?” “My macbook froze. Help!”	“Connecting to the VPN” “Troubleshooting Macbook”
Human Resources (HR)	“Do we support 401k?” “Where is our recruiting rubrik?”	“Retirement benefits” “Hiring guideines”
Sales	“Maximum amount I can spend on a client dinner” “Where can I find the Q4 sales numbers?”	“Client Dinner Expenses”, “Sales Dashboards”
Marketing	“Brand assets”	“Where is our brand logo?”

Table 1: KB domains, questions for these domains sampled from our usage data, and titles of KB that answer these questions.

document  $d$ , let us define all the positive feedback queries as:

$$Q_d^+ = \{(q_t) \text{ s.t. } y_t = +\}_t . \quad (1)$$

Similarly define  $Q_d^-$ . Let  $Q_d = Q_d^+ \cup Q_d^-$ . Our goal is to design a system that can learn from  $\mathcal{Q} = \{Q_d, \forall d\}$  to improve relevance scoring for the organization.

## 2.2 Scoring with Pairwise and Lexical Scores

As a first step, we model the relevance score as a sum of pairwise match-based score and lexicalized score as:

$$\begin{aligned} s(q, d) &= f^1(\psi_{\text{pairwise}}(q, d); \theta_1) + f^2(\psi_{\text{lex}}(q, d); \theta_2^d) \\ &= s_{\text{static}}(q, d) + s_{\text{adapt}}(q, d) \end{aligned} \quad (2)$$

for appropriate functions  $f^1$  and  $f^2$  and features  $\psi_{\text{pairwise}}$  and  $\psi_{\text{lex}}(q, d)$ , which are defined below.

1. *Pairwise match features*,  $\psi_{\text{pairwise}}(q, d)$ : These features compute the match between query and document using different textual match-based feature extractors e.g. term-based similarity like BM25 [Robertson *et al.*, 1996]; semantic similarity like Word2Vec [Mikolov *et al.*, 2013] based dot product; synonyms match, etc.  $\psi_{\text{pairwise}}(q, d)$  are computed by applying these feature extractors over the query and different textual fields of  $d$  like TITLE and BODY. We use around 50 match features in our system (see Sec. 4.3).
2. *Lexical features*,  $\psi_{\text{lex}}(q, d)$ : Refers to raw words or word-based features (e.g. embeddings) that are extracted from queries in the training corpus  $\mathcal{Q}$  and are associated with documents  $d$ . These features allow us to extract associations of specific query words with documents. For example a document about TAX FORMS may have words like W2, 1099, IRS associated with it as lexical features. Lexical features have large dimensionality and hence are vastly more expressive than the match features and crucial to expressing semantics of the domain in our scoring function.

Fuurthermore, we use the pairwise match features in a static scoring function  $s_{\text{static}}$  that is fixed for all articles (and all organizations using *Spoke*) and the lexical features in an adaptive scoring function  $s_{\text{adapt}}$  which is trained from query feedback  $Q_d$  for each organization separately. The advantage of this approach is that we can create  $s_{\text{static}}$  *offline* using pre-labeled training examples using state-of-the-art Learning-To-Rank (L2R) techniques [Joachims, 2002; Burges, 2010] with only a few hundred examples while allowing customizing the overall score for each organization.

We will compare our adaptive algorithm to purely static baseline in Sec. 4. Next we describe how we create the adaptive part of the scoring function.

## 2.3 Adapt Lexical Match from Feedback

The query feedback-based score of each document is expressed using lexical features,  $\psi_{\text{lex}}$  as

$$s_{\text{adapt}}(q, d) = f^2(\psi_{\text{lex}}(q, d); \theta_2^d) . \quad (3)$$

Letting  $\Theta = \{\theta_2^d\}$  be the set of parameters over all documents,  $\Theta$  can be trained by empirical risk minimization (ERM) over examples  $Q$ :

$$\arg \min_{\Theta} \sum_{(q, d), y \in Q} L(y, f^2(\psi_{\text{lex}}(q, d); \theta_2^d) + s_{\text{static}}(q, d)) + \Omega(\Theta), \quad (4)$$

where  $L$  is a loss function and  $\Omega$  is a regularizer (e.g. L2 norm). This setup of directly training weights over lexical or word-based features is exemplified by [Radlinski and Joachims, 2005; Bai *et al.*, 2010].

However, rather than representing parameters over lexical features, we express the score in a *dual* kernelized [Lodhi *et al.*, 2002] form<sup>2</sup>:

$$\begin{aligned} s_{\text{adapt}}(q, d) &= \beta g \left( \{w_d(q') s_{\text{qsim}}(q, q')\}_{q' \in Q_d^+} \right) \\ &\quad - \gamma g \left( \{w_d(q'') s_{\text{qsim}}(q, q'')\}_{q'' \in Q_d^-} \right) , \end{aligned} \quad (5)$$

where  $s_{\text{qsim}}$  is an appropriate kernel function representing similarity between two queries,  $w_d(q') \geq 0$  is the weight of query  $q'$  for document  $d$ ,  $g : \mathbb{R}^+ \times \mathbb{R}^+ \times \dots \Rightarrow \mathbb{R}^+$  is a function that aggregates the query similarity scores, and  $\beta, \gamma \geq 0$  are constants. We justify this choice in Sec. 2.5, where we show how the kernelized representation in Eq. 5 is as expressive as the primal featurized representation in Eq. 3 when  $g = \text{sum}$  function, and in addition provides several practical advantages.

Combining 2 and 5, the relevance score for KB article  $d$  is

$$\begin{aligned} s(q, d) &= f(\psi_{\text{pairwise}}(q, d)) + \beta g \left( \{w_d(q') s_{\text{qsim}}(q, q')\}_{q' \in Q_d^+} \right) \\ &\quad - \gamma g \left( \{w_d(q'') s_{\text{qsim}}(q, q'')\}_{q'' \in Q_d^-} \right) . \end{aligned} \quad (6)$$

Next, we discuss how we select the key parameters in Eq. 6.

## 2.4 Choosing Parameters for Adaptive Scoring

In this section, we show how we select the key parameters of  $s$ : the query similarity kernel  $s_{\text{qsim}}$ , the query score aggregator function  $g$ , and weights of past queries  $w_d$  in Eq. 6. The hyperparameters  $\beta$  and  $\gamma$  are tuned on development data.

<sup>2</sup>In the SVM literature, often referred to as the Kernel Trick.

### Choosing the Query Similarity Function $s_{qsim}$

The query similarity function  $s_{qsim}$  computes how similar two queries are in their intent. It is a fixed function and is constant across all *Spoke* deployments. This function can be a kernel function like cosine similarity over Bag-of-Words (BOW) but can also be more powerful learned functions like neural networks [Bogdanova *et al.*, 2015]. In our setup, we pick a simple yet expressive function,  $s_{qsim} = \text{CosineSimilarity}$  with TFIDF representations over unigrams and bigrams.

### Choosing the Aggregation Function $g$

As mentioned in Sec. 2.3 (and described further in detail in Sec. 2.5), if we want to mimic empirical risk minimization, we can choose  $g$  to be the **sum** function. However, from a practical KB design perspective, the function  $g$  must satisfy certain constraints which we discuss below.

1. **Monotonicity:**  $g$  should monotonically increase with larger values to ensure that replacing less similar queries with more similar increases the score:

$$g(d') \geq g(d), \forall d' \geq d, |d'| = |d| .$$

2. **Increasing:**  $g$  should monotonically increase with more positive values to ensure that adding an irrelevant query does not dilute the total query similarity output:

$$g(d \cup \{x\}) \geq g(d), \forall x \geq 0 .$$

3. **Bounded Magnitude:** Assuming  $s_{qsim}$  is bounded,  $g$  must have a bounded magnitude:

$$|s_{qsim}| \leq l \rightarrow |g| \leq cl ,$$

for some constant  $c$ . This somewhat surprising constraint is motivated by practical KB maintenance concerns. As discussed in Sec. 1.1, KBs change dynamically over time, as organizations add new KB articles to their *Spoke* deployment and as old articles get less relevant. We want *Spoke* to be able to learn to give higher scorer to new articles than old (potentially outdated) articles with a bounded number of mistakes (i.e. feedbacks). Eq. 2 shows that each article initially has a fixed static score to which the adaptive score  $s_{adapt}$  is added over time. Thus we can guarantee that new articles can get higher score than old articles with bounded mistakes only if the magnitude of  $s_{adapt}$  is bounded. Boundedness of  $s_{adapt}$  can be guaranteed (Eq. 5) only if  $g$  is also bounded.

The boundedness constraint rules out  $g = \text{sum}$  function (suggested by the ERM approach) since **sum** can grow unboundedly. Another reasonable aggregator **average** does not satisfy constraint 2. We propose to use  $g = \text{sum-top-k}$  that computes the sum of  $k$  highest values from a set wherein, for each new query  $q$ , we are summing the score of  $k$  most similar queries from past positive (negative) queries  $Q_d^+$  ( $Q_d^-$ ). This function is bounded by  $k|s_{qsim}|$  and it satisfies all of the above constraints.

### Training weights $w_d$ of queries

For implementing the function in Eq. 6, we store the queries from the user and expert feedback and train their weights using an online learning algorithm. We choose online learning over more common batch training [Guo *et al.*, 2016;

---

### Algorithm 1 Overview of *Spoke* deployed in an organization.

**Input:**  $k$  (number of queries to sum),  $\beta, \gamma$  (Eq 6), threshold  $\tau$  for KB confidence, maximum number of queries to store  $m$ , weights for user ( $\delta_u$ ) and expert feedback ( $\delta_e$ )

**Before *Spoke* is deployed:** Train model  $f$  offline over features  $\psi_{pairwise}$  to create static score  $s_{static}$ , and deploy it across all organizations using *Spoke*

**For a *Spoke* deployment in an organization:**

**for** time  $t = 1 \dots$  **do**

**if** new doc  $d$  created **then**

    Index  $d$ ; initialize  $Q_d^+ = Q_d^- = \emptyset$

**else if** query  $q_t$  is searched **then**

$D \leftarrow$  candidate-KB-articles( $q_t$ )

**for**  $d \in D$  **do**

      Compute  $s_{qsim}(q, q_t), \forall q \in Q_d$

      Pick top  $k$  highest scoring queries in  $Q_d^+$  and  $Q_d^-$

      Compute  $s(q_t, d)$  as in Eq 6

**end for**

$d_{max}, s_{max} \leftarrow \arg \max(s(q_t, d)), \max(s(q_t, d))$

**If**  $s_{max} > \tau$ , return  $d_{max}$  to the user

**else if** received feedback  $y \in \{-, +\}$  from person  $u$  for  $q_t, d$  **then**

$\delta \leftarrow \mathbb{I}_{u=expert} \mathbb{I}_{y=+} \delta_e - \mathbb{I}_{u=user} \mathbb{I}_{y=-} \delta_u$

**if**  $q_t \in Q_d^y$  (query already exists in corresponding set) **then**

$w_d^y(q_t) \leftarrow w_d^y(q_t) + \delta$  (update the weight)

**else**

$Q_d^y \leftarrow Q_d^y \cup \{q_t\}$ ,  $w_d^y(q_t) \leftarrow \delta$  (add new query, initializing weight)

**end if**

  Clip  $Q_d^y$  keeping only the most recently updated  $m$  queries

**end if**

**end for**

---

Gysel *et al.*, 2018; Bai *et al.*, 2010] as learning instantaneously is important for our product to show it's utility and win user trust. We store at most  $m = 100$  positive and negative queries for each article for scalability. We adopt a version of Perceptron-style additive update algorithm implemented in the dual space as described by [Shalev-Shwartz and Singer, 2007] which amounts to constant updates to query weights (initialized to zero). However, we make the update weights different for expert feedback ( $\delta_e$ ) than user feedback ( $\delta_u$ ) with  $\delta_e > \delta_u$  based on a practical insight that the relevance opinion of experts is more valuable than the opinion of a user.

### Algorithm

Algorithm 1 presents the overall strategy for handling various events — KB creation, searching, and feedback — in *Spoke*. Note that  $\mathbb{I}$  represents the indicator function.

## 2.5 Why Choose the Kernelized Form?

We make two arguments for choosing the kernelized form (Eq. 5) over the featurized form (Eq. 3).

### Expressiveness of the kernelized approach:

The kernelized scoring function in Eq. 5 subsumes the score in Eq. 3 for common feature functions  $\psi$  with appropriate choice of  $s_{qsim}, g$  and the constants. The reasoning follows from the celebrated Representer Theorem over Reproducing Kernel Hilbert Spaces (RKHS) [Hofmann *et al.*, 2008] (a generalization of the kernel trick). Using this theorem,

we can assert that having  $\psi_{lex}$  as normalized BOW features  $\psi_{lex}(q, d) = tf(q)/\|tf(q)\|$  in Eq. 3 is equivalent to setting  $s_{qsim}$  to CosineSim,  $g$  to the sum function, and by setting  $w_d$ ,  $\beta$ , and  $\gamma$  appropriately in Eq. 5.

### Practical Advantages of the kernelized approach:

Choosing the kernelized form for implementing  $s_{adapt}$  using query similarity rather than explicitly storing query features with documents confers three practical advantages.

1. We can leverage advances in deep learning by using more expressive deep query similarity model trained offline (e.g. [Bogdanova *et al.*, 2015]). Training deep models in online learning is far more challenging.
2. It gives an explicit handle over the influence of past queries (and the relative score of old documents vs new documents) by controlling the aggregation function  $g$ . As detailed in Section 2.4, we choose  $g = \text{sum-top-k}$  instead of the **sum**.
3. It allows faster deployment of new query features. E.g. consider the scenario where we change the lexical features by adding Word2Vec features to existing BOW features. In the Kernelized approach, we can achieve this without any retraining simply by replacing old query similarity function  $s_{qsim} = \text{CosineSim}$  with a new query similarity function  $s_{qsim} = \text{CosineSim} + \text{Word2VecSimilarity}$ . In the explicitly featurized approach, we will have to re-train and replace adapt models for all client organizations.

## 3 Related Work

There is a rich body of work [Grotov and de Rijke, 2016] on online L2R which relates it to contextual bandit formulation [Langford and Zhang, 2007]. However, to the best of our knowledge, all the published algorithms on online L2R assume the ability to inject random noise in the results for exploration (e.g. when using Thompson Sampling). In our deployment, we do not have the liberty to do this since our users see only one result and are quite sensitive to the quality of our results.

Our work is also related to lexicalized approaches to search which learn a large number of features explicitly based on query terms [Bai *et al.*, 2010]. Many recent neural approaches to IR also take into account terms using their embeddings [Gysel *et al.*, 2018] [Chakravarti *et al.*, 2017]. Also our work is closely related to a plethora of question answering work in NLP [Chen *et al.*, 2017], some of which use paraphrases [Fader *et al.*, 2013] for question answering which is akin to our notion of query similarity. However, there is some evidence [Guo *et al.*, 2016] to suggest that retrieval should be treated differently from question answering. [Bogdanova *et al.*, 2015] adapt the notion of query similarity towards semantically equivalent questions rather than actual paraphrases. One of the works that comes close to us is [Radlinski and Joachims, 2005] who create chains of related queries from web logs and extract lexical features from queries. Reader should also refer to [Avula *et al.*, ] for an analysis of using conversational platforms for search. The key features that makes our KB SaaS setup and algorithm apart from the related work are that we 1) use online learning since each organization uses *Spoke* differently, 2) do not inject noise in

Client Id	domain(s)	#KB	#q	avg q per KB
1	HR, IT, Safety	10	13	1.4
2	IT, HR, Finance, Office	135	192	1.43
3	HR	122	285	2.40
4	HR, Design, Facilities	58	185	3.21
5	HR, Office	202	384	1.96
6	IT	61	235	3.87
7	HR, Marketing, IT, Office	30	62	2.07
8	Business Ops, Legal, HR	206	1352	6.57
9	IT, HR, Ops, Product, Customer Support	39	100	2.62
10	Marketing, Sales, Product, Data Analysis	38	51	1.42
11	Knowledge	25	56	2.24
12	Legal, Product, HR, Ops IT, Education, Engineering	102	385	3.78

Table 2: Details of client datasets showing details of the datasets and the diversity of domains in our data.

our predictions, and 3) allow for the possibility of KB to be changed during a deployment.

## 4 Experiments and Metrics

In this section, we will present experiments using our online L2R approach. We will present datasets, baselines and compare our online L2R with competitive baselines. We will show how our online L2R strategy with adaptive learning outperforms competitive baselines.

### 4.1 Datasets for Offline Training and Evaluation

We use two kind of datasets for our experiments.

**Artificial dataset:** To train the parameters for static pairwise match model  $s_{static}$ , we (the authors of this paper) created a dataset containing 364 questions matched to 83 KB articles. For each question, there is a single unique KB answer (similar to as shown in Table 1).

**Client dataset:** We obtain data from real world feedback from 12 of our clients. These clients were chosen due to the high level of product engagement and the diversity of use cases they cover. Each data set contains a stream of events generated as a result of users from that organization naturally interacting with an older version of our system. Each event in the stream is timestamped and has one of the following types:

- KB creation or updation: a KB article is created or updated.
- KB deletion: a KB article is deleted.
- Query search and feedback: tuple  $(q, d, u, y)$  where a user  $u$  searches with a query  $q$ ; our system responds with an article  $d$  and the user gives a feedback  $y \in \{+, -\}$ .
- Expert feedback: tuple  $(q, d, e, +)$  for cases our system could not answer query  $q$ , and a domain expert  $e$  responds with article  $d$ .

We discard all tuples with negative feedback for offline training and evaluation as they do not provide the ground truth. Table 2 shows information and statistics of our client datasets.

### 4.2 Training and Evaluation

**Training:** We train the offline model  $s_{static}$  only on the artificial dataset. We trained a LambdaMart model [Burges, 2010] as well as a simple linear RankSVM model [Joachims, 2002] minimizing pairwise ranking loss [Burges, 2010] and

ClientId	BM25				Static L2R (artificial + client)				Our Algorithm (static + adapt)				$\Delta F1$ %
	Prec	Rec	F1	MRR	Prec	Rec	F1	MRR	Prec	Rec	F1	MRR	
1	0.714	0.714	0.714	0.773	1	0.857	0.923	0.939	1	0.857	0.923	0.939	0
2	0.37	0.4	0.384	0.567	0.719	0.644	0.679	0.864	0.809	0.764	0.786	0.9	<b>15.8</b>
3	0.627	0.639	0.633	0.708	0.852	0.765	0.806	0.896	0.901	0.806	0.851	0.915	<b>5.6</b>
4	0.563	0.658	0.607	0.765	0.582	0.763	0.66	0.906	0.681	0.774	0.725	0.936	<b>9.8</b>
5	0.649	0.68	0.664	0.708	0.762	0.73	0.746	0.856	0.804	0.74	0.771	0.868	<b>3.4</b>
6	0.357	0.559	0.436	0.596	0.297	0.646	0.407	0.807	0.467	0.744	0.574	0.886	<b>41</b>
7	0.556	0.714	0.625	0.801	0.605	0.778	0.681	0.877	0.636	0.778	0.7	0.87	<b>2.8</b>
8	0.372	0.388	0.38	0.562	0.608	0.547	0.576	0.753	0.738	0.71	0.724	0.851	<b>25.7</b>
9	0.618	0.667	0.642	0.802	0.798	0.775	0.786	0.948	0.83	0.765	0.796	0.948	1.3
10	0.515	0.625	0.565	0.763	0.494	0.714	0.584	0.92	0.575	0.75	0.651	0.923	<b>11.5</b>
11	0.862	0.893	0.877	0.887	0.944	0.911	0.927	0.971	0.962	0.893	0.926	0.971	-0.1
12	0.731	0.74	0.735	0.839	0.897	0.631	0.741	0.91	0.917	0.714	0.803	0.939	<b>8.4</b>
Average	0.578	0.640	0.605	0.731	0.713	0.730	0.710	0.887	0.777	0.775	0.769	0.912	<b>10.43</b>

Table 3: Details of results comparing our online L2R approach with BM25 and static training. We compare precision, recall, F1, and MRR.  $\Delta F1$  contains relative F1 point improvements of our online L2R approach over static training baseline. Static L2R vastly outperforms BM25 (17.5% relative improvement in average F1.) Our online algorithm provides massive relative F1 improvements over the static one — 10.4% on average and upto 41%. We also improve average MRR by 2.8%.

Feature	Description
<i>LemmaComparison</i>	Compare lemma in query and text
<i>Term Match</i>	Unigram and bigram dot product
<i>Synonym Match</i>	Term overlap with synonyms
<i>Word2Vec match</i>	IDF-weighted word2vec dot product
<i>Acronym match</i>	Query and text acronym overlap

Table 4: Feature templates for static scoring  $s_{static}$ .

found no performance difference. So for simplicity, we use the linear model for  $s_{static}$ . We fine tune the hyperparameters —  $\beta$  (weight of positive queries),  $\gamma$  (weight of negative queries),  $\delta_e$  (weight for expert feedback), and  $\delta_u$  (weight update for user feedback), and  $\tau$  (the score threshold) — on development data from four of our clients, maximizing the total micro F1. We exclude the development data from evaluation.

**Evaluation:** We use the client dataset for evaluation. For each query, there is at most 1 correct answer. For each dataset, we simulate real user and expert feedback. We run Algorithm 1 going over the event stream in the order of timestamps. We provide negative or positive feedback using ground truth. When the system makes a mistake, we reveal the correct KB article only when the event corresponds to expert feedback as that is the role of experts (Sec. 1.1). We evaluate all search algorithms using four metrics: *Precision@1*, *Recall@1*, *F1@1*, and *MRR* (mean reciprocal rank.)

### 4.3 Experimental Comparisons

**Baselines:** We compare our online L2R algorithm with two strong baselines: the BM25 algorithm [Robertson *et al.*, 1996], that is the de facto standard available in publicly available search software like Apache Solr<sup>3</sup>, and the static pairwise match baseline (only  $s_{static}$ ) trained with RankSVM [Joachims, 2002]. For fair comparison, we train the baseline  $s_{static}$  model on the artificial data as well as the

<sup>3</sup><http://lucene.apache.org/solr>

development data used for tuning our algorithm (Sec. 4.2). Comparing with the  $s_{static}$ -only baseline shows how much we can gain from doing online learning from user feedback.

**Features for  $s_{static}$ :** We use the match feature templates in Table 4 for the  $s_{static}$  model. For term match we use modified term frequency representations to normalize for document length [Singhal *et al.*, 1996]. For Synonyms, we use the PPDB dataset [Ganitkevitch *et al.*, 2013]. For word vectors, we use GLOVE embeddings [Mikolov *et al.*, 2013]. We compute these features with the query and four textual items obtained from KB: TITLE, BODY, KEYWORDS, and ALL (TITLE, BODY, and KEYWORDS concatenated).

**Our algorithm setting:** For our algorithm, we set query similarity kernel  $s_{qsim}$  to be the cosine similarity over unigrams and bigrams. We use  $g = \text{sum-top-k}$  with  $k = 5$  as a query similarity aggregator.

**Results:** Table 3 shows the performance of online learning, static learning, and BM25. Our algorithm outperforms the static baseline by average 10.4% relative improvement in F1 (and up to 41%), which in turn vastly outperforms BM25 (17.5% relative improvement in average F1). Notably the Pearson Correlation coefficient between  $\Delta F1$  in Table 3 and average query per KB is 0.66. This hints that incorporating adaptive learning is more likely to help for cases with higher queries per KB article.

## 5 Conclusion and Future Work

We presented a production system for supporting internal KB search inside organizations that gets continually better at responding to queries using conversational feedback. We leverage online learning and incorporate various practical concerns into the design of our algorithm and scoring function. In the future, we aim to inject neural networks-based features into our online learning setup by using deep learning-based query similarity functions.

## References

- [Avula *et al.*, ] Sandeep Avula, Jaime Arguello, Robert Capra, Jordan Dodson, Yuhui Huang, and Filip Radlinski. Embedding search into a conversational platform to support collaborative search. In *Proceedings of the 2019 Conference on Human Information Interaction and Retrieval*.
- [Bai *et al.*, 2010] Bing Bai, Jason Weston, David Grangier, Ronan Collobert, Kunihiko Sadamasa, Yanjun Qi, Olivier Chapelle, and Kilian Weinberger. Learning to rank with (a lot of) word features. *Inf. Retr.*, 13(3):291–314, June 2010.
- [Bogdanova *et al.*, 2015] Dasha Bogdanova, Cicero dos Santos, Luciano Barbosa, and Bianca Zadrozny. Detecting semantically equivalent questions in online user forums. In *Proceedings of the Nineteenth Conference on Computational Natural Language Learning*, pages 123–131. Association for Computational Linguistics, 2015.
- [Brin and Page, 1998] Sergey Brin and Lawrence Page. The anatomy of a large-scale hypertextual web search engine. In *Proceedings of the Seventh International Conference on World Wide Web 7*, WWW7, pages 107–117, Amsterdam, The Netherlands, The Netherlands, 1998. Elsevier Science Publishers B. V.
- [Burges, 2010] Christopher J. C. Burges. From ranknet to lambdarank to lambdamart : An overview. Technical report, 2010.
- [Chakrabarti *et al.*, 1999] Soumen Chakrabarti, Byron E. Dom, S. Ravi Kumar, Prabhakar Raghavan, Sridhar Rajagopalan, Andrew Tomkins, David Gibson, and Jon Kleinberg. Mining the web’s link structure. *Computer*, 32(8):60–67, August 1999.
- [Chakravarti *et al.*, 2017] Rishav Chakravarti, Jiri Navratil, and Cicero Dos Santos. Improved answer selection with pre-trained word embeddings. 08 2017.
- [Chen *et al.*, 2017] Danqi Chen, Adam Fisch, Jason Weston, and Antoine Bordes. Reading wikipedia to answer open-domain questions. In *Proceedings of the 55th Annual Meeting of the Association for Computational Linguistics (Volume 1: Long Papers)*, pages 1870–1879. Association for Computational Linguistics, 2017.
- [Fader *et al.*, 2013] Anthony Fader, Luke Zettlemoyer, and Oren Etzioni. Paraphrase-driven learning for open question answering. In *Proceedings of the 51st Annual Meeting of the Association for Computational Linguistics*, pages 1608–1618. Association for Computational Linguistics, 2013.
- [Ganitkevitch *et al.*, 2013] Juri Ganitkevitch, Benjamin Van Durme, and Chris Callison-burch. Ppdb: The paraphrase database. In *In HLT-NAACL 2013*, 2013.
- [Grotov and de Rijke, 2016] Artem Grotov and Maarten de Rijke. Online learning to rank for information retrieval: Sigir 2016 tutorial. In *Proceedings of the 39th International ACM SIGIR Conference on Research and Development in Information Retrieval*, SIGIR ’16, pages 1215–1218, New York, NY, USA, 2016. ACM.
- [Guo *et al.*, 2016] Jiafeng Guo, Yixing Fan, Qingyao Ai, and W. Bruce Croft. A deep relevance matching model for ad-hoc retrieval. In *Proceedings of the 25th ACM International on Conference on Information and Knowledge Management*, CIKM ’16, pages 55–64, New York, NY, USA, 2016. ACM.
- [Gysel *et al.*, 2018] Christophe Van Gysel, Maarten de Rijke, and Evangelos Kanoulas. Neural vector spaces for unsupervised information retrieval. *ACM Trans. Inf. Syst.*, 36(4):38:1–38:25, June 2018.
- [Harmon, 1996] D. K. Harmon. *Overview of the Third Text Retrieval Conference (TREC-3)*. DIANE Publishing Company, 1996.
- [Hofmann *et al.*, 2008] Thomas Hofmann, Bernhard Schölkopf, and Alexander J. Smola. Kernel methods in machine learning. *Annals of Statistics*, 36(3):1171–1220, 2008.
- [Joachims *et al.*, 2005] Thorsten Joachims, Laura Granka, Bing Pan, Helene Hembrooke, and Geri Gay. Accurately interpreting clickthrough data as implicit feedback. In *Proceedings of the 28th Annual International ACM SIGIR Conference on Research and Development in Information Retrieval*, SIGIR ’05, pages 154–161, New York, NY, USA, 2005. ACM.
- [Joachims, 2002] Thorsten Joachims. Optimizing search engines using clickthrough data. In *Proceedings of the Eighth ACM SIGKDD International Conference on Knowledge Discovery and Data Mining*, KDD ’02, pages 133–142, New York, NY, USA, 2002. ACM.
- [Kleinberg, 1999] Jon M. Kleinberg. Authoritative sources in a hyperlinked environment. *J. ACM*, 46(5):604–632, September 1999.
- [Langford and Zhang, 2007] John Langford and Tong Zhang. The epoch-greedy algorithm for contextual multi-armed bandits. In *Proceedings of the 20th International Conference on Neural Information Processing Systems*, NIPS’07, pages 817–824, USA, 2007. Curran Associates Inc.
- [Lodhi *et al.*, 2002] Huma Lodhi, Craig Saunders, John Shawe-Taylor, Nello Cristianini, and Chris Watkins. Text classification using string kernels. *J. Mach. Learn. Res.*, 2, 2002.
- [Manning *et al.*, 2008] Christopher D. Manning, Prabhakar Raghavan, and Hinrich Schütze. *Introduction to Information Retrieval*. Cambridge University Press, New York, NY, USA, 2008.
- [Mikolov *et al.*, 2013] Tomas Mikolov, Ilya Sutskever, Kai Chen, Greg Corrado, and Jeffrey Dean. Distributed representations of words and phrases and their compositionality. In *Proceedings of the 26th International Conference on Neural Information Processing Systems - Volume 2*, NIPS’13, pages 3111–3119, USA, 2013. Curran Associates Inc.
- [Radlinski and Joachims, 2005] Filip Radlinski and Thorsten Joachims. Query chains: Learning to rank from implicit feedback. In *Proceedings of the Eleventh ACM SIGKDD International Conference on Knowledge Discovery in Data Mining*, KDD ’05, pages 239–248, New York, NY, USA, 2005. ACM.
- [Robertson *et al.*, 1996] S.E. Robertson, S. Walker, S. Jones, M.M. Hancock-Beaulieu, and M. Gatford. Okapi at trec-3. pages 109–126, 1996.
- [Shalev-Shwartz and Singer, 2007] Shai Shalev-Shwartz and Yoram Singer. A primal-dual perspective of online learning algorithms. *Mach. Learn.*, 69(2-3):115–142, December 2007.
- [Singhal *et al.*, 1996] Amit Singhal, Chris Buckley, and Mandar Mitra. Pivoted document length normalization. In *Proceedings of the 19th Annual International ACM SIGIR Conference on Research and Development in Information Retrieval*, SIGIR ’96, pages 21–29, New York, NY, USA, 1996. ACM.
- [Yin *et al.*, 2016] Dawei Yin, Yuening Hu, Jiliang Tang, Tim Daly, Mianwei Zhou, Hua Ouyang, Jianhui Chen, Changsung Kang, Hongbo Deng, Chikashi Nobata, Jean-Marc Langlois, and Yi Chang. Ranking relevance in yahoo search. In *Proceedings of the 22nd ACM SIGKDD International Conference on Knowledge Discovery and Data Mining*, 2016.