

# Nine Million Books and Eleven Million Citations: A Study of Book-Based Scholarly Communication Using OpenCitations

Yongjun Zhu<sup>1</sup>, Erjia Yan<sup>2</sup>, Silvio Peroni<sup>3</sup>, and Chao Che<sup>4</sup>

1. Department of Library and Information Science, Sungkyunkwan University, 25-2, Sungkyunkwan-ro, Jongno-gu, Seoul, Republic of Korea. yzhu@skku.edu

2. College of Computing and Informatics, Drexel University, 3141 Chestnut Street, Philadelphia, PA 19104, USA. ey86@drexel.edu

3. Digital Humanities Advanced Research Centre (DHARC), Department of Classical Philology and Italian Studies, University of Bologna, Via Zamboni 32, 40126 Bologna, Italy. silvio.peroni@unibo.it

4. Key Laboratory of Advanced Design and Intelligent Computing, Ministry of Education, Dalian University, Dalian, China. chechao101@163.com

## Abstract

Books have been widely used to share information and contribute to human knowledge. However, the quantitative use of books as a method of scholarly communication is relatively unexamined compared to journal articles and conference papers. This study uses the COCI dataset (a comprehensive open citation dataset provided by OpenCitations) to explore books' roles in scholarly communication. The COCI data we analyzed includes 445,826,118 citations from 46,534,705 bibliographic entities. By analyzing such a large amount of data, we provide a thorough, multifaceted understanding of books. Among the investigated factors are 1) temporal changes to book citations; 2) book citation distributions; 3) years to citation peak; 4) citation half-life; and 5) characteristics of the most-cited books. Results show that books have received less than 4% of total citations, and have been cited mainly by journal articles. Moreover, 97.96% of books have been cited fewer than 10 times. Books take longer than other bibliographic materials to reach peak citation levels, yet are cited for the same duration as journal articles. Most-cited books tend to cover general (yet essential) topics, theories, and technological concepts in mathematics and statistics.

**Keywords:** book citation, scholarly communication, citation analysis, OpenCitations, COCI, open citation data

## Introduction

Books are one of the most traditional writing formats. As a genre, they have been used to deliver mass academic knowledge on a variety of subjects in a well-organized way. Books deliver diverse contents at different levels, ranging from fundamental knowledge

underpinning studies, to collections of research articles on a specific topic. Therefore, books have been widely used by scientists and scholars to share their discoveries. Through this process, books contribute to the accumulation of scientific knowledge (Serenko, Bontis, & Moshonsky, 2012).

Despite their long history as a medium for information delivery, books' roles in scholarly communication are relatively unexamined in relation to their journal counterparts. Citations are one of the most useful tools for measuring the reach of scientific publications and analyzing scholarly communication. Thus, the comparative lack of book citation data is a major reason for our limited understanding of their usage in academic discourse (Adam, 2002; Garfield, 1972; Moed, 2005). Recently, with the emergence of a few bibliographic databases and services that support book citation data, they have been studied in a research evaluation context. The motivation for these studies stems from the notion that books, along with other types of publications, are an important measure of individuals' research achievements. This is especially true in the social science and humanities fields (Bott & Hargens, 1991; Huang & Chang, 2008; Nederhof, 2006). Accordingly, researchers have studied different ways to assess books' impact using citation data (e.g., Kousha & Thelwall, 2018; Zuccala, Breum, Bruun, & Wunsch, 2018). Data from Google Books (Kousha & Thelwall, 2009), Google Scholar (Kousha, Thelwall, & Rezaie, 2011), the Web of Science Book Citation Index (Leydesdorff & Felt, 2012; Torres-Salinas, Robinson-García, Cabezas-Clavijo, & Jiménez-Contreras, 2014; Zuccala et al., 2018), Scopus (Kousha et al., 2011), and Microsoft Academic (Kousha & Thelwall, 2018) has been used to assess book citation impact.

Since the goal of the abovementioned studies is to evaluate research, the standard unit of analysis has been individual books. Therefore, despite the recent studies of book citations, the roles of books as a medium for scholarly exchange remains an open question. Understanding the roles of books in scholarly communication is an important and timely question. Modern science can be characterized by highly-specialized research fields, easy accessibility of research resources, and short research publication cycles. Compared to other publications such as journal articles and conference papers, books tend to have broader focuses and more general audiences (Glänzel, Thijs, & Chi, 2016). A book may serve as a fundamental knowledge source for a wide range of research studies. Advances in academic databases and search engines have greatly improved online accessibility to research resources (Zhu, Yan, & Song, 2017). Although books are more easily accessible than ever before, print is still their main publication format. As yet, they have not taken full advantage of modern information systems. The publication cycle of books is usually relatively long. Both authors and publishers need substantial time to plan, write, edit, and publish a book. Books' in-depth coverage of a subject also prolongs their publication cycle. The long publication cycle negatively affects the value of books dealing with time-sensitive topics. By the time of publication, their contents may be outdated. The differing characteristics of books versus journal articles and conference papers may mean that each plays a divergent role in knowledge

propagation. Investigation is needed to expand our knowledge and understanding of books' purpose in academic dissemination.

A comprehensive citation dataset (including books and other types of research publications) is required in order to understand the role of books in scholarly communication. By analyzing this data, we can compare the roles of books with those of other types of research publications. Most existing citation datasets are dedicated to one type of research publication. Consequently, the lack of this kind of comprehensive citation dataset has been a major barrier to our understanding of books' roles. In addition, most current citation analyses use data from proprietary sources such as Clarivate's Web of Science (WoS) and Elsevier's Scopus. Use of these exclusive data sources has made it quite challenging to share materials, thus hindering peer researchers' abilities to reproduce, replicate, or build upon existing investigations. Citation analysis is highly dependent on large-scale bibliographic data. Hence, the use of open data is a pressing need. Open data does more than enable researchers free access to, and usage of, information. It also facilitates a paradigm shift in modes of inquiry by advancing open and transparent dialogue (as prescribed by shared open science practices). Various stakeholders, including researchers, evaluators, and science policy makers, stand to benefit from such availability.

OpenCitations (<http://opencitations.net>) is a small, independent scholarly infrastructure organization. It is dedicated to open scholarship, as well as the publication of open bibliographic and citation data using Semantic Web (Linked Data) technologies. They also engage in advocacy for semantic publishing. Moreover, they are a key member of the Initiative for Open Citations (I4OC <https://i4oc.org>). It provides, maintains and updates the OpenCitations Data Model (Peroni and Shotton, 2018a), which is based on SPAR (Semantic Publishing and Referencing) Ontologies (Peroni and Shotton, 2018b) (<http://www.sparontologies.net>). SPAR may be used to encode all aspects of scholarly, bibliographic, and citation data in the Resource Description Framework (RDF), enabling them to be published as Linked Open Data (LOD). Separately, OpenCitations provides open source software with generic applicability for searching and browsing. This software also provides application programming interfaces (APIs) over the RDF triplestores (<https://github.com/opencitations>). It has developed the OpenCitations Corpus (OCC, <http://opencitations.net/corpus>) (Peroni, Shotton, & Vitali, 2017), a database of open downloadable bibliographic and citation data. Said data was recorded in RDF and released under a Creative Commons (CC0) public domain waiver, and the OpenCitations Index of Crossref open DOI-to-DOI citations (COCI) (<http://opencitations.net/index/coci>) (Heibi, Peroni, & Shotton, 2019). COCI presently contains information on more than 445 million citations, released under a CC0 waiver.

Using the COCI data made available by OpenCitations, and the Crossref metadata accessible via their API (<https://api.crossref.org>), this study aims to understand the roles of books in scholarly communication, employing the following research questions: First, how have citations to books changed over time? Second, what measures can be used

to analyze books' roles in scholarly communication? Finally, what are the characteristics of most-cited books?

## Data and Methods

We used the latest COCI data dump (November 2018) (OpenCitations, 2018), which includes more than 445 million citation links between more than 46 million bibliographic resources. In addition, we also used the Crossref API (<https://api.crossref.org>) to download all of these bibliographic resources' metadata (i.e., title, DOI, number of authors, and type of bibliographic resource). The COCI data citation counts and the Crossref metadata used in this analysis have been compiled into a single CSV file which has been made available on Zenodo (Zhu, Y., Yan, E., Peroni, S., & Che, C, 2019). Table 1 shows descriptive statistics on the dataset. Because there are numerous bibliographic entities that have never been cited, median citation was computed using entities that have been cited at least once.

Table 1. Data Statistics

	Books	Journal Articles	Conference Papers
Entity Size (total)	9,307,705	71,170,924	4,541,806
Entity Size (no citation)	7,698,881	38,340,154	3,032,178
Citation Size	11,327,826	404,373,547	8,184,719
Average Citation	1.22	5.68	1.80
Median Citation	2	5	2
Max Citation	12,513	49,282	49,282

The sizes of the Open Citation Indexes (COCI) and the meta files are 76G and 13G respectively. After downloading the raw data, we performed preprocessing. We removed bibliographic entities that have a negative number (e.g., -59011401600000), or a two- or three-digit number as the publication year. These mistakes were inherited from the Crossref metadata. We also removed citation records in which the citing bibliographic entity has a publication year earlier than the cited one. Such errors could be due to either a mistake, or to a cited entity's postponed publication date. This can happen if a preprint version of a bibliographic entity is cited prior to its formal publication in a book or journal. We also removed such citations when a book has multiple editions, and a citation link was incorrectly created from a citing bibliographic entity to a later-published edition of a book. All the preprocessed data was populated into a MongoDB instance (a NoSQL database for large volumes of data).

Using the data, we investigated the following aspects of book use in scholarly communication:

*Temporal Changes of Citations to Books:* We analyzed yearly citations to books for the purpose of identifying overall trends, as well as temporal changes. Specifically, we analyzed temporal changes of book citations compared to citations of journal articles

and conference papers. We also aimed to investigate how each bibliographic type (i.e., books, journal articles, and conference papers) tends to cite books.

*Citation Distribution and the Relationship Between Publication Year and Citation:* We categorized citation counts into five ranges: 0-10, 10-50, 50-100, 100-500, and 500+. We computed the percentage of books falling into each range to discern the frequency distribution of citations. Publication year is an important factor regarding citation counts. Thus, we analyzed the relationship between a book's publication year and the yearly average citations of books. We aimed to understand this relationship using statistical modeling.

*Years to Citation Peak and Cited Half-Life:* The years to citation peak is computed by subtracting a book's publication year from the year in which it received the largest number of citations ( $Y_{ycp} = Y_{citation\_peak} - Y_{publication}$ ). By measuring the years to a book's citation peak, we see how quickly it obtains its highest popularity. A book's cited half-life (Todorov & Glänzel, 1988) is computed as the years taken to reach half of its total citations ( $Y_{chl} = Y_{total\_citations/2} - Y_{publication}$ ). Through these two measures, we can see how long a book continues to be cited, and how slowly or quickly citations to a book peak and drop off.

*The Twenty Most-Cited Books:* To summarize their characteristics, we investigated the twenty most cited books in terms of publication year, title, and citations from each bibliographic type.

## **Results**

### *Temporal Changes of Citations to Books*

Figure 1 shows yearly publication counts of books, journal articles, and conference papers. It also indicates citations received by each of the three bibliographic types over the last fifty years.

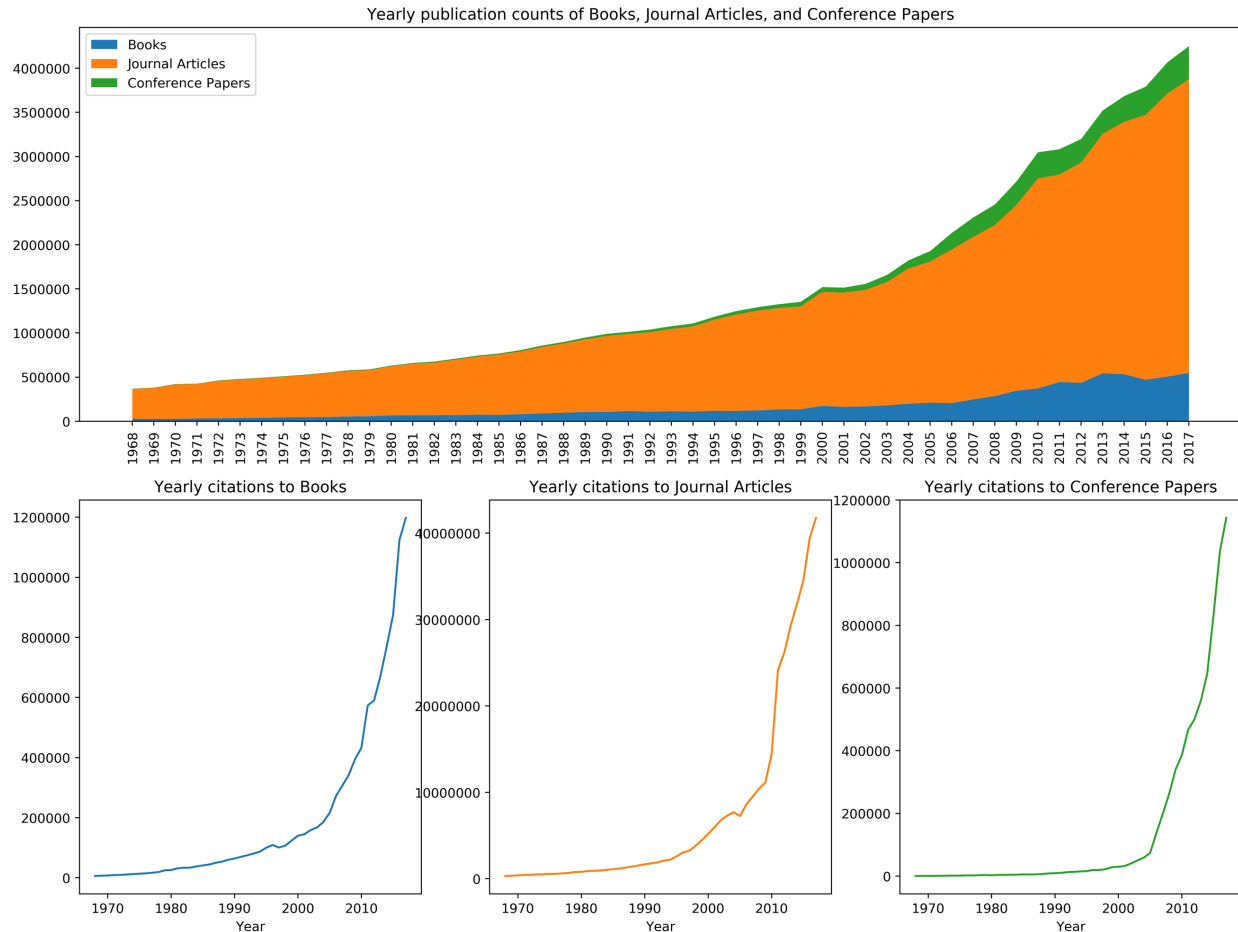


Figure 1. Yearly Publication and Citation Counts

Journal articles' yearly publication counts are much larger than the other two bibliographic types. Therefore, they are cited more frequently. After 2010, there are sharp increases in both publication and citation counts. Table 2 shows raw citations, and the percentages of each citation type between 1967 to 2017 with the step size of five. are shown in the table.

Table 2. Citations to Books, Journal Articles, and Conference Papers (1967 – 2017)

Year	Citations to Books (%)	Citations to Journal Articles (%)	Citations to Conference Papers (%)
2017	1281594 (2.82%)	42998567 (94.65%)	1149638 (2.53%)
2012	639596 (2.27%)	27037678 (95.94%)	505454 (1.79%)
2007	333736 (3.22%)	9835239 (94.84%)	201854 (1.95%)
2002	170430 (2.36%)	6995930 (97.07%)	40900 (0.57%)
1997	107703 (3.10%)	3351547 (96.34%)	19730 (0.57%)

1992	79815 (3.90%)	1955843 (95.48%)	12856 (0.63%)
1987	52415 (3.76%)	1334051 (95.82%)	5852 (0.42%)
1982	35569 (3.61%)	945075 (95.97%)	4083 (0.41%)
1977	17984 (2.72%)	642194 (96.96%)	2121 (0.32%)
1972	10342 (2.14%)	471861 (97.66%)	978 (0.20%)
1967	6103 (2.05%)	291462 (97.80%)	441 (0.15%)

In the past fifty years, overall citations to books constitute less than 4% of total citations. Citations to books started at 2% in the 1960s and 1970s, maintained a 3% level in the 1980s and 1990s, and dropped back to 2% in the 2000s and 2010s. Among the values shown in the table, the highest is 3.90% (in 1992) while the lowest value in the past twenty years is 2.27% (2012). Citations to journal articles have decreased slightly in recent years (from 97.07% in 2002 to 94.65% in 2017). Decreased percentages of books and journal articles have been absorbed by conferences. Citations to conferences have been steadily increasing, from 0.15% in 1967 to 2.53% in 2017.

Figure 2 shows citation changes (in percentages) of each bibliographic type from 1967 to 2017.

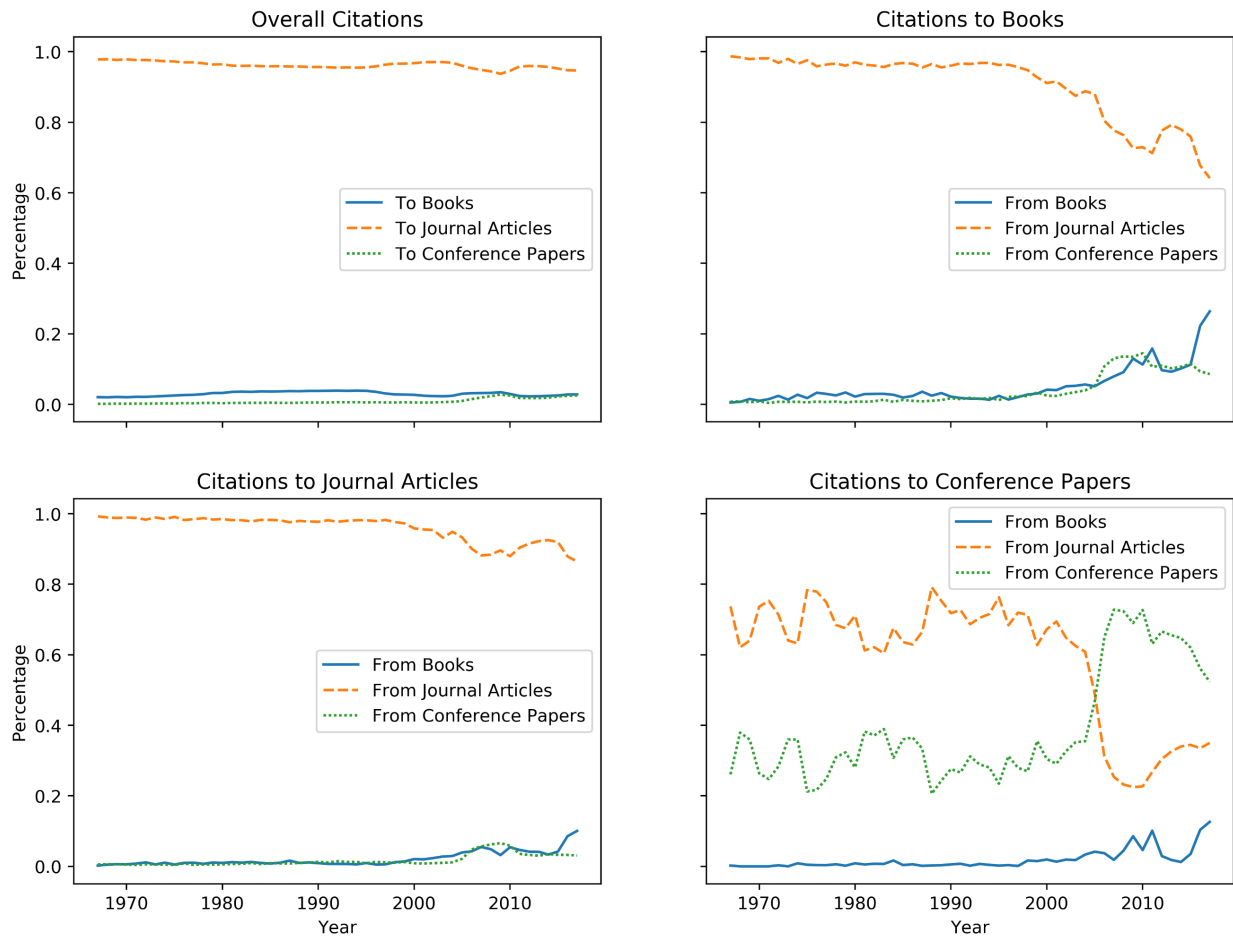


Figure 2. Citation Changes in Percentages Between 1967 and 2017

Although there have been no remarkable changes in book citations, Figure 2 shows that their percentage hit the highest point in the 1990s, continuing to decrease thereafter (apart from slight fluctuations in the late 2000s and the early 2010s). Books received most of the citations from journal articles prior to the 2000s. In the 2000s and 2010s, citations from journal articles kept dropping, while books and conference papers were citing books far more frequently. Specifically, citations from books grew to 20% in the late 2010s. The same pattern is shown in conference paper citations, with citations from conference papers increasing, and those from journal articles decreasing. Books are also citing conference papers more often. In the early years, journal articles were the main source of citations for all the three bibliographic types. However, in the 2000s, conference papers replaced journal articles. In this shift, conference papers became the largest source of citations to other conference papers. Both books and conference papers cited their own genre most often, whereas journal articles cite these two genres less than before.

*Citation Distribution and the Relationship Between Publication Year and Citation*



Table 3 shows the distribution of raw citation counts and percentages of five citation ranges: 0-10, 10-50, 50-100, 100-500, and 500+.

Table 3. Citation Counts and Percentages of Five Citation Ranges

Citation Range	Books		Journal Articles		Conference Papers	
	Count	Percentage	Count	Percentage	Count	Percentage
0-10	9163128	97.96%	62436583	87.12%	4428629	96.79%
10-50	158470	1.69%	7882731	11.00%	130193	2.85%
50-100	18690	0.20%	905831	1.26%	11242	0.25%
100-500	12033	0.13%	416001	0.58%	5169	0.11%
500+	1385	0.01%	24953	0.03%	329	0.00%

A long-tailed distribution is shown in all three bibliographic types (Table 3). 97.96% of books have been cited fewer than 10 times, and fewer than 2% of books fall into the 10-50 citation range. The skewness in books is larger than that in journal articles (where 87.12% have been cited fewer than 10 times, and 11% have been cited more than 10 times, but fewer than 50 times).

Figure 3 shows the relationship between publication year and average number of citations received by each publication type. Linear (upper row) and quadratic polynomial (lower row) regression lines were fitted to model the relationship.

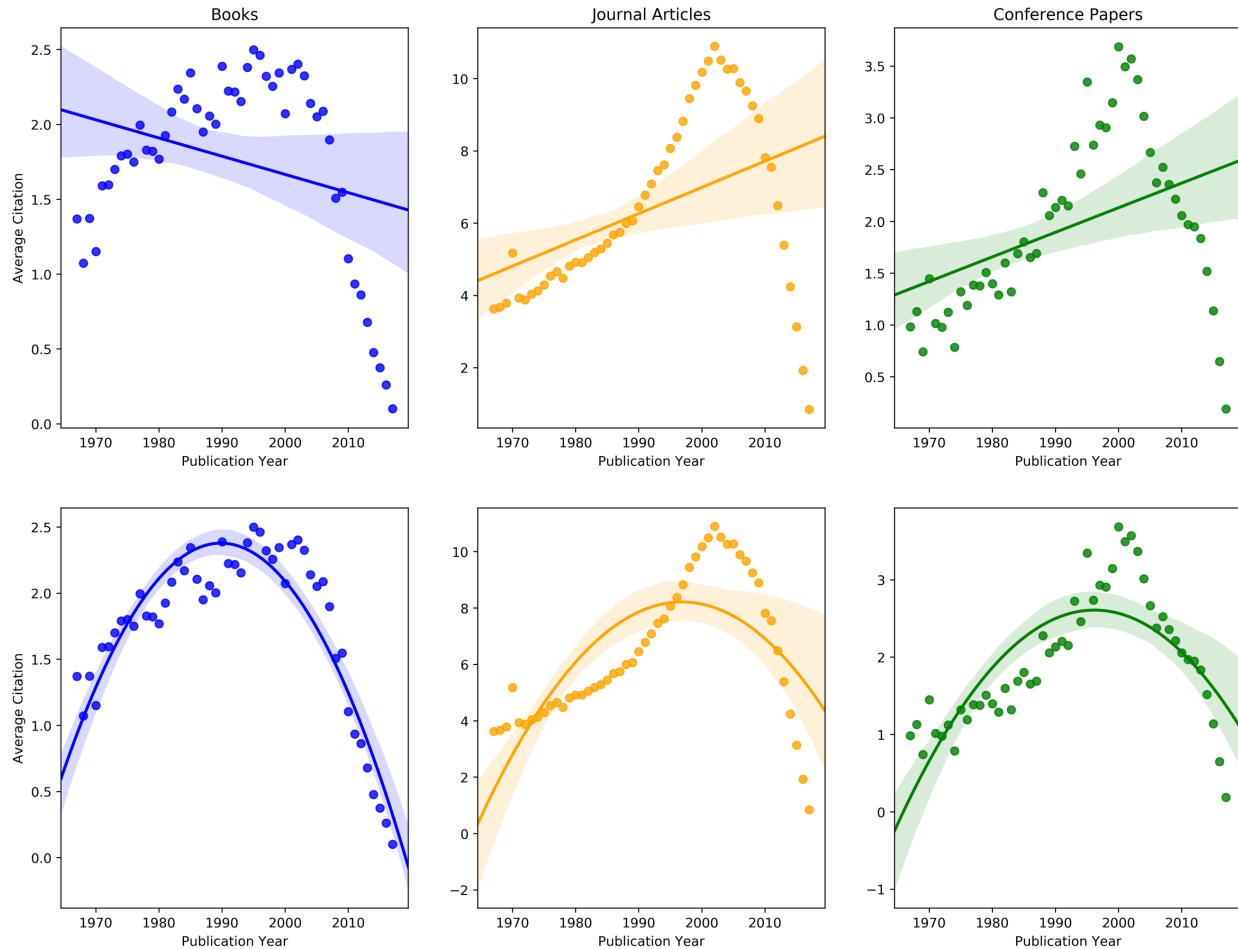


Figure 3. Relationship Between Publication Year and Average Citation Count

The pattern in books is clearly different from those of journal articles and conference papers. In books, the linear regression line has a negative slope, while the slopes of the other two bibliographic types are positive. It is clear that, before 2000, recent journal articles and conference papers were cited more than older ones. After 2000, the opposite pattern is evident. In terms of books, the average citation is relatively stable (between 2 and 2.5) between 1980 and 2010. A close look at the patterns reveals that books published in the 1990s have been cited more than books published at other times. A quadratic polynomial regression model, in which the vertex is above the 1990s, explains the pattern well.

#### *Years to Citation Peak and Cited Half-Life*

Publications take time to reach their citation peaks. Citation peak denotes the year in which a publication receives the highest number of citations. After its citation peak, a publication is cited fewer times, suggesting its diminishing influence. Years to citation peak for each book were computed, and the distributions are plotted in Figure 4. Figure 4 shows both frequency and cumulative frequency distributions of years to citation peak from one to twenty.

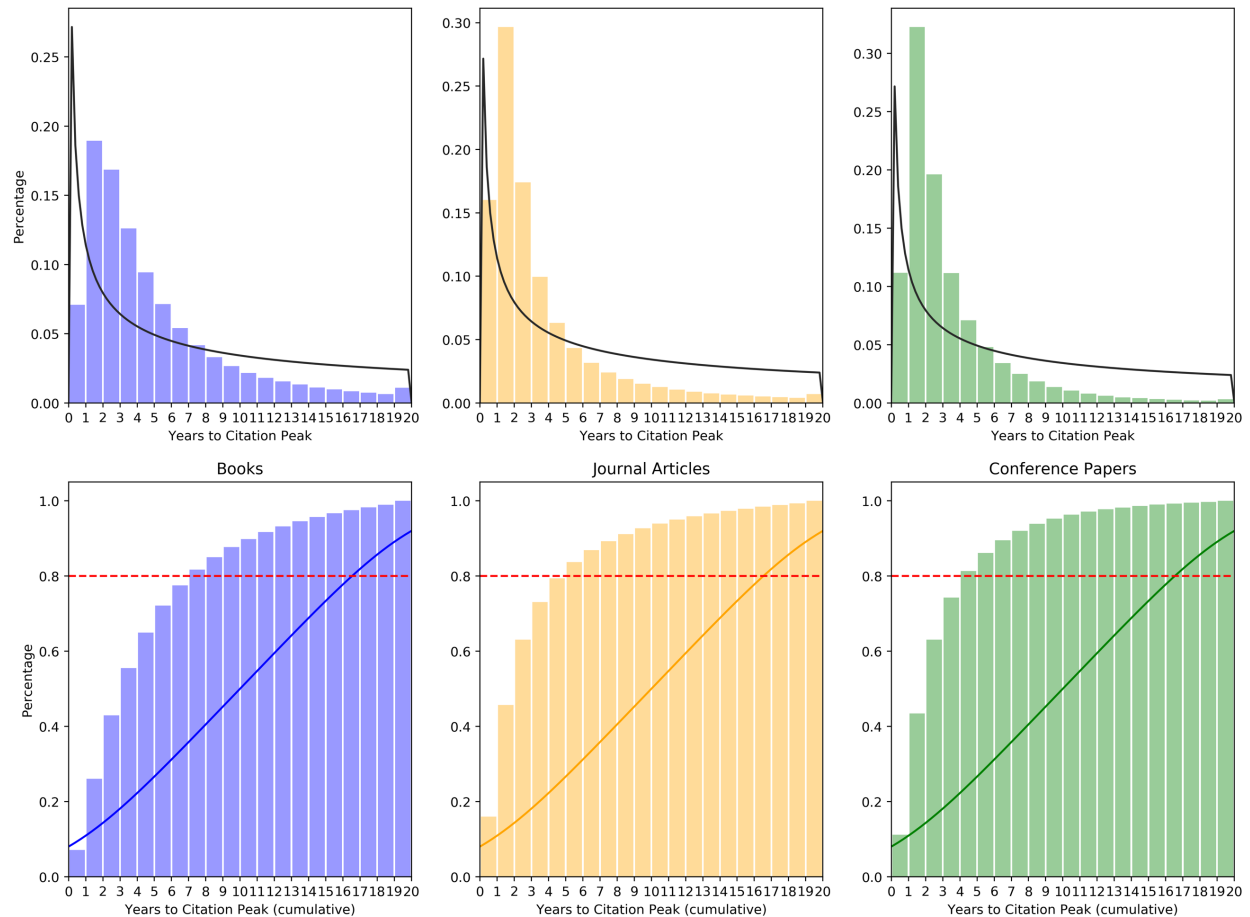


Figure 4. Years to Citation Peak (frequencies and cumulative frequencies)

Overall, books take longer to reach their citation peak than journal articles and conference papers. Some 80% of books take up to eight years to reach their citation peaks. On the other hand, it takes only five years for 80% of journal articles and conference papers to reach their citation peaks. One reason could be that books have longer publication cycles than journal articles and conference papers. Frequency distributions of the three publication types are power law with different intensities. Overall, books have a gentle slope, whereas journal articles and conference papers have steeper slopes.

While years to citation peak measures how quickly or slowly citations to a book peak and drop off, cited half-life measures how long a book continues to be cited. Figure 5 shows frequency and cumulative frequency distributions of cited half-life, from one to twenty.

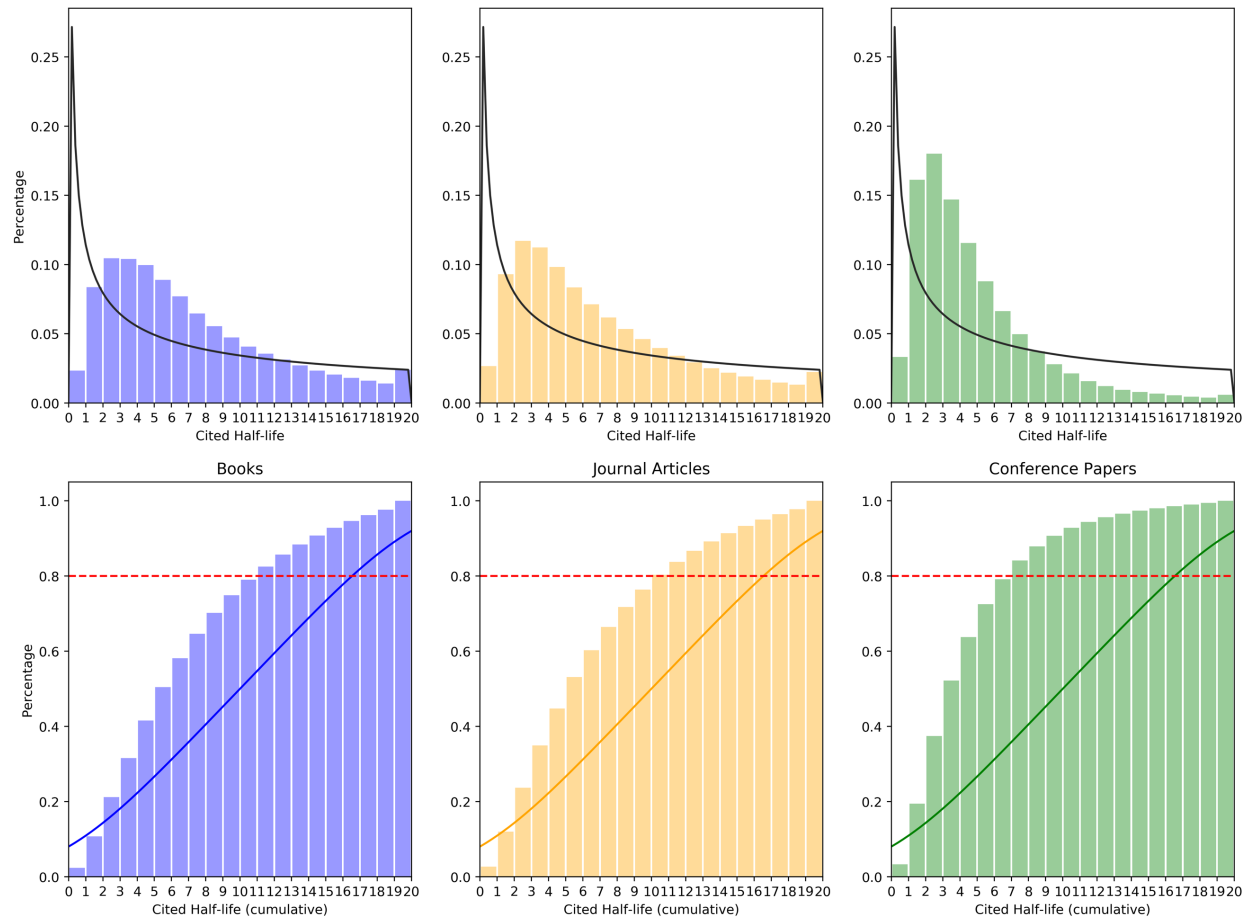


Figure 5. Cited Half-Life (frequencies and cumulative frequencies)

In Figure 5, we can see that books and journal articles have similar patterns, both in terms of frequency and cumulative frequency distributions. In frequency distributions, they follow a long-tailed distribution pattern, with gradual slopes. In cumulative frequency distributions, if we consider the percentage up to the 80% level, they also have a similar level of cited half-life, i.e., 11 years. These patterns differ from those of conference papers. This can be viewed as an indication that books and journal articles are cited longer than conference papers. However, there is not a clear difference between books and journal articles.

### *The Twenty Most-Cited Books*

Table 4 shows publication year, title, and citations of the twenty most-cited books in the dataset.

Table 4. The Twenty Most Cited Books

Publication Year	Book Title	Total Citations	Citations from Books	Citations from Conference Papers	Citations from Journal Articles
1991	Situated Learning	12513	11.96%	3.86%	75.63%

1991	Elements of Information Theory	11172	3.33%	34.65%	50.42%
1995	The Nature of Statistical Learning Theory	9724	6.11%	41.82%	42.31%
1998	Communities of Practice	9226	12.67%	3.78%	70.84%
1994	Linear Matrix Inequalities in System and Control Theory	8853	1.56%	39.74%	47.57%
1965	Society and the Adolescent Self-Image	8605	1.36%	0.15%	92.71%
1997	Processing of X-Ray Diffraction Data Collected in Oscillation Mode	8516	0.31%	0.04%	99.58%
1993	An Introduction to the Bootstrap	8317	3.82%	4.35%	86.32%
1989	Generalized Linear Models	7665	4.03%	2.37%	87.70%
1977	Outline of a Theory of Practice	7599	12.24%	0.26%	85.00%
1990	Institutions, Institutional Change and Economic Performance	7576	13.37%	0.92%	82.23%
1992	Ten Lectures on Wavelets	7102	3.87%	21.06%	59.39%
1985	Matrix Analysis	6132	1.99%	24.93%	65.15%
1989	Structural Equations with Latent Variables	6048	2.33%	1.92%	93.42%
1981	Pattern Recognition with Fuzzy Objective Function Algorithms	5680	7.11%	38.40%	39.07%
1986	Density Estimation for Statistics and Data Analysis	5258	5.00%	12.29%	74.06%
2005	Fundamentals of Wireless Communication	5069	2.60%	50.42%	46.14%
1990	Governing the Commons	5065	12.87%	1.50%	82.86%
1958	The Psychology of Interpersonal Relations	4929	4.61%	0.83%	92.45%
1990	Amplification and Direct Sequencing of Fungal Ribosomal RNA Genes for Phylogenetics	4927	0.22%	0.26%	96.83%

Among these twenty books, the most recent (*Fundamentals of Wireless Communication*) was published in 2005, and the oldest (*The Psychology of Interpersonal Relations*) was published in 1958. From the list, one book was published in the 2000s, eleven books were published in the 1990s, and five books were published in the 1980s. The remaining books were published between 1950 and 1980. From the books' titles, we can summarize their three characteristics as follows:

First, they cover general, yet essential, topics which are not very specific. Rather, they have broad applications in many fields. Second, they cover theories and technological concepts. Specifically, most discuss theories, techniques, and algorithms. Finally, their major topics are mathematics and statistics. Considering the importance of these two subjects to modern science, this is an expectable result.

Most citations are from journal articles and conference papers, with only five books receiving more than 10% of their total citations from other books. We found that none of these five books (*Situated Learning*; *Communities of Practice*; *Outline of a Theory of Practice*; *Institutions, Institutional Change and Economic Performance*; and *Governing the Commons*) cover technological topics. While the greatest proportion of citations to books comes from journal articles, we found a few books which are highly-preferred by conference papers. More than 30% of their citations are from conference papers. These books are *Elements of Information Theory*, *The Nature of Statistical Learning Theory*, *Linear Matrix Inequalities in System and Control Theory*, *Pattern Recognition with Fuzzy Objective Function Algorithms*, and *Fundamentals of Wireless Communication*. All of the above books cover theories and algorithms. This corresponds to the characteristics of conferences, which tend to focus on technological development.

## Discussion and Conclusions

In this study, we investigated the roles of books in scholarly communication using the citation data included in COCI (created by OpenCitations). Using this dataset allowed us to present a clear and comprehensive overview of the roles books play in scholarly communication. Our findings can be summarized as follows. Of the three major bibliographic types, books have received less than 4% of total citations. Prior to the 2000s, books received most of their citations from journal articles. Recently, however, this percentage has dropped. Books are increasingly cited by conference papers and other books. In addition, among the investigated books, 97.96% have been cited fewer than ten times. In contrast, 1.69% have been cited more than ten, but fewer than fifty, times. We did not find a clear pattern regarding the relationship between books' publication years and their average citation count. Conversely, in the other two bibliographic types, recent materials have been cited more frequently than older ones. Further exploration reveals that books take longer to reach citation peak than journal articles and conference papers. That is to say, 80% of books take up to eight years to reach their citation peaks, while 80% of journal articles and conference papers reach their peak within five years. Analyzing the twenty most cited books revealed that they cover general (yet essential) topics, theories, and technological concepts in the fields of mathematics and statistics.

A comprehensive citation dataset (including books and other types of research publications) is a key tool for correct understanding of books' place in scholarly communication. By using an open citation data set, this study demonstrated how to utilize open science data sets to further scientific research. The results not only revealed books' roles in scholarly communication, but also showcased citation analysis methods that are independent of proprietary data sources. OpenCitations is a leading scholarly infrastructure organization enabling researchers to freely access and use open, high-quality citation data. Moreover, it represents a paradigm shift towards open, transparent, and reproducible research. Its goals echo those of sister initiatives, such as Wikidata (<https://www.wikidata.org>), and the Initiative for Open Citations (<https://i4oc.org>).

The findings shown in the study are representative, as COCI is one of the largest open citation data repositories. Books are a more traditional form of writing than journal articles and conference papers. Given that the latter two have been used mainly in scientific writing, as we have shown in the study, books present clearly different characteristics. Overall, books have limited (but irreplaceable) roles to play in scholarly communication. Books cover essential theories and technologies that are fundamentals for scientific research in greater detail and with compressive coverage Such vital information cannot be conveyed in other formats, e.g., journal articles. In scholarly communication, books are an indispensable scientific asset which continually make valuable contributions.

## **Acknowledgments**

This paper was supported by Sungkyun Research Fund (S-2018-2538-000), Sungkyunkwan University, 2018.

## References

- Adam, D. (2002). The counting house. *Nature*, 415, 726. doi:10.1038/415726a
- Bott, D. M., & Hargens, L. L. (1991). Are sociologists' publications uncited? Citation rates of journal articles, chapters, and books. *The American Sociologist*, 22(2), 147-158. doi:10.1007/bf02691874
- Garfield, E. (1972). Citation Analysis as a Tool in Journal Evaluation. *Science*, 178(4060), 471-479.
- Glänzel, W., Thijs, B., & Chi, P.-S. (2016). The challenges to expand bibliometric studies from periodical literature to monographic literature with a new data source: the book citation index. *Scientometrics*, 109(3), 2165-2179. doi:10.1007/s11192-016-2046-7
- Heibi, I., Peroni, S., & Shotton, D. (2019). COCI, the OpenCitations Index of Crossref open DOI-to-DOI citations. arXiv. arxiv:1904.06052
- Huang, M.-h., & Chang, Y.-w. (2008). Characteristics of research output in social sciences and humanities: From a research evaluation perspective. *Journal of the Association for Information Science and Technology*, 59(11), 1819-1828. doi:10.1002/asi.20885
- Kousha, K., & Thelwall, M. (2009). Google book search: Citation analysis for social science and the humanities. *Journal of the Association for Information Science and Technology*, 60(8), 1537-1549. doi:10.1002/asi.21085
- Kousha, K., & Thelwall, M. (2018). Can Microsoft Academic help to assess the citation impact of academic books? *Journal of Informetrics*, 12(3), 972-984. doi:10.1016/j.joi.2018.08.003
- Kousha, K., Thelwall, M., & Rezaie, S. (2011). Assessing the citation impact of books: The role of Google Books, Google Scholar, and Scopus. *Journal of the Association for Information Science and Technology*, 62(11), 2147-2164. doi: 10.1002/asi.21608
- Leydesdorff, L., & Felt, U. (2012). "Books" and "book chapters" in the book citation index (BKCI) and science citation index (SCI, SoSCI, A&HCI). *Proceedings of the American Society for Information Science and Technology banner*, 49(1), 1-7. doi: 10.1002/meet.14504901027
- Moed, H. F. (2005). Citation analysis of scientific journals and journal impact measures. *Current Science*, 89(12), 1990-1996.
- Nederhof, A. J. (2006). Bibliometric monitoring of research performance in the Social Sciences and the Humanities: A Review. *Scientometrics*, 66(1), 81-100. doi:10.1007/s11192-006-0007-2
- OpenCitations (2018). COCI CSV dataset of all the citation data. Figshare. doi:10.6084/m9.figshare.6741422.v3
- Peroni, S., Shotton, D. (2018a). The OpenCitations Data Model. Figshare. doi:10.6084/m9.figshare.3443876

- Peroni, S., Shotton, D. (2018b). The SPAR Ontologies. In Proceedings of the 17th International Semantic Web Conference (ISWC 2018): 119-136. DOI: doi:10.1007/978-3-030-00668-6\_8
- Peroni, S., Shotton, D., & Vitali, F. (2017). One Year of the OpenCitations Corpus. In C. d'Amato, M. Fernandez, V. Tamma, F. Lecue, P. Cudré-Mauroux, J. Sequeda, ... J. Heflin (Eds.), *The Semantic Web – ISWC 2017* (pp. 184–192). doi: 10.1007/978-3-319-68204-4\_19
- Serenko, A., Bontis, N., & Moshonsky, M. (2012). Books as a knowledge translation mechanism: citation analysis and author survey. *Journal of Knowledge Management*, 16(3), 495-511. doi:10.1108/13673271211238797
- Todorov, R., & Glänzel, W. (1988). Journal citation measures: a concise review. 14(1), 47-56. doi:10.1177/016555158801400106
- Torres-Salinas, D., Robinson-García, N., Cabezas-Clavijo, Á., & Jiménez-Contreras, E. (2014). Analyzing the citation characteristics of books: edited books, book series and publisher types in the book citation index. *Scientometrics*, 98(3), 2113-2127. doi:10.1007/s11192-013-1168-4
- Zhu, Y., Yan, E., Peroni, S., & Che, C. (2019). Crossref metadata of COCI bibliographic resources, as of November 2018. Zenodo. <https://doi.org/10.5281/zenodo.3241745>
- Zhu, Y., Yan, E., & Song, I.-Y. (2017). The use of a graph-based system to improve bibliographic information retrieval: System design, implementation, and evaluation. *Journal of the Association for Information Science and Technology*, 68(2), 480-490. doi:10.1002/asi.23677
- Zuccala, A., Breum, M., Bruun, K., & Wunsch, B. T. (2018). Metric assessments of books as families of works. *Journal of the Association for Information Science and Technology*, 69(1), 146-157. doi:10.1002/asi.23921