

# Theoretical Study of Interstellar Heterocyclic Molecules

Emmanuel E. Etim<sup>1\*</sup>, Prasanta Gorai<sup>2</sup>, Ankan Das<sup>2</sup>

<sup>1</sup>Department of Chemical Sciences, Federal University Wukari, Nigeria

<sup>2</sup>Indian Centre for Space Physics 43, Chalanika, Garia Station Road, Kolkata 700084, India

\*email: [emmaetim@gmail.com](mailto:emmaetim@gmail.com)

**Abstract:** Because of their importance in biological systems, in our understanding of the solar system and in other applications, seven heterocycles; furan, imidazole, pyridine, pyrimidine, pyrrole, quinoline and isoquinoline have been astronomically searched for in different molecular clouds. But all the efforts were in vain leaving us with only the upper limits of their column densities. Bothered by their unsuccessful detection, here we systematically examined the energy and stability of these interstellar molecules and looked for the probable candidates for astronomical searches in between the same isomeric heterocycle group. High-level quantum chemical calculations have been used to determine accurate enthalpy of formation, optimized energy and relative energy for 67 molecules from different isomeric groups of these heterocycles. From the results, all the 7 heterocycles so far searched remain the best candidates for astronomical observations as they are found to be most stable molecules in their respective groups. Dipole moment components of all these species are calculated to make a comparative study between the same isomeric group molecules. Accurate rotational constants have been theoretically calculated for all the 67 molecular species examined in this study.

**Key words:** ISM: abundance- ISM: atoms- ISM: molecules: physical data and processes: astrochemistry

**1. Introduction:** Despite the broad overlap of the different branches in chemical sciences which has hampered the clear division of these branches, heterocycles have emerged as a unique division in organic chemistry with vast applications and importance in diverse areas. Simply put, they are the compounds containing at least one atom of carbon and at least one element other than carbon (which could be oxygen, sulphur or nitrogen), within a ring structure. Generally, organic ring compounds are known to play fundamental roles in terrestrial biochemistry and are believed to have been important ingredients in the earth's prebiotic chemistry. From the astrobiology and prebiotic chemistry perspectives, heterocycles are fundamental building blocks of biological systems as formation subunits of deoxyribonucleic acid (DNA) and ribonucleic acid (RNA). Using these molecules to shed more light on the chemical origin of life and how the small chemical species that were present on the early may have given birth to the complex systems and structures that we see today are a major concern to the astrochemists. There are some studies in the literature which had addressed the formation of pre-biotic species in interstellar conditions [1-3]. Medically,

heterocycles are constituents of most drugs currently used as anti-HIV, antifungal, antimicrobial, antimalarial, antidiabetic, herbicidal, fungicidal, antibiotic, antidepressant, and antitumor agents [4-5]. Industrially, they are used as dyes, brightening, information storage and analytical agents. Heterocycles are also useful in other research areas such as polymer chemistry (as conjugated polymers), inorganic and supramolecular chemistry (as coordination compounds).

The presence of these molecules in carbonaceous chondrites suggests that molecules of biological interest could be formed in non-terrestrial environment through abiotic pathway. It is well known that many of the molecules found in meteorites originated in the interstellar or circumstellar medium. That the heterocycles have been detected in the meteorites [6-8] is a further confirmatory test of their presence in ISM. Polymerization of small molecules such as ethyne ( $C_2H_2$ ) and the incorporation of N-atoms via the substitution of ethyne by cyanic acid are considered as possible formation routes for the N-heterocycles. Both ethyne and cyanic acid are well known interstellar molecules with good abundance; hence the above formation route is very plausible [6-11].

Isomerism is also playing a vital role in interstellar chemistry; astronomical observation of an isomer is always a pointer to the presence of other isomers though not yet detected, since isomers are believed to have a common precursor for their formation [12]. The concept of isomerism can therefore be used to demystify some astronomical issues.

Seven heterocycles; furan, imidazole, pyridine, pyrimidine, pyrrole, quinoline and isoquinoline are currently listed as non-detected interstellar molecules ([http://www.astrochymist.org/astrochymist\\_nondetections.html](http://www.astrochymist.org/astrochymist_nondetections.html)) as a result of the unsuccessful astronomical searches for these molecules in different astronomical sources. The searches only yielded upper limits in the range of  $4 \times 10^{12}$  to  $2.8 \times 10^{21} \text{ cm}^{-2}$  determined for their column densities in all the cases without any successful detection. This has resulted in questions like; were these heterocycles the best candidates for astronomical searches? Are there isomers that would have been better options for astronomical searches? In order to address these questions, we have considered 67 isomers from the six isomeric groups where these 7 heterocycles belong. High-level quantum chemical calculations have been applied to determine accurate optimization energy for each of these isomers. The calculated rotational constants and dipole moments are compared to show the accuracy with available experimental result. The dipole moment of a molecule is among the factors considered for an astronomical detection of a molecule. This is because intensities of rotational transitions of a molecule scale with the square of the dipole moment, thus, the higher the dipole moment, the higher the intensity of the lines. As a result of this, along with accurate rotational constants, dipole moments have also been theoretically calculated for all the 67 isomers from six different isomeric groups are examined in this study.

Plan of this paper is as follows. In section 2 computational details and methodology are discussed. In Section 3 results and discussion are discussed. And finally in section 4 we draw our conclusion.

## 2 Computational details and methodology:

Mimicking the interstellar laboratory conditions in our terrestrial laboratory could be an extremely difficult task especially when the system of interest involves short-lived species, intermediates and transitions states. However, such conditions and systems can be simulated using computational and theoretical tools. For the present study, Gaussian 09 suite of programs is used for all computational simulations [13]. G4 method has been employed to calculate the optimized and zero point energy (ZPE) and enthalpy of formation for the heterocycles. All the structures were verified to be stable with no imaginary frequency through harmonic vibrational frequency calculations. Rotational constants and dipole moments are calculated for all the 67 isomers of six isomeric group examined in this study with the G4 composite method. The choice of these methods came from previous experience [14-16].

### 2.1 Atomization energies and enthalpy of formation

The atomization energies represented as  $D_0$  (since it is sometimes synonymously referred to as the total dissociation energies) were evaluated using the calculated values of energies (sum of electronic and zero-point energy corrections) with the methods described in the computational methods above. For a reaction,



The expression for computing the atomization energy of the molecule (CD) is given as;

$$\sum D_0(CD) = 2E_0(A) + E_0(B) - E_0(CD) - \text{ZPE}(CD) \quad (2)$$

In calculating the enthalpy of formation ( $\Delta_f H^0$ ) at 0 K for all the molecules reported in this study, the experimental values of standard enthalpy of formation of elements C, H, O, and N reported in literature (Curtiss et al. 1997) were used.

The enthalpy of formation at 0 K is calculated using the following expression:

$$\Delta H_f^0(CD, 0K) = 2\Delta H_f^0(A, 0K) + \Delta H_f^0(B, 0K) - \sum D_0(CD) \quad (3)$$

The enthalpy of formation at 298 K is calculated using the following expression:

$$\Delta H_f^0(CD, 298K) = \Delta H_f^0(CD, 0K) + (H_{CD}^0(298K) - H_{CD}^0(0K)) - [2\{H_A^0(298K) - H_A^0(0K)\} + \{H_B^0(298K) - H_B^0(0K)\}] \quad (4)$$

From equation 4,  $H_{CD}^0(298K) - H_{CD}^0(0K)$  is defined as  $H_{\text{corr}} - E_{\text{zpe}}$ . Where  $H_{\text{corr}} = E_{\text{tot}} + k_B T$  and  $E_{\text{tot}} = E_t + E_r + E_v + E_e$ .

## 3. Results and Discussion

The reported optimized energy in this study is in H/P, relative and ZPE are in kcal/mol at 298.15 K. The results obtained from the 6 different isomeric groups where these 7 heterocycles belong are presented and discussed accordingly. Moreover, we report the rotational constants along with the dipole moment components of these 67 species. In addition, a comparison between our calculated rotational constants and dipole moments for the attempted seven heterocycle molecules are carried out with the existing experimental results.

**3.1 C<sub>3</sub>H<sub>4</sub>N<sub>2</sub> Isomers:** Table 1 presents the optimized energy taking into account ZPE also of 13 isomers of the C<sub>3</sub>H<sub>4</sub>N<sub>2</sub> isomeric group in decreasing order of optimized energy, relative energy and enthalpy of formation. The optimized structures of these isomers are shown in Figure 1. This isomeric group consists of important biological molecules; the imidazole ring structure occurs in fundamental biological molecules such as histidine (an amino acid) and purines; imidazolium and pyrazolium-based ionic surface are now receiving attention of researches as good materials for biosensing; pyrazole and its derivatives are important constituents of many drugs because of their muscle relaxing, antidiabetic, analgesic, anti-inflammatory, and other biological activities [17-19].

As important as the C<sub>3</sub>H<sub>4</sub>N<sub>2</sub> isomers are, only imidazole has been astronomically searched for [20,17] they point out the upper limit of the detection on the brightness temperature and in number density. Relative energy of 13 isomer of imidazole presented in table 1 showing that imidazole is the most stable isomer. The astronomical search of imidazole in the Sgr B2 molecular cloud only led to an upper limit of the order of 10<sup>15</sup> cm<sup>-2</sup> determined for its column density in Sgr B2[20]. Irvine et al., [17] reported the upper limit in the range of 0.6 to 100 x 10<sup>13</sup> cm<sup>-2</sup> for the column density of imidazole in different astronomical sources. Both searches could not yield any successful detection of imidazole in ISM. In comparison to other isomers of the group, imidazole remains the most potent candidate for astronomical observation. With the range of upper limit so far determined for its column density, its astronomical observation will require highly sensitive astronomical instruments, more precise transition frequencies and appropriate choice of astronomical sources.

Table 1: E0+ZPE, relative energy and enthalpy of formation for C<sub>3</sub>H<sub>4</sub>N<sub>2</sub> isomers using G4 method

Molecule	E0+ZPE (H/P)	Relative energy (Kcal/mol)	Enthalpy of formation (Kcal/mol)
----------	--------------	-------------------------------	--

Diazocyclopropane	-226.058106	64.46	91.710
Pyrazolium	-226.064964	60.16	86.986
1-Azaridinecarbonitrile	-226.099306	38.61	65.786
3H-Pyrazole	-226.102546	36.58	63.298
2-Azaridinecarbonitrile	-226.105301	34.85	62.042
4H-Pyrazole	-226.10898	32.54	59.291
Imidazolium	-226.117642	27.10	53.781
Methylamino acetonitrile	-226.12397	23.13	50.649
3-iminopropanenitrile	-226.134121	16.76	44.297
2-aminoacrylonitrile	-226.1355	15.90	43.493
Pyrazole	-226.144369	10.33	36.958
3-aminoacrylonitrile	-226.14784	8.16	35.805
<b>Imidazole</b>	<b>-226.160836</b>	<b>0.00</b>	<b>26.641</b>

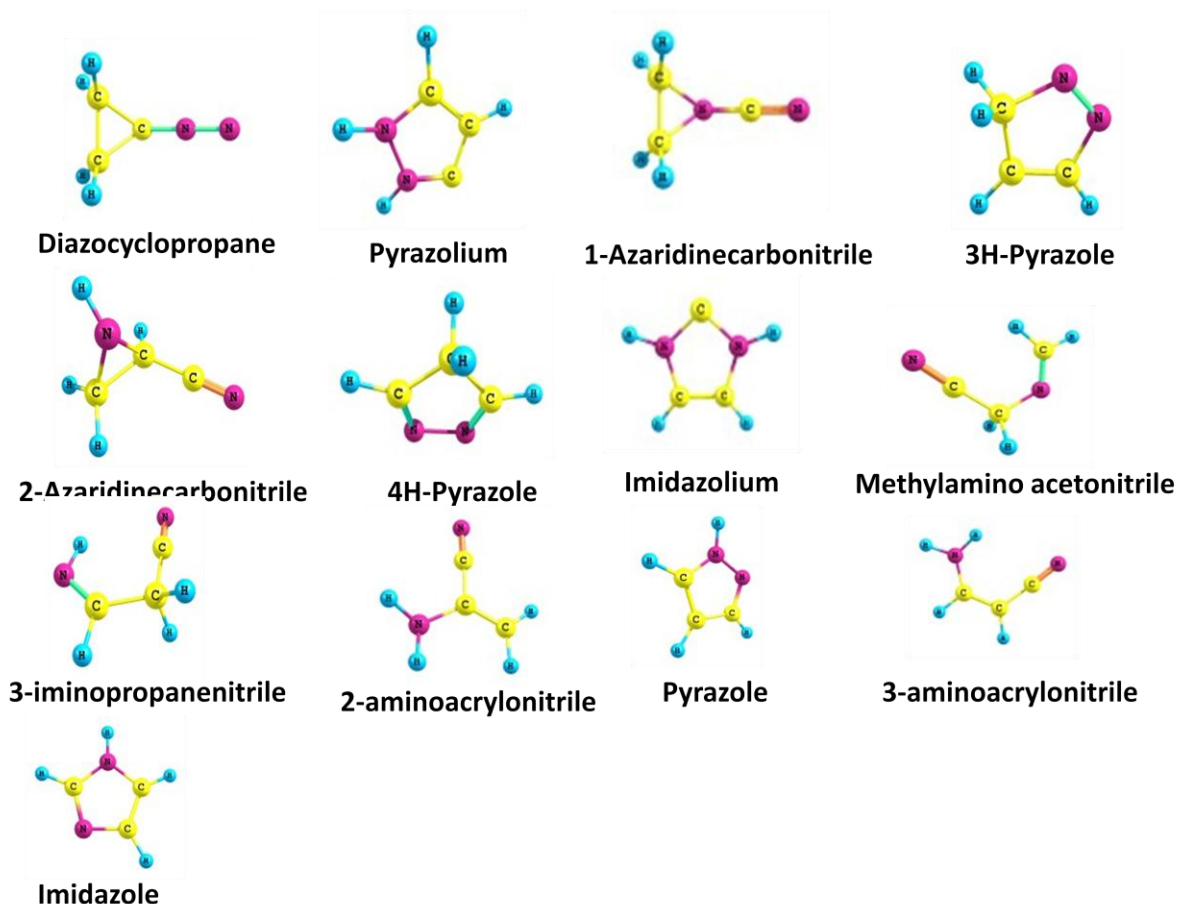


Figure 1: Optimized Structures of  $C_3H_4N_2$  isomers

**3.2  $C_5H_5N$  Isomers:** Azafulvene is an inseparable partner in pyrrole chemistry, having been postulated as an intermediate in the nucleophilic substitution reaction at the 2-pyrrolylmethyl position. The structure of 1-cyanobicyclo[1.1.0] butane makes it a choice monomer in polymer chemistry. Pyridine has a long-familiar history of applications in the biological and chemical systems [21-23]. Broadly speaking, all the isomers of the  $C_5H_5N$  (Table 2 and Figure 2) group have important applications in diverse areas. However, when it comes to astronomical observations, other parameters are very crucial. Three different sets of scientists have reported unsuccessful searches for pyridine from different astronomical sources [24-26]. Upper limits in the range of  $7.3 \times 10^{12}$  to  $2.5 \times 10^{15} \text{ cm}^{-2}$  have been determined for the column density of pyridine in the different astronomical sources searched.

The optimized structures and the energy and enthalpy of formation for the different isomers of  $C_5H_5N$  isomeric group are shown in Figure 2 and Table 2 respectively. Most stable molecule of this isomeric group pyridine, which is the only astronomically searched isomer to the best of our knowledge and the other isomers which have not been astronomically searched. Pyridine is undisputedly the best candidate for astronomical observation in comparison with other isomers of this group. It has the least enthalpy of formation; hence it is more stable. The successful astronomical observation of pyridine is a function time with the

current rapid development in astronomical and spectroscopic equipments that will culminate into better sensitivity of astronomical instruments and more accurate rest frequencies.

Table 2: E0+ZPE, relative energy and enthalpy of formation for C<sub>5</sub>H<sub>5</sub>N isomers using G4 method

Molecule	E0+ZPE (H/P))	Relative energy (kcal/mol)	Enthalpy of formation (Kcal/mol)
1-cyanobicyclo[1.1.0]butane	-248.124554	54.82	84.175
4-cyano-1-butyne	-248.136499	47.33	77.420
2,4-cyclopentadiene-1-imine	-248.160713	32.13	61.170
2-methylene-3-butenenitrile	-248.1668	28.32	58.171
Azafulvene	-248.168844	27.03	56.062
1-cyano-1,3-butadiene	-248.17115	25.59	55.518
<b>Pyridine</b>	<b>-248.211923</b>	<b>0.00</b>	<b>28.737</b>

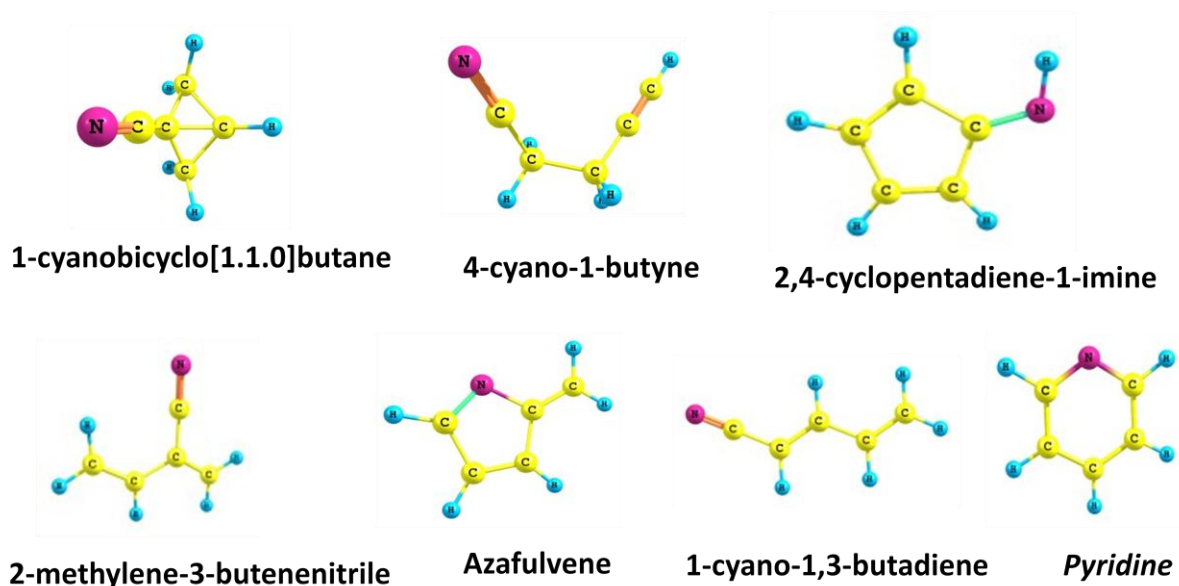


Figure 2: Optimized Structures of C<sub>5</sub>H<sub>5</sub>N isomers

**3.3 C<sub>4</sub>H<sub>4</sub>N<sub>2</sub> Isomers:** optimize energy and enthalpy of formation are calculated with the G4 method employed in this study for the different isomers of the C<sub>4</sub>H<sub>4</sub>N<sub>2</sub> isomeric group and their optimized structures are presented in Table 3 and Figure 3 respectively. Pyrimidine has great importance as they take part the in the formation process of pyrimidine bases of

RNA/DNA. Despite the importance of all the isomers of this group, only pyrimidine has been astronomically searched for in different molecular clouds as much as we know from the available literature. The choice for the astronomical search of pyrimidine at the expense of others is easily understood from the relative energy of this isomeric group. Pyrimidine has the lowest energy as compared to other isomers. The astronomical searches for pyrimidine in different molecular clouds yielded upper limits of  $1.7 \times 10^{14} \text{ cm}^{-2}$  for Sgr B2(N),  $2.4 \times 10^{14} \text{ cm}^{-2}$  for Orion KL and  $3.4 \times 10^{14} \text{ cm}^{-2}$  for W51 e1/e2 as column abundance determined for pyrimidine in the respective molecular clouds [27], without any successful detection. Among all the isomers of this group, pyrimidine remains the most possible molecule for astronomical observation in the nearest future.

Table 3: E0+ZPE, relative energy and enthalpy of formation for  $\text{C}_4\text{H}_4\text{N}_2$  isomers using G4 method

Molecule	E0+ZPE (H/P)	Relative energy (kcal/mol)	Enthalpy of formation (Kcal/mol)
1,2-diisocyanoethane	-264.175929	53.90	92.445
1,3-butadiene-1,4-diimine	-264.182791	49.59	88.011
4-amino-2-butyne nitrile	-264.190869	44.52	83.014
Iminopyrrole	-264.222101	24.93	62.267
2-methylene-2H-imidazole	-264.225476	22.81	60.147
Pyridazine	-264.226906	21.91	59.052
1,1-dicyanoethane	-264.235802	16.33	54.713
Pyrazine	-264.255606	3.90	41.006
<b><i>Pyrimidine</i></b>	<b>-264.261822</b>	<b>0.00</b>	<b>37.114</b>

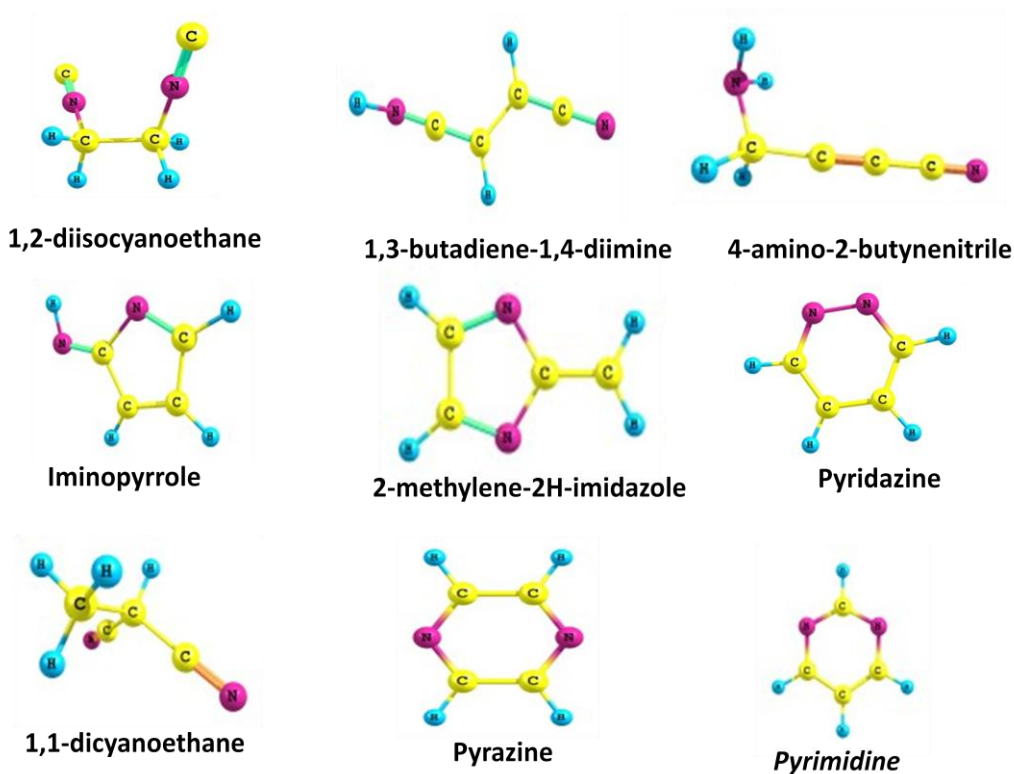


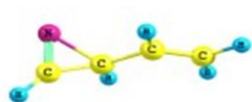
Figure 3: Optimized Structures of  $C_4H_4N_2$  isomers

**3.4  $C_4H_5N$  isomers:** Eleven isomers of the  $C_4H_5N$  isomeric group with their corresponding optimized structures and optimized energy, relative energy and enthalpy of formation are calculated with the G4 method are shown in Figure 4 and Table 4 respectively. These isomers are widely studied in different research areas because of their various applications. Most of them are extensively used in organic synthesis, e.g, pyrrole, ally cyanide etc. Ally cyanide is a good cross-linking agent in some polymers. It has also been proposed as an additive in propylene carbonate-based electrolytes for graphite anode to prevent exfoliation of the anode via film-forming. In biological systems, ally cyanide has been shown to induce antioxidant and detoxification enzymes[28-31]. As much as these isomers are important in various aspects, when it comes to astronomical searches, other parameters emerge as the priority.

Just as in the previous cases discussed above, the only astronomically searched isomer of this group; pyrrole is also the isomer which is the most stable as compared to other isomers of this group. Astronomical searches for pyrrole have been reported by two groups of scientists [32-33], with the upper limits in the range of  $3$  to  $10 \times 10^{13} \text{ cm}^{-2}$  for Sgr B2 and  $4 \times 10^{12} \text{ cm}^{-2}$  for TMC determined for the column density of pyrrole in the respective astronomical sources without any successful detection of pyrrole. Among all the isomers of this group, pyrrole still remains as the most potent candidate for astronomical observation being the most stable and probably it could be observed in the ISM by choosing proper source.

Table 4: E0+ZPE, relative energy and enthalpy of formation for C<sub>4</sub>H<sub>5</sub>N isomers using G4 method

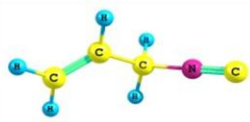
Molecule	E0+ZPE (Hartree/Particle)	Relative energy (Kcal/mol)	Enthalpy of formation (Kcal/mol)
2-vinyl-2H-azirene	-210.016131	53.74	78.561
Isocyanocyclopropane	-210.037082	40.60	65.289
Ally isocyanide	-210.044631	35.86	61.986
N-vinylethyleneimine	-210.044629	35.86	60.971
Cyanocyclopropane	-210.071476	19.01	43.605
2H-pyrrole	-210.079287	14.11	40.051
3H-pyrrole	-210.076389	15.93	40.049
Ally cyanide	-210.078281	14.74	39.742
2-cyanopropene	-210.087412	9.01	34.031
2-butenenitrile	-210.08952	7.69	32.787
<b>Pyrrole</b>	<b>-210.101775</b>	<b>0.00</b>	<b>24.094</b>



2-vinyl-2H-azirene



Isocyanocyclopropane



Ally isocyanide



N-vinylethyleneimine



Cyanocyclopropane



2H-pyrrole



3H-pyrrole



Ally cyanide



2-cyanopropene



2-butenenitrile



Pyrrole

Figure 4: Optimized Structures of  $C_4H_5N$  isomers

**3.5  $C_9H_7N$  Isomers:** Unlike in the previous cases where only one isomer has been astronomically searched for from each isomeric group, in the  $C_9H_7N$  isomeric group, 2 isomers have been astronomically searched. Figure 5 and Table 5 give the optimized structures and optimized energies for the 13 isomers of the  $C_9H_7N$  isomeric group respectively. These isomers are well studied for their diverse applications in several fields.

With respect to astronomical searches, the trend is the same as those discussed above. Quinoline and its closest chemically related isomer, isoquinoline are the only two isomers of this group that have been astronomically searched. As listed in Table 5, these two isomers are also the isomers are the stable in comparison with other isomers of the group. Charnley et al., [26] reported unsuccessful astronomical searches for quinoline and isoquinoline in three different astronomical sources with upper limits in the range of  $1.9 \times 10^{13}$  to  $1.9 \times 10^{22} \text{ cm}^{-2}$  for quinoline and  $2.9 \times 10^{13}$  to  $2.8 \times 10^{21} \text{ cm}^{-2}$  for isoquinoline determined for their column densities in the different molecular clouds searched. Though yet to be successfully observed in ISM, quinoline and isoquinoline remain the most likely isomers for astronomical observation from this group of isomers. They will probably require more sensitive astronomical tools, accurate rest frequencies and excellent choice of astronomical sources for their observations.

Table 5: E0+ZPE, relative energy and enthalpy of formation for  $C_9H_7N$  isomers using G4 method

Molecule	E0+ZPE (kcal/mol)	Relative energy (kcal/mol)	Enthalpy of formation (Kcal/mol)
3,4-diethynyl-1-methyl-1H-pyrrole	-401.677	89.51	136.304
2,5-diethynyl-1-methyl-1H-pyrrole	-401.680929	87.04	133.40
3-phenyl-2-propyn-1-imine	-401.738059	51.20	98.259
1-isocyano-2-vinyl-benzen	-401.750671	43.28	89.268
1-isocyano-4-vinyl-benzene	-401.754357	40.97	87.015
Bicyclo[4.2.0]1,3,5-triene-7-carbonitrile	-401.760785	36.93	82.259
Atroponitrile	-401.782765	23.14	68.951

3-vinylbenzonitrile	-401.78544	21.46	67.432
4-vinylbenzonitrile	-401.786252	20.95	66.918
3-methylene-3H-indole	-401.785292	21.56	66.643
Cyanostyrene	-401.786532	20.78	66.518
Isoquinoline	-401.8178	1.17	<b>45.956</b>
<b>Quinoline</b>	<b>-401.819644</b>	<b>0.00</b>	<b>44.781</b>

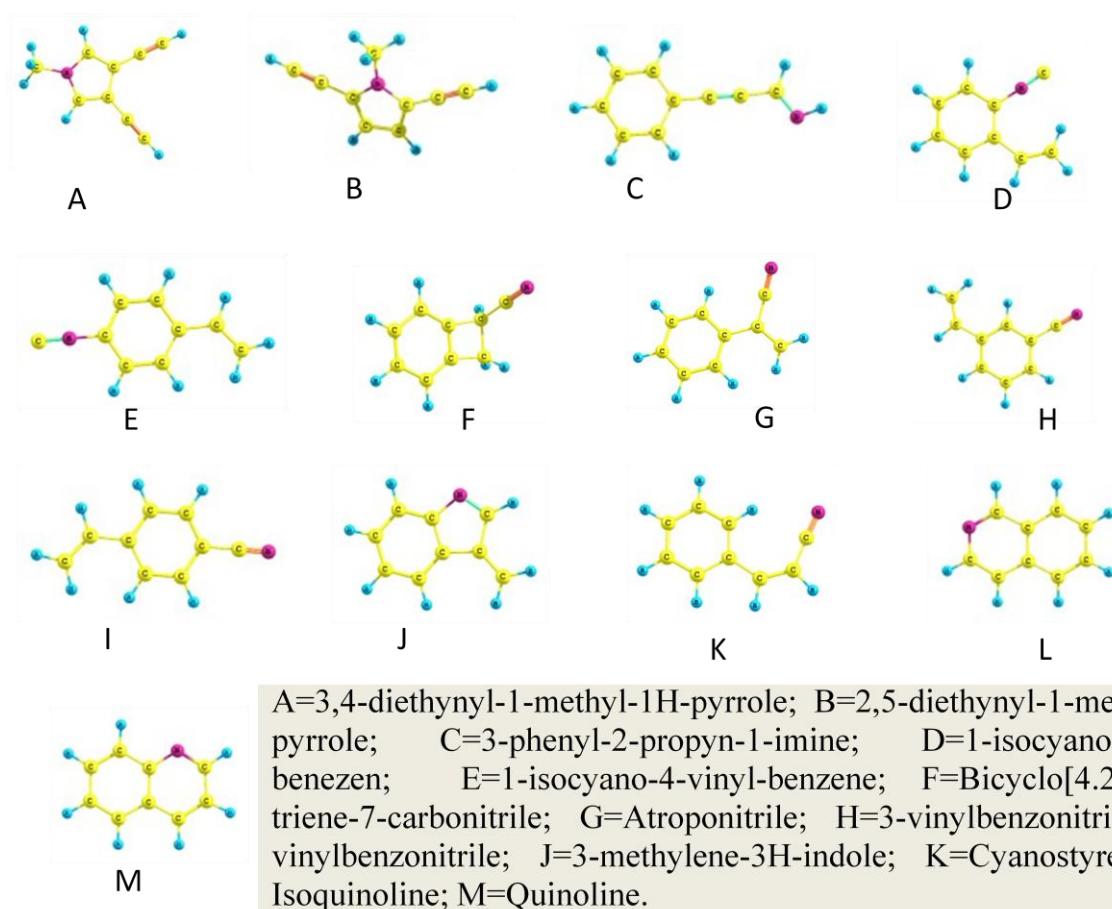


Figure 5: Optimized Structures of  $C_9H_7N$  isomers

**3.6  $C_4H_4O$  Isomers:** All our discussions so far (from subsections 3.1 to 3.5) have been on one type of heterocycles; the N-heterocycles. It will be good to see if the most stable isomer also used as a tool in searching for other heterocycles not only N-heterocycles as seen thus far. The  $C_4H_4O$  isomeric group contains oxygen rather than nitrogen as in the previous groups.

Optimized energy and enthalpy of formation for 14 isomers of this group calculated with the G4 method and presented in table 6. Optimized structures of these isomers are depicted in Figure 6.

The trend is exactly the same as discussed for the N-heterocycles. Furan is the only astronomically searched isomer of this group, it is also the most stable isomer marked difference in magnitude even with the next isomer, vinylketene. Furan's stability and its expected interstellar abundance in comparison with other isomers of the group warranted its astronomical searches.[20] Dezafrá et al., and [32] Kutner et al., have reported unsuccessful searches for furan in different astronomical sources. The upper limits determined for the column density of furan in Orion A and Sgr B2 are  $7 \times 10^{13} \text{ cm}^{-2}$  and  $2 \times 10^{16} \text{ cm}^{-2}$  respectively. Furan remains a potential candidate for astronomical observation as compared to every other isomer of the  $\text{C}_4\text{H}_4\text{O}$  group.

Table 6: E0+ZPE, relative energy and enthalpy of formation for  $\text{C}_4\text{H}_4\text{O}$  Isomers using G4 method

Molecule	E0+ZPE (Hartree/particle)	Relative energy (kcal/mol)	Enthalpy of formation (Kcal/mol)
Ethynyloxy ethane	-229.881507	54.98	46.776
Cyclopropene-1-carbaldehyde	-229.892353	48.18	39.853
2-Cyclopropene-1-carbaldehyde	-229.893918	47.19	38.781
1-buten-3-yn-2-ol	-229.90705	38.95	30.702
But-3-ynal	-229.917039	32.68	24.553
2-methyl-2-cyclopropenemethanone	-229.922374	29.34	21.003
Cyclopropylenemethanone	-229.924911	27.75	19.320
3-butyne-2-one	-229.927276	26.26	18.218
2-butyneal	-229.928479	25.51	17.161
1,2-butadienal	-229.935144	21.32	13.283
2,3-butadienal	-229.935061	21.38	13.116
2-cyclobutene-1-one	-229.940334	18.07	9.180
Vinylketene	-229.95035	11.78	3.563

Furan	-229.969127	0.00	-9.261
-------	-------------	------	--------

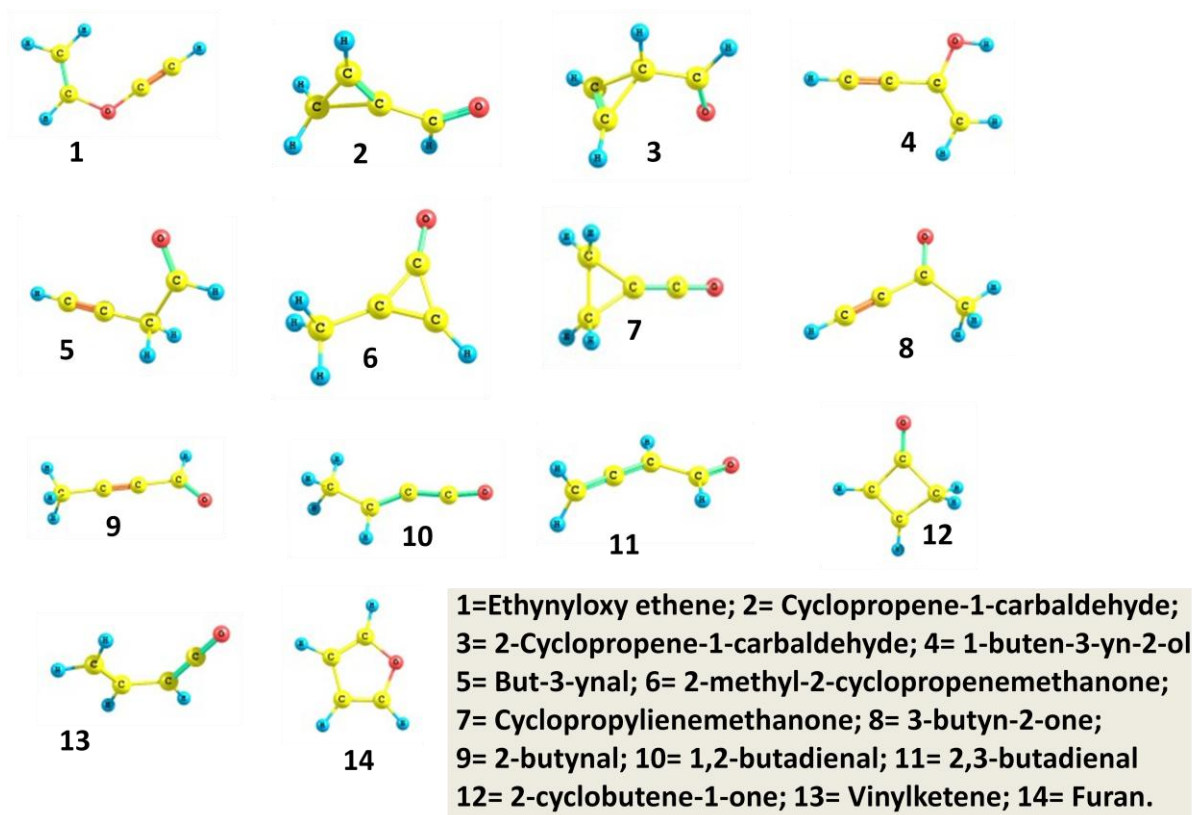


Figure 6: Optimized Structures of C<sub>4</sub>H<sub>4</sub>O isomers

Spectroscopy has remained the most important tool at the disposal of an astronomer because with it, the universe, chemical compositions, physical properties, and radial velocities of astronomical sources can be investigated. Molecular species are observed from astronomical sources via their spectroscopic signatures. Among the different spectroscopic techniques, rotational spectroscopy has remained the best technique for probing molecules in ISM and over 80% of all the known interstellar molecular species have been detected via their rotational spectral features [34]. Dipole moment is another important parameter with respect to the astronomical searches of molecules because the intensity of rotational transitions scales with the square of the dipole moment. In order to the aid the astronomical searches of these heterocycles and their isomers, these parameters (rotational constants and dipole moment) have been calculated for all the 67 molecular species examined in this study using the Gaussian G4 composite method.

A comparison between the existing experimental results and our calculated dipole moment and rotational constants for the attempted seven heterocycle molecules are carried out respectively in Table 7 and Table 8. We found a very good agreement (0.15-0.59% deviation) between our calculated rotational constants and experimental findings. Calculated dipole moment values are also in line with the experimental results. In Table 9, we have summarized our calculated rotational constants for these 67 heterocycle molecules along with their dipole moment components.

Table 7: Comparison of dipole moment between our calculated values and existing experimental values

Species	Experimentally obtained $\mu_{\text{tot}}$ (in Debye)	Theoretically calculated $\mu_{\text{tot}}$ (in Debye)
Imidazole	3.84 <sup>a</sup>	3.8428 ( $\mu_a=1.0546$ , $\mu_b=3.6952$ , $\mu_c=0.00$ )
Pyridine	2.15 <sup>b</sup>	2.3206 ( $\mu_a=0.00$ , $\mu_b=0.00$ , $\mu_c=-2.3206$ )
Pyrimidine	2.334 <sup>c</sup>	2.4048 ( $\mu_a=0.00$ , $\mu_b=2.4048$ , $\mu_c=0.00$ )
Pyrrolle	1.74 <sup>d</sup>	1.8595 ( $\mu_a=1.8595$ , $\mu_b=0.00$ , $\mu_c=0.00$ )
Isoquinoline	2.5278 ( $\mu_a=2.3602$ , $\mu_b=0.9051$ ) <sup>e</sup>	2.6207 ( $\mu_a=2.4835$ , $\mu_b=0.8370$ , $\mu_c=0.0003$ )
Quinonline	2.0197 ( $\mu_a=0.14355$ , $\mu_b=2.0146$ ) <sup>f</sup>	2.1849 ( $\mu_a=0.011$ , $\mu_b=2.1849$ , $\mu_c=0.0002$ )
Furan	0.67 <sup>g</sup>	0.7776 ( $\mu_a=0.00$ , $\mu_b=0.00$ , $\mu_c=-0.7776$ )

<sup>a</sup>[35], <sup>b</sup>[36], <sup>c</sup>[37], <sup>d</sup>[38], <sup>e</sup>[39], <sup>f</sup>[39], <sup>g</sup>[40]

Table 8: Comparison of Rotational constants between theoretical calculated values and existing experimental values

Species	Experimental rotational constants	Theoretically calculated Rotational constants	Deviation (%)
Imidazole	A=9725.27 <sup>a</sup> B=9373.97 <sup>a</sup> C=4771.93 <sup>a</sup>	A= 9774.09 B=9412.31 C=4794.89	0.50 0.40 0.47
Pyridine	A=6039.24 <sup>b</sup> B=5804.90 <sup>b</sup> C=2959.209 <sup>b</sup>	A= 6067.73 B=5831.58 C=2973.65	0.46 0.46 0.47
Pyrimidine	A=6276.86 <sup>c</sup> B=6067.18 <sup>c</sup> C=3084.49 <sup>c</sup>	A=6301.04 B=6098.38 C=3099.02	0.40 0.50 0.48
Pyrrole	A=9130.610 <sup>d</sup> B=9001.343 <sup>d</sup> C=4532.083 <sup>d</sup>	A=9172.44 B=9047.16 C= 4554.68	0.45 0.51 0.48
Isoquinoline	A=3199.00 <sup>e</sup> B=9001.34 <sup>e</sup> C=4532.08 <sup>e</sup>	A=3211.93 B=1239..99 C=894.6200	0.37 0.16 0.20
Quinoline	A=3145.53 <sup>e</sup> B=1271.57 <sup>e</sup> C=905.73 <sup>e</sup>	A=3158.15 B=1273.67 C=907.620	0.41 0.15 0.22
Furan	A=9446.97 <sup>f</sup> B= 9246.62 <sup>f</sup> C=4670.89 <sup>f</sup>	A= 9503.28 B=9292.91 C=4698.46	0.59 0.49 0.59

<sup>a</sup>[42]; <sup>b</sup>[41]; <sup>c</sup>[37]; <sup>d</sup>[37],[38]; <sup>e</sup>[39]; <sup>f</sup>[43]

Table 9: Rotational constants and dipole moment components of 67 isomers from six different isomeric groups

Species	Rotational Constants (MHz)			Dipole moment components (Debye)			
	A	B	C	$\mu_{\text{total}}$	$\mu_a$	$\mu_b$	$\mu_c$
<b>C<sub>3</sub>H<sub>4</sub>N<sub>2</sub> ISOMERS</b>							
Diazocyclopropane	18887.349	3611.1591	3288.2130	1.9289	-1.6097	-0.0001	1.0627
Pyrazolium	9448.7926	9342.0241	4716.0736	4.9685	-1.5374	4.6963	0.5172
1-Azaridinecarbonitrile	17629.0216	3756.5371	3478.6160	4.7644	4.7262	0.0000	0.6021
3H-pyrazole	9345.6882	8869.7616	4682.2517	3.6666	3.6662	0.0003	0.0551

2-Azaridinecarbonitrile	17731.599	3447.5217	3272.8884	5.3562	-4.7399	0.3821	2.4651
4H-pyrazole	9143.3054	8984.9529	4662.3736	4.9173	0.0021	4.9173	-0.0007
Imidazolium	9633.8807	9411.6762	4760.7411	2.9107	2.7177	-1.0422	0.0000
Methylamino acetonitrile	12475.1355	3858.0794	3000.7692	2.2294	-0.0004	0.8115	2.0764
3-iminopropanenitrile	11920.0528	3734.6109	2894.0953	4.1987	-1.3944	3.9604	0.0008
2-aminoacrylonitrile	9994.0754	4294.8595	3012.8666	4.3512	-4.2108	-0.4612	0.9948
Pyrazoel	9669.7127	9448.7871	4778.9869	2.4169	-1.5172	1.8814	-0.0012
3-aminoacrylonitrile	9993.0201	4295.1788	3012.9011	4.3506	4.2098	-0.4635	0.9950
<b>Imidazole</b>	9774.0943	9412.3152	4794.897	3.8428	1.0546	3.6952	0.0000
<b>C<sub>5</sub>H<sub>5</sub>N ISOMERS</b>							
1-cyanobicyclo	8863.1055	2901.7858	2489.9946	4.5029	-0.1345	4.5009	0.0000
4-cyano-1-butyne	6717.8126	2342.2701	1860.2248	4.2610	2.2087	3.5504	0.8196
2,4-cyclopentadiene-1-imine	4812.4970	3633.3516	2070.306	4.1909	2.4409	3.4067	0.0010
2-methylene,3-butenenitrile	4.8124970	3.6333516	2.0703063	4.1909	2.4409	3.4067	0.0010
Azafulvene	8513.6251	4018.0899	2729.7550	2.1526	-0.3375	2.1259	-0.0002
1-cyano-1,3-butadiene	26923.1029	1439.4842	1366.4261	5.2248	-5.1234	1.0244	0.0004
<b>Pyridine</b>	6067.7325	5831.5871	2973.6583	2.3206	0.0000	0.0000	-2.3206
<b>C<sub>4</sub>H<sub>4</sub>N<sub>2</sub> ISOMERS</b>							
1,2 diisocyanoethane	7436.2588	2572.2569	2060.4923	5.1470	0.0001	5.1470	0.0000
1,3 butadiene-1,4-diimine	38591.4465	1376.5928	1339.6247	0.0010	-0.0009	0.0003	0.0001
4-amino-2-butyne nitrile	2312.78743	1341.5872	1286.6041	3.9628	-3.9491	-0.3293	0.0004
Iminopyrrole	8504.8981	4123.4178	2777.0329	3.1993	-3.1296	0.6642	0.0002
2-methylene-2H-imidazole	8774.2629	4237.2735	2857.3837	1.0751	1.0751	0.0000	0.0000
Pyridazine	6274.8111	5987.2355	3063.8256	4.3942	0.0000	0.0000	4.3942
1,1-dicyanoethane	5614.5150	2837.7018	2007.3506	4.5944	0.0003	4.2895	1.6459
Pyrazine	6433.7623	5950.3387	3091.3075	0.0000	0.0000	0.0000	0.0000
<b>Pyrimidine</b>	6301.0423	6098.3843	3099.0286	2.4048	0.0000	2.4048	0.0000
<b>C<sub>4</sub>H<sub>5</sub>N ISOMERS</b>							
2-vinyl-2H-azirene							
Isocyanocyclopropane	16004.6544	3706.7166	3487.1084	3.7178	-3.6181	-0.0001	0.8553
Ally isocyanide	20.3515509	2.7585156	2.6282438	3.6187	3.2011	1.6123	-0.4983
N-vinylethyleneimine	16794.4012	3103.7167	2703.4988	1.1587	-0.1235	-0.9744	-0.6146
Cyanocyclopropane	15.9815787	3.4355206	3.2542310	4.6495	-4.5518	-0.0011	0.9481
2H-pyrrole	9111.3939	8420.3177	4496.8425	2.3767	-0.3198	-2.3551	0.0026
3H-pyrrole	8.9431594	8.5736928	4.4983769	2.5769	-0.8973	2.4156	0.0001
Ally cyanide	19654.2944	2611.7855	2493.3390	4.2809	3.8072	1.9015	0.4640

2-cyanopropane	9295.9905	4177.2435	2934.4349	4.3888	-4.3701	0.4049	-0.0003
2-butenenitrile	38885.7639	2290.0095	2191.8162	5.1814	-5.1534	0.5378	0.0001
<b>Pyrrole</b>	9172.4487	9047.1651	4554.6881	1.8595	1.8595	0.0000	0.0000
<b>C<sub>9</sub>H<sub>7</sub>N ISOMERS</b>							
3,4 diethynyl-1-methyl-1H-pyrrole	1.9638374	1.1110194	0.7128625	3.8173	-3.8173	0.0000	0.0168
2,5-diethynyl-1-methyl-1H-pyrrole	3172.0805	947.6697	733.0858	1.5585	0.0046	-1.5584	0.0070
3-phenyl-2-propyn-1-imine	5.1017451	0.5665159	0.5098953	2.4892	1.4372	-2.0324	-0.0001
1-isocyano-2-vinyl-benezen	2203.9132	1302.7059	818.7518	3.3557	2.6992	-1.9937	0.0001
1-isocyano-4-vinyl-benzene	5036.9757	734.1346	640.7464	3.6818	-3.6698	0.2970	0.0003
Bicyclo[4.2.0]1,3,5-triene-7-carbonitrile	3068.7677	991.0663	811.4081	4.5146	-3.5999	1.7847	2.0584
Atroponitrile	2879.5304	966.3128	735.9161	4.4241	-3.0152	3.1714	0.6506
3-vinylbenzonitrile	2279.2016	980.2086	685.4286	5.0070	-4.1265	2.8358	0.0001
4-vinylbenzonitrile	5026.5020	709.3684	621.6391	5.2574	-5.2437	0.3787	0.0001
3-methylene-3H-indole	2799.5352	1310.6408	892.7075	2.7942	-1.1913	2.5275	0.0008
Cyanostyrene	3174.2031	859.9845	676.6581	4.6628	-3.3857	-3.2061	0.0006
<b>Isoquinoline</b>	3211.9340	1239.9996	894.6218	2.6207	2.4835	0.8370	0.0003
<b>Quinoline</b>	3158.1586	1273.6704	907.6282	2.1849	0.0110	2.1849	0.0002
<b>C<sub>4</sub>H<sub>4</sub>O ISOMERS</b>							
Ethynyloxy ethane	13898.3024	3870.1225	3027.1750	2.9576	2.7991	0.9551	0.0005
Cyclopropene-1-carbaldehyde	19182.9716	3376.8649	2927.2707	2.9576	2.7991	-0.9551	-0.0005
2-Cyclopropene-1-carbaldehyde	13204.0173	4149.8423	3884.1841	3.1121	-2.4095	1.9697	-0.0011
1-buten-3-yn-2-ol	10642.3669	4127.6979	2974.1560	1.2886	-0.9796	0.8371	0.0006
But-3-ynal	12654.9946	3503.5786	2790.2650	3.0947	-0.1924	3.0887	-0.0007

2-methyl-2-cyclopropenemethanone	13475.1107	3846.4190	3048.4318	5.3677	4.8763	2.2435	0.0023
Cyclopropylienemethanone	21458.5702	3088.9092	28011.863	3.1488	-3.1488	0.0000	0.0006
3-butyn-2-one	10218.8435	4043.1046	2949.7202	3.4183	1.3593	-3.1364	-0.0003
2-butylnal	43072.3262	2119.1800	2045.5385	4.2209	1.8188	0.0137	3.8089
1,2-butadienal	52051.6947	2140.1472	2081.8869	3.9188	-3.7517	1.1321	0.0008
2,3-butadienal	35844.6031	2399.0770	2283.8082	4.2167	4.1823	-0.5372	0.0004
2-cyclobutene-1-one	12588.9477	5299.9469	3820.1925	4.0490	-4.0477	-0.1051	-0.0004
Vinylketene	14561.9464	3249.2230	2656.4797	1684.3	1.0726	1.2987	0.0004
<b>Furan</b>	9503.2847	9292.9167	4698.4617	0.7776	0.0000	0.0000	-0.7776

## Conclusion

All the heterocyclic molecules that have so far been searched for in different astronomical sources have been examined in relation to their isomers using high level chemical quantum calculations. There has not been any successful astronomical observation of any of these molecules; they remain the best candidates for astronomical observation in their respective groups. This is because; all the heterocycles so far searched for are the ones with the least enthalpy of formation in their respective isomeric groups and as such are the most stable and may be abundant in ISM. Their delayed successful astronomical observation could be due to several factors; low resistant to photodissociation, large partition function, low abundance in ISM, etc. The astronomical observation of these molecules will demand more sensitive astronomical equipments, precise transition frequencies, and proper choice of astronomical sources, among others. The accurate rotational constants, dipole moments determined for these heterocycles and their isomers examined in this study may aid successful astronomical searches.

**Acknowledgement:** EEE acknowledges a research fellowship from the Indian Institute of Science, Bangalore and fruitful discussions with Prof. E. Arunan of the Inorganic and Physical Chemistry Department, Indian Institute of Science Bangalore. AD and PG acknowledge DST (Grant No. SB/S2/HEP-021/2013) for financial support.

## References

- [1] Chakrabarti, S., & Chakrabarti, S.K., 2000a, A&A, 354, L6
- [2] Das, A., Chakrabarti, S.K., Acharyya K., & Chakrabarti, S., 2008a, NEWA, 13, 457.
- [3] Majumdar. L., P. Gorai, Das. A., Chakrabarti, S. K., 2015, APSS, 360, 64
- [4] Dua, R., Shrivastava, S., S.K. Sonwane, S.K., & Srivastava, S.K. 2011. Advances in Biological Research 5 (3): 120-144
- [5] Valverde, M.G., & Torroba, T. 2005. Molecules, 10: 318-320.
- [6] Ricca, A., Bauschlicher, C.W., & Bakes, E.L.O. 2001. *Icarus* 154, 516–521
- [7] Nuevo, M., Milam, S. N., & Sandford, S. A. 2012. *Astrobiology*, 12 (4):295-314
- [8] Botta, O., & Bada, J. L. 2002. *Surveys in Geophysics* **23**: 411–467.
- [9] Snyder, L. E., & Buhl, D. 1972. *ApJ* 163:L47
- [10] Ridgway, S. T., Hall, D. B., Wojslaw, J. M., Kleinmann, S. G., & Weinberger, D. A. 1976. *ApJ*, 464:345
- [11] Lacy, J. H., Evans II, N. J., Achtermann, J. M et al 1989. *ApJ*, 342:L43
- [12] Etim, E. E and Arunan, E. 2016. *EPJ-P*, 131:448
- [13] Frisch, M. J., Trucks, G. W., Schlegel, H. B., et al 2013. *G09:RevC.01*, Gaussian, Inc., Wallingford CT.
- [14] Etim, E. E., Gorai, P., Das, A., Arunan, E. 2017. *Advances in Space Research*, 60:709-721.
- [15] Etim, E. E., Arunan, E. 2017. *Advances in Space Research*, 59(4)1161-1171.
- [16] Etim, E. E., Gorai, P., Das, A., Chakrabati, S. K., Arunan, E. 2016. *The Astrophysical Journal*, 832, 144.
- [17] Irvine, W. M., Ellder, J., Hjalmarson, A., et al. 1981. *A &A*, 97:192.
- [18] Noe, F F., & Fowden, F. 1959. *Nature* **184**: 69–70
- [19] Ratel, M., Provencher-Girard, A., Zhao, S. S., et al. 2013. *Anal. Chem*, 85(12):5770
- [20] Dezafrá, R. L., Thaddeus, P., Kutner, M., et al. 1971. *ApJ*, 10:1
- [21] Setsune, J., Tanabe, A., Watanabe, J., & Maeda, S. 2006. *Org. Biomol. Chem.*, **4**, 2247
- [22] Linnell, R. 1960. *Journal of Organic Chemistry* **25** (2): 290
- [23] Pearson, R. G.; Williams, F. V. 1953. *Journal of the American Chemical Society* **75** (13): 3073.
- [24] Batchelor, R. A., Brooks, J. W., Godfrey, P. D., & Brown, R. D. 1973. *Aust. J. Phys.*, 26:557.
- [25] Simon, M. N & Simon, M. 1973. *ApJ*, 184: 757
- [26] Charnley, S. B., Kuan, Y., Huang, H., et al. 2005. *Advances in Space Research*, 36: 137
- [27] Kuan, Y., Yan, C., Charnley, S. B., et al. 2003. *Mon. Not. R. Soc*, 345:650
- [28] Deniau, G., Lecayon, G., Viel, P., Hennico, G., & Delhalle, J. 1992. *Langmuir*, 8(1):267
- [28] Segall, J., & Zare, R. N. 1988. *J. Chem. Phys.* 89 (9), 5704
- [29] Tanii, H., Higashi, T., Nishimura, F., Higuchi, Y., & Saijoh, K. 2008. *Medical Science Monitor*, 14(10), 189–192.
- [30] Tanii, H., Takayasu, T., Higashi, T., Leng, S., & Saijoh, K. 2004. *Food and Chemical Toxicology*, 42, 453–458.
- [32] Kutner, M. L., Machnik, D. E., Tucker, K. D., & Dickman, R. L. 1980. *ApJ*, 242:541
- [33] Myers, P. C., Thaddeus, P., & Linke, R. A. 1980. *ApJ*, 241:155
- [34] Etim, E. E., Arunan, E. *Planex News letter*, 2015, 5(2), 16
- [35] DeMore, B. B., W. S. Wilcox, W. S., Goldstein, J. H., 1954, *JCP*, 22, 876.
- [36] Hamano, H. & Hameka, H. F., 1962, *Tetrahedron*. 18, 985-990.  
[http://www.astrochymist.org/astrochymist\\_nondetections.html](http://www.astrochymist.org/astrochymist_nondetections.html) accessed in July, 2016.
- [37] Blackman, G. L., Brown, R. D., Burden, F. R., 1970, *Journal of Molecular Spectroscopy*, 35, 444-454.
- [38] Nygaard, L., Nielsen, J. T., Kirchheiner, J., Maltesen, G., Rastrup-andersen, J., Sorensen, G. O., 1968, *Journal of molecular structure*.
- [39] Kisiel, Z., Desyatnyk, L., Pszczolkowski, L., Charnley, S. B., P. Ehrenfreund, 2002, *J of Molecular Spectroscopy*, 217, 115-122.
- [40] Marino, G., 1972, *JHC*, 9, 817-819.
- [41] Maris, A., Laura B. Favero, B. L., Danieli, L., Favero, P. G., Caminati, W., *JCP*, 2000, 113, 19.
- [42] Blackman, G. L., Brown, R. D., Burden, F. R., Elsum, I. R., 1976, *Journal of Molecular Spectroscopy*, 60, 63-70.

[43] Herzberg, G., Electronic spectra and electronic structure of polyatomic molecules, Van Nostrand, New York, 1966