

# Modeling and Verifying Cyber-Physical Systems with Hybrid Active Objects<sup>\*</sup>

Eduard Kamburjan<sup>1</sup>, Stefan Mitsch<sup>2</sup>, Martina Kettenbach<sup>1</sup>, and  
Reiner Hähnle<sup>1</sup>

<sup>1</sup> Department of Computer Science, Technische Universität Darmstadt, Germany  
{haehnle,kamburjan}@cs.tu-darmstadt.de martina.kettenbach@gmail.com

<sup>2</sup> Computer Science Department, Carnegie Mellon University, USA  
smitsch@cs.cmu.edu

**Abstract.** Formal modeling of cyber-physical systems (CPS) is hard, because they pose the double challenge of combined discrete-continuous dynamics and concurrent behavior. Existing formal specification and verification languages for CPS are designed on top of their underlying proof search technology. They lack high-level structuring elements. In addition, they are not or not efficiently executable. This makes formal CPS models hard to understand and to validate, hence impairs their usability. Instead, we suggest to model CPS in an Active Objects (AO) language designed for concise, intuitive modeling of concurrent systems. To this end, we extend the AO language ABS and its runtime environment with Hybrid Active Objects (HAO). CPS models and requirements formalized in HAO must follow certain communication patterns that permit automatic translation into differential dynamic logic, a sequential hybrid program logic. Verification is achieved by discharging the resulting formulas with the theorem prover KeYmaera X. We demonstrate the practicality of our approach with case studies.

## 1 Introduction

Formal modeling of cyber-physical systems (CPS) poses a double challenge: first, their *hybrid* nature, with both continuous physical dynamics and complex computations in discrete time steps. Second, their *concurrent* nature: distributed, active components (sensors, actuators, controllers) execute simultaneously and communicate asynchronously. For this reason, it is particularly difficult to get models of CPS right. But to be useful in practice, a formal modeling language must support *validation* [24], i.e. to ensure that the model correctly captures a system and its requirements. Existing modeling languages for CPS, however, are designed for *verification*: to prove that a formal model satisfies formal properties. Examples include hybrid automata [2], hybrid process algebra [11], and logics for hybrid programs [26]. Models written in these languages are hard to read,

---

<sup>\*</sup> This work is partially supported by the **FormbaR** project, part of AG Signalling/DB RailLab in the Innovation Alliance of Deutsche Bahn AG and TU Darmstadt. This material is based upon work supported by AFOSR grant FA9550-16-1-0288.

because they are expressed in terms of the underlying verification technology: automata, algebras, formulas. They lack high-level structuring elements such as types, scopes, methods, complex commands, futures, etc. In addition, these languages are not or not efficiently executable, a crucial aspect of validation.

We make a proposal to address the “usability gap” in modeling CPS while retaining the capability to formally verify properties of models. Our starting point is the Active Objects [8] language ABS (for: Abstract Behavioral Specification) [17]. It is an efficiently executable language, designed to model asynchronous, concurrent systems. ABS was used to model complex, real-world systems for cloud processing [1], virtualized services [18], data processing [21], and railway operations [19]. It is designed for verifiability and has associated analysis and verification tools [32], but it lacks the capability to model hybrid systems. That is offered by our suggested *Hybrid ABS* (HABS) language extension, generalizing Active Objects to *Hybrid Active Objects* (HAO): Active Objects extended with continuous dynamics. However, we do not endeavor to extend the existing verification system of ABS [12] to handle HAO. For once, this is a highly complex task; second, an expressive hybrid verification logic is *available* as differential dynamic logic ( $d\mathcal{L}$ ) [28,29,30], implemented in the KeYmaera X system [13].

Our approach is based on *translation* from HABS to  $d\mathcal{L}$ : Hybrid models are developed and debugged in HABS—whose runtime environment is extended to handle HAO—and then formally verified against a safety property in KeYmaera X. Fig. 1 illustrates this: Verification ensures that all HAO created to satisfy a given precondition fulfill a given object invariant. An optional main block can be used to initialize a system model. This allows to verify concrete scenarios. Simulation of HABS models features a visualization component that produces graphs showing how the value of object fields changes over time.

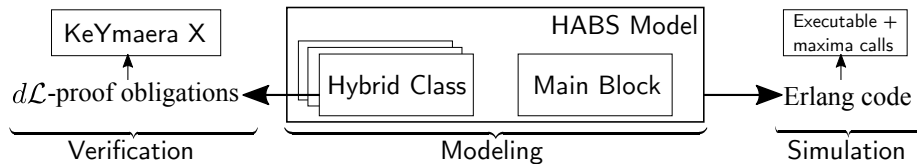


Fig. 1. Overview over HABS.

KeYmaera X does not yet support  $Qd\mathcal{L}$  [27] for distributed hybrid systems and its component-based techniques [25] are subject to strict interaction requirements. We solve this by identifying an interaction pattern for communication that we impose on HABS. It is general enough to permit intuitive and concise modeling of relevant case studies. The advantage of the pattern-based approach is that one can decompose the HABS verification problem into a set of independent *sequential*  $d\mathcal{L}$  problems for each hybrid class. In this sense, verification is compositional.

The paper is structured as follows. Sect. 2 provides background on  $d\mathcal{L}$ . Sect. 3 gives syntax and semantics of HABS, illustrated with water tank models. Sect. 4 describes verification, Sect. 5 compilation and simulation. Sect. 6 concludes.

## 2 Background: Differential Dynamic Logic

We briefly review *differential dynamic logic* ( $d\mathcal{L}$ ) [29,30] as implemented in the interactive theorem prover KeYmaera X [13]. Differential dynamic logic expresses the combined discrete and continuous dynamics of hybrid systems in a sequential imperative programming language called *hybrid programs*. Its syntax and informal semantics are in Table 1.

**Table 1.** Hybrid programs in  $d\mathcal{L}$

Program	Informal semantics
$?\varphi$	Test whether formula $\varphi$ is true, abort if false
$x := \theta$	Assign value of term $\theta$ to variable $x$
$x := *$	Assign any (real) value to variable $x$
$\{x' = \theta \ \& \ H\}$	Evolve ODE $x' = \theta$ for any duration $t \geq 0$ with evolution domain constraint $H$ true throughout
$\alpha; \beta$	Run $\alpha$ followed by $\beta$ on resulting state(s)
$\alpha \cup \beta$	Run either $\alpha$ or $\beta$ non-deterministically
$\alpha^*$	Repeat $\alpha$ $n$ times, for any $n \in \mathbb{N}$

Hybrid programs provide the usual discrete statements assignment ( $x := \theta$ ), non-deterministic assignment ( $x := *$ ), test ( $?\varphi$ ), non-deterministic choice ( $\alpha \cup \beta$ ), sequential composition ( $\alpha; \beta$ ), and non-deterministic repetition ( $\alpha^*$ ). A typical modeling pattern combines non-deterministic assignment and test (e.g., “ $x := *; ?H$ ”) to choose any value subject to a Boolean constraint  $H$ . Standard control structures are expressible, for example: (i) **if**  $H$  **then**  $\alpha$  **else**  $\beta \equiv (?H; \alpha) \cup (? \neg H; \beta)$ , (ii) **if**  $H$  **then**  $\alpha \equiv (?H; \alpha) \cup (? \neg H)$ , (iii) **while** ( $H$ )  $\alpha \equiv (?H; \alpha)^*; ? \neg H$ .

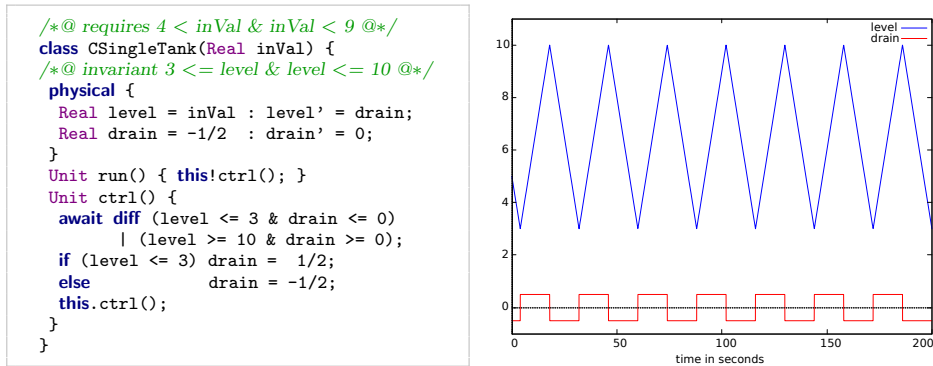
For continuous dynamics, the notation  $\{x' = \theta \ \& \ H\}$  represents an ordinary differential equation (ODE) system (derivative  $x'$  in time) of the form  $x'_1 = \theta_1, \dots, x'_n = \theta_n$ . Any behavior described by the ODE stays inside the evolution domain  $H$ , i.e. the ODE is followed for a non-deterministic, non-negative period of time, but stops before  $H$  becomes false. For example, a basic model of the water level  $x$  in a tank draining with flow  $-f$  is given by the ODE  $\{x' = -f \ \& \ x \geq 0\}$ , where the evolution domain constraint  $x \geq 0$  means the tank will not drain to negative water levels. With a careful modeling pattern, continuous behavior can be governed by  $H$  so that one can react to events, but it is not otherwise restricted or influenced: The pattern  $\{x' = \theta \ \& \ H\} \cup \{x' = \theta \ \& \ \tilde{H}\}$  permits control intervention to achieve different behavior triggered by an event.  $\tilde{H}$  is the weak complement of  $H$ : they share exactly their boundary from which both behaviors are possible. For example,  $H \equiv x \leq 0$ ,  $\tilde{H} \equiv x \geq 0$ .

The  $d\mathcal{L}$ -formulas  $\varphi, \psi$  relevant for this paper are propositional logic operators  $\varphi \wedge \psi, \varphi \vee \psi, \varphi \rightarrow \psi, \neg\varphi$  and comparison expressions  $\theta \sim \eta$ , where  $\sim \in \{<, \leq, =, \neq, \geq, >\}$  and  $\theta, \eta$  are real-valued terms over  $\{+, -, \cdot, /\}$ . In addition, there is the  $d\mathcal{L}$  modal operator  $[\alpha]\varphi$ . The  $d\mathcal{L}$ -formula  $[\alpha]\varphi$  is true iff  $\varphi$  holds in all states reachable by program  $\alpha$ . The formal semantics of  $d\mathcal{L}$  [29,30] is a Kripke semantics in which the states of the Kripke model are the states of the hybrid system. The semantics of a hybrid program  $\alpha$  is a relation  $\llbracket \alpha \rrbracket$  between its initial and final states. Specifically,  $\nu \models [\alpha]\varphi$  iff  $\omega \models \varphi$  for all states  $(\nu, \omega) \in \llbracket \alpha \rrbracket$ , so all runs of  $\alpha$  from  $\nu$  are safe relative to  $\varphi$ .

### 3 Hybrid Active Objects

Active Objects [8] are strongly encapsulated objects that realize actor-based concurrency [15] with futures [7] and cooperative scheduling: Active Objects communicate via asynchronous method calls. On the caller side of a method invocation each time a future is generated as a handle to the call’s result once it is available. The caller may synchronize on that future, i.e. suspend and wait until it is resolved. At most one process is running on an Active Object at any time. It only suspends when it encounters the synchronization statement **await** on an unresolved future or a false Boolean condition. Once the guard becomes true, the process may be re-scheduled. All fields are strictly object-private.

Hybrid Active Objects (HAO) extend Active Objects with continuous behavior, expressed by ODE over “physical” fields. These change their value following their ODE whenever time passes, even when no process is active.



**Fig. 2.** A water tank as a Hybrid Active Object and a simulation output.

*Example 1.* Fig. 2 shows on the left an HAO model of a water tank that either fills with  $\frac{1}{2}l/sec$  or is drained with the same speed. Method `ctrl()` realizes a control loop that sets the `drain` field to switch between those states so that the

level stays between  $3l$  and  $10l$ . Fields `level`, `drain` are physical. Their initial value and governing ODE is declared in the **physical** section. The controller suspends until `level <= 3 | level >= 10` holds, i.e. until the water level reaches the upper or lower limit. Depending on which is the case, it changes the state and calls itself recursively.

The JML style comments provide an assumption on the initial state and the safety condition that in this case can be proven: if the initial level is between  $4l$  and  $9l$ , then it always stays between  $3l$  and  $10l$ . Before one attempts to formally verify this property one typically wants to run some tests to see whether it behaves as intended. Our HABS implementation allows to simulate and visualize an HAO model. For example, the graph in Fig. 2 on the right shows the behavior of a `cSingleTank` object instantiated with `inVal = 5`. In Sec. 4 we show how the class is translated into  $d\mathcal{L}$  and prove the safety condition in KeYmaera X for *any* object created with a parameter that satisfies the precondition.

### 3.1 Hybrid ABS

We formally define the Hybrid Abstract Behavioral Specification (HABS) language based on ABS [17]. The syntax is in Fig. 3. With  $e$  we denote standard expressions over fields  $f$ , variables  $v$  and operators `|`, `&`, `>=`, `<=`, `+`, `-`, `*`, `/`. Types  $T$  are all interface names and **Real**, **Unit**. HABS uses futures implicitly, no explicit future types need to be declared.

A program contains a main method, interfaces, classes. Interfaces are standard, the main method contains a list of object creations. Classes can have parameters, these are fields being initialized during object creation. Classes have an optional physical block that declares ODEs over physical fields. Classes can have further field declarations and declare three different kinds of methods:

- *Controllers*, starting with an **await** statement and ending with a recursive call.
- *Ports*, used to communicate with other objects.
- A mandatory **Unit** `run()` method that only calls controllers. It is started upon object creation.

Controller methods realize control loops. They may call port methods of other objects in each round after the initial **await** suspension statement. Port methods neither suspend nor call other methods. The first rule in the grammar for **Port** declares *out-port*, the second *in-port* methods. An out-port returns a field, an in-port copies its parameter into a field.

There are two kinds of guards: **diff**  $e$  suspends until the expression  $e$  evaluates to true, **duration**( $e1, e2$ ) suspends between  $e1$  and  $e2$  time units. The call  $e.m$  is shorthand for an asynchronous call directly followed by synchronization on its future. The call  $e!m$  is asynchronous and **this**. $m$  is a standard internal synchronous call. Each HABS program is well-typed according to [6,17] plus: (i) the method calls at the end of controllers implement direct recursion; (ii) the structure of controllers is to read from out-ports of other objects into local fields, followed by

$\text{Prgm} ::= \overline{\text{ID}} \overline{\text{CD}} \text{Main}$	$\text{ID} ::= \text{interface } I [\text{extends } \overline{I}] \{\overline{MS}\}$	Program, Interfaces
$\text{CD} ::= \text{class } C [\text{implements } \overline{I}] [(\overline{T} \overline{v})] \{\text{Phys? } \overline{FD} \overline{\text{Ctrl}} \overline{\text{Port}} \overline{\text{Run}}\}$		Classes
$\text{Main} ::= \{\overline{I} \overline{v} = \text{new } C(\overline{e})\}$	$\text{FD} ::= T \overline{v} = e$	Main, Fields
$\text{Phys} ::= \text{physical } \{\overline{\text{DED}}\}$	$\text{DED} ::= \text{Real } \overline{v} = e : de \quad de ::= e   e'$	Physical Block
$\text{MS} ::= T m(\overline{T} \overline{v})$	$\text{Port} ::= \text{MS } \{\text{return } f;\}   \text{MS } \{f = v;\}$	Signature, Ports
$\text{Ctrl} ::= \text{MS } \{sa; s; \text{this.m}();\}$	$\text{Run} ::= \text{Unit } \text{run}() \{sc\}$	Controllers, Run
$sa ::= \text{await duration}(e,e)   \text{await diff } e$	$sc ::= e!m(\overline{e})   sc;sc$	Suspension, Calls
$s ::= [T] \overline{v} = e   \overline{v} = e   f = e.m()   e!m(f)$		Atomic Statements
$  \text{while } (e) \{s\}   \text{if } (e) \{s\} [\text{else } \{s\}]   s;s$		Control Flow

Fig. 3. Syntax of HABS

computation, followed by writing into in-ports of other objects. By convention we let all controller method names start with `ctrl`, all in-ports with `in` and all out-ports with `out`.

```

1 interface Tank {
2   /* requires -1/2 <= newD <= 1/2; */
3   Unit inDrain(Real newD);
4   /* ensures 3 <= outLevel <= 10; */
5   Real outLevel();
6 }
7 class Tank(Real inVal) implements Tank {
8   physical {
9     Real level = inVal : level' = drain;
10    Real drain = -1/2 : drain' = 0;
11  }
12  Unit run() { }
13  /* requires newD > 0 -> level <= 9.5 */
14  /* requires newD < 0 -> level >= 3.5 */
15  /* timed_requires inDrain < 1 */
16  Unit inDrain(Real newD) { drain = newD; }
17  Real outLevel() { return level; }
18 }
19 /* requires 0 < tick < 1 */
20 class FlowCtrl(Tank t, Real tick){
21
22  /* invariant drain > 0 -> level <= 9.5
23     & drain < 0 -> level >= 3.5 */
24  Real drain = 1/2;
25  Real level = 0;
26
27  Unit run() { this!ctrlFlow(); }
28  Unit ctrlFlow() {
29    await duration(tick,tick);
30    level = t.outLevel();
31    if (level <= 3.5) drain = 1/2;
32    if (level >= 9.5) drain = -1/2;
33    t!inDrain(drain);
34    this.ctrlFlow();
35  }
36 }

```

Fig. 4. A water tank modeled as two Hybrid Active Objects. Invariant and precondition of Tank are as in Fig. 2.

*Example 2.* Fig. 4 shows a water tank realized by two objects: a controller `FlowCtrl` and the tank itself `Tank`. The Tank has an in-port `inDrain` and an out-port method `outPort`. It has no controller, the `run` method is empty.

The controller's fields `drain`, `level` are its local copies of the state of the tank. The controller method first updates `level`, decides on the state of `drain`, then pushes the (possibly changed) state of `drain` to the tank. No time passes in the controller after suspension which ensures that the copied fields are synchronized at the end of the round. As the Tank's fields are not directly accessible to the

`FlowCtrl` instance it is not possible to wait on the `Tank`'s `level`. Instead, every `tick` seconds the controller is run.

The `Tank` interface specification declares an input requirement and a guarantee on returned values. The precondition of the `inDrain` method specification is a constraint on the input parameter. The `timed_requires` clause stipulates that the `inDrain` method must be called at least once per second.

### 3.2 Semantics of HABS

HABS extends the SOS semantics for Timed ABS [6] and only requires three small extensions: (i) include the physical behavior in the object state; (ii) determine whether a differential guard holds and, if not, when it will at the earliest; (iii) update the state whenever time passes. These affect only expression evaluation and auxiliary functions. No new SOS rule in addition to [6] is needed.

*States.* The state of an object has two parts: (i) a store  $\sigma$ , that maps (physical and non-physical) fields to values and the variables of the active process to values, and (ii)  $F$ , the set of solutions of the ODE in its physical block. A solution  $f$  is a function from time to a store which only contains the physical fields. The state and the solutions are connected: for each  $f \in F$  and each physical field  $\mathbf{f}$  the following holds:  $f(0)(\mathbf{f}) = \sigma(\mathbf{f})$ .

*Semantics of Differential Guards.* The semantics of an `await g` statement is to suspend until the guard holds, i.e. until  $\llbracket \mathbf{g} \rrbracket_{\sigma}^F$  evaluates to true. A duration guard `duration(e1, e2)` evaluates to true if  $\llbracket \mathbf{e1} \rrbracket_{\sigma}^F \leq 0$ . Defining this extended timed semantics requires two operations on guards: An extension of the *evaluation function* that returns true if the guard holds and the *maximal time elapse*  $mte_{\sigma}^F$  returning the time  $t$  that may maximally elapse without the guard evaluating to true, or  $\infty$  if this is never the case. We start with the semantics of expressions containing physical fields.

**Definition 1 (Semantics of Expressions with Physical Fields).** *Let  $F$  be the set of solutions of an object  $o$ . Given a state  $\sigma$  of  $o$ , we can check whether  $F$  is a model of an expression  $\mathbf{e}$  at time  $t$ . Let  $\mathbf{f}_p$  be a physical field and  $\mathbf{f}_d$  a discrete field of  $o$ . The semantics of fields  $\mathbf{f}_p$ ,  $\mathbf{f}_d$ , unary operators `!`, `-` and binary operators `~`  $\in \{!, \&, >=, <=, +, -, *, / \}$  is defined as follows:*

$$\begin{aligned} \llbracket \mathbf{f}_p \rrbracket_{\sigma}^{F,t} &= \begin{cases} v & \text{if } \forall f \in F. v = f(t)(\mathbf{f}_p) \\ \infty & \text{otherwise} \end{cases} & \llbracket \mathbf{f}_d \rrbracket_{\sigma}^{F,t} &= \sigma(\mathbf{f}_d) \\ \llbracket -\mathbf{e} \rrbracket_{\sigma}^{F,t} &= -\llbracket \mathbf{e} \rrbracket_{\sigma}^{F,t} & \llbracket !\mathbf{e} \rrbracket_{\sigma}^{F,t} &= \neg \llbracket \mathbf{e} \rrbracket_{\sigma}^{F,t} & \llbracket \mathbf{e} \sim \mathbf{e}' \rrbracket_{\sigma}^{F,t} &= \llbracket \mathbf{e} \rrbracket_{\sigma}^{F,t} \sim \llbracket \mathbf{e}' \rrbracket_{\sigma}^{F,t} \end{aligned}$$

Outside differential guards, only the evaluation in the initial state  $\llbracket \mathbf{v}_c \rrbracket_{\sigma}^{F,0}$  is needed and this expression is never  $\infty$ . Next we define  $mte(\mathbf{e})$ : the *maximal* time that may elapse without missing an event is the *minimal* time needed by the system to evolve into a state where the guard holds. This yields also the semantics of the guard itself. We identify  $\llbracket \cdot \rrbracket_{\sigma}^F$  with  $\llbracket \cdot \rrbracket_{\sigma}^{F,0}$ .

**Definition 2 (Semantics of Differential Guards).** *Let  $F$  be the set of solutions of object  $o$  in state  $\sigma$ . Then we define:*

$$mte_{\sigma}^F(\mathbf{diff} \ e) = \underset{t \geq 0}{\mathbf{argmin}} \ (\llbracket e \rrbracket_{\sigma}^{F,t} = \mathbf{true})$$

*A differential guard is evaluated to true if no time advance is needed:*

$$\llbracket \mathbf{diff} \ e \rrbracket_{\sigma}^{F,0} = \mathbf{true} \iff mte_{\sigma}^F(\mathbf{diff} \ e) = 0$$

If  $e$  contains no continuous variable then the differential guard semantics and the evaluation of expressions in Def. 1 coincides with condition synchronization and expression evaluation in the standard ABS semantics [17].

*Time Advance.* The characteristic feature of hybrid objects is that their (physical) state changes when time advances, even when no process is active. This is expressed in the semantics by a function  $adv(\sigma, t)$  which takes a state  $\sigma$ , a duration  $t$ , and advances  $\sigma$  by  $t$  time units:

$$adv(\sigma, t)(\mathbf{f}) = \begin{cases} \sigma(\mathbf{f}) & \text{if } \mathbf{f} \text{ is not physical} \\ v & \text{if } \forall f \in F. v = f(t)(\mathbf{f}) \end{cases}$$

Hence, for non-hybrid Active Objects  $adv(\sigma, t) = \sigma$ . Here the function is only needed to modify the process pool of an object for scheduling, not its state, and used exactly as in [6].

## 4 Verification

### 4.1 Overview

With verification we mean essentially that an HAO satisfies its class *invariant* provided that the constraints expressed in the preconditions are met. We make this precise now. A class specification is a tuple  $(\mathit{inv}, \mathit{pre}, \mathit{TReq}, \mathit{Req}, \mathit{Ens})$ , where  $\mathit{inv}$  is the class invariant, a  $d\mathcal{L}$  formula over the fields and parameters of the class and  $\mathit{pre}$  is its precondition, a  $d\mathcal{L}$  formula over the class parameters.  $\mathit{TReq}$  is the set of timed preconditions for in-port methods:  $d\mathcal{L}$  formulas over a dedicated program variable with the method's name.  $\mathit{Req}$  is the set of preconditions for in-port methods:  $d\mathcal{L}$  formulas over fields and the parameter of the methods.  $\mathit{Ens}$  is the set of postconditions for out-port methods:  $d\mathcal{L}$  formulas over a dedicated program variable with the method's name.

To verify a class, it is translated into a  $d\mathcal{L}$ -formula that expresses relative safety at any point in time and has the following form:

$$\varphi_{\mathbf{C}} \equiv \mathit{precondition}_{\mathbf{C}} \rightarrow [(\mathit{code}_{\mathbf{C}}; \mathit{plant}_{\mathbf{C}})^*] \mathit{safety}_{\mathbf{C}} \quad (1)$$

The  $\mathit{precondition}_{\mathbf{C}}$  is composed of  $\mathit{pre}$  and restrictions on time and tick variables. As usual in controller verification, the program consists of a control part  $\mathit{code}_{\mathbf{C}}$ , followed by the evolution of the continuous behavior  $\mathit{plant}_{\mathbf{C}}$ . The  $\mathit{safety}_{\mathbf{C}}$  condition must hold after an arbitrary number of iterations. It contains  $\mathit{inv}$ , preconditions of in-port methods of referred objects, and postconditions of own out-port methods. The following translation of a HABS class and its specification defines formally how the placeholders are composed.



$$\begin{aligned}
 \text{trans}(f) &\equiv f \text{ where } f \text{ is the } d\mathcal{L} \text{ program variable representing } f \\
 \text{trans}(v) &\equiv v \text{ where } v \text{ is the } d\mathcal{L} \text{ program variable representing } v \\
 \text{trans}(e_1 \text{ op } e_2) &\equiv \text{trans}(e_1) \text{ op } \text{trans}(e_2) \\
 \text{trans}(\text{if}(e)\{s\}[\text{else}\{s'}]) &\equiv \text{if}(\text{trans}(e)) \text{ then } \text{trans}(s)[\text{else } \text{trans}(s')] \\
 \text{trans}(\text{while}(e)\{s\}) &\equiv \text{while}(\text{trans}(e))\text{trans}(s) \quad \text{trans}(s_1; s_2) = \text{trans}(s_1); \text{trans}(s_2) \\
 \text{trans}([T] \ v = e) &\equiv \text{trans}(v) := \text{trans}(e) \quad \text{trans}(f = e) \equiv \text{trans}(f) := \text{trans}(e) \\
 \text{trans}(e!m()) &\equiv ?\text{true} \quad \text{trans}(f = e.m()) \equiv \text{trans}(f) := *; ?\varphi_m \\
 &\text{where } \varphi_m \text{ is the postcondition of } m, \text{ with the method name replaced by } \text{trans}(f)
 \end{aligned}$$

**Fig. 5.** Translation of statements and expressions

## 4.2 Translation

We need two operations on program sets  $P$ . The first constructs a program that non-deterministically executes one of the arguments. The second constructs all programs that execute all arguments in some order.

$$\begin{aligned}
 \sum P &= \sum \{p_1, \dots, p_n\} = p_1 + p_2 + \dots + p_n \\
 \prod P &= \{p_1; \dots; p_{|P|} \mid \forall i, j \leq |P|. i \neq j \rightarrow p_i \neq p_j \wedge p_i, p_j \in P\}
 \end{aligned}$$

The translation has four phases: (i) provision of program variables, (ii) code generation, (iii) generation of the safety condition, (iv) provision of ODEs and constraints. We assume a fixed class  $\mathbf{c}$  with some technical constraints: 1. If a controller writes to an in-port method of another object, then it reads from all out-port methods of the objects that occur in the precondition of that in-port method. 2. Every duration statement has two identical parameters. 3. In-port methods with a timed precondition are only called from timed controllers. 4. Local variable names are unique.

*Program Variables.* For each field, parameter, and local variable in  $\mathbf{c}$  there is a program variable with the same name. For each method  $m$  there is a time variable  $t_m \in \text{Time}$ , for each in-port method  $m$  a tick variable  $tick_m \in \text{Tick}$ , both type **Real**;  $tick_m$  models the unknown time when an in-port method is called next.

*Controller.* The translation of ABS statements to hybrid programs is in Fig. 5. We discuss the non-obvious rules: Calls to in-port methods of other objects are mapped to  $?true$  (i.e. skip), because there is no effect on the caller object. A read from an out-port method is mapped to a non-deterministic assignment, such that the read value adheres to the postcondition of the called out-port method. The translation of an in-port or a controller has the form

$$\text{if}(\text{check}) \text{ then } \{\text{exec}; \text{cleanup}\} \quad (2)$$

- For a timed controller  $m$  with body `await duration(e,e); s; this.m()`, check ensures that the correct duration passed and cleanup resets the clock:

$$\text{check} \equiv t_m \doteq \text{trans}(e) \quad \text{exec} \equiv \text{trans}(s) \quad \text{cleanup} \equiv t_m := 0$$

- For a differential controller  $m$  with method body **await diff**  $e$ ;  $s$ ; **this.m()**, **check** ensures the condition holds. No cleanup is needed:

$$\text{check} \equiv \text{trans}(e) \quad \text{exec} \equiv \text{trans}(s) \quad \text{cleanup} \equiv ?\text{true}$$

- For an in-port method  $m$  with method body **this.f** =  $v$ , precondition  $\varphi$  and timed precondition  $\psi$ , **check** ensures the correct duration passed, **exec** chooses non-deterministically a value consistent with  $\varphi$ , and **cleanup** does the same for a new duration consistent with  $\psi$  (method name replaced by  $\text{tick}_m$ ):

$$\begin{aligned} \text{check} &\equiv t_m \doteq \text{tick}_m & \text{exec} &\equiv f := *; ?\varphi \\ \text{cleanup} &\equiv \text{tick}_m := *; ?\text{tick}_m > 0; ?\psi; t_m := 0 \end{aligned}$$

Let  $M$  be the set of all translations of in-port methods and controllers, then:

$$\text{code}_{\mathcal{C}} \equiv \sum \prod M; \left( \sum M \right)^* \quad (3)$$

The controller  $\text{code}_{\mathcal{C}}$  first executes all controllers in a non-deterministically chosen order, then allows each controller/in-port to be run again. The latter replicates eager ABS behavior on satisfied guards: when a differential controller is triggered and its guard still holds after its execution, then in ABS the controller is run again. We do not translate out-port methods and the **run** method. Out-port methods have no effect on an object state and their post-condition is guaranteed at any point in time. The **run** method only sets the system up and guarantees that every controller has the chance to run before the plant.

*Precondition and Safety Condition.* The  $\text{precondition}_{\mathcal{C}}$  is  $\mathcal{C}$ 's precondition **pre** plus restrictions on the time and tick variables: in the beginning each clock starts at zero and the tick variables have an unknown positive value. Additionally, all initializations of physical fields are added as equations. For example, **Real**  $r = \text{param} + 2$  results in  $r \doteq \text{param} + 2$ . The set of all such initializations is **init**.

$$\text{precondition}_{\mathcal{C}} \equiv \text{pre} \wedge \bigwedge_{t \in \text{Time}} t \doteq 0 \wedge \bigwedge_{\text{tick} \in \text{Tick}} 0 < \text{tick} \wedge \bigwedge_{\varphi \in \text{init}} \varphi \quad (4)$$

The safety condition is  $\mathcal{C}$ 's invariant **inv** plus requires clauses of the used in-port methods of other objects. Recall technical constraint 1 above. It ensures that at the moment an in-port is called, the caller object has a correct copy of the callee state. For a timed controller with guard **duration**( $e, e$ ), for each called in-port method its timed precondition  $\varphi$  is added, but the method name in  $\varphi$  replaced with  $\text{trans}(e)$ . The set of modified preconditions is  $\text{TReq}'$ .  $\text{Req}'$  are preconditions of used in-port methods of other classes than  $\mathcal{C}$ , where the parameter is replaced by the field passed to it.  $\text{Ens}'$  are the postconditions of all out-port methods of  $\mathcal{C}$ , then:

$$\text{safety}_{\mathcal{C}} \equiv \text{inv} \wedge \bigwedge_{\psi \in \text{Req}'} \psi \wedge \bigwedge_{\rho \in \text{TReq}'} \rho \wedge \bigwedge_{\theta \in \text{Ens}'} \theta \quad (5)$$

*Plant.* The plant of a class  $\mathbf{C}$  has the form

$$\text{plant}_{\mathbf{C}} \equiv \sum \{(\text{ode}, \text{ode}_t \ \& \ c) \mid c \in \mathcal{C}\} , \quad (6)$$

where  $\text{ode}$  is the ODE from its physical block,  $\text{ode}_t$  describes the clock variables, and the constraints  $c \in \mathcal{C}$  partition the domain of the physical fields. The boundaries of the subdomains overlap exactly where the differential guards hold.<sup>3</sup> This models guards as events in  $d\mathcal{L}$ , following the modeling pattern described in Sect. 2. To ensure that no differential guard is omitted, it is necessary that no two differential guards share a program variable. This is not a restriction, because two controllers can be merged with a disjunction as in Expl. 1.

To define  $\mathcal{C}$  let  $e_1, \dots, e_m$  be the translations of differential guards in the class and  $\tilde{e}_i$  the weak complement of  $e_i$ . Let  $t_1, \dots, t_l$  be all time variables introduced for timed controllers with  $e_{t_i}$  the expression in the **duration** statement. Let  $pt_1, \dots, pt_k$  be all time variables introduced for in-port methods and  $tick_{pt_i}$  the associated tick variable. We set  $\text{ode}_t \equiv \{t'_1 = 1, \dots, t'_l = 1, pt'_1 = 1, \dots, pt'_k = 1\}$  and define:

$$\begin{aligned} \mathcal{C} \equiv & (\{e_1, \tilde{e}_1\} \times \{e_2, \tilde{e}_2\} \times \dots \times \{e_m, \tilde{e}_m\}) \\ & \cup \{t_1 \leq e_{t_i}\}_{i \leq l} \cup \{t_1 \geq e_{t_i}\}_{i \leq l} \cup \{pt_i \leq tick_{pt_i}\}_{i \leq n} \cup \{pt_i \geq tick_{pt_i}\}_{i \leq n} \end{aligned}$$

*Remark.* Instead of using the parameter precondition one can verify one specific object created in a main block with a precondition that characterizes it precisely. — Our translation generates a few basic invariants for handling hybrid programs of the form  $\alpha^*$ . These include the safety condition, the fact that the inner loop in **code** does not advance time, and information on fields with final values. These invariants are usually not sufficient, but a starting point for manual specification.

**Theorem 1.** *Let  $\mathbf{P}$  be a set of classes. If for each  $\mathbf{C} \in \mathbf{P}$  the formula  $\varphi_{\mathbf{C}}$  (1) is valid, then for every main block that creates objects satisfying **pre** of  $\mathbf{C}$ , in every reachable state all objects satisfy **inv** of  $\mathbf{C}$ .*

The main observations behind this theorem are: 1. The  $d\mathcal{L}$  program omits no events, because each event is at a boundary of two evolution constraints on a variable and no two events share a variable (each controller has its own time variable); 2. the evolution constraints cover all possible states, so no run is rejected, because the domain is too small; 3. each test in  $\varphi_{\mathbf{C}}$  that discards runs, does so using a condition that has been proven. For example, the test that discards all runs of an in-port method for inputs not satisfying its precondition is safe, because on the caller-side this condition is part of the safety condition. The theorem also relies on technical constraint 1 above and the fact that the recursive call is at the end of a controller which guarantee that *at this moment* the caller copy of the callee’s state is consistent with the callee’s actual state.

<sup>3</sup> Expressions contain only  $\geq$ ,  $\leq$ , so weak complement ensures a boundary overlap.

### 4.3 Case Study

We illustrate the HABS to KeYmaera X translation (introduced in Sect. 4.2 above) with the system in Fig. 4. All files and mechanical proofs, the translation and the simulator are available online under [formbar.raillab.de/hybrid\\_abs/](http://formbar.raillab.de/hybrid_abs/). We first give the translation of the two-object water tank, whose behavior for an initial level of 5 is shown on the left of Fig. 6.

*Tank.* The in-port method of the `Tank` class gives rise to a time variable  $t_{\text{inDrain}}$  and a tick variable  $tick_{\text{inDrain}}$ . Following (4),  $\text{precondition}_{\text{Tank}}$  is

$$4 < \text{inVal} < 9 \wedge t_{\text{inDrain}} \doteq 0 \wedge 0 < tick_{\text{inDrain}} \wedge \text{level} \doteq \text{inVal} \wedge \text{drain} \doteq -\frac{1}{2}$$

The safety condition says the tank level stays in its limits and that `outLevel` adheres to its contract which happen to be identical. No in-port methods of other classes are used, hence:

$$\text{safety}_{\text{Tank}} \equiv 3 \leq \text{level} \leq 10$$

The `Tank` class has no controller method, so only the `inDrain` method needs to be translated and we set  $\text{code}_{\text{Tank}} \equiv \mathbf{p}(\mathbf{p})^*$  where  $\mathbf{p} \equiv \text{trans}(\text{inDrain})$ , see (2):

```

 $\mathbf{p} \equiv \text{if } (t_{\text{inDrain}} \doteq tick_{\text{inDrain}}) \text{ then}$ 
   $\text{drain} := *;$ 
   $?-\frac{1}{2} \leq \text{drain} \leq \frac{1}{2} \wedge (\text{drain} < 0 \rightarrow \text{level} \geq 3.5) \wedge (\text{drain} > 0 \rightarrow \text{level} \leq 9.5);$ 
   $tick_{\text{inDrain}} := *; ?tick_{\text{inDrain}} > 0; ?tick_{\text{inDrain}} < 1; t_{\text{inDrain}} := 0$ 

```

Our implementation attempts to generate useful invariants. For the example it proposes  $\text{safety}_{\text{Tank}} \wedge \text{old}(\text{inVal}) \doteq \text{inVal}$  as a loop invariant for  $(\mathbf{p})^*$ . The second conjunct is justified, because field `inVal` is not reassigned. The `old` function yields the value of its argument before the loop iteration. We do not attempt to validate the invariant, it serves barely as a starting point for the interactive proof. Obviously,  $\text{code}_{\text{Tank}}$  can be simplified to  $\mathbf{p}$ , so an invariant is not necessary.

The plant (6) is based on the physical block and the new clock variable (there are no differential guards), with the evolution constraint split along the new time variable  $t_{\text{inDrain}}$ . ODEs of the form  $v' = 0$  are default and omitted.

$$\text{plant}_{\text{Tank}} \equiv (\{\text{level}' = \text{drain}, t'_{\text{inDrain}} = 1 \ \& \ t_{\text{inDrain}} \leq tick_{\text{inDrain}}\}) + (\{\text{level}' = \text{drain}, t'_{\text{inDrain}} = 1 \ \& \ t_{\text{inDrain}} \geq tick_{\text{inDrain}}\})$$

*Timed Controller.* The precondition (4) and plant (6) of `FlowCtrl` are straightforward. The latter is defined, even though the physical block is not present.

$$\begin{aligned} \text{precondition}_{\text{FlowCtrl}} &\equiv 0 < \text{tick} < 1 \\ \text{plant}_{\text{FlowCtrl}} &\equiv (\{t'_{\text{ctrlFlow}} = 1 \ \& \ t_{\text{ctrlFlow}} \geq \text{tick}\}) + (\{t'_{\text{ctrlFlow}} \equiv 1 \ \& \ (t_{\text{ctrlFlow}} \leq \text{tick})\}) \end{aligned}$$

The safety condition (5) is the timed precondition of the called `inDrain` method and the class invariant (subsumed by the precondition of `inDrain`):

$\text{safety}_{\text{FlowCtrl}} \equiv$   
 $-\frac{1}{2} \leq \text{drain} \leq \frac{1}{2} \wedge \text{tick} < 1 \wedge (\text{drain} < 0 \rightarrow \text{level} \geq 3.5) \wedge (\text{drain} > 0 \rightarrow \text{level} \leq 9.5)$   
 Finally, the code `code_{FlowCtrl}` is defined as  $q(q)^*$  with

$q \equiv \mathbf{if} (t_{\text{ctrlFlow}} \dot{=} \text{tick}) \mathbf{then}$   
      $\text{level} := *; ?3 \leq \text{level} \leq 10; \mathbf{if} (\text{level} \leq 3.5) \mathbf{then} \{\text{drain} := \frac{1}{2}\};$   
      $\mathbf{if} (\text{level} \geq 9.5) \mathbf{then} \{\text{drain} := -\frac{1}{2}\}; t_{\text{ctrlFlow}} := 0$

*Differential Controller.* We give the translation of the tank `CSingleTank` from Fig. 2 to illustrate the handling of differential controllers. Its precondition and safety condition are again straightforward:

$\text{precondition}_{\text{CSingleTank}} \equiv 4 < \text{inVal} < 9$   
 $\text{safety}_{\text{CSingleTank}} \equiv 3 \leq \text{level} \leq 10$

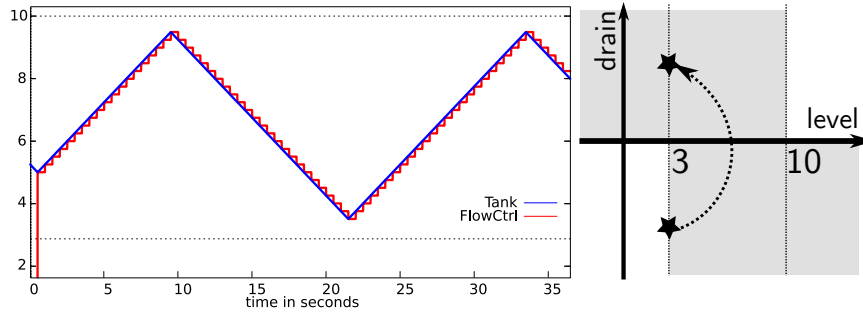
The plant and code interact. The plant separates the evolution domain into two parts, with the guard of the differential controller (the white areas in Fig. 6) defining their boundary. The gray areas are larger than the safe region defined by  $3 \leq \text{level} \leq 10$ . This is necessary: If we used simply the complement of the safe region  $\text{level} \leq 3 \mid \text{level} \geq 10$  as a guard and are in a program state at the boundary (the lower of the states indicated with a star on the right in Fig. 6), then the controller changes the state as shown by the arrow. But if the next state is *on the boundary*, then the guard is triggered, the controller runs again, and so on, without physical time being able to advance. The guard in Fig. 2 ensures that after the controller has run, the state is not on the boundary anymore. This behavior is visualized by our implementation, see the right part of Fig. 2. The code has the form  $\text{code}_{\text{CSingleTank}} \equiv r(r)^*$ , with  $r$  defined as follows:

$r \equiv \mathbf{if} (\text{level} \leq 3 \wedge \text{drain} \leq 0) \vee (\text{level} \geq 10 \wedge \text{drain} \geq 0) \mathbf{then}$   
      $\mathbf{if} (\text{level} \leq 3) \mathbf{then} \text{drain} := \frac{1}{2} \mathbf{else} \text{drain} := -\frac{1}{2}$

$\text{plant}_{\text{CSingleTank}} \equiv$   
 $(\{\text{level}' = \text{drain} \wedge (\text{level} \leq 3 \wedge \text{drain} \leq 0) \vee (\text{level} \geq 10 \wedge \text{drain} \geq 0)\}) +$   
 $(\{\text{level}' = \text{drain} \wedge (\text{level} \geq 3 \wedge \text{drain} \leq 0) \vee (\text{level} \leq 10 \wedge \text{drain} \geq 0)\})$

## 5 Simulation

The implementation of HABS is based on the ABS compiler [32], can also be used stand-alone, and is not subject to the restrictions imposed for translation to



**Fig. 6.** Simulation of the two-object tank (l.) and events in the single-object tank (r.).

$d\mathcal{L}$  given in Fig. 3. It allows unrestricted use of differential guards and includes ABS features such as synchronization via futures, a module system, product lines, and abstract data types.

The ODEs of a class cannot be changed at runtime and are represented as a string in the class table. To compile differential guards correctly one needs to compute  $mte_{\sigma}^F(\mathbf{diff} \ \mathbf{e})$  (Def. 2). To compute  $F$ , the ODEs and the current state of the physical fields are passed to Maxima [23] as an *initial value problem*. The solution is an equation system or an error. Currently, the simulator does not support non-unique solutions or non-solvable ODEs.

Afterwards, Maxima is invoked again, this time with a *minimalization problem*: it minimizes the time  $t$  with the equation system representing  $F$  as the constraints. The result is then handled in the same way as a parameter to a timed guard by the runtime system. Once time has passed and the suspended process is reactivated, the physical fields are updated according to  $F$ . To implement the time advance function  $adv$ , if the state of the object changes any physical field, the above procedure is executed again for every currently suspended differential guard to accommodate the result.

The output files used to visualize a program execution are of the form  $t_1, F_1, t_1, F_2, t_2, \dots, F_n, t_n$ . Here  $t_i$  are the points in time where the object schedules a process and  $F_i$  the function describing its physical behavior in the previous suspended state. Each time a differential guard is reactivated, not only its state is updated, but the solution  $F_{i+1}$  and the reactivation time  $t_{i+1}$  are written to the output. Each object has its own output file. A Python script translates output files into a discrete dynamic graph in Maxima format which in turn calls `gnuplot` that is responsible for creating the graph. The output of one object is shown in Fig. 2 and an overlay of two objects in Fig. 6. The latter shows how the state of the discrete controller lags behind the physical state of the tank.

## 6 Related & Future Work, Conclusion

*Related Work.* Recent efforts [25,22] introduce component-based modeling and verification techniques for hybrid systems in  $d\mathcal{L}$  to split the verification task

into manageable pieces. Integrated tools such as Ptolemy [31] emphasize timing aspects, signals, and data flow between heterogeneous models and their simulation. Our work complements these efforts with user-friendly modeling constructs in a uniform modeling language, validation by simulation, and modular formal verification along system aspects through translation from HABS to  $d\mathcal{L}$ .

Translation between languages for hybrid systems so far is centered on hybrid automata as a unifying notation [5,4]. Others focus on the discrete fragment [14]. Our translation from HABS to  $d\mathcal{L}$  translates full hybrid systems models written in a programming language, including annotations (e.g., starting and invariant conditions); it is soundly based on the formal semantics of HABS and  $d\mathcal{L}$ .

Hybrid systems validation through simulation is approached with translation to Stateflow/Simulink [3]; with a combination of discrete-event and numerical methods [9]; with threat models for security analyses [20]; and with co-simulation between control software and dedicated physics simulators [33,10]. Here, we focus on safety verification, the distributed aspect of HABS models, and take a pragmatic first step for simulating continuous models.

Hybrid Rebeca [16] proposes to embed hybrid automata directly into the actor language Rebeca. In contrast to HABS, no simulation is available and verification is not object-modular, because the whole model is translated into a single hybrid automaton. Because of this, a number of boundedness constraints have to be imposed. The verification backend of Hybrid Rebeca does not support non-linear ODEs (our examples are linear, but HABS, KeYmaera X, and Maxima, support non-linear ODEs; HABS models with non-linear ODEs are found in the online supplement). Hybrid automata can be encoded in HABS, see Fig. 2.

Only one model [19] uses Active Objects for a cyber-physical system, with the larger part of the model simulating the differential guards introduced here.

*Future Work.* We plan to extend the verification backend to more liberal differential guards and fields. We want to integrate the verification of hybrid properties described here with the verification of computation-heavy Active Objects, as implemented in the KeY-ABS tool [12]. We also plan to implement approximating the simulation of non-solvable ODEs and to perform a large case study.

*Conclusion.* Concurrent hybrid systems are not only difficult to *verify* formally, it is equally hard to *validate* a formal model of them. Both activities have conflicting demands, so we propose a translation-based approach: modeling is guided by patterns over hybrid programs and class specifications in HABS, a hybrid extension of the concurrent AO language ABS. These are automatically decomposed and translated in a semantics-preserving manner (Thm. 1) into sequential proof obligations of the verification-oriented differential dynamic logic  $d\mathcal{L}$  and discharged by the hybrid theorem prover KeYmaera X. We illustrated the viability of our approach by two case studies that feature many complications: concurrent behavior, possible non-termination, correctness depending on timing constants, multi-dimensional domain, time lag in sensing, etc. Asynchronous method calls and differential guards keep the hybrid AO models succinct and intuitive, while simulation and visualization support their validation.

## References

1. Albert, E., de Boer, F.S., Hähnle, R., Johnsen, E.B., Schlatte, R., Tapia Tarifa, S.L., Wong, P.Y.H.: Formal modeling and analysis of resource management for cloud architectures: an industrial case study using real-time ABS. *Service Oriented Computing and Applications* **8**(4), 323–339 (2014). <https://doi.org/10.1007/s11761-013-0148-0>
2. Alur, R., Courcoubetis, C., Henzinger, T.A., Ho, P.H.: Hybrid automata: An algorithmic approach to the specification and verification of hybrid systems. In: Grossman, R.L., Nerode, A., Ravn, A.P., Rischel, H. (eds.) *Hybrid Systems. LNCS*, vol. 736, pp. 209–229. Springer, Berlin, Heidelberg (1993). [https://doi.org/10.1007/3-540-57318-6\\_30](https://doi.org/10.1007/3-540-57318-6_30)
3. Bak, S., Beg, O.A., Bogomolov, S., Johnson, T.T., Nguyen, L.V., Schilling, C.: Hybrid automata: from verification to implementation. *STTT* **21**(1), 87–104 (2019). <https://doi.org/10.1007/s10009-017-0458-1>, <https://doi.org/10.1007/s10009-017-0458-1>
4. Bak, S., Bogomolov, S., Johnson, T.T.: HYST: a source transformation and translation tool for hybrid automaton models. In: *Proceedings of the 18th International Conference on Hybrid Systems: Computation and Control, HSCC’15, Seattle, WA, USA, April 14-16, 2015*. pp. 128–133 (2015)
5. van Beek, D.A., Reniers, M.A., Schiffelers, R.R.H., Rooda, J.E.: Foundations of a compositional interchange format for hybrid systems. In: Bemporad, A., Bicchi, A., Buttazzo, G.C. (eds.) *Hybrid Systems: Computation and Control, 10th International Workshop, HSCC 2007, Pisa, Italy, April 3-5, 2007, Proceedings. Lecture Notes in Computer Science*, vol. 4416, pp. 587–600. Springer (2007). [https://doi.org/10.1007/978-3-540-71493-4\\_45](https://doi.org/10.1007/978-3-540-71493-4_45), [https://doi.org/10.1007/978-3-540-71493-4\\_45](https://doi.org/10.1007/978-3-540-71493-4_45)
6. Bjørk, J., de Boer, F.S., Johnsen, E.B., Schlatte, R., Tapia Tarifa, S.L.: User-defined schedulers for real-time concurrent objects. *Innovations in Systems and Software Engineering* **9**(1), 29–43 (2013). <https://doi.org/10.1007/s11334-012-0184-5>
7. de Boer, F.S., Clarke, D., Johnsen, E.B.: A complete guide to the future. In: *ESOP. Lecture Notes in Computer Science*, vol. 4421, pp. 316–330. Springer (2007)
8. de Boer, F.S., Serbanescu, V., Hähnle, R., Henrio, L., Rochas, J., Din, C.C., Johnsen, E.B., Sirjani, M., Khamespanah, E., Fernandez-Reyes, K., Yang, A.M.: A survey of active object languages. *ACM Computing Surveys* **50**(5), 76:1–76:39 (2017). <https://doi.org/10.1145/3122848>
9. Brooks, C.X., Lee, E.A., Lorenzetti, D., Nouidui, T.S., Wetter, M.: Cyphysim: a cyber-physical systems simulator. In: Girard, A., Sankaranarayanan, S. (eds.) *Proceedings of the 18th International Conference on Hybrid Systems: Computation and Control, HSCC’15, Seattle, WA, USA, April 14-16, 2015*. pp. 301–302. ACM (2015). <https://doi.org/10.1145/2728606.2728641>, <https://doi.org/10.1145/2728606.2728641>
10. Cremona, F., Lohstroh, M., Broman, D., Lee, E.A., Masin, M., Tripakis, S.: Hybrid co-simulation: It’s about time. In: Wasowski, A., Paige, R.F., Haugen, Ø. (eds.) *Proceedings of the 21th ACM/IEEE International Conference on Model Driven Engineering Languages and Systems, MODELS 2018, Copenhagen, Denmark, October 14-19, 2018*. p. 368. ACM (2018). <https://doi.org/10.1145/3239372.3242896>, <https://doi.org/10.1145/3239372.3242896>



11. Cuijpers, P., Reniers, M.: Hybrid process algebra. *J. of Logic and Algebraic Programming* **62**(2), 191–245 (2005). <https://doi.org/https://doi.org/10.1016/j.jlap.2004.02.001>
12. Din, C.C., Bubel, R., Hähnle, R.: KeY-ABS: A deductive verification tool for the concurrent modelling language ABS. In: Felty, A., Middeldorp, A. (eds.) *Proc. 25th Intl. Conf. on Automated Deduction (CADE)*, Berlin, Germany. LNCS, vol. 9195, pp. 517–526. Springer (2015)
13. Fulton, N., Mitsch, S., Quesel, J., Völpl, M., Platzer, A.: Keymaera X: an axiomatic tactical theorem prover for hybrid systems. In: Felty, A.P., Middeldorp, A. (eds.) *Automated Deduction - CADE-25 - 25th International Conference on Automated Deduction*, Berlin, Germany, August 1-7, 2015, *Proceedings. Lecture Notes in Computer Science*, vol. 9195, pp. 527–538. Springer (2015). [https://doi.org/10.1007/978-3-319-21401-6\\_36](https://doi.org/10.1007/978-3-319-21401-6_36), [https://doi.org/10.1007/978-3-319-21401-6\\_36](https://doi.org/10.1007/978-3-319-21401-6_36)
14. Garcia, L., Mitsch, S., Platzer, A.: Hyplc: hybrid programmable logic controller program translation for verification. In: *Proceedings of the 10th ACM/IEEE International Conference on Cyber-Physical Systems, IC-CPS 2019, Montreal, QC, Canada, April 16-18, 2019*. pp. 47–56 (2019). <https://doi.org/10.1145/3302509.3311036>, <https://doi.org/10.1145/3302509.3311036>
15. Hewitt, C., Bishop, P., Steiger, R.: A universal modular ACTOR formalism for artificial intelligence. In: *Proceedings of the 3rd International Joint Conference on Artificial Intelligence*. pp. 235–245. IJCAI'73, Morgan Kaufmann Publishers Inc. (1973), <http://dl.acm.org/citation.cfm?id=1624775.1624804>
16. Jahandideh, I., Ghassemi, F., Sirjani, M.: Hybrid rebecca: Modeling and analyzing of cyber-physical systems. *CoRR abs/1901.02597* (2019), <http://arxiv.org/abs/1901.02597>
17. Johnsen, E.B., Hähnle, R., Schäfer, J., Schlatte, R., Steffen, M.: ABS: A core language for abstract behavioral specification. In: Aichernig, B.K., de Boer, F.S., Bonsangue, M.M. (eds.) *Formal Methods for Components and Objects, 9th Intl. Symp., FMCO, Graz, Austria*. LNCS, vol. 6957, pp. 142–164. Springer (2010). [https://doi.org/10.1007/978-3-642-25271-6\\_8](https://doi.org/10.1007/978-3-642-25271-6_8)
18. Johnsen, E.B., Pun, K.I., Tapia Tarifa, S.L.: A formal model of cloud-deployed software and its application to workflow processing. In: Begusic, D., Rozic, N., Radic, J., Saric, M. (eds.) *25th Intl. Conf. on Software, Telecommunications and Computer Networks, SoftCOM, Split, Croatia*. pp. 1–6. IEEE (2017). <https://doi.org/10.23919/SOFTCOM.2017.8115501>
19. Kamburjan, E., Hähnle, R., Schön, S.: Formal modeling and analysis of railway operations with Active Objects. *Science of Computer Programming* **166**, 167–193 (Nov 2018)
20. Koutsoukos, X.D., Karsai, G., Laszka, A., Neema, H., Potteiger, B., Völgyesi, P., Vorobeychik, Y., Sztipanovits, J.: SURE: A modeling and simulation integration platform for evaluation of secure and resilient cyber-physical systems. *Proceedings of the IEEE* **106**(1), 93–112 (2018). <https://doi.org/10.1109/JPROC.2017.2731741>, <https://doi.org/10.1109/JPROC.2017.2731741>
21. Lin, J., Yu, I.C., Johnsen, E.B., Lee, M.: ABS-YARN: A formal framework for modeling hadoop YARN clusters. In: Stevens, P., Wasowski, A. (eds.) *Fundamental Approaches to Software Engineering, 19th Intl. Conf., FASE, Eindhoven, The Nether-*

- lands. LNCS, vol. 9633, pp. 49–65. Springer (2016). [https://doi.org/10.1007/978-3-662-49665-7\\_4](https://doi.org/10.1007/978-3-662-49665-7_4)
22. Lunel, S., Boyer, B., Talpin, J.: Compositional proofs in differential dynamic logic dl. In: 17th International Conference on Application of Concurrency to System Design, ACSD 2017, Zaragoza, Spain, June 25–30, 2017. pp. 19–28. IEEE Computer Society (2017). <https://doi.org/10.1109/ACSD.2017.16>, <https://doi.org/10.1109/ACSD.2017.16>
  23. Maxima: Maxima, a computer algebra system. version 5.34.1 (2014), <http://maxima.sourceforge.net/>
  24. Mitsch, S., Platzer, A.: ModelPlex: Verified runtime validation of verified cyber-physical system models. *Form. Methods Syst. Des.* **49**(1), 33–74 (2016). <https://doi.org/10.1007/s10703-016-0241-z>, special issue of selected papers from RV’14
  25. Müller, A., Mitsch, S., Retschitzegger, W., Schwinger, W., Platzer, A.: Tactical contract composition for hybrid system component verification. *STTT* **20**(6), 615–643 (2018), special issue for selected papers from FASE’17
  26. Platzer, A.: Differential-algebraic dynamic logic for differential-algebraic programs. *J. of Logic and Computation* **20**(1), 309–352 (2010). <https://doi.org/10.1093/logcom/exn070>
  27. Platzer, A.: A complete axiomatization of quantified differential dynamic logic for distributed hybrid systems. *Logical Methods in Computer Science* **8**(4), 1–44 (2012). [https://doi.org/10.2168/LMCS-8\(4:17\)2012](https://doi.org/10.2168/LMCS-8(4:17)2012), special issue for selected papers from CSL’10
  28. Platzer, A.: The complete proof theory of hybrid systems. In: *LICS*. pp. 541–550. IEEE (2012). <https://doi.org/10.1109/LICS.2012.64>
  29. Platzer, A.: A complete uniform substitution calculus for differential dynamic logic. *J. Automated Reasoning* **59**(2), 219–265 (2017). <https://doi.org/10.1007/s10817-016-9385-1>
  30. Platzer, A.: *Logical Foundations of Cyber-Physical Systems*. Springer, Cham (2018). <https://doi.org/10.1007/978-3-319-63588-0>, <http://www.springer.com/978-3-319-63587-3>
  31. Ptolemaeus, C. (ed.): *System Design, Modeling, and Simulation using Ptolemy II*. Ptolemy.org (2014)
  32. Wong, P.Y.H., Albert, E., Muschevici, R., Proença, J., Schäfer, J., Schlatte, R.: The ABS tool suite: modelling, executing and analysing distributed adaptable object-oriented systems. *STTT* **14**(5), 567–588 (2012)
  33. Zhang, Z., Eyisi, E., Koutsoukos, X.D., Porter, J., Karsai, G., Sztipanovits, J.: A co-simulation framework for design of time-triggered automotive cyber physical systems. *Simulation Modelling Practice and Theory* **43**, 16–33 (2014). <https://doi.org/10.1016/j.simpat.2014.01.001>, <https://doi.org/10.1016/j.simpat.2014.01.001>

<i>Syntactic categories.</i>	<i>Definitions.</i>
$C, I, m$ in Name	$IF ::= \text{interface } I \{ [\overline{Sg}] \}$
$g$ in Guard	$CL ::= [[a]] \text{ class } C [[\overline{T x}]] [\text{implements } \overline{I}] \{ [\overline{T x};] \overline{M} \}$
$s$ in Stmt	$Sg ::= T m ([\overline{T x}])$
$a$ in Annotation	$M ::= [[a]] Sg \{ [\overline{T x};] s \}$
	$a ::= \text{Deadline: } d \mid \text{Cost: } d \mid \text{Critical: } b \mid \text{Scheduler: } e \mid a, a$
	$g ::= b \mid x? \mid \text{duration}(d, d) \mid g \wedge g$
	$s ::= s; s \mid \text{skip} \mid \text{if } b \{ s \} [\text{else } \{ s \}] \mid \text{while } b \{ s \} \mid \text{return } e$
	$\quad \mid [[a]] x = rhs \mid \text{suspend} \mid \text{await } g \mid \text{duration}(d, d)$
	$rhs ::= e \mid \text{new } C(\overline{e}) \mid e.\text{get} \mid o!m(\overline{e})$

**Fig. 7.** Syntax for the concurrent object level.

$e ::= \text{case2 } v \{ \overline{br} \} \mid \dots$	$v ::= o \mid f \mid \dots$
$s ::= \text{duration2}(d_1, d_2) \mid \dots$	
$cn ::= \epsilon \mid obj \mid msg \mid fut \mid cn \ cn$	$tcn ::= cn \ \text{clock}(t)$
$fut ::= f \mid fut(f, v)$	$\sigma ::= x \mapsto v \mid \sigma \circ \sigma$
$obj ::= ob(o, e, \sigma, pr, q)$	$pr ::= \{ \sigma   s \} \mid \text{idle}$
$msg ::= m(o, \overline{v}, f, d, c, t)$	$q ::= \epsilon \mid pr \mid q \circ q$

**Fig. 8.** Runtime syntax; here,  $o$  and  $f$  are object and future identifiers,  $d$  and  $c$  are the deadline and cost annotations.

For convenience, we give the semantics of Timed ABS here. The content of this section is a reproduction of Section 4 in [6], with kind permission of the authors.

## A Semantics

Fig. 7 gives the object layer of Timed ABS, which is extended in Fig. 8 to the runtime syntax.

*Configurations*  $cn$  are sets of objects, invocation messages, and futures. A *timed configuration*  $tcn$  adds a global clock  $\text{clock}(t)$  to a configuration (where  $t$  is a value of type `Time`). The global clock is used to record arrival and finishing times for processes. Timed configurations live inside curly brackets; thus, in  $\{cn\}$ ,  $cn$  captures the *entire* runtime configuration of the system. The associative and commutative union operator on (timed) configurations is denoted by whitespace and the empty configuration by  $\epsilon$ .

An *object*  $obj$  is a term  $ob(o, e, \sigma, pr, q)$  where  $o$  is the object's identifier,  $e$  is an expression of type `Process` representing a *scheduling policy*,  $\sigma$  a substitution representing the object's fields,  $pr$  is an (active) process, and  $q$  a *pool of processes*. A *substitution*  $\sigma$  is a mapping from variable names  $x$  to values  $v$ . For substitutions and process pools, concatenation is denoted by  $\sigma_1 \circ \sigma_2$  and  $q_1 \circ q_2$ , respectively.

In an *invocation message*  $m(o, \overline{v}, f, d, c, t)$ ,  $m$  is the method name,  $o$  the callee,  $\overline{v}$  the call's actual parameter values,  $f$  the future to which the call's

$$\begin{aligned}
\llbracket b \rrbracket_\sigma &= b \\
\llbracket x \rrbracket_\sigma &= \sigma(x) \\
\llbracket v \rrbracket_\sigma &= v \\
\llbracket Co(\bar{e}) \rrbracket_\sigma &= Co(\llbracket \bar{e} \rrbracket_\sigma) \\
\llbracket \mathbf{deadline} \rrbracket_\sigma &= \sigma(\mathbf{deadline}) \\
\llbracket fn(\bar{e}) \rrbracket_\sigma &= \begin{cases} \llbracket e_{fn} \rrbracket_{\bar{x} \mapsto \bar{v}} & \text{if } \bar{e} = \bar{v} \\ \llbracket fn(\llbracket \bar{e} \rrbracket_\sigma) \rrbracket_\sigma & \text{otherwise} \end{cases} \\
\llbracket \mathbf{case } e \{ \bar{br} \} \rrbracket_\sigma &= \llbracket \mathbf{case2 } \llbracket e \rrbracket_\sigma \{ \bar{br} \} \rrbracket_\sigma \\
\llbracket \mathbf{case2 } t \{ p \Rightarrow e; \bar{br} \} \rrbracket_\sigma &= \begin{cases} \llbracket e \rrbracket_{\sigma \circ match(p,t)} & \text{if } match(p,t) \neq \perp \\ \llbracket \mathbf{case2 } t \{ \bar{br} \} \rrbracket_\sigma & \text{otherwise} \end{cases}
\end{aligned}$$

**Fig. 9.** The evaluation of functional expressions.

result is returned,  $d$  and  $c$  are the provided deadline and cost of the call, and  $t$  is a time stamp recording the time of the call. A *future* is either an identifier  $f$  or a term  $fut(f, v)$  with an identifier  $f$  and a reply value  $v$ . For simplicity, classes are not represented explicitly in the semantics, but may be seen as static tables of object layout and method definitions.

*Processes and Process Lifting.* A *process*  $\{\sigma|s\}$  consists of a substitution  $\sigma$  of local variable bindings and a list  $s$  of statements, or it is *idle*. By default, the local variables of a process include the variables **method** of type **String**, **arrival** of type **Time**, **cost** of type **Duration**, **deadline** of type **Duration**, **start** of type **Time**, **finish** of type **Time**, **critical** of type **Bool**, **value** of type **Int**, and **destiny** of type **Name**. Consequently, we can define a function *lift* which transforms the runtime representation of a process into the Timed ABS datatype of processes and a function *select* which returns the process corresponding to a given process identifier in a process queue, as follows:

$$\begin{aligned}
lift(\{\sigma|s\}) &= Proc(\sigma(\mathbf{destiny}), \sigma(\mathbf{method}), \sigma(\mathbf{arrival}), \\
&\quad \sigma(\mathbf{cost}), \sigma(\mathbf{deadline}), \sigma(\mathbf{start}), \sigma(\mathbf{finish}), \\
&\quad \sigma(\mathbf{crit}), \sigma(\mathbf{value})) \\
select(pid, \varepsilon) &= \mathbf{idle} \\
select(pid, \{\sigma|s\} \circ q) &= \begin{cases} \{\sigma|s\} & \text{if } \sigma(\mathbf{destiny}) = pid \\ select(pid, q) & \text{otherwise} \end{cases}
\end{aligned}$$

The value of **destiny** is guaranteed to be unique, and is used to identify processes at the Timed ABS level.

### A.1 A Reduction System for Expressions

The strict evaluation  $\llbracket e \rrbracket_\sigma$  of functional expressions  $e$ , given in Fig. 9, is defined inductively over the data types of the functional language and is mostly standard, hence this subsection only contains brief remarks about some of the expressions. Let  $\sigma$  be a substitution which binds the name **deadline** to a duration value. For

every (user-defined) function definition

$$\mathbf{def} \ T \ fn(\overline{T} \ x) = e_{fn},$$

the evaluation of a function call  $\llbracket fn(\overline{e}) \rrbracket_\sigma$  reduces to the evaluation of the corresponding expression  $\llbracket e_{fn} \rrbracket_{\overline{x} \mapsto \overline{v}}$  when the arguments  $\overline{e}$  have already been reduced to ground terms  $\overline{v}$ . (Note the change in scope. Since functions are defined independently of the context where they are used, we here assume that the expression  $e$  does not contain free variables and the substitution  $\sigma$  does not apply in the evaluation of  $e$ .) In the case of pattern matching, variables in the pattern  $p$  may be bound to argument values in  $v$ . Thus the substitution context for evaluating the right hand side  $e$  of the branch  $p \Rightarrow e$  extends the current substitution  $\sigma$  with bindings that occurred during the pattern matching. Let the function  $match(p, v)$  return a substitution  $\sigma$  such that  $\sigma(p) = v$  (if there is no match,  $match(p, v) = \perp$ ).

## A.2 A Transition System for Timed Configurations

*Evaluating Guards.* Given a substitution  $\sigma$  and a configuration  $cn$ , we lift the evaluation function for functional expressions and denote by  $\llbracket g \rrbracket_\sigma^{cn}$  a evaluation function which reduces guards  $g$  to data values (the state configuration is needed to evaluate future variables). Let  $\llbracket g_1 \wedge g_2 \rrbracket_\sigma^{cn} = \llbracket g_1 \rrbracket_\sigma^{cn} \wedge \llbracket g_2 \rrbracket_\sigma^{cn}$ ,  $\llbracket \mathbf{duration}(b, w) \rrbracket_\sigma^{cn} = \llbracket b \rrbracket_\sigma \leq 0$ ,  $\llbracket x? \rrbracket_\sigma^{cn} = \mathbf{true}$  if  $\llbracket x \rrbracket_\sigma = f$  and  $fut(f, v) \in cn$  for some value  $v$  (otherwise  $f \in cn$  and we let  $\llbracket x? \rrbracket_\sigma^{cn} = \mathbf{false}$ ), and  $\llbracket b \rrbracket_\sigma^{cn} = \llbracket b \rrbracket_\sigma$ .

*Auxiliary functions.* If  $T$  is the return type of a method  $m$  in a class  $C$ , we let  $bind(m, o, \overline{v}, f, d, b, t)$  return a process resulting from the activation of  $m$  in the class of  $o$  with actual parameters  $\overline{v}$ , callee  $o$ , associated future  $f$ , deadline  $d$ , and criticality  $b$  at time  $t$ . If binding succeeds, this process has a local variable **destiny** of type  $fut\langle T \rangle$  bound to  $f$ , the method's formal parameters are bound to  $\overline{v}$ , and the reserved variables **deadline** and **critical** are bound to  $d$  and  $b$ , respectively. Furthermore, **arrival** is bound to  $t$  and **cost** to  $\llbracket e \rrbracket_{\overline{x} \mapsto \overline{v}}$  (or to the default 0 if no annotation is provided for the method). The function  $atts(C, \overline{v}, o)$  returns the initial state of an instance of class  $C$ , in which the formal parameters are bound to  $\overline{v}$  and the reserved variables **this** is bound to the object identity  $o$ . The function  $init(C)$  returns an activation of the *init* method of  $C$ , if defined. Otherwise it returns the *idle* process. The predicate  $fresh(n)$  asserts that a name  $n$  is globally unique (where  $n$  may be an identifier for an object or a future).

*Transition rules* transform state configurations into new configurations, and are given in Fig. 10. We denote by  $a$  the substitution which represents the attributes of an object and by  $l$  the substitution which represents the local variable bindings of a process. In the semantics, different assignment rules are defined for side effect free expressions (ASSIGN1 and ASSIGN2), object creation (NEW-OBJECT), method calls (ASYNC-CALL), and future dereferencing (READ-FUT). Rule SKIP consumes a **skip** in the active process. Here and in the sequel, the variable  $s$  will match any (possibly empty) statement list. We denote by *idle* a process with an empty statement list. Rules ASSIGN1 and ASSIGN2 assign the

$$\begin{array}{c}
\text{(SKIP)} \\
\frac{}{\text{ob}(o, p, a, \{l \mid \text{skip}; s\}, q) \rightarrow \text{ob}(o, p, a, \{l \mid s\}, q)} \\
\\
\text{(ASSIGN1)} \\
\frac{x \in \text{dom}(l)}{\text{ob}(o, p, a, \{l \mid x = e; s\}, q) \rightarrow \text{ob}(o, p, a, \{l \mid x \mapsto [e]_{aol} \mid s\}, q)} \\
\\
\text{(ASSIGN2)} \\
\frac{x \notin \text{dom}(l)}{\text{ob}(o, p, a, \{l \mid x = e; s\}, q) \rightarrow \text{ob}(o, p, a, \{x \mapsto [e]_{aol}, \{l \mid s\}, q)} \\
\\
\text{(SUSPEND)} \\
\frac{}{\text{ob}(o, p, a, \{l \mid \text{suspend}; s\}, q) \rightarrow \text{ob}(o, p, a, \text{idle}, \{l \mid s\} \circ q)} \\
\\
\text{(AWAIT1)} \\
\frac{[e]_{aol}^{cn}}{\text{ob}(o, p, a, \{l \mid \text{await } e; s\}, q) \text{ cn} \rightarrow \text{ob}(o, p, a, \{l \mid s\}, q) \text{ cn}} \\
\\
\text{(AWAIT2)} \\
\frac{\neg [e]_{aol}^{cn}}{\text{ob}(o, p, a, \{l \mid \text{await } e; s\}, q) \text{ cn} \rightarrow \text{ob}(o, p, a, \{l \mid \text{suspend}; \text{await } e; s\}, q) \text{ cn}} \\
\\
\text{(SCHEDULE)} \\
\frac{q' = \text{ready}(q, a, \text{cn}) \quad pr = \text{select}(pid, q) \quad q' \neq \emptyset \quad pid = [\text{procid}(p)]_{a[\text{queue} \mapsto \text{lftall}(q')]} \quad \{\text{ob}(o, p, a, \text{idle}, q) \text{ cn}\}}{\text{ob}(o, p, a, pr, (q \setminus pr)) \text{ cn}} \\
\\
\text{(ACTIVATION)} \\
\frac{q' = \text{bind}(m, o, \bar{v}, f, d, b, t) \circ q \quad \text{ob}(o, p, a, pr, q) \quad m(o, \bar{v}, f, d, b, t)}{\text{ob}(o, p, a, pr, q')} \\
\\
\text{(NEW-OBJECT)} \\
\frac{an = \text{Scheduler}: p' \text{ fresh}(o') \quad pr = \text{init}(C) \quad a' = \text{atts}(C, [e]_{aol}, o', c)}{\text{ob}(o, p, a, \{l \mid [an] x = \text{new } C(\bar{e}); s\}, q) \rightarrow \text{ob}(o, p, a, \{l \mid x = o'; s\}, q) \quad \text{ob}(o', p', a', pr, \emptyset)} \\
\\
\text{(DURATION1)} \\
\frac{d_1 = [e_1]_{aol} \quad d_2 = [e_2]_{aol}}{\text{ob}(o, p, a, \{l \mid \text{duration}(e_1, e_2); s\}, q) \rightarrow \text{ob}(o, p, a, \{l \mid \text{duration2}(d_1, d_2); s\}, q)} \\
\\
\text{(DURATION2)} \\
\frac{d_1 \leq 0}{\text{ob}(o, p, a, \{l \mid \text{duration2}(d_1, d_2); s\}, q) \rightarrow \text{ob}(o, p, a, \{l \mid s\}, q)} \\
\\
\text{(TICK)} \\
\frac{0 < d \leq \text{mte}(cn)}{\{cn\} \rightarrow \{\text{adu}(cn, d)\}} \\
\\
\text{(ASYNC-CALL)} \\
\frac{\text{fresh}(f) \quad an = \text{Deadline}: d, \text{Critical}: b}{\text{ob}(o, p, a, \{l \mid [an] x := \text{elm}(\bar{e}); s\}, q) \text{ clock}(t) \rightarrow \text{ob}(o, p, a, \{l \mid x := f; s\}, q) \text{ clock}(t) \quad m([e]_{aol}, [e]_{aol}, f, d, b, t) f} \\
\\
\text{(RETURN)} \\
\frac{f = l(\text{destiny})}{\text{ob}(o, p, a, \{l \mid \text{return}(e); s\}, q) \text{ clock}(t) f \rightarrow \text{ob}(o, p, a, \{l \mid \text{finish} = t\}, q) \text{ clock}(t) \text{ fut}(f, [e]_{aol})} \\
\\
\text{(READ-FUT)} \\
\frac{f = [e]_{aol}}{\text{ob}(o, p, a, \{l \mid x = e.\text{get}; s\}, q) \text{ fut}(f, v) \rightarrow \text{ob}(o, p, a, \{l \mid x = v; s\}, q) \text{ fut}(f, v)} \\
\\
\text{(COND1)} \\
\frac{[e]_{aol}}{\text{ob}(o, p, a, \{l \mid \text{if } e \{s_1\} \text{ else } \{s_2\}; s\}, q) \rightarrow \text{ob}(o, p, a, \{l \mid s_1; s\}, q)} \\
\\
\text{(COND2)} \\
\frac{\neg [e]_{aol}}{\text{ob}(o, p, a, \{l \mid \text{if } e \{s_1\} \text{ else } \{s_2\}; s\}, q) \rightarrow \text{ob}(o, p, a, \{l \mid s_2; s\}, q)}
\end{array}$$

Fig. 10. The semantics of Timed ABS.

value of expression  $e$  to a variable  $x$  in the local variables  $l$  or in the fields  $a$ , respectively. Rules COND1 and COND2 cover the two cases of conditional statements in the same way. (We omit the rule for `while`-loops which unfolds into the conditional.)

*Scheduling.* Two operations manipulate a process pool  $q$ ;  $pr \circ q$  adds a process  $pr$  to  $q$  and  $q \setminus pr$  removes  $pr$  from  $q$ . If  $q$  is a pool of processes,  $\sigma$  a substitution,  $t$  a time value, and  $cn$  a configuration, we denote by  $\text{ready}(q, \sigma, cn)$  the subset of processes from  $q$  which are ready to execute (in the sense that the processes will not directly suspend or block the object).

Scheduling is captured by the rule SCHEDULE, which applies when the active process is *idle* and schedules a new process for execution if there are ready processes in the process pool  $q$ . We utilize a scheduling policy in an object  $\text{ob}(o, p, \sigma, \text{idle}, q)$ ,  $p$  is an expression representing the user-defined scheduling policy. This policy selects the process to be scheduled among the ready processes of the pool  $q$ .

In order to apply the scheduling policy  $p$ , which is defined for the datatype `Process` in Timed ABS, to the runtime representation  $q$  of the process pool, we lift the processes in  $q$  to values of type `Process`. Let the function *lftall* recursively transform a pool  $q$  of processes to a value of type `List(Process)` by repeatedly

applying *lift* to the processes in  $q$ . The process identifier of the scheduled process is used to *select* the runtime representation of this process from  $q$ .

Note that in order to evaluate guards on futures, the configuration  $cn$  is passed to the *ready* function. This explains the use of brackets in the rules, which ensures that  $cn$  is bound to the rest of the global system configuration. The same approach is used to evaluate guards in the rules AWAIT1 and AWAIT2 below.

Rule SUSPEND suspends the active process to the process pool, leaving the active process *idle*. Rule AWAIT1 consumes the `await  $g$`  statement if  $g$  evaluates to true in the current state of the object, rule AWAIT2 adds a suspend statement in order to suspend the process if the guard evaluates to false.

In rule ACTIVATION the function  $\text{bind}(m, o, \bar{v}, f, d, c, b, t)$  binds a method call to object  $o$  in the class of  $o$ . This results in a new process  $\{l|s\}$  which is placed in the queue, where  $l(\text{destiny}) = f$ ,  $l(\text{method}) = m$ ,  $l(\text{arrival}) = t$ ,  $l(\text{cost}) = c$ ,  $l(\text{deadline}) = d$ ,  $l(\text{start}) = 0$ ,  $l(\text{finish}) = 0$ ,  $l(\text{crit}) = b$ ,  $l(\text{value}) = 0$ , and where the formal parameters of  $m$  are bound to  $\bar{v}$ .

*Durations.* A statement `duration( $e_1, e_2$ )` is reduced to the runtime statement `duration2( $d_1, d_2$ )`, in which the expressions  $e_1$  and  $e_2$  have been reduced to duration values. This statement blocks execution on the object until the best case execution time has passed; i.e., until at least the duration  $d_1$  has passed. Remark that time cannot pass beyond duration  $d_2$  before the statement has been executed (see below).

*Method Calls.* Rule ASYNC-CALL sends an invocation message to  $\llbracket e \rrbracket_{aol}$  with the unique identity  $f$  of a new future (since  $\text{fresh}(f)$ ), the method name  $m$ , and parameter values  $\bar{v}$ . The identifier of the new future is placed in the configuration, and is bound to a return value in RETURN. The annotations are used to provide a deadline and a criticality which are passed to the callee with the invocation message. (The global clock provides a time stamp for the call.) Rule RETURN places the evaluated return expression in the future associated with the *destiny* variable of the process, and ends execution after recording the time of process completion in the *finish* variable. Rule READ-FUT dereferences the future  $\text{fut}(f, v)$ . Note that if the future lacks a return value, the reduction in this object is *blocked*.

*Object creation.* Rule NEW-OBJECT creates a new object with a unique identifier  $o'$ . The object's fields are given default values by  $\text{atts}(C, \llbracket \bar{e} \rrbracket_{aol}, o', c)$ , extended with the actual values  $\bar{e}$  for the class parameters (evaluated in the context of the creating process) and  $o'$  for `this`. In order to instantiate the remaining attributes, the process  $pr$  is active (we assume that this process reduces to *idle* if  $\text{init}(C)$  is unspecified in the class definition, and that it asynchronously calls `run` if the latter is specified). The object gets the scheduler in the annotation  $an$  (which is copied from the class or system default if a scheduler annotation is not provided).

*Time advance.* Rule TICK specifies how time can advance in the system. We adapt the approach of Real-Time Maude to Timed ABS and specify a global time which advances uniformly throughout the global configuration  $cn$ , combined

$$\begin{aligned}
mte(cn_1 \text{ } cn_2) &= \min(mte(cn_1), mte(cn_2)) \\
mte(\text{ob}(o, p, a, pr, q)) &= \begin{cases} mte(pr) & \text{if } pr \neq \text{idle} \\ mte(q) & \text{if } pr = \text{idle} \end{cases} \\
mte(q_1, q_2) &= \min(mte(q_1), mte(q_2)) \\
mte(\{l|s\}) &= \begin{cases} w & \text{if } s = \text{duration2}(b, w); s_2 \\ mte(g) & \text{if } s = \text{await } g; s_2 \\ 0 & \text{if } s \text{ is enabled} \\ \infty & \text{otherwise} \end{cases} \\
mte(g) &= \begin{cases} \max(mte(g_1), mte(g_2)) & \text{if } g = g_1 \wedge g_2 \\ w & \text{if } g = \text{duration}(b, w) \\ 0 & \text{if } g \text{ evaluates to true} \\ \infty & \text{otherwise} \end{cases} \\
adv(cn_1 \text{ } cn_2, d) &= adv(c_1, d) \text{ } adv(c_2, d) \\
adv(\text{ob}(o, p, a, pr, q), d) &= \text{ob}(o, p, a, adv(pr, d), adv(q, d)) \\
adv((q_1, q_2), d) &= adv(q_1, d), adv(q_2, d) \\
adv(\{l|s\}, d) &= \{l[\text{deadline} \mapsto l(\text{deadline}) - d]adv(s, d)\} \\
adv(s, d) &= \begin{cases} \text{duration2}(b - d, w - d) & \text{if } s = \text{duration2}(b, w) \\ \text{await } adv(g, d) & \text{if } s = \text{await } g \\ adv(s_1, d) & \text{if } s = s_1; s_2 \\ s & \text{otherwise} \end{cases} \\
adv(g, d) &= \begin{cases} adv(g_1, d) \wedge adv(g_2, d) & \text{if } g = g_1 \wedge g_2 \\ \text{duration}(b - d, w - d) & \text{if } g = \text{duration}(b, w) \\ g & \text{otherwise} \end{cases}
\end{aligned}$$

**Fig. 11.** Functions controlling the advancement of time. Trivial cases for terms *msg*, *fut* have been omitted.

with two auxiliary functions:  $adv(cn, d)$  specifies how the advance of time with a duration  $d$  affects different parts of the configuration  $cn$ , and  $mte(cn)$  defines the maximum amount that global time can advance. At any time, the system can advance by a duration  $d \leq mte(cn)$ . However, we are not interested in advancing time by a duration 0, which would leave the system in the same state.

The auxiliary functions  $adv$  and  $mte$  are defined in Fig. 11. Both have the whole configuration as input but consider mainly objects since these exhibit time-dependent behavior. The function  $mte$  calculates the maximum time increment such that no “interesting” occurrence (i.e., worst-case duration expires, duration guard passes) will be missed in any object. Observe that for statements which are not time-dependent, the maximum time elapse is 0 if the statement is enabled, since these statements are instantaneous, and infinite if not enabled, since time may pass when the object is blocked. Hence,  $mte$  returns the minimum time increment that lets an object become “unstuck”, either by letting its active process continue or enabling one of its suspended processes. The function  $adv$  updates the active and suspended processes of all objects, decrementing all `deadline` values as well as the values in `duration` statements and `duration` guards at the head of the statement list in processes.