

Individualized Group Learning

Chencheng Cai, Rong Chen and Min-ge Xie*

Rutgers University

Abstract

Many massive data are assembled through collections of information of a large number of individuals in a population. The analysis of such data, especially in the aspect of individualized inferences and solutions, has the potential to create significant value for practical applications. Traditionally, inference for an individual in the data set is either solely relying on the information of the individual or from summarizing the information about the whole population. However, with the availability of big data, we have the opportunity, as well as a unique challenge, to make a more effective individualized inference that takes into consideration of both the population information and the individual discrepancy. To deal with the possible heterogeneity within the population while providing effective and credible inferences for individuals in a data set, this article develops a new approach called the individualized group learning (iGroup). The iGroup approach uses local nonparametric techniques to generate an individualized group by pooling other entities in the population which share similar characteristics with the target individual. Three general cases of iGroup are discussed, and their asymptotic performances are investigated. Both theoretical results and empirical simulations reveal that, by applying iGroup, the performance of statistical inference on the individual level are ensured and can be substantially improved from inference based on either solely individual information or entire population information. The method has a broad range of applications. Two examples in financial statistics and maritime anomaly detection are presented.

Keywords: Similarity Measures, Clustering, Fusion Learning, Individualized Inference, Kernel Smoothing, Nonparametric, Bayesian Inference

*Chencheng Cai is a Ph.D student at Department of Statistics, Rutgers University, Piscataway, NJ 08854. E-mail: chencheng.cai@rutgers.edu. Rong Chen is Professor at Department of Statistics, Rutgers University, Piscataway, NJ 08854. E-mail: rongchen@stat.rutgers.edu. Minge Xie is Professor at Department of Statistics, Rutgers University, Piscataway, NJ 08854. E-mail: mxie@stat.rutgers.edu. Rong Chen is the corresponding author. Chen's research is supported in part by National Science Foundation grants DMS-1503409, DMS-1737857 and IIS-1741390. Xie's research is supported in part by National Science Foundation grants DMS-1513483, DMS-1737857 and DMS-1812048.

1 Introduction

With the massive data readily available in the digital and information era, advanced statistical learning methodologies for analysis of big data are in high demand. Traditional statistical methods are often used to discover the general rule of the population. However, in many applications we are also interested in an individual entity for personalized solutions or products. For instance, in precision medicine, each patient has his/her own traits. Therefore, it is crucial and beneficial to make individualized treatments and prescribe personalized medicine (Liu and Meng, 2016; Qian and Murphy, 2011; Zhao et al., 2012; Yang et al., 2012; Collins and Varmus, 2015; Wang et al., 2007). In business, the so-called 'Market of One' strategy that makes a customer feel that he or she is exclusive or preferred by the firm, becomes popular for companies to design personalized products. Indeed, individualized learning and inference matters in many applications.

Since no two patients or two customers are exactly the same, heterogeneity often exists in a population. It poses a challenge to combine the data from different individuals, especially for making improved inferences in individualized learning. A class of conventional methods is to cluster/group individual entities into subgroups and, assuming homogeneity within each subgroup, then use the data in the same subgroup for statistical analysis (Jain et al., 1999; Xu and Wunsch, 2005; Agrawal et al., 1998; Binder, 1978; Ng and Han, 1994; Gan et al., 2007; Liao, 2005; Jain, 2010). The clustering and grouping in the conventional methods are typically performed in *a priori*. Such approaches have several disadvantages. Firstly, the constitution of subgroups often depends on a predetermined total number of subgroups, which is a parameter that is either difficult or not reliable to choose in practice. Secondly, since analytic outcomes and inference (e.g. estimated parameters and testing) are the same for all individuals in the same subgroup, such a procedure potentially diminishes hidden local structures. More importantly, in many cases, there may not be clearly-cut and well-divided subgroups in the population. In these situations, the conventional subgroup analysis may impose an artificial grouping structure to the population, which can potentially lead to large biases and invalid inference for many individuals. Another class of conventional methods is to assume mixture models, including classical hierarchical models and Bayesian nonparametric models (Duda and Hart, 1973; Lindsay, 1995; Figueiredo and Jain, 2000; Ferguson, 1973; Antoniak, 1974; Lo, 1984; Teh et al., 2005). Similar to the clustering method, the mixture models assume that the population contains several homogeneous subpopulations, but unlike clustering, there is no clear boundary between the subpopulations. However, inference on each individual is not the focus of such a procedure. It is often done as an afterthought, by estimating the mixture likelihood. Furthermore, a mixture model may not be able to explain the population heterogeneity when the assumed latent structure is invalid. In addition, when given an observation, it is usually difficult to tell which subpopulation it belongs to.

In this article, we propose a new method called individualized group learning, abbreviated as *iGroup*. Instead of grouping at the population level, the *iGroup* approach focuses on each individual and forms an individualized group for the target individual, by locating individuals that share similar characteristics of the target. It sidesteps aforementioned difficulties by forming an *iGroup* specifically for the target individual while ignoring other entities that have little in common with the target. Figure 1 demonstrates the difference between group identifications in a two-dimensional feature space. The left panel shows the result from a

k-means clustering method with three groups. Each point is assigned with one cluster label. Data points having the same label are assumed to follow an identical statistical model, even though a large amount of heterogeneity may still exist among the individuals in the same group. The right panel demonstrates the individualized groups for two selected points (bold). Instead of assuming disjoint cluster regions, the individualized group, whose boundary is shown as a solid line, is specific and unique for each individual. Therefore, the laws for two individuals are generally different as their identified individualized groups are different. iGroup corresponds essentially to a local nonparametric approach.

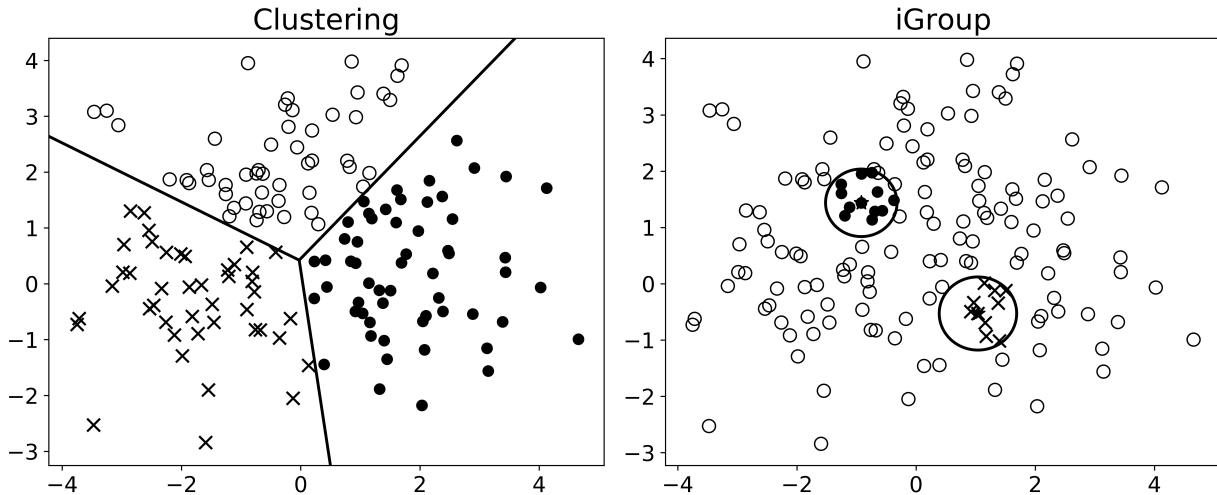


Figure 1: (Left) Convention clustering method divides the population into several predetermined number of groups. (Right) iGroup method find the individualized group for any given target individual.

In this paper, two sets of information are utilized in our proposed framework to define similarity and to form groups. One is individual level estimator $\hat{\theta}_k$, which is a direct estimation of θ_k , the parameter of interest, for each individual $k \in \{0, 1, \dots, K\}$ in a parametric model with observation \mathbf{x}_k , without any grouping. The other is exogenous information \mathbf{z}_k , which is observed outside of the parametric model but can reveal similarity between the parameters. Both $\hat{\theta}_k$ and \mathbf{z}_k can provide useful information in identifying groups so that closeness in the space of $(\hat{\theta}_k, \mathbf{z}_k)$ implies closeness in the space of θ_k . Depending on the feasibility and availability of the two information sets, iGroup can be constructed based on three different information sets: $\{\hat{\theta}_k\}$, $\{\mathbf{z}_k\}$, $\{\hat{\theta}_k, \mathbf{z}_k\}$. They will be discussed in detail in later sections.

To ease our notation, from now on, let us say our goal is to provide an estimation on θ_0 for the individual 0. The estimator is constructed with a specified loss function L , the observations $(\mathbf{x}_0, \mathbf{z}_0)$ on individual 0 and all other available observations $\mathcal{D}_x = \{\mathbf{x}_k\}_{k=1}^K$ and $\mathcal{D}_z = \{\mathbf{z}_k\}_{k=1}^K$. By focusing on individualized local structures, the proposed iGroup learning is robust and effective for handling heterogeneity arising from diverse sources in big data, and it is ideally suited for specific objective-oriented applications in individualized inference. Additionally, in terms of computation, by ignoring a large number of irrelevant entities and zooming directly to the relevant individuals, the iGroup learning is parallel in nature and can scale up better for big data. In this paper, we investigate the validity and theoretical property of iGroup learning and provide simulation

studies and applications to demonstrate the grouping effectiveness of the proposed methodology.

The rest of the article is arranged as below. In Section 2, we introduce the general framework of iGroup learning. Section 3 focuses on three different information sets with asymptotic analysis and theoretical results. Section 4 provides three simulated studies and Section 5 provides two real data applications. Section 6 concludes.

2 General Framework

2.1 Problem setup

Assume for each individual $k \in \{0, 1, 2, \dots, K\}$, we observe $(\mathbf{x}_k, \mathbf{z}_k)$, where observations \mathbf{x}_k and \mathbf{z}_k differ in their utilities. Specifically, \mathbf{x}_k is the observed data that is directly related to the parameter of interest θ_k at the individual level, with a known distribution $\mathbf{x}_k \sim p(\cdot | \theta_k)$. The exogenous variable \mathbf{z}_k serves as a proxy that reveals the similarity among θ 's in the population level. Specifically, we assume that \mathbf{z}_k is related to an unknown parameter $\boldsymbol{\eta}_k$ through an unknown distribution $q(\cdot; \boldsymbol{\eta}_k)$, and the parameter θ is an unknown continuous function of $\boldsymbol{\eta}$, i.e. $\theta = g(\boldsymbol{\eta})$, where the function $g(\cdot)$ is not necessarily an one-to-one mapping. The continuity of $g(\cdot)$ guarantees that closeness in $\boldsymbol{\eta}$ implies closeness in θ . The hierarchical structure and the relationship among the variables are demonstrated in Figure 2, where $\pi(\cdot)$ is

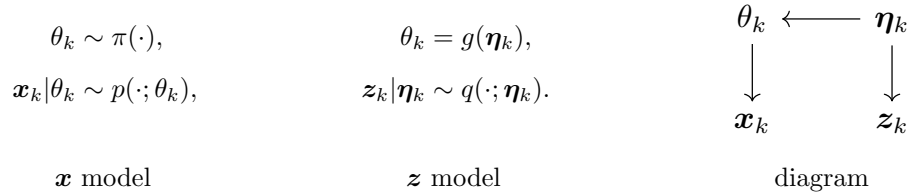


Figure 2: Hierarchical structure and parameter diagram.

an unknown (prior) population distribution of θ , which may be heterogeneous in nature. Although $\pi(\cdot)$ is unknown and unspecified, it appears in theoretical calculations throughout the theoretical analysis in this paper. Without further clarification, all unconditioned expectations $\mathbb{E}[\cdot]$ are assumed to take over all random variables including θ_k , which follows the unknown prior $\pi(\cdot)$. Posterior expectations on θ conditioned on certain observed information are explicitly noted with π in the subscript such as $\mathbb{E}_\pi[\theta_0 | \hat{\theta}_0]$. The distribution $p(\cdot; \theta_k)$ is known except the parameter θ_k , but both the function $g(\cdot)$ and the distribution $q(\cdot; \cdot)$ are unknown. The role of the exogenous variable \mathbf{z}_k will be discussed further in later sections. In some cases \mathbf{z}_k may not be available.

One example of the above setup is that \mathbf{x}_k is the daily stock price returns of company k , which follows a $Normal(0, \theta_k^2)$ distribution and \mathbf{z}_k is the company's characteristics (e.g. sectors, capital sizes, financial exposure, etc), which is related to stock volatility θ_k . Another example is that \mathbf{x}_k is a binary indicator whether individual k has a certain disease and \mathbf{z}_k is the individual's health indices such as weight, height, blood pressure, etc., where the underlying $\theta_k = P(\mathbf{x}_k = 1)$ is the probability of infection.

Denote by $C_0(\epsilon) = \{k | \tilde{d}(\theta_k, \theta_0) < \epsilon, k = 0, \dots, K\}$ an ϵ -neighborhood (or a *clique*) of individual 0,

where $\tilde{d}(\cdot, \cdot)$ is a distance/similarity measure and ϵ is the threshold value. Thus, the clique $C_0(\epsilon)$ is a set of indexes of individuals that are similar to individual 0. In our model development, we impose two regularity assumptions as below.

Assumption 1 (Dense Assumption). *There exists a constant $d \geq 1$ such that for all $i = 1, \dots, K$, $|C_0(\epsilon)| \asymp K\epsilon^d$ in probability when $K \rightarrow \infty, \epsilon \rightarrow 0$.*

Assumption 2 (Smooth Parameter Assumption). *There exists a positive constant κ , such that for all $\theta, \theta' \in \Omega_\theta$*

$$\sup_{\mathbf{x}} |p(\mathbf{x}; \theta) - p(\mathbf{x}; \theta')| \leq \kappa \|\theta - \theta'\|,$$

where $\|\cdot\|$ is a metric on Ω_θ .

The dense assumption suggests that individual 0 of interest is not isolated from other individuals, i.e. for arbitrarily small ϵ , there are a sufficiently large number of other individuals in its neighborhood as $K \rightarrow \infty$. The smooth parameter assumption guarantees that whenever θ and θ' are close, the distributions of \mathbf{x} and \mathbf{x}' induced from θ and θ' , respectively, are close to each other. Under these two assumptions, it is beneficial to aggregate information from the neighborhood to estimate θ since one can always find sufficient number of similar individuals in the neighborhood of individual θ . A key consideration in this aggregation is the familiar bias-variance trade-off — aggregation over a larger group increases the sample size thus reduces estimation variance, but it also brings bias.

2.2 Aggregated estimation in iGroup

There are two common methods to aggregate information by creating ‘pooled’ estimators for θ_0 . The first approach constructs a weighted estimator $\hat{\theta}_0^{(c)}(\mathbf{x}_0, \mathbf{z}_0, \mathcal{D}_x, \mathcal{D}_z)$ for the target individual 0, directly using the point estimators $\hat{\theta}_k$ of other individuals based on \mathbf{x}_k . The second approach aggregates objective functions $M_k(\theta) = M_k(\theta, \mathbf{x}_k)$ of other individuals, where the point estimator $\tilde{\theta}_0^{(c)}$ is obtained by optimizing an aggregated objective function. Specifically, these two methods can be formulated as

$$\text{(Aggregating estimators)} \quad \hat{\theta}_0^{(c)} = \frac{\sum_{k=0}^K \hat{\theta}_k w(k; 0)}{\sum_{k=0}^K w(k; 0)}, \quad (1)$$

$$\text{(Aggregating objective functions)} \quad \tilde{\theta}_0^{(c)} = \arg \min_{\theta} \sum_{k=0}^K M_k(\theta) w(k; 0), \quad (2)$$

where $w(k; 0)$ is the weight assigned to individual k when constructing iGroup estimator for individual 0.

The weight $w(k; 0)$ is crucial for the aggregated estimators as it controls how much information is borrowed from other individuals. We propose to incorporate both individual level estimator $\hat{\theta}_k$ and exogenous observation \mathbf{z}_k into the weight function as both can provide useful information of θ_0 . Specifically, let

$$w(k; 0) = w(\hat{\theta}_k, \mathbf{z}_k; \hat{\theta}_0, \mathbf{z}_0) = w_1(\mathbf{z}_k, \mathbf{z}_0) w_2(\hat{\theta}_k, \hat{\theta}_0 | \mathbf{z}_0, \mathbf{z}_k). \quad (3)$$

The weight is decomposed into two parts. The first part $w_1(\mathbf{z}_k, \mathbf{z}_0)$ measures the similarity between \mathbf{z}_k and \mathbf{z}_0 , and can be a kernel function

$$w_1(\mathbf{z}_k, \mathbf{z}_0) = \mathcal{K}_1 \left(\frac{\|\mathbf{z}_k - \mathbf{z}_0\|}{b_1} \right), \quad (4)$$

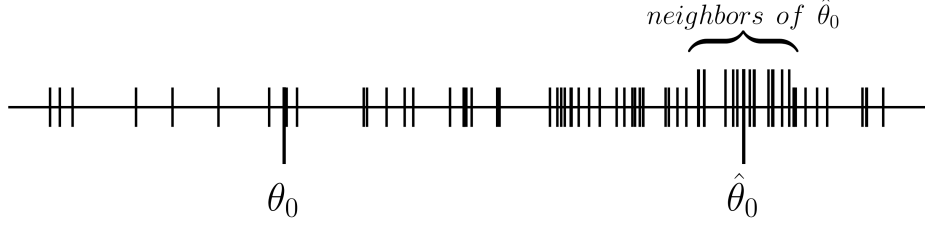


Figure 3: A one-dimension example in which $\hat{\theta}_0$ is away from θ_0 . If one naively select individuals according to $\hat{\theta}_0$ and $\hat{\theta}_k$ directly, individuals adjacent to $\hat{\theta}_0$, but not those close to θ_0 , are often selected.

When \mathcal{K}_1 has a finite support, the weight function has a hard grouping structure — individuals lying far enough from individual 0 are not considered at all. Otherwise, it has a soft grouping structure such that dissimilar individuals are assigned with non-zero but tiny weights.

The second part $w_2(\hat{\theta}_k, \hat{\theta}_0 | \mathbf{z}_0)$ measures the similarity between $\hat{\theta}$'s. But unlike w_1 , using a distance measure such as $\mathcal{K}_2(\|\hat{\theta}_k - \hat{\theta}_0\|/b_2)$ is not a good practice, since it ignores the error in $\hat{\theta}_0$ and $\hat{\theta}_k$ and $\hat{\theta}_0$ may be biased. Note that when $K \rightarrow \infty$ and $b_2 \rightarrow 0$, the kernel concentrates on a smaller and smaller area adjacent to $\hat{\theta}_0$. In this area, aggregating individual $\hat{\theta}_k$ will not improve the estimation of θ_0 . An example of one-dimension case is shown in Figure 3. Vertical bars mark the locations of $\hat{\theta}_k$. When $\hat{\theta}_0$ is away from its target value θ_0 , a small bandwidth b_2 tends to give large weights to individuals in a local region around $\hat{\theta}_0$. Aggregating these individual $\hat{\theta}_k$ in such a local region will not correct the bias $\hat{\theta}_0 - \theta_0$.

We propose the following weight function that considers the distribution $p(\hat{\theta}|\theta)$ instead of the point estimator $\hat{\theta}$. Specifically, let

$$w_2(\hat{\theta}_k, \hat{\theta}_0 | \mathbf{z}_0, \mathbf{z}_k) = \frac{\int p(\hat{\theta}_k|\theta)p(\hat{\theta}_0|\theta)p(\theta|\mathbf{z}_0)d\theta}{p(\hat{\theta}_k|\mathbf{z}_k)p(\hat{\theta}_0|\mathbf{z}_0)}. \quad (5)$$

Notice that, the posterior distribution of θ_0 , given $(\hat{\theta}_0, \mathbf{z}_0)$, is

$$p(\theta_0|\hat{\theta}_0, \mathbf{z}_0) = p(\theta_0, \hat{\theta}_0|\mathbf{z}_0)/p(\hat{\theta}_0|\mathbf{z}_0) = p(\hat{\theta}_0|\theta_0)p(\theta_0|\mathbf{z}_0)/p(\hat{\theta}_0|\mathbf{z}_0).$$

If $\theta_k \equiv \theta_0$ (hence $\hat{\theta}_k$ provides useful information about θ_0), then the predictive distribution of $\hat{\theta}_k$, given $(\hat{\theta}_0, \mathbf{z}_0)$, is

$$p(\hat{\theta}_k|\hat{\theta}_0, \mathbf{z}_0) = \int p(\hat{\theta}_k|\theta)p(\theta|\hat{\theta}_0, \mathbf{z}_0)d\theta = \frac{\int p(\hat{\theta}_k|\theta)p(\hat{\theta}_0|\theta)p(\theta|\mathbf{z}_0)d\theta}{p(\hat{\theta}_0|\mathbf{z}_0)}.$$

Thus, the weight function $w_2(\hat{\theta}_k, \hat{\theta}_0 | \mathbf{z}_0, \mathbf{z}_k)$ in (5) is the Radon-Nikodym derivative between the predictive distribution $p(\hat{\theta}_k|\hat{\theta}_0, \mathbf{z}_0)$ and the sampling distribution $p(\hat{\theta}_k|\mathbf{z}_k)$. As a result, for any measurable function $h(\cdot)$, we have

$$\mathbb{E}_{p(\hat{\theta}_k|\mathbf{z}_k)}[h(\hat{\theta}_k)w_2(\hat{\theta}_k, \hat{\theta}_0 | \mathbf{z}_0, \mathbf{z}_k)] = \mathbb{E}_{p(\hat{\theta}_k|\hat{\theta}_0, \mathbf{z}_0)}[h(\hat{\theta}_k)].$$

That is, the weighted expectation of $h(\hat{\theta}_k)$ under the sampling distribution $p(\hat{\theta}_k|\mathbf{z}_k)$ equals to its expectation under the predictive distribution $p(\hat{\theta}_k|\hat{\theta}_0, \mathbf{z}_0)$ if $\theta_k = \theta_0$. This property brings invariance under different sampling distributions. More importantly, it shows that the weighted averages, such as (1) and (2), estimates

the expectations under the predictive distribution. This gives the iGroup estimators promising asymptotic properties as we will discuss later in Section 3.

The shape (thin or flat) of the weight $w_2(\cdot)$ as a function of $\hat{\theta}_k$ does not change with the number of individuals K . However, the shape is influenced by the variation (accuracy) of $\hat{\theta}$. The larger the variance of $\hat{\theta}$ is, the flatter the weight function tends to be. If $\hat{\theta}_k$ is estimated without any measurement error, the weight $w_2(\hat{\theta}_k, \hat{\theta}_0 | \mathbf{z}_0, \mathbf{z}_k)$ is proportional to the indicator function $I_{\{\hat{\theta}_k = \hat{\theta}_0\}}$. It reduces to the case in which the individual estimator $\hat{\theta}_0$ or the individual objective function $M_0(\theta)$ is used without grouping.

2.3 Evaluating the weight functions

The weight function $w_1(\mathbf{z}_k, \mathbf{z}_0)$ in (4) can be directly evaluated. Similar to a bandwidth selection problem for kernel smoothing, one can choose the bandwidth b_1 for $w_1(\mathbf{z}_k, \mathbf{z}_0)$ in (4) by either using the plug-in method (Chiu, 1991) or through cross-validation procedure. The plug-in bandwidth is proportional to $K^{-\frac{1}{d+4}}$ (see Section 3). Also, the leave-one-out cross validation process gives an empirical optimal bandwidth, as discussed in Section 3.6.

The evaluation of the weight function $w_2(\hat{\theta}_k, \hat{\theta}_0 | \mathbf{z}_0, \mathbf{z}_k)$ in (5) is more complicated, since the conditional probability $p(\hat{\theta} | \mathbf{z})$ and the integral $\int p(\hat{\theta}_0 | \theta) p(\hat{\theta}_k | \theta) p(\theta | \mathbf{z}_0) d\theta$ are unknown as the relationship between θ and \mathbf{z} is not explicit. We propose an approximation method to evaluate $w_2(\hat{\theta}_k, \hat{\theta}_0 | \mathbf{z}_0, \mathbf{z}_k)$ below.

Denote the estimator of θ_k and the observed exogenous variable \mathbf{z}_k as the tuple $(\hat{\theta}_k, \mathbf{z}_k)$, $k = 0, \dots, K$. To calculate the weight in (5), we treat them as $K + 1$ samples from the joint distribution of $(\hat{\theta}, \mathbf{z})$. We use the kernel method to estimate the conditional probability $p(\hat{\theta} | \mathbf{z})$ nonparametrically by

$$\hat{p}(\hat{\theta} | \mathbf{z}) = \frac{\sum_{j=0}^K \mathcal{K}_1\left(\frac{\|\mathbf{z} - \mathbf{z}_j\|}{b_1}\right) \mathcal{K}_2\left(\frac{\|\hat{\theta} - \hat{\theta}_j\|}{b_2}\right)}{\sum_{j=0}^K \mathcal{K}_1\left(\frac{\|\mathbf{z} - \mathbf{z}_j\|}{b_1}\right)},$$

where $\mathcal{K}_1, \mathcal{K}_2$ are two kernel functions with b_1, b_2 as the corresponding bandwidths. To estimate the integral in (5), we use the interpretation discussed above that it is the conditional distribution $p(\hat{\theta}_k | \hat{\theta}_0, \mathbf{z}_0)$ given $\theta_k = \theta_0$. Hence we need samples from the joint distribution of $(\hat{\theta}, \hat{\theta}', \mathbf{z})$ observed from the same individual with parameter θ . However, this is infeasible because in our problem setting, no two individual share the same true parameter θ and for each individual only one $\hat{\theta}$ is observed. To generate samples from such a distribution, we consider a bootstrap method. Denote $\hat{\theta}_k^{(1)}$ and $\hat{\theta}_k^{(2)}$ as the two bootstrap estimators for θ_k , obtained by re-sampling \mathbf{x}_k with replacement (not applicable when \mathbf{x}_k has few observations). Then $(\hat{\theta}_k^{(1)}, \hat{\theta}_k^{(2)}, \mathbf{z}_k)$, $k = 0, \dots, K$ is an approximate sample of $(\hat{\theta}, \hat{\theta}', \mathbf{z})$, guaranteeing $\hat{\theta}_k^{(1)}, \hat{\theta}_k^{(2)}, \mathbf{z}_k$ are generated from the same individual k . Therefore the integral can be estimated by

$$\int p(\hat{\theta}_0 | \theta) p(\hat{\theta}_k | \theta) p(\theta | \mathbf{z}_0) d\theta \approx \frac{\sum_{j=0}^K \mathcal{K}_1\left(\frac{\|\mathbf{z}_0 - \mathbf{z}_j\|}{b_1}\right) \mathcal{K}_2\left(\frac{\|\hat{\theta}_0 - \hat{\theta}_j^{(1)}\|}{b_2}\right) \mathcal{K}_3\left(\frac{\|\hat{\theta}_k - \hat{\theta}_j^{(2)}\|}{b_3}\right)}{\sum_{j=0}^K \mathcal{K}_1\left(\frac{\|\mathbf{z}_0 - \mathbf{z}_j\|}{b_1}\right)},$$

where $\mathcal{K}_1, \mathcal{K}_2, \mathcal{K}_3$ are three kernel functions with b_1, b_2, b_3 as the corresponding bandwidths. The bandwidths can be selected by either minimizing asymptotic mean integrated squared error (AMISE) or a rule-of-thumb bandwidth estimator. This estimation of the integral is an approximation that requires K to be sufficiently large.

3 Theoretical Results

In this section, we consider several model settings for which we apply the proposed iGroup method and discuss their corresponding theoretical properties, especially in terms of their asymptotic performance. In particular, we first define a target estimator Θ_0 that minimizes the Bayes risk, and then investigate the asymptotic performance of iGroup estimators in (1) and (2) in approximating the target estimator Θ_0 . We also quantify the bias and variance of iGroup estimators as well as the target estimator Θ_0 in term of estimating θ_0 . Throughout this paper, we consider the asymptotic framework that the number of individuals K goes to infinity, while the number of observations for each individual n is fixed and finite.

3.1 Risk decomposition and the target estimator

We are interested in making inference about individual 0, with given data information $\mathcal{D}_x, \mathcal{D}_z$ that may include the observations \mathbf{x}_0 and \mathbf{z}_0 plus information from other relevant individuals. Let $\delta_0(\mathcal{D}_x, \mathcal{D}_z)$ be a point estimator for θ_0 , which is constructed with information sets \mathcal{D}_x and \mathcal{D}_z . The iGroup estimator $\hat{\theta}_0^{(c)}$ in (1) is such an estimator. Similarly, $\delta_0(\mathcal{D}_x)$ and $\delta_0(\mathcal{D}_z)$ are point estimators constructed solely based on either \mathcal{D}_x or \mathcal{D}_z . Under squared loss, the overall risk of δ_0 in estimating θ_0 can be decomposed into two nonnegative parts: the expected squared error of δ_0 in estimating the corresponding posterior mean and the overall risk of the posterior mean itself, as shown in Proposition 1.

Proposition 1. *Suppose θ_0 has a prior distribution $\pi(\cdot)$. Under squared loss, we have the following overall risk decomposition.*

$$\begin{aligned}\mathbb{E}[(\delta_0(\mathcal{D}_x, \mathcal{D}_z) - \theta_0)^2] &= \mathbb{E}[(\delta_0(\mathcal{D}_x, \mathcal{D}_z) - \mathbb{E}_\pi[\theta_0 | \mathbf{x}_0, \mathbf{z}_0])^2] + \mathbb{E}[(\mathbb{E}_\pi[\theta_0 | \mathbf{x}_0, \mathbf{z}_0] - \theta_0)^2], \\ \mathbb{E}[(\delta_0(\mathcal{D}_x) - \theta_0)^2] &= \mathbb{E}[(\delta_0(\mathcal{D}_x) - \mathbb{E}_\pi[\theta_0 | \mathbf{x}_0])^2] + \mathbb{E}[(\mathbb{E}_\pi[\theta_0 | \mathbf{x}_0] - \theta_0)^2], \\ \mathbb{E}[(\delta_0(\mathcal{D}_z) - \theta_0)^2] &= \mathbb{E}[(\delta_0(\mathcal{D}_z) - \mathbb{E}_\pi[\theta_0 | \mathbf{z}_0])^2] + \mathbb{E}[(\mathbb{E}_\pi[\theta_0 | \mathbf{z}_0] - \theta_0)^2],\end{aligned}$$

where $\mathbb{E}_\pi[\theta_0 | \mathbf{x}_0, \mathbf{z}_0]$, $\mathbb{E}_\pi[\theta_0 | \mathbf{x}_0]$ and $\mathbb{E}_\pi[\theta_0 | \mathbf{z}_0]$ are the posterior means under prior $\pi(\cdot)$ and observations $(\mathbf{x}_0, \mathbf{z}_0)$, \mathbf{x}_0 and \mathbf{z}_0 correspondingly.

The proof is given in Appendix.

Proposition 1 reveals that the overall risk is minimized by setting δ_0 to the corresponding posterior mean under the prior $\pi(\cdot)$, which is the population-level (unknown) distribution for θ_0 . Throughout this paper, we call the estimator that minimizes the overall risk the *target estimator*. More specifically, under squared loss and different information sets, we denote the target estimators with

$$\Theta_0(\mathbf{x}_0; \ell_2) = \mathbb{E}_\pi[\theta_0 | \mathbf{x}_0], \quad \Theta_0(\mathbf{z}_0; \ell_2) = \mathbb{E}_\pi[\theta_0 | \mathbf{z}_0] \text{ and } \Theta_0(\mathbf{x}_0, \mathbf{z}_0; \ell_2) = \mathbb{E}_\pi[\theta_0 | \mathbf{x}_0, \mathbf{z}_0]. \quad (6)$$

Here, ℓ_2 refers to the squared loss. For the ease of presentation, we also use a simple notation Θ_0 to represent one of the Bayes estimators in (6) when its meaning is apparent.

Similarly, for a general loss function $L(\hat{\theta}, \theta)$, we define the target estimator as the Bayes estimator that minimizes the expected loss, given the available observation on individual 0 and the prior $\pi(\cdot)$ such that

$$\begin{aligned}\Theta_0(\mathbf{x}_0; L) &= \arg \min_{\delta} \mathbb{E}_{\pi}[L(\delta, \theta_0) \mid \mathbf{x}_0], \\ \Theta_0(\mathbf{z}_0; L) &= \arg \min_{\delta} \mathbb{E}_{\pi}[L(\delta, \theta_0) \mid \mathbf{z}_0], \\ \Theta_0(\mathbf{x}_0, \mathbf{z}_0; L) &= \arg \min_{\delta} \mathbb{E}_{\pi}[L(\delta, \theta_0) \mid \mathbf{x}_0, \mathbf{z}_0].\end{aligned}\tag{7}$$

A similar risk decomposition is demonstrated in Proposition 2 below. Again, for the ease of notation, we simply use Θ_0 to represent one of the Bayes estimators in (7) when its meaning is apparent.

Proposition 2. *Suppose θ_0 has a prior distribution $\pi(\cdot)$ and $L(\hat{\theta}, \theta)$ is a loss function, which is second-order partially differentiable with respect to $\hat{\theta}$ such that $L'(\hat{\theta}, \theta) = \partial L / \partial \hat{\theta}$ and $L''(\hat{\theta}, \theta) = \partial^2 L / \partial \hat{\theta}^2$. Then for estimator δ_0 constructed based on information set \mathcal{D}_x , \mathcal{D}_z or $(\mathcal{D}_x, \mathcal{D}_z)$, we have*

$$\mathbb{E}[L(\delta_0, \theta_0)] = \frac{1}{2} \mathbb{E}[L''(\Theta_0, \theta_0)(\delta_0 - \Theta_0)^2] + \mathbb{E}[L(\delta_0, \theta_0)] + o(\mathbb{E}[(\delta_0 - \Theta_0)^2]),$$

where Θ_0 is the corresponding Bayes estimator based on the same information set as δ_0 .

The proof is given in Appendix.

The target estimator Θ_0 as a function of \mathbf{x}_0 and \mathbf{z}_0 is not directly available, because neither the population distribution $\pi(\theta_0)$ nor the likelihood function $p(\mathbf{z}_0 \mid \theta_0)$ is explicitly known or assumed. The iGroup estimator $\hat{\theta}_0^{(c)}$ in (1) constructed based on observed finite sample $\mathcal{D}_x, \mathcal{D}_z$ is desired to approach the target estimator Θ_0 when more and more similar individuals contribute to the estimator $\hat{\theta}_0^{(c)}$. See Diaconis and Freedman (1986) for discussions of target point estimators and target parameters in Bayesian literature.

3.2 Case 1: With exogenous variable z only

In the cases when the individual level estimator $\hat{\theta}_k$ is not reliable to construct the individual groups, iGroup may be constructed with the exogenous variable z only. In this case, the corresponding target estimator is defined as:

$$\Theta_0(\mathbf{z}_0; \ell_2) = \mathbb{E}_{\pi}[\theta_0 \mid \mathbf{z}_0],\tag{8}$$

where $p(\theta_0 \mid \mathbf{z}_0) \propto p(\mathbf{z}_0 \mid \theta_0)\pi(\theta_0)$. Although \mathbf{x}_0 is not used for grouping and thus does not appear in (8), the data \mathcal{D}_x is used in iGroup estimators in (1) and (2).

Recall that the relationship between θ_k and $\boldsymbol{\eta}_k$ is given by a deterministic relationship

$$\theta_k = g(\boldsymbol{\eta}_k), \quad \text{for } k = 0, 1, \dots, K,\tag{9}$$

where $g(\cdot)$ is an unknown continuous function. Furthermore, \mathbf{z}_k is a noisy observation of $\boldsymbol{\eta}_k$. Since $\boldsymbol{\eta}$ is a conceptual parameter, we may simply assume that

$$\mathbf{z}_k = \boldsymbol{\eta}_k + \epsilon_k, \quad \text{for } k = 0, \dots, K,$$

where the error satisfies $\mathbb{E}(\epsilon_k) = 0$, $\text{Var}(\epsilon_k) = \sigma_z^2 \boldsymbol{\Sigma}_z$ with $\|\boldsymbol{\Sigma}_z\| = 1$.

Suppose $\hat{\theta}_k$ is an unbiased estimator of θ_k . Then, the combined estimator

$$\hat{\theta}_0^{(c)} = \frac{\sum_{k=0}^K \mathcal{K}\left(\frac{\|\mathbf{z}_k - \mathbf{z}_0\|}{b}\right) \hat{\theta}_k}{\sum_{k=0}^K \mathcal{K}\left(\frac{\|\mathbf{z}_k - \mathbf{z}_0\|}{b}\right)} \quad (10)$$

has all the properties of a conventional kernel smoothing estimator if \mathcal{K} is a standard kernel function. The boundary and asymptotic conditions/assumptions on the weight function \mathcal{K} and the bandwidth b are summarized in Assumption 3.

Assumption 3 (Boundary and asymptotic conditions). *The kernel function $\mathcal{K}(\cdot)$ satisfies*

$$\mathcal{K} \geq 0, \quad \int |\mathcal{K}(u)| du < \infty, \quad \lim_{|u| \rightarrow \infty} u \mathcal{K}(u) \rightarrow 0.$$

And, in addition, when $K \rightarrow \infty$, b satisfies $b \rightarrow 0$, $b^d K \rightarrow \infty$.

Theorem 1. *Under the conditions in Assumption 1 - 3, we have*

$$\hat{\theta}_0^{(c)} \rightarrow \Theta_0(\mathbf{z}_0; \ell_2) \quad \text{in probability.}$$

The optimal choice of the bandwidth is $\hat{b} \asymp K^{-1/(d+4)}$ such that the optimal MSE is $\mathbb{E}[(\hat{\theta}_0^{(c)} - \Theta_0)^2] \asymp K^{-4/(d+4)}$.

Theorem 1 follows immediately from consistency theorem on a standard multivariate kernel smoothing estimator (Wasserman, 2010). When the number of individuals K goes to infinity, the bias of $\hat{\theta}_0^{(c)}$ with bandwidth b is of order b^2 and the variance is of order $(b^d K)^{-1}$, where d is the dimension of \mathbf{z} as defined in Assumption 1. In such case, the asymptotic optimal choice of bandwidth that minimizes the mean squared error, $b^4 + (b^d K)^{-1}$, is of order $K^{-1/(d+4)}$, same as a d -dimensional kernel smoothing problem.

Another way of combining individuals is aggregating the objective functions as shown in (2). A combined estimator with respect to kernel $\mathcal{K}(\cdot)$ is defined by

$$\tilde{\theta}_0^{(c)} = \arg \min_{\theta} \sum_{k=0}^K \mathcal{K}\left(\frac{\|\mathbf{z}_k - \mathbf{z}_0\|}{b}\right) M_k(\theta).$$

The estimator is consistent and has a similar asymptotic performance to a d -dimensional kernel smoothing estimator as stated in Theorem 2. This approach is useful especially when $\hat{\theta}_k$ is not available, such as in the cases that the number of observations for each individual is less than the number of parameters.

Theorem 2. *Suppose the conditions in Assumption 3 hold and in addition,*

1. $M_k(\theta)$ is convex and second order partial differentiable with respect to θ ,
2. for any given θ , $\mathbb{E}_{\mathbf{x}|\mathbf{z}}\left[\frac{\partial M_{\mathbf{x}}(\theta)}{\partial \theta}\right]$ as a function of \mathbf{z} is continuous,
3. $\mathbb{E}_{\mathbf{x}|\mathbf{z}_0}[M_{\mathbf{x}}(\theta)]$ has a unique minimum at $\theta = \Theta_0(\mathbf{z}_0; \ell_2)$.

Then

$$\tilde{\theta}_0^{(c)} \longrightarrow \Theta_0 \quad \text{in probability.}$$

The optimal choice of bandwidth b is $\hat{b} \asymp K^{-1/(d+4)}$ and the optimized mean squared error is $\mathbb{E}[(\hat{\theta}_0^{(c)} - \Theta_0)^2] \asymp K^{-4/(d+4)}$.

The proof is given in Appendix.

The above theorems suggest that the individualized combined estimator by aggregating either individual estimators $\hat{\theta}_k$ or objective functions $M_k(\theta)$ would result in an improvement in mean squared error and it shares a similar asymptotic performance as a d -dimensional kernel smoothing estimator.

When $\sigma_z = 0$, $\Theta_0(\mathbf{z}_0; \ell_2) = \mathbb{E}_\pi[\theta_0 \mid \mathbf{z}_0] \equiv \theta_0$. Hence, estimating Θ_0 becomes estimating the unknown function $g(\cdot)$ evaluated at \mathbf{z}_0 . When $\sigma_z > 0$, Θ_0 and θ_0 are in general different. Let B_0 and V_0 be the bias and variance of the target estimator $\Theta_0(\mathbf{z}_0; \ell_2)$ in estimating θ_0 such that

$$B_0(\theta_0) := \mathbb{E}_{\theta_0}[\Theta_0(\mathbf{z}_0; \ell_2)] - \theta_0, \quad V_0(\theta_0) = \text{Var}_{\theta_0}[\Theta_0(\mathbf{z}_0; \ell_2)]. \quad (11)$$

The above bias and variance are defined with respect to a fixed θ_0 with random \mathbf{z}_0 .

Theorem 3. *The asymptotic bias and variance of $\hat{\theta}_0^{(c)}$ in estimating a fixed θ_0 are given by*

$$\begin{aligned} \mathbb{E}_{\theta_0}[\hat{\theta}_0^{(c)}] - \theta_0 &= B_0(\theta_0) + O_p(b^2), \\ \text{Var}_{\theta_0}[\hat{\theta}_0^{(c)}] &= V_0(\theta_0) + O_p\left(\frac{1}{Kb^d}\right), \end{aligned}$$

where the intrinsic bias B_0 and the intrinsic variance V_0 are defined in (11).

The proof is given in Appendix. In the conditional probabilities, $\Theta_0 = \mathbb{E}_\pi[\theta_0 \mid \mathbf{z}_0]$, as a function of \mathbf{z}_0 , is considered random under a given θ_0 .

The bias and variance of $\hat{\theta}_0^{(c)}$ in terms of estimating a fixed θ_0 can therefore be decomposed into two parts. The first part (the intrinsic part) comes from the bias and variance of estimating $\Theta_0[\mathbf{z}_0]$ itself to θ_0 and the second part comes from estimating Θ_0 nonparametrically. Since \mathbf{z} is observed with error, this is similar to error in variable problem where certain intrinsic bias cannot be avoided (Fuller, 2009; Carroll et al., 1995; Wansbeek and Meijer, 2000; Bound et al., 2001). Such intrinsic bias and variance are asymptotically linear of σ_z^2 , which is the noise level of \mathbf{z}_k , as shown in Theorem 4. Especially, when σ_z^2 is exactly zero, all intrinsic terms vanish, and it reduces to the exact case when $\Theta_0 = \theta_0$.

Theorem 4. *Suppose $g(\cdot)$ is second-order differentiable and the distribution of ϵ_k has finite higher moments. Then, for a fixed θ_0 , when $\sigma_z^2 \rightarrow 0$,*

$$B_0 \asymp \sigma_z^2, \quad V_0 \asymp \sigma_z^2.$$

The proof is given in Appendix.

Research in nonparametric regression with error in variable shows a slower convergence rate to recover the function $\theta_0 = g(\boldsymbol{\eta})$ at any given $\boldsymbol{\eta}$ (Stefanski and Carroll, 1990; Fan and Truong, 1993). Our problem is different. We focus on providing a point estimator of $\theta_0 = g(\boldsymbol{\eta}_0)$ without knowing $\boldsymbol{\eta}_0$, but its noisy version

\mathbf{z}_0 . Even if we know the function $g(\cdot)$ precisely, θ_0 is not known as we do not observe η_0 . When considering an individual with fixed but unobserved $(\theta_0, \boldsymbol{\eta}_0)$, it is difficult to choose an optimal bandwidth by bias-variance optimization with the non-zero intrinsic terms in Theorem 3, because in this case the asymptotic mean squared error $(B_0 + O_p(b^2))^2 + V_0 + O_p((Kb^d)^{-1})$ may not have a local minimum. However, if we assume the target individual 0 is randomly chosen from the population, the target estimator Θ_0 is the estimator that minimizes the overall risk under squared loss, i.e. a Bayes estimator, because it minimizes the squared loss pointwise for any \mathbf{z}_0 . Furthermore, immediately from Theorem 1, $\hat{\theta}_0^{(c)}$ is a consistent estimator for Θ_0 . The overall performance of $\hat{\theta}_0^{(c)}$ for all individuals of the population could be optimized by choosing a proper bandwidth b as stated in the following Theorem 5. It provides a way to optimize the bandwidth globally.

Theorem 5. *Assume Assumption 1 - 3 hold, then the estimator $\hat{\theta}_0^{(c)}$ has the following Bayes risk under squared loss*

$$\mathbb{E}[(\hat{\theta}_0^{(c)} - \theta_0)^2] = R_0 + O_p(b^4) + O_p\left(\frac{1}{Kb^d}\right),$$

where

$$R_0 = \text{Var}[\Theta_0 - \theta_0]$$

is the risk of the Bayes estimator $\Theta_0 = E_\pi[\theta|\mathbf{z}_0]$, and all above expectations is taken over all random variables assuming an empirical population distribution $\pi(\cdot)$ for θ_0 . The optimal choice of the bandwidth b is $b \asymp K^{1/(d+4)}$ with the corresponding overall risk $R_0 + O_p(K^{4/(d+4)})$.

The proof is given in Appendix.

The magnitude of the measurement error of \mathbf{z}_k , measured by σ_z^2 , compared to that of the individual estimation error is crucial for the performance of the iGroup method. The bias and variance of iGroup estimator increase when σ_z^2 increases (see Theorem 4). And the asymptotic Bayes risk R_0 also depends on σ_z^2 . When iGroup is based on unreliable \mathbf{z} , it could result in a worse estimator compared to the one without any grouping. This phenomenon will be demonstrated in Section 4.

Remark: Results in Theorems 3, 4 and 5 can be generalized to the iGroup estimator $\tilde{\theta}_0^{(c)}$, which combines the objective functions, except that the target estimator changes from $\mathbb{E}_\pi[\theta|\mathbf{z}_0]$ is replaced by $\arg \min_\theta \mathbb{E}_\pi[M(\theta)|\mathbf{z}_0]$. As shown in (19) in the Appendix, $\tilde{\theta}_0^{(c)}$ is asymptotically a kernel smoothing estimator with the same bias and variance rates.

3.3 Case 2: Without exogenous variables

In this case, we assume the exogenous variable \mathbf{z} is not available. Our target estimator is $\Theta_0(\mathbf{x}; \ell_2) = \mathbb{E}_\pi[\theta_0|\mathbf{x}_0]$ under squared loss and is $\Theta_0(\mathbf{x}_0; L) = \arg \min_\theta \mathbb{E}_\pi[L(\theta, \theta_0) | \mathbf{x}_0]$ under a general loss function L . The iGroup estimation depends solely on $\hat{\theta}$. The weight function (5) used in (1) and (2) now reduces to

$$w_2(\hat{\theta}_k, \hat{\theta}_0) = \frac{\int p(\hat{\theta}_k|\theta)p(\hat{\theta}_0|\theta)\pi(\theta)d\theta}{\int p(\hat{\theta}_k|\theta)\pi(\theta)d\theta \int p(\hat{\theta}_0|\theta)\pi(\theta)d\theta}, \quad (12)$$

where $\pi(\theta)$ corresponds to the unknown distribution of θ in the whole population. As discussed in Section 2.3, an estimation of this weight function can be achieved by kernel density estimation on the bootstrapped samples $(\hat{\theta}_k^{(1)}, \hat{\theta}_k^{(2)})$.

The weight function (12) is used to aggregated individual unbiased estimators to the posterior mean, and to aggregate objective functions $M : \Omega_\theta \times \Omega_\theta \rightarrow \mathbb{R}$ to the corresponding Bayes estimator under certain loss function, as shown in Theorems 6 and 7.

Theorem 6. *Suppose $w_2(\hat{\theta}_k, \hat{\theta}_0)$ is defined as in Equation (12) and $\hat{\theta}_k$ is a sufficient and unbiased estimator of θ_k for all k , then as $K \rightarrow \infty$:*

$$\hat{\theta}_0^{(c)} \rightarrow \Theta_0(\mathbf{x}_0; \ell_2) \quad \text{in probability.}$$

Furthermore, if $\mathbb{E}_{\hat{\theta}_0}[w_2^2(\hat{\theta}_k, \hat{\theta}_0)] < \infty$ for any fixed $\hat{\theta}_0$ and $\mathbb{E}_\pi[\hat{\theta}^2] < \infty$, then

$$\sqrt{K}(\hat{\theta}_0^{(c)} - \Theta_0) = O_p(1).$$

The proof is given in Appendix.

For the aggregated estimator (2), suppose the objective function $M : \Omega_\theta \times \Omega_\theta \rightarrow \mathbb{R}$ used satisfies

$$\int M(\theta, \hat{\theta})p(\hat{\theta}|\theta')d\hat{\theta} = L(\theta, \theta') + C(\theta'), \quad (13)$$

where L is non-negative and $L(\theta, \theta) = 0$ for all θ , and C is constant with respect to θ . Then L is the loss function corresponding to M , under which the target estimator is

$$\Theta_0(\mathbf{x}_0; L) = \arg \min_{\theta} \int L(\theta, \theta_0)p(\hat{\theta}_0|\theta_0)\pi(\theta_0)d\theta_0.$$

For example, if the objective function M is the negative log-likelihood function $M(\theta, \hat{\theta}) = -\log p(\hat{\theta}|\theta)$, then the corresponding loss function $L(\theta, \theta')$ is the Kullback-Leibler divergence of the given parameters.

Theorem 7. *If for any given $\hat{\theta}$, $M(\theta, \hat{\theta})$ as a function of θ is convex and second-order differentiable, then the combined estimator $\tilde{\theta}_0^{(c)}$ using the objective function M converges in probability to the target estimator under the loss function L as $K \rightarrow \infty$:*

$$\tilde{\theta}_0^{(c)} = \arg \min_{\theta} \sum_{k=0}^K w_2(\hat{\theta}_k, \hat{\theta}_0)M(\theta, \hat{\theta}_k) \xrightarrow{P} \Theta_0(\mathbf{x}_0; L).$$

Furthermore, if $\mathbb{E}_{\hat{\theta}_0}[w_2(\hat{\theta}_k, \hat{\theta}_0)M'_\theta(\theta_0, \hat{\theta})]^2 < \infty$ for any fixed $\hat{\theta}_0$,

$$\sqrt{K}(\tilde{\theta}_0^{(c)} - \Theta_0) = O_p(1).$$

The proof is given in Appendix.

The finite second moment conditions in Theorems 6 and 7 are satisfied in most cases. Both Theorems 6 and 7 assume an accurate estimation of the weight $w_2(\hat{\theta}_k, \hat{\theta}_0)$ (with an error rate smaller than $O_p(K^{-1/2})$). With the accurate weights $w_2(\hat{\theta}_k, \hat{\theta}_0)$, both iGroup estimators have faster convergence rates to the target estimator Θ_0 than the nonparametric one in Theorems 1.

When no accurate estimations for $w_2(\hat{\theta}_k, \hat{\theta}_0)$ are feasible, we proposed an approximate estimator for $w_2(\hat{\theta}_k, \hat{\theta}_0)$ in Section 2.3, using a set of bootstrap samples $(\hat{\theta}_k^{(1)}, \hat{\theta}_k^{(2)})$ for $k = 0, \dots, K$. When \mathbf{z} is not available, the integral $\int p(\hat{\theta}_k|\theta)p(\hat{\theta}_0|\theta)\pi(\theta)d\theta$ can be estimated by a kernel density estimator in a lower dimensional space:

$$\frac{1}{K+1} \sum_{j=0}^K \mathcal{K}_1 \left(\frac{|\hat{\theta}_j^{(1)} - \hat{\theta}_k|}{b_1} \right) \mathcal{K}_2 \left(\frac{|\hat{\theta}_j^{(2)} - \hat{\theta}_0|}{b_2} \right),$$

where \mathcal{K}_1 and \mathcal{K}_2 are two kernel functions with b_1, b_2 the corresponding bandwidths. The bootstrap estimation of the weight $w_2(\hat{\theta}_k, \hat{\theta}_0)$ has a nonparametric error rate $O_p(K^{-1/(d'+2)})$, where d' is the dimension of θ_0 . This inaccuracy gives rise to the final error rate in Theorem 6 and 7 such that for $\hat{\theta}_0^{(c)}$ (or $\tilde{\theta}_0^{(c)}$) constructed based on $\hat{w}_2(\hat{\theta}_k, \hat{\theta}_0)$ with error rate $O_p(K^{-1/(d'+2)})$, $\hat{\theta}_0^{(c)} - \Theta_0(\mathbf{x}_0; \ell_2) = O_p(K^{-1/(d'+2)})$ and $\tilde{\theta}_0^{(c)} - \Theta_0(\mathbf{x}_0; L) = O_p(K^{-1/(d'+2)})$. Both are slower than $O_p(K^{-1/2})$.

The performance of the target estimator $\Theta_0(\mathbf{x}_0; \ell_2)$ in estimating θ_0 strongly depends on the accuracy of individual level $\hat{\theta}_k$. Define the bias and variance of the target estimator $\Theta_0(\mathbf{x}_0; \ell_2) = \mathbb{E}_\pi[\theta_0 | \hat{\theta}_0]$ by

$$B_0(\theta_0) = \mathbb{E}_{\theta_0}[\Theta_0(\mathbf{x}_0; \ell_2)] - \theta_0, \quad V_0(\theta_0) = \text{Var}_{\theta_0}[\Theta_0(\mathbf{x}_0; \ell_2)]. \quad (14)$$

Suppose $\hat{\theta}_0 = \theta_0 + \zeta_0$ with $\mathbb{E}[\zeta_0] = 0$ and $\mathbb{E}[\zeta_0^2] = \sigma_\theta^2$. Similar to Theorem 4, B_0 and V_0 are of order σ_θ^2 when $\sigma_\theta^2 \rightarrow 0$.

Theorem 8. *Suppose ζ_0 has finite higher moments. Then, when $\sigma_\theta^2 \rightarrow 0$, the bias and variance of the target estimator $\Theta_0(\mathbf{x}_0; \ell_2)$ with respect to a fixed θ_0 are*

$$B_0 \asymp \sigma_\theta^2, \quad V_0 \asymp \sigma_\theta^2,$$

where B_0 and V_0 are defined in (14).

The proof is provided in Appendix.

When $\hat{\theta}_0$ is exact such that $\sigma_\theta = 0$, the target estimator equals to the true parameter θ_0 as the weight function $w_2(\hat{\theta}_k, \hat{\theta}_0)$ assigns zero weight for all other individuals except individual 0. Similar results hold for the target estimator $\Theta_0(\mathbf{x}_0; L)$.

3.4 Case 3: The complete case

When both $\hat{\theta}$ and \mathbf{z} are available and reasonably accurate, we should use both information to improve the inference via grouping. Assuming $\hat{\theta}$ is sufficient for θ_0 , the target estimator is $\Theta_0(\mathbf{x}_0, \mathbf{z}_0; \ell_2) = \mathbb{E}_\pi[\theta_0 | \hat{\theta}_0, \mathbf{z}_0]$ under squared loss and $\Theta_0(\mathbf{x}_0, \mathbf{z}_0; L) = \arg \min_\theta \mathbb{E}_\pi[L(\theta, \theta_0) | \hat{\theta}_0, \mathbf{z}_0]$ under other loss function L . The following results are based on a combination of both information.

Theorem 9. *Suppose $\hat{\theta}_k$ is a sufficient and unbiased estimator for θ_k , and $\hat{\theta}_0^{(c)}$ is a combined estimator as in (1) with the weight functions (3), (4) and (5), where $\mathcal{K}(\cdot)$ is a kernel function satisfying Assumption 3. Then under Assumptions (1) and (2)*

$$\hat{\theta}_0^{(c)} \rightarrow \Theta_0(\mathbf{x}_0, \mathbf{z}_0; \ell_2) \quad \text{in probability.}$$

With the optimal bandwidth \hat{b} chosen to be $\hat{b} \asymp K^{1/(d+4)}$, the optimal mean squared error is $\mathbb{E}[\hat{\theta}_0^{(c)} - \Theta_0]^2 \asymp K^{-4/(d+4)}$.

The proof is given in Appendix.

Let $M(\theta, \hat{\theta})$ be the corresponding objective function as defined in (13). We have that the aggregated estimator (2) based on the objective function $M(\theta, \hat{\theta})$ converges to the target estimator $\Theta_0(\mathbf{x}_0, \mathbf{z}_0; L)$ as shown in the following Theorem 10.

Theorem 10. *If for any given $\hat{\theta}$, $M(\theta, \hat{\theta})$ as a function of θ is convex and second-order differentiable, then under Assumptions (1) and (2), the combined estimator $\tilde{\theta}^{(c)}$ using the objective function M satisfying (13) converges to the target estimator:*

$$\tilde{\theta}_0^{(c)} = \arg \min_{\theta} \sum_{k=1}^K w(\hat{\theta}_k, \mathbf{z}_k; \hat{\theta}_0, \mathbf{z}_0) M(\theta, \hat{\theta}_k) \xrightarrow{P} \Theta_0(\mathbf{x}_0, \mathbf{z}_0; L).$$

With the optimal bandwidth \hat{b} chosen to be $\hat{b} \asymp K^{1/(d+4)}$, the optimal mean squared error is $\mathbb{E}[\tilde{\theta}_0^{(c)} - \Theta_0]^2 \asymp K^{-4/(d+4)}$.

The proof is given in Appendix.

Define the bias and variance of the target estimator $\Theta_0(\mathbf{x}_0, \mathbf{z}_0; \ell_2)$ as

$$B_0(\theta_0) = \mathbb{E}_{\theta_0}[\Theta_0(\mathbf{x}_0, \mathbf{z}_0; \ell_2)] - \theta_0, \quad V_0(\theta_0) = \text{Var}_{\theta_0}[\Theta_0(\mathbf{x}_0, \mathbf{z}_0; \ell_2)]. \quad (15)$$

The asymptotic rate of B_0 and V_0 as σ_{θ}^2 or σ_z^2 approaches zero is shown in Theorem 11.

Theorem 11. *Suppose $g(\cdot)$ is second order differentiable and ϵ_k and ζ_k have finite higher moments. If B_0 and V_0 are as defined in (15), then*

(i) for a fixed σ_z^2 , when $\sigma_{\theta}^2 \rightarrow 0$,

$$B_0 \asymp \sigma_{\theta}^2, \quad V_0 \asymp \sigma_{\theta}^2.$$

(ii) for a fixed σ_{θ}^2 , when $\sigma_z^2 \rightarrow 0$,

$$B_0 \asymp \sigma_z^2, \quad V_0 \asymp \sigma_z^2.$$

The proof is provided in Appendix. The bias and variance of the target estimator is of the order of the more accurate one between \mathbf{z}_0 and $\hat{\theta}_0$. Especially, when either is exact such that $\sigma_z^2 = 0$ or $\sigma_{\theta}^2 = 0$, the target estimator equals the true parameter θ_0 .

3.5 Further results on risk decomposition

Let $\hat{\theta}_0^{(c)}$ be an iGroup estimator as defined in (1) based on information sets $\{\mathbf{z}\}$, $\{\hat{\theta}\}$ or $\{\hat{\theta}, \mathbf{z}\}$ as in Sections 3.2, 3.3 and 3.4, respectively. Let Θ_0 be the target estimator in any of the three cases: $\Theta_0(\mathbf{x}_0; \ell_2)$, $\Theta_0(\mathbf{z}_0; \ell_2)$ or $\Theta_0(\mathbf{x}_0, \mathbf{z}_0; \ell_2)$, depending on the information set used in $\hat{\theta}_0^{(c)}$. We have $\hat{\theta}_0^{(c)} \rightarrow \Theta_0$ in probability. When both $\hat{\theta}$ and \mathbf{z} are available for all individuals, the overall risk of $\hat{\theta}_0^{(c)}$ under the prior $\pi(\theta)$ can be decomposed into three components as shown in Proposition 3 as an extension to Proposition 1.

Proposition 3. *Suppose $\hat{\theta}_0^{(c)}$ is an iGroup estimator as defined in (1) with the target estimator Θ_0 . Then*

$$R(\hat{\theta}_0^{(c)}) = R_{np}(\hat{\theta}_0^{(c)}) + R_{target}(\Theta_0),$$

where $R(\hat{\theta}_0^{(c)}) = \mathbb{E}[(\hat{\theta}_0^{(c)} - \theta_0)^2]$ is the overall risk of $\hat{\theta}_0^{(c)}$ under squared loss and prior $\pi(\theta_0)$, and

$$R_{np}(\hat{\theta}_0^{(c)}) = \mathbb{E}[(\hat{\theta}_0^{(c)} - \Theta_0)^2], \quad R_{target}(\Theta_0) = \mathbb{E}[(\Theta_0 - \theta_0)^2]$$

are the risk components from the nonparametric estimation and the target estimator itself, respectively. Furthermore, assuming both \mathbf{x} and \mathbf{z} are available, for $\Theta_0 = \Theta_0(\mathbf{x}_0; \ell_2)$ or $\Theta_0 = \Theta_0(\mathbf{z}_0; \ell_2)$, which only uses partial information, we have

$$R_{target}(\Theta_0) = R_{inf}(\Theta_0) + R_0,$$

where $R_{inf}(\Theta_0) = \mathbb{E}[(\Theta_0 - \Theta_0(\mathbf{x}_0, \mathbf{z}_0; \ell_2))^2]$ is the risk premium resulting from using partial information, and $R_0 = \mathbb{E}[(\Theta_0(\mathbf{x}_0, \mathbf{z}_0; \ell_2) - \theta_0)^2]$ is the overall risk of $\Theta_0(\mathbf{x}_0, \mathbf{z}_0; \ell_2)$.

The proof is provided in Appendix.

The decomposition in Proposition 3 reveals a guideline to optimize the iGroup estimator. The overall risk of iGroup estimator $\hat{\theta}_0^{(c)}$ can be decomposed into two parts: one from the nonparametric estimation of the target estimator and the other from the risk of the target estimator itself. The risk component R_{np} involves the bandwidth b in the nonparametric estimation. The corresponding optimal bandwidth is chosen as in a high-dimensional kernel smoothing problem (see Theorems 1, 5 and 9), since the bandwidth does not appear in the other risk terms.

The risk component R_{target} evaluates the performance of the target estimator. Different choices in constructing iGroup weight correspond to different Θ_0 's. Such difference is revealed by decomposing R_{target} into two parts: R_{inf} is the risk term arising from using partial information and R_0 is the risk of the target estimator $\Theta_0(\mathbf{x}_0, \mathbf{z}_0; \ell_2)$, which incorporates the full information set. Since R_{inf} obtains its minimum at $\Theta_0 = \Theta_0(\mathbf{x}_0, \mathbf{z}_0; \ell_2)$, it is always (asymptotically) optimal to use the full information set $\{\hat{\theta}, \mathbf{z}\}$ in grouping, if both are available as in the complete case. On the other hand, if $\hat{\theta}$ (or \mathbf{z}) is extremely noisy such that $\Theta_0 = \mathbb{E}_\pi[\theta_0 | \mathbf{z}_0] \approx \mathbb{E}_\pi[\theta_0 | \hat{\theta}_0, \mathbf{z}_0]$ (or $\Theta_0 = \mathbb{E}_\pi[\theta_0 | \hat{\theta}_0] \approx \mathbb{E}_\pi[\theta_0 | \hat{\theta}_0, \mathbf{z}_0]$, respectively), it is more practical to use \mathbf{z} only (or $\hat{\theta}$ only, respectively) for grouping, since it will have similar performance but less computational cost, and finite sample variation.

The last risk component R_0 is the minimum overall risk one can achieve. In our approach, such a minimum risk can be asymptotically reached when both $\hat{\theta}$ and \mathbf{z} are included in grouping and the number of individuals K approaches infinity. When $\hat{\theta}$ or \mathbf{z} is exact, $\Theta_0(\mathbf{x}_0, \mathbf{z}_0; \ell_2) = \mathbb{E}_\pi[\theta_0 | \hat{\theta}_0, \mathbf{z}_0] = \theta_0$ and R_0 is 0. In this case, all iGroup estimators in (1) converges to θ_0 . The three risk components of different iGroup models are compared in Table 1. Note that the rate of R_{np} for Case 2 assumes an accurate evaluation of the weight function $w_2(\hat{\theta}_k, \theta_0)$.

	iGroup Set	R_{np}	R_{target}	
			R_{inf}	R_0
Case 1	$\{\mathbf{z}\}$	$\asymp K^{-4/(d+4)}$	> 0	same value
Case 2	$\{\hat{\theta}\}$	$\asymp K^{-1}$	> 0	
Case 3	$\{\hat{\theta}, \mathbf{z}\}$	$\asymp K^{-4/(d+4)}$	$= 0$	

Table 1: Comparison of the three risk components in different iGroup cases.

Similar to Proposition 3, the risk decomposition for the iGroup estimator $\tilde{\theta}_0^{(c)}$ in (2) is provided in Proposition 4 as an extension to Proposition 2.

Proposition 4. Suppose the loss function L is as defined in (13). The iGroup estimator $\tilde{\theta}_0^{(c)}$ is defined in (2) with the target estimator Θ_0 . If $L(\hat{\theta}, \theta)$ is second-order partially differentiable with respect to $\hat{\theta}$ such that $L'(\hat{\theta}, \theta) = \partial L / \partial \hat{\theta}$ and $L''(\hat{\theta}, \theta) = \partial^2 L / \partial \hat{\theta}^2$, then

$$\tilde{R}(\tilde{\theta}_0^{(c)}) = \tilde{R}_{np}(\tilde{\theta}_0^{(c)}) + \tilde{R}_{target}(\Theta_0) + o(\mathbb{E}[(\tilde{\theta}_0^{(c)} - \Theta_0)^2]),$$

where $\tilde{R}(\tilde{\theta}_0^{(c)}) = \mathbb{E}[L(\tilde{\theta}_0^{(c)}, \theta_0)]$ is the overall risk of $\tilde{\theta}_0^{(c)}$ under loss L and prior $\pi(\theta)$, and

$$\tilde{R}_{np}(\tilde{\theta}_0^{(c)}) = \frac{1}{2} \mathbb{E}[L''(\Theta_0, \theta_0)(\tilde{\theta}_0^{(c)} - \Theta_0)^2], \quad \tilde{R}_{target}(\Theta_0) = \mathbb{E}[L(\Theta_0, \theta_0)],$$

are the risk components from the nonparametric estimation of the target estimator and the target estimator itself, respectively.

Furthermore, assuming both \mathbf{x} and \mathbf{z} are available, for any $\Theta_0 = \Theta_0(\mathbf{z}_0; L)$ or $\Theta_0 = \Theta_0(\mathbf{x}_0; L)$, which only uses partial information, we have

$$\tilde{R}_{target}(\Theta_0) = \tilde{R}_{inf}(\Theta_0) + \tilde{R}_0,$$

where $\tilde{R}_0 = \mathbb{E}[L(\Theta_0(\mathbf{x}_0, \mathbf{z}_0; L), \theta_0)]$ is the overall risk of $\Theta_0(\mathbf{x}_0, \mathbf{z}_0; L)$ and $\tilde{R}_{inf}(\Theta_0) = \mathbb{E}[L(\Theta_0, \theta_0)] - \tilde{R}_0$ is the risk premium resulting from using partial information.

The proof is given in Appendix.

3.6 Bandwidth selection and other practical guide

For real applications, the bandwidth b in the weight function (4) remains to be tuned. Ideally one would perform bandwidth selection to the target individual θ_0 . However, cross validation cannot be implemented to determine b with only one estimator $\hat{\theta}_0^{(c)}$ for a single individual. Instead, we consider a set Ω_0 around target individual 0 such that the bandwidth b is tuned to minimize the averaged risk over Ω_0 .

When Ω_0 is chosen as the full set $\{1, 2, \dots, K\}$, it is the global bandwidth selection scheme that usually used in kernel smoothing and machine learning. However, the bandwidth selected by such global optimization is not optimal for the particular target individual 0. A cross validation set Ω_0 localized to individual 0 is more appreciated to tune this individualized local bandwidth. When tuning the bandwidth in w_1 over \mathbf{z}_k 's, such a set Ω_0 can be constructed based on \mathbf{z}_0 such as $\Omega_0(\mathbf{z}_0, \epsilon) = \{k \in \{1, \dots, K\} : \|\mathbf{z}_0 - \mathbf{z}_k\| \leq \epsilon\}$.

Suppose $\hat{\theta}_k$'s are available and the individual estimators are aggregated to form an iGroup estimator as described in (1). The goal is to choose a bandwidth b that minimizes the local risk function over Ω_0 (under squared loss) around θ_0

$$R_{\Omega_0}(b) = \mathbb{E} \left[\frac{1}{|\Omega_0|} \sum_{k \in \Omega_0} (\hat{\theta}_k^{(c)} - \theta_k)^2 \right].$$

The cross-validation error we use is computed as

$$CV_{\Omega_0}(b) = \frac{1}{|\Omega_0|} \sum_{k \in \Omega_0} \left(\hat{\theta}_{(-k)}^{(c)} - \hat{\theta}_k \right)^2,$$

where $\hat{\theta}_{(-k)}^{(c)}$ is the leave-one-out estimator defined by

$$\hat{\theta}_{(-k)}^{(c)} = \frac{\sum_{l \neq k} \hat{\theta}_l w(l; k)}{\sum_{l \neq k} w(l; k)}. \quad (16)$$

It is worth to point out that although the cross validation set Ω_0 is localized/individualized, the leave-one-out estimators (16) still utilize all individuals instead of limited to Ω_0 .

It is seen in Proposition 5 that the leave-one-out cross-validation can estimate the local risk over Ω_0 up to a constant and hence be useful.

Proposition 5. *Suppose $\hat{\theta}_k$ is an unbiased estimator for θ_k for all $k = 1, \dots, K$ and the weight function $w(l; k)$ satisfies*

$$\frac{w(k; k)}{\sum_{l \neq k} w(l; k)} = O\left(\frac{1}{K}\right). \quad (17)$$

Then

$$\mathbb{E}[CV_{\Omega_0}(b)] = R_{\Omega_0}(b) + C_{\Omega_0} + O\left(\frac{1}{K}\right),$$

where C_{Ω_0} is related to Ω_0 but is a constant with respect to b .

The proof is given in Appendix.

Remark I: A sufficient condition for the weight function to satisfy (17) is that the function is bounded. With bounded weights, we have

$$\frac{w(k; k)}{\sum_{l \neq k} w(l; k)} \rightarrow \frac{w(k; k)}{K\mathbb{E}w(\cdot; k)} = O\left(\frac{1}{K}\right).$$

Common kernels such as the boxed, Gaussian and Epanechnikov kernels satisfy this condition. Our choice of weight function (5) with a bounded kernel \mathcal{K} satisfies the condition as well.

Remark II: Similar results hold for aggregating objective functions (2) as long as the objective function is convex and second-order differentiable, and a Taylor series expansion is available.

Beside the theoretical discussions on iGroup's asymptotic performance, there are many other factors that may affect the accuracy in real applications with finite number of individuals. First of all, the weight component $w_2(\cdot)$ is estimated from bootstrapped samples. It lowers the convergence rate since bootstrapped samples from finite population are usually correlated. Secondly, computing the full weight function requires a kernel density estimation in a high dimensional space. When K is finite, aggregating individuals with weights evaluated directly from a high dimensional space suffers from the lack of sample size. It often requires some feature selection procedures to reduce the dimension.

Therefore, when the weight estimation is not accurate and when the sample size is limited, the complete case may not be the best choice. In real application, we suggest using (local) cross-validation to tune the bandwidth and to choose the most appropriate weight formulation.

4 Simulations

4.1 iGroup with noisy exogenous variables (Case 1 in Section 3.2)

In this example, the performance of using an exogenous variable z in iGroup is studied. Suppose, for each individual, the true parameter θ is a quadratic function of η :

$$\theta_k = g(\eta_k) = (\eta_k + 1)^2.$$

The relationship is set to a quadratic form because a continuous function of z can be approximated by a quadratic function within a small enough neighborhood of z_0 . A population of size $K = 1000$ is generated with their η_k 's following a Gaussian distribution $N(0.2, 1)$. For each individual k , let $\hat{\theta}_k$ be a sufficient unbiased estimator of θ_k using \mathbf{x}_k such that $\hat{\theta}_k$ is directly generated with error $\epsilon \sim N(0, \tau^2 = 1)$ and there is no need to generate \mathbf{x}_k explicitly. z_k is a noisy observation of η_k such that $z_k \sim N(\eta_k, \sigma^2)$.

More specifically, the dataset is generated by the following hierarchical structure.

$$\eta_k \sim N(0.2, 1), \quad \theta_k = (\eta_k + 1)^2, \quad \hat{\theta}_k \sim N(\theta_k, 1), \quad z_k \sim N(\eta_k, \sigma^2),$$

for $k = 1, \dots, K$. The estimator in (10) is used by setting $\mathcal{K}(\cdot)$ to the Gaussian kernel.

The parameter σ^2 controls the noise level in the observed z_k . Both individualized performance at $\theta_0 = 1$ and the overall performance over the population are studied at six choices of noise levels $\sigma = 0, 0.2, 0.4, 0.6, 0.8, 1.0$ with 1000 replications each.

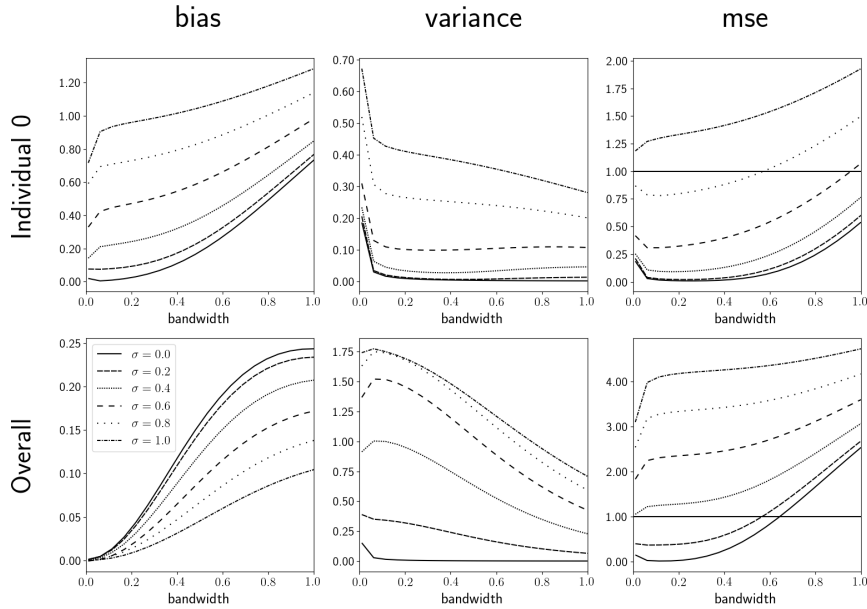


Figure 4: Bias, variance and mean squared error as a function of bandwidth under different noise levels for individual 0 (top) and the population (bottom)

The in-sample performance of the iGroup estimators are demonstrated in Figure 4. The first row shows the bias, variance and mean squared error for the individual at $\theta_0 = 1$, while the second row plots the overall performance by averaging individual performance over the population. Every curve represents a performance measure (bias, variance or MSE) as a function of the bandwidth b used in weight calculation in (4) and six different curves distinguish different noise levels σ^2 .

From Figure 4, it is seen that an increase in the noise level in z_k increases both the bias and variance of the iGroup estimator. When $\sigma > 0$, an intrinsic bias is observed for individual 0 when the bandwidth shrinks to zero, while at the population level, the average bias vanishes when the bandwidth shrinks to zero as the

iGroup estimator converges to the target estimator $\Theta_0(\mathbf{z}_0; \ell_2) = \mathbb{E}_\pi[\theta_0 | \mathbf{z}_0]$, whose expectation is $\mathbb{E}_\pi[\theta_0]$. Recall that the individual estimate $\hat{\theta}_k$ without grouping has a risk $\tau^2 = 1.0$ by the simulation design. It is marked on the right panels by the horizontal line. When the noise level σ exceeds 0.4, both the individual level and population level risk are worse than using $\hat{\theta}_k$ directly without grouping. Smaller noise in z_k would significantly reduce the risk of the iGroup estimator.

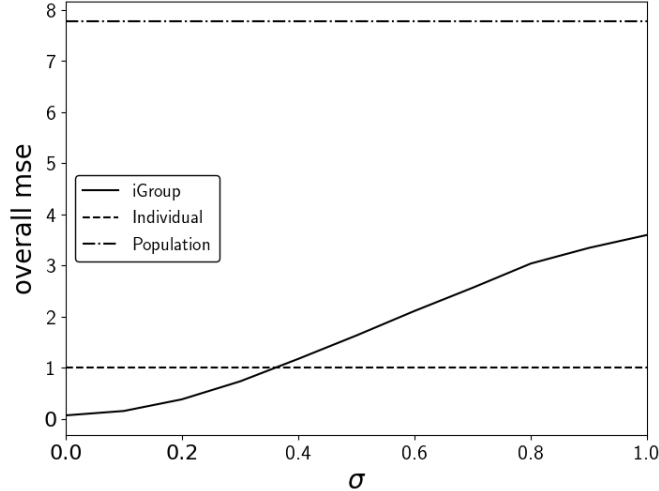


Figure 5: Overall MSE of three estimators: individual level, iGroup with cross-validation and population level.

In real applications, the performance plots such as Figure 4 are not available without knowing the true parameter. As suggested in Section 3.6, an optimal bandwidth can be selected by leave-one-out cross validation. We simply use the global set $\Omega_0 = \{1, \dots, K\}$ to tune the bandwidth. Figure 5 compares the mean square errors of three different estimators under different noise level settings for σ^2 . The individual level estimator uses $\hat{\theta}_k$, which achieves a constant MSE at $\tau^2 = 1$. The population level estimator uses the averaged estimator $(\sum_{k=1}^K \hat{\theta}_k)/K$, assuming population homogeneity. The iGroup estimator uses the estimator (10) and selects the optimal bandwidth by leave-one-out cross validation over a grid of bandwidths. The population level estimator is always the worst because the homogeneity population assumption is invalid in this simulation. The overall MSE of the iGroup estimator is a monotone increasing function of the noise level σ , because the intrinsic bias and variance increase with σ . The iGroup estimator outperforms the individual estimator when σ is below the threshold $\sigma = 0.35$. It also suggests that the iGroup method works better when more accurate exogenous variable z is used.

4.2 Short time series (Case 2 in Section 3.3)

In this simulation study, the individualized grouping learning method is applied to a set of short time series without any exogenous information. It is a simulation study for Case 2 in Section 3.3. Suppose we have $K = 200$ time series following an AR(1) model. Their AR coefficients $\theta_1, \dots, \theta_{200}$ are drawn randomly from

a beta-shaped distribution on $[-1, 1]$ such that

$$\frac{\theta_k + 1}{2} \sim \text{Beta}(4, 4), \quad k = 1, \dots, 200. \quad (18)$$

The length of each time series is 10. They are generated from their stationary distributions:

$$x_{k,0} \sim N\left(0, \frac{\sigma^2}{1 - \theta_k^2}\right),$$

$$x_{k,t} = \theta_k x_{k,t-1} + \epsilon_{k,t}, \quad k = 1, \dots, 200, \quad t = 1, \dots, 10,$$

where $\epsilon_{k,t} \sim N(0, \sigma^2)$ and $\sigma = 3$.

Four estimators are used and their mean squared errors averaged over the 200 individual time series are compared. The individual level estimator is based on each time series of 10 observations and does not borrow any information from the others. It is an unbiased estimator for each individual. The iGroup1 estimator aggregates the log-likelihood functions according to (2), where the weight function used is (12), which is estimated by bootstrap samples. The bootstrap estimates are obtained based on multinomial samples of (x_{t-1}, x_t) pairs for each individual. The bandwidth used in estimating $w_2(\hat{\theta}_k, \hat{\theta}_0)$ in (12) is chosen by cross-validation as in a kernel density estimation problem. The iGroup2 estimator aggregates individual level estimators by the weight function in Equation (12), the same weight function as in the iGroup1 estimator. These three methods do not utilize the true prior distribution. The fourth estimator, the oracle one, uses the posterior mean as the estimator with the true population prior (18) as the prior. The oracle estimator, which is the best point estimator for θ_0 given the prior information $\pi(\cdot)$, is the target estimator $\Theta_0(\mathbf{x}_0; \ell_2)$ for iGroup methods.

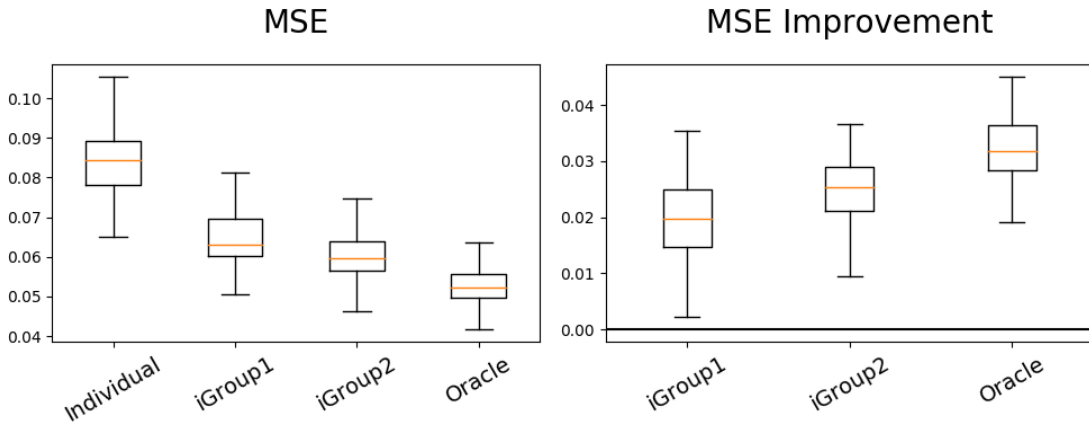


Figure 6: Comparison of the averaged MSE over 200 individuals on 100 replications for four estimators

The simulation (including generating the data) is repeated 100 times. The box plots of the mean squared errors of the four estimators are reported in the left panel of Figure 6. On average, the iGroup1 and iGroup2 estimators achieve smaller mean squared errors and smaller variances compared with the individual one. The oracle estimator is the best among those four with the smallest average error and variation. The iGroup estimators are quite close to the oracle one. The slight worse performance is due to the approximation error

when constructing the weight functions. Between the two iGroup estimators, iGroup2 is slightly better than iGroup1 because the loss function used in iGroup2 is the squared loss, whose overall risk is minimized by aggregating $\hat{\theta}_k$ (See Theorem 6).

The right panel in Figure 6 plots the improvement (difference) of the mean square errors of the iGroup estimators and the oracle estimator over the individual estimator for the 100 replications. It shows that in all experiment replications, the mean square errors of the iGroup estimators are uniformly better than the individual one. Estimation does benefit from individualized grouping in this case.

4.3 A combined case (Case 3 in Section 3.4)

In this simulation, we compare the performance of different iGroup estimators constructed on different information sets when both $\hat{\theta}$ and z are available as in Case 3 discussed in Section 3.4. Consider a population with $n = 1024$ individuals following:

$$\eta_k \sim N(0, 1), \quad \theta_k = \sin(\pi\eta_k), \quad z_k \sim N(\eta_k, \sigma^2), \quad x_{k,1}, x_{k,2}, \dots, x_{k,n} \sim N(\theta_k, \sigma_x^2),$$

for $k = 1, \dots, 1024$. θ is the parameter of interest. Individual estimator used is

$$\hat{\theta}_k = \frac{1}{n} \sum_{i=1}^n x_{k,i} \text{ for } k = 1, \dots, 1024.$$

Four approaches are investigated here as special cases of the iGroup method. iGroup(\emptyset) is the individual estimation without grouping, i.e. using $\hat{\theta}_k$ as the estimator. iGroup(z) uses the exogenous observation z only for grouping and an iGroup estimator is obtained by aggregating $\hat{\theta}$'s using $w_1(z_k, z_0)$ in (4), where the bandwidth b is selected by leave-one-out cross validation. iGroup($\hat{\theta}$) uses $\hat{\theta}_k$ only for grouping, using $w_2(\hat{\theta}, \hat{\theta}')$ in (5) as the weight function. The weight is approximated by kernel density estimation on the bootstrapped samples with bandwidth selected by cross validation. And lastly, iGroup($z, \hat{\theta}$) uses both z and $\hat{\theta}$ for calculating the weight function $w(z_k, \hat{\theta}_k; z_0, \hat{\theta}_0)$ in (3) as discussed in Section 3.4, with the bandwidth selected by leave-one-out cross validation.

Several different (n, σ, σ_x) configurations are studied. The mean square errors are reported in Table 2. The smallest MSE across the different methods is shown in bold face for each configuration. From Table 2, it is seen that in Configurations 6 to 11, using both z and $\hat{\theta}$ outperforms the other three methods. However, it is worth to point out that it is not always the best. When z is relatively accurate and $\hat{\theta}$ is not so as in Configurations 1, 2, 3 and 5, using z alone is better than involving $\hat{\theta}$ in the grouping. The reason is that the weight function used in the estimation is an approximation based on bootstrap sampling, which is not accurate when the sample size n is too small (as discussed in Section 3.6). It is also intuitive since using inaccurate $\hat{\theta}_k$ for grouping may reduce the grouping quality. When z is quite noisy as in Scenario 4 and 12, using $\hat{\theta}$ only is better than using the complete information set. Note that when the bandwidth in $w_1(z_k, z_0)$ shrinks to zero, iGroup(z) reduces to the individual estimator and the complete estimator iGroup($z, \hat{\theta}$) reduces to iGroup($\hat{\theta}$). However, due to the randomness from finite sample size and possible overfitting, iGroup($\hat{\theta}$) or iGroup(z) sometimes performs better.

In conclusion, we suggest the following brief guideline in choosing iGroup models. When $\hat{\theta}$ is relatively inaccurate and the bootstrap method has unignorable error, it is better not to use $\hat{\theta}$ in grouping. When z is

<i>Configuration</i>	n	$\tau^2 = \sigma_x^2/n$	σ	iGroup(\emptyset)	iGroup($\hat{\theta}$)	iGroup(z)	iGroup($z, \hat{\theta}$)
1	5	0.20	0.10	0.200	0.163	0.044	0.154
2	5	0.20	0.15	0.200	0.163	0.090	0.163
3	5	0.20	0.20	0.200	0.163	0.137	0.170
4	5	0.20	0.30	0.200	0.163	0.200	0.179
5	10	0.10	0.10	0.100	0.089	0.048	0.059
6	10	0.10	0.15	0.100	0.089	0.089	0.070
7	10	0.10	0.20	0.100	0.089	0.099	0.077
8	10	0.10	0.30	0.100	0.089	0.100	0.084
9	20	0.05	0.10	0.050	0.046	0.044	0.040
10	20	0.05	0.15	0.050	0.046	0.050	0.044
11	20	0.05	0.20	0.050	0.046	0.050	0.045
12	20	0.05	0.30	0.050	0.046	0.050	0.047

Table 2: Mean squared error for the experiment in Section 4.3 in different configurations.

relatively inaccurate, it is better to either use $\hat{\theta}$ only or use the full model. But when using the full model, the bandwidth needs to be tuned carefully around zero. When both $\hat{\theta}$ and z are considerably accurate, it is beneficial to consider both in grouping.

5 Examples

5.1 Value at Risk (VaR) analysis based on Fama-French factors

In this example we use iGroup to improve the estimation of Value at Risk in stock returns. Denote the return of stock k in day t as $r_{t,k}$. The one-day value at risk (VaR) of $r_{t,k}$, denoted as $\widehat{VaR}_{t,k}$, is defined as the smallest quantity v such that the probability of the event $r_{t,k} \leq -v$ is no greater than a predetermined confidence level α (for example, 1%). Statistically, $-v$ is the α quantile of $r_{t,k}$. VaR is widely used in quantitative finance and risk management to estimate the possible losses in worse cases (e.g. 1% lower quantile) due to adverse market moves. In practice, it is usually difficult to estimate the value of risk because it requires a large size of data to estimate small quantiles accurately, but the market conditions change over time, which limits the available sample size. In this application, we consider the daily return of 490 stocks in S&P 500 for 2016. Three approaches to estimate VaR are compared.

Individual VaR estimation using empirical quantiles: A naive method to estimate VaR is to use the empirical quantile of $r_{t-1,k}, \dots, r_{t-S,k}$. When α is set to be 1% and $S = 100$, we have $\widehat{VaR}(t, k) = \min\{r_{t-1,k}, r_{t-2,k}, \dots, r_{t-100,k}\}$. Such a quantile estimation is not very accurate. On one hand, when S is small and there is not enough observations, the empirical quantile is not defined. On the other hand, S cannot be very large as the market changes over time and so does the distribution of returns.

Market Level VaR: The second approach assumes homogeneity among all stocks. The value-at-risk

could then be estimated by pooling historical returns of all stocks. In this case, the estimator is

$$\widehat{VaR}(t, k) = Q_\alpha \left(\bigcup_{l=1}^K \bigcup_{s=1}^S \{r_{t-s, l}\} \right),$$

where $Q_\alpha(A)$ is the empirical α quantile estimator given a set of observations A . Pooling observations from other stocks bring a significant bias if the homogeneity assumption is not valid.

iGroup Estimation: The third approach is an application of the iGroup learning method. Assume on each day, each stock return follows the Fama-French three factor model (Fama and French, 1993):

$$\begin{aligned} r_{t,k} &= \alpha_{t,k} + r_f + b_{0,t,k}(MKT_t - r_f) + b_{1,t,k}SMB_t + b_{2,t,k}HML_t + \epsilon_{t,k}, \\ \epsilon_{t,k} &\sim \mathcal{N}(0, \sigma_k^2), \end{aligned}$$

where MKT , SMB and HML are the three Fama-French factors, and $b_{0,k,t}$, $b_{1,k,t}$ and $b_{2,k,t}$ are the corresponding coefficients for the stock labeled k at time t . The three coefficients characterize stocks by their sensitivity to the corresponding factors. In this model, we assume the Fama-French coefficients b_0, b_1, b_2 vary over time slowly. Therefore, the Fama-French coefficients could be used as the exogenous variable \mathbf{z} in our iGroup framework. To be more specific, the iGroup estimator is

$$\widehat{VaR}(t, k) = Q_\alpha^{(w)} \left(\bigcup_{l=1}^K \bigcup_{s=1}^S \{(r_{t-s, l}, w(\mathbf{z}_{t,l}; \mathbf{z}_{t,k}))\} \right),$$

where $Q_\alpha^{(w)}(\cdot)$ is the empirical α quantile estimator from a weighted sample and $\mathbf{z}_{t,k} = (b_{0,t,k}, b_{1,t,k}, b_{2,t,k})$ are the Fama-French coefficients of stock k fitted using the returns in the S days before day t . The weight function here is chosen to be a Gaussian kernel

$$w(\mathbf{z}_{t,l}; \mathbf{z}_{t,k}) \propto \exp \left(-\frac{\|\mathbf{z}_{t,l} - \mathbf{z}_{t,k}\|_2^2}{2b^2} \right).$$

The bandwidth b is the parameter to be tuned. Although the iGroup approach pools all other stocks just as the market level method, it assigns different weights to different stocks based on the similarity of characteristics of the stocks, e.g. the Fama-French coefficients in our case. The market level estimator can be viewed as an extreme case of iGroup estimation when the bandwidth b approaches ∞ . The individual estimator is another extreme when the bandwidth b shrinks to 0. Note that, the weighted empirical quantile function used in iGroup estimation is equivalent to aggregating the following objective function

$$M_k(\theta; t) = \sum_{s=1}^S |r_{t-s, k} - \theta| (\alpha \mathbf{1}_{\{r_{t-s, k} > \theta\}} + (1 - \alpha) \mathbf{1}_{\{r_{t-s, k} \leq \theta\}})$$

by the weight $w_1(\mathbf{z}_k, \mathbf{z}_0)$ in (4).

In this study, we use $\alpha = 0.01$, $S = 100$, and $K = 490$. The prediction error is measured over 250 trading days in the year 2016 for 490 stocks using

$$RMSE = \left[\frac{1}{490} \sum_{k=1}^{490} \left(\frac{1}{250} \sum_{t=1}^{250} \mathbf{1}_{\{r_{t,k} \leq \widehat{VaR}(t,k)\}} - 0.01 \right)^2 \right]^{1/2},$$

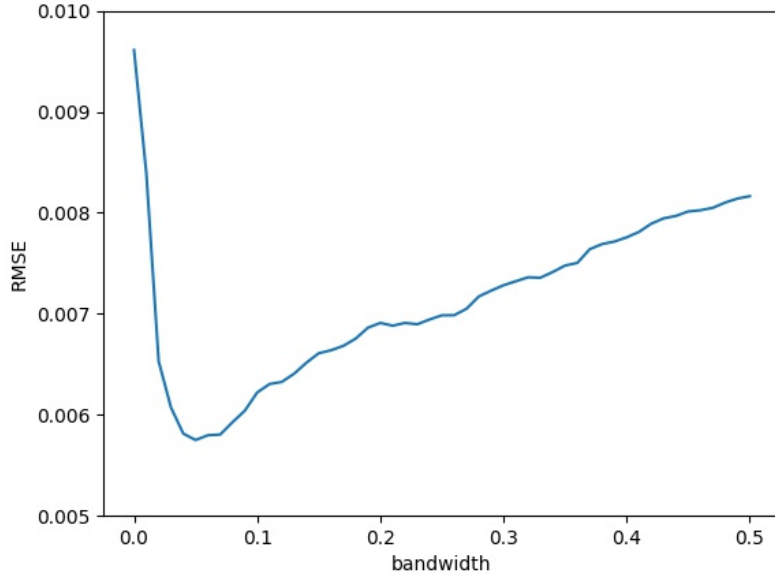


Figure 7: Prediction error (RMSE) as a function of bandwidth.

where $\widehat{VaR}(t, k)$ is based on returns $\{r_{t-1,k}, \dots, r_{t-100,k}, k = 1, \dots, 490\}$.

Figure 7 shows the RMSE curve as a function of the bandwidth b . The bandwidth controls the bias-variance tradeoff. It is seen from the figure that the V-shaped RMSE curve decreases at the beginning and achieves a minimal value at approximately $b = 0.05$ with minimum RMSE being 5.75×10^{-3} . The RMSEs of each model are shown in Table 3. The iGroup estimator improves the accuracy significantly.

Method	Individual Estimation	Market Estimation	iGroup Estimation
RMSE	9.61×10^{-3}	1.34×10^{-2}	5.75×10^{-3}

Table 3: Prediction error for three candidate models.

5.2 Maritime anomaly detection

The maritime transportation system is critical to the U.S. and world economy. For security and environmental concerns, it is important to have an efficient detection and risk assessment system for maritime traffic over space and time. Automatic Identification System (AIS) is an automatic tracking system and are mandatory installed on ships such that the maritime information, including GPS location, speed, heading, etc., is reported periodically. The global AIS system receives data from approximately a million ships with updates for each ship as frequently as every two seconds while in motion and every three minutes while at anchor. The data are available at <https://marinecadastre.gov/ais/>.

In this example, we focused on 534 voyages of tankers and cargo vessels arriving at the Port of Newark between July and November 2014. We investigated their approaching behaviors starting from crossing the

12 nautical mile US territorial sea (TS) boundary to arriving at the port. Two features are considered in this study: the trajectory and the sailing time (duration). The trajectory, treated as an exogenous variable \mathbf{z} , is a polygonal line consisting of a sequence of reported GPS locations during the approach. The 534 approaching trajectories are plotted in Figure 8 along with the coastlines around the Port of Newark. The sailing time, treated as the observation x_k , is the time spent in the approaching procedure starting at the time of entering the 12 nautical miles territorial sea of U.S. and ending at one of the docks in the Port of Newark. Our goal is to identify outliers in sailing time given the trajectory. In this case the parameter of interest is the mean and standard deviation of sailing time, $\theta_k = (\mu_k, \sigma_k)$, such that an outlier can be identified by two standard deviation rule, i.e. individual k is an outlier in time if $|x_k - \hat{\mu}_k| \geq 2\sigma_k$.

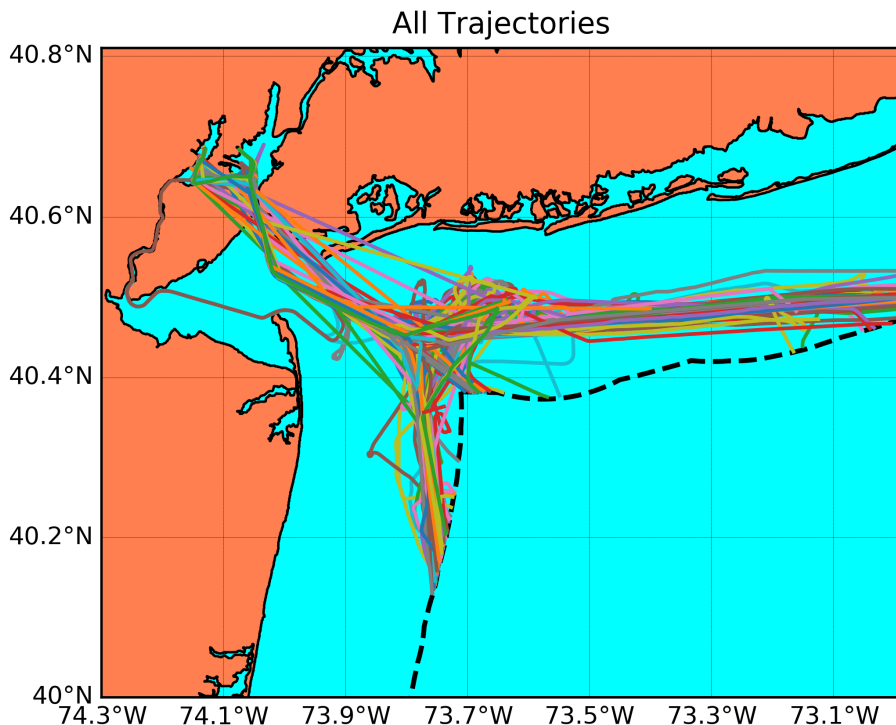


Figure 8: All 534 trajectories approaching the Port of Newark

The trajectory is a functional feature that requires special treatment. Every trajectory consists of a sequence location reports ordered in time. Since the reporting intervals are irregular, it cannot be considered as a 2-dimensional regular time series of equal time intervals. However, since we utilize the trajectory as an exogenous variable \mathbf{z} in the iGroup framework, we only need a proper distance/similarity measure defined for any trajectory pairs. Here, we use the dynamic time warping (DTW) distance as the similarity measure. Dynamic time warping is widely used as a similarity measure between two time series for studies in speech recognition and other applications (Sakoe and Chiba, 1978; Juang, 1984; Nakagawa and Nakanishi, 1988; Koenig et al., 2008). It finds the optimal monotone one-to-one mapping between two sequences such that

the average pairwise distance is minimized.

For simplicity, for each individual voyage, we use its nearest 40 neighbors in terms of DTW to form iGroups with equal weight. Figure 9 shows four typical trajectories (top) and their individualized groups identified by its DTW neighbors (bottom).

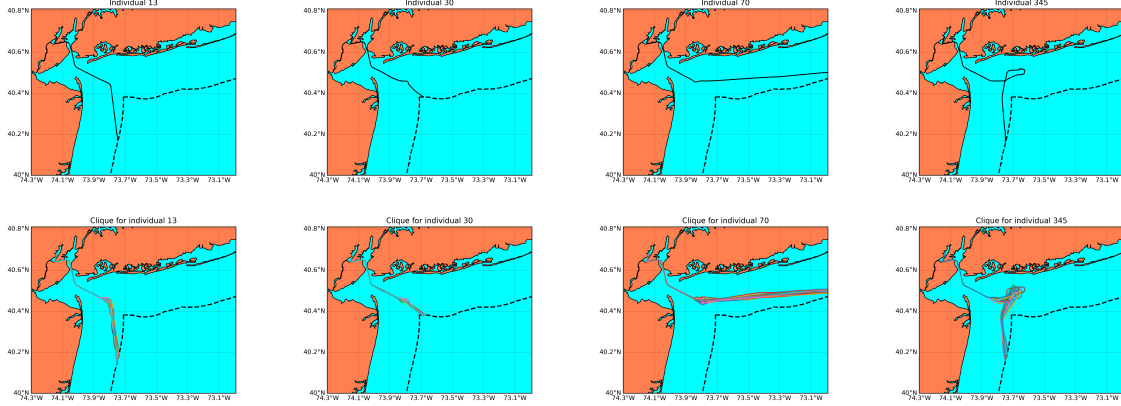


Figure 9: Four typical trajectories and their identified individualized groups.

Since the individual level estimator for θ_k is not available as we only have one observation x_k per individual. The iGroup estimator is constructed by aggregating the log-likelihood functions. In this case, it is equivalent to estimate θ_k by the sample mean and the sample standard deviation from the formed igroup. Since our main focus is to identify outliers, we exclude the target from the estimation. Denote \mathcal{C}_k as the individualized group (clique) identified by the DTW distance for voyage k . Note that we control $|\mathcal{C}_k| = 40$. The iGroup estimator can be constructed as

$$\mu_k^{(c)} = \frac{\sum_{i \in \mathcal{C}_k} x_i}{|\mathcal{C}_k|}, \quad \sigma_k^{(c)} = \frac{\sum_{i \in \mathcal{C}_k} (x_i - \mu_k^{(c)})^2}{|\mathcal{C}_k| - 1}.$$

Then the risk score (the likelihood of being an outlier) of individual k can be obtained as

$$1 - 2P \left(Z > \left| \frac{x_k - \mu_k^{(c)}}{\sigma_k^{(c)}} \right| \right),$$

where $Z \sim N(0, 1)$.

In these 534 vessels, 95 outliers with risk scores larger than 95% were determined as abnormal. A manual inspection reveals that they belong to three categories (with some overlaps between (a) and (b)): (a) 40 vessels had a prior dock before the Port of Newark (left panel of Figure 10); (b) 18 vessels were anchored somewhere outside the port for an extremely long time (middle panel); (c) the other 43 vessels were traveling too fast/slow compared with their iGroup (right panel). Figure 10 shows typical trajectories of the three categories. Due to the limited population, vessels with few similar trajectories are also classified as abnormal such as the one shown in the right panel in Figure 10.

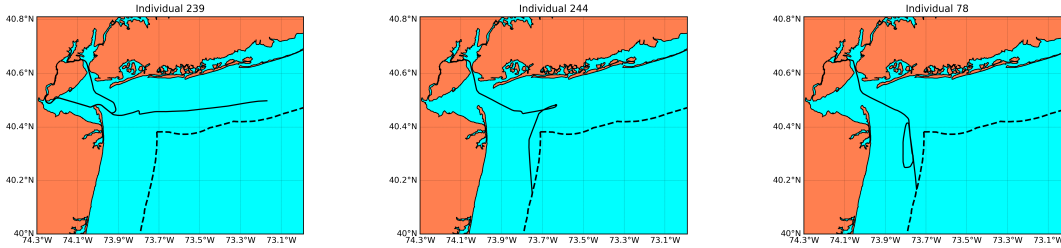


Figure 10: Outliers among vessels/voyages in trajectories of vessels heading to Port of Newark

6 Conclusion and Discussion

In conclusion, the proposed iGroup method provides an effective tool for efficient inference in a heterogeneous population. The approach is essentially nonparametric. It has several special features: (1) The grouping idea can facilitate and answer some inference questions that are otherwise difficult or impossible to address such as estimating variance/quantile when each individual has only one observation. (2) It reduces the standard error of the estimator by pooling together individuals with similar characteristics. (3) The grouping can take a non-standard exogenous variable \mathbf{z} into consideration, as long as a similarity/distance measure is defined. (4) Noisy exogenous variable \mathbf{z} can contribute to grouping as well. (5) A useful weight function measuring similarity between $\hat{\theta}$'s is designed with statistical interpretation. (6) The method can be extended to a wide range of estimating methods, which optimizes an objective function, such as regularized least squares estimation, generalized moment estimation, etc. (7) The bandwidth can be tuned by leave-one-out cross validation either globally or locally.

In addition, we showed the asymptotic performance and theoretical properties of the method, which assess the accuracy and efficiency of iGroup and provide practical guidance in implementation. More specifically, when the loss function is given and weight function is properly constructed by our approach, the iGroup estimator converges to the Bayes estimator that minimizes the overall risk without knowing the prior. Computationally, as the group construction and inference procedure are identical for all individuals, the iGroup method can be easily parallelized for large datasets.

In Theorems 2, 7 and 10, we assumed a quite strong sufficient condition on the objective functions $M_k(\theta)$ or $M(\theta, \hat{\theta})$ such that the minimum point of the aggregated objective function will converge to the true value. Instead of assuming second-order differentiability and convexity, other sufficient conditions can also guarantee the convergence of the minimum point (Van der Vaart, 2000). But most of them depends on the explicit formula of kernel \mathcal{K} and the objective function $M_k(\theta)$.

The iGroup approach has its connection to the empirical Bayes approach (Robbins, 1956), where the prior is unknown, but a Bayes estimator is constructed. Although an unknown population distribution for θ is assumed to be $\pi(\theta)$ viewed as the prior, it does not appear explicitly in either $\hat{\theta}_0^{(c)}$ or $\tilde{\theta}_0^{(c)}$ in our approach. And we showed in Section 3 that under mild conditions, the iGroup estimators converge to certain Bayes estimators under the unknown prior. In empirical Bayes, the prior is usually estimated by either discretization or deconvolution. But the iGroup approach is different. The unknown $\pi(\theta)$ is not directly estimated and it

is not needed. The prior information is taken into consideration by taking a (weighted) average of sample estimators or sample objective functions. And the weight function $w_2(\cdot)$, which is related to $\pi(\theta)$ in close form, is approximated using the bootstrap method in Section 2.3.

Bibliography

- Agrawal, R., Gehrke, J., Gunopulos, D., and Raghavan, P. (1998). Automatic subspace clustering of high dimensional data for data mining applications. *SIGMOD Rec.*, 27(2):94–105.
- Antoniak, C. E. (1974). Mixtures of dirichlet processes with applications to bayesian nonparametric problems. *The Annals of Statistics*, 2(6):1152–1174.
- Binder, D. A. (1978). Bayesian cluster analysis. *Biometrika*, 65(1):31–38.
- Bound, J., Brown, C., and Mathiowetz, N. (2001). Measurement error in survey data. In *Handbook of Econometrics*, volume 5, pages 3705–3843. Elsevier.
- Carroll, R., Ruppert, D., and Stefanski, L. (1995). Nonlinear measurement error models. *Monographs on Statistics and Applied Probability*, 63.
- Chiu, S.-T. (1991). Bandwidth selection for kernel density estimation. *The Annals of Statistics*, 19(4):1883–1905.
- Collins, F. S. and Varmus, H. (2015). A new initiative on precision medicine. *New England Journal of Medicine*, 372(9):793–795.
- Diaconis, P. and Freedman, D. (1986). On the consistency of bayes estimates. *The Annals of Statistics*, 14(1):1–26.
- Duda, R. O. and Hart, P. E. (1973). *Pattern Classification and Scene Analysis*. John Wiley & Sons, New York.
- Fama, E. F. and French, K. R. (1993). Common risk factors in the returns on stocks and bonds. *Journal of Financial Economics*, 33(1):3–56.
- Fan, J. and Truong, Y. K. (1993). Nonparametric regression with errors in variables. *The Annals of Statistics*, 21(4):1900–1925.
- Ferguson, T. S. (1973). A bayesian analysis of some nonparametric problems. *The Annals of Statistics*, 1(2):209–230.
- Figueiredo, M. A. T. and Jain, A. K. (2000). Unsupervised learning of finite mixture models. *IEEE Transaction on Pattern Analysis and Machine Intelligence*, 24:381–396.
- Fuller, W. A. (2009). *Measurement error models*, volume 305. John Wiley & Sons.
- Gan, G., Ma, C., and Wu, J. (2007). *Data Clustering: Theory, Algorithms, and Applications*, volume 20. Society for Industrial and Applied Mathematics.
- Jain, A. K. (2010). Data clustering: 50 years beyond k-means. *Pattern Recognition Letters*, 31(8):651–666.

- Jain, A. K., Murty, M. N., and Flynn, P. J. (1999). Data clustering: a review. *ACM Computing Surveys (CSUR)*, 31(3):264–323.
- Juang, B.-H. (1984). On the hidden markov model and dynamic time warping for speech recognition - a unified view. *AT&T Bell Laboratories Technical Journal*, 63(7):1213–1243.
- Koenig, L. L., Lucero, J. C., and Perlman, E. (2008). Speech production variability in fricatives of children and adults: Results of functional data analysis. *The Journal of the Acoustical Society of America*, 124(5):3158–3170.
- Liao, T. W. (2005). Clustering of time series data - a survey. *Pattern Recognition*, 38(11):1857–1874.
- Lindsay, B. G. (1995). Mixture models: Theory, geometry and applications. *NSF-CBMS Regional Conference Series in Probability and Statistics*, 5:i–163.
- Liu, K. and Meng, X. L. (2016). There is individualized treatment. why not individualized inference? *Annual Review of Statistics and Its Application*, 3:79–111.
- Lo, A. Y. (1984). On a class of bayesian nonparametric estimates: I. density estimates. *The Annals of Statistics*, 12(1):351–357.
- Nakagawa, S. and Nakanishi, H. (1988). Speaker-independent english consonant and japanese word recognition by a stochastic dynamic time warping method. *IETE Journal of Research*, 34(1):87–95.
- Ng, R. T. and Han, J. (1994). Efficient and effective clustering methods for spatial data mining. In *Proceedings of the 20th International Conference on Very Large Data Bases, VLDB '94*, pages 144–155. Morgan Kaufmann Publishers Inc.
- Qian, M. and Murphy, S. A. (2011). Performance guarantees for individualized treatment rules. *The Annals of Statistics*, 39(2):1180.
- Robbins, H. (1956). An empirical bayes approach to statistics. In *Proceedings of the Third Berkeley Symposium on Mathematical Statistics and Probability, Volume 1: Contributions to the Theory of Statistics*, pages 157–163. University of California Press.
- Sakoe, H. and Chiba, S. (1978). Dynamic programming algorithm optimization for spoken word recognition. *IEEE Transactions on Acoustics, Speech, and Signal Processing*, 26(1):43–49.
- Stefanski, L. A. and Carroll, R. J. (1990). Deconvolving kernel density estimators. *Statistics*, 21(2):169–184.
- Teh, Y. W., Jordan, M. I., Beal, M. J., and Blei, D. M. (2005). Sharing clusters among related groups: Hierarchical dirichlet processes. In *Advances in Neural Information Processing Systems 17*, pages 1385–1392. MIT Press.
- Van der Vaart, A. W. (2000). *Asymptotic statistics*, volume 3. Cambridge University Press.

- Wang, R., Lagakos, S. W., Ware, J. H., Hunter, D. J., and Drazen, J. M. (2007). Statistics in medicine: reporting of subgroup analyses in clinical trials. *New England Journal of Medicine*, 357(21):2189–2194.
- Wansbeek, T. J. and Meijer, E. (2000). *Measurement error and latent variables in econometrics*, volume 37. North-Holland.
- Wasserman, L. (2010). *All of Nonparametric Statistics*. Springer Publishing Company, Incorporated.
- Xu, R. and Wunsch, D. (2005). Survey of clustering algorithms. *IEEE Transactions on Neural Networks*, 16(3):645–678.
- Yang, J., Miescke, K., and McCullagh, P. (2012). Classification based on a permanent process with cyclic approximation. *Biometrika*, 99(4):775–786.
- Zhao, Y., Zeng, D., Rush, A. J., and Kosorok, M. R. (2012). Estimating individualized treatment rules using outcome weighted learning. *Journal of the American Statistical Association*, 107(499):1106–1118.

Proof of Theorem 2

We prove the consistency first. Define

$$\begin{aligned}\psi_k(\theta) &= \frac{\partial}{\partial \theta} M_k(\theta), \\ \Psi_K(\theta) &= \frac{\sum_{k=0}^K \mathcal{K}\left(\frac{\|\mathbf{z}_k - \mathbf{z}_0\|}{b}\right) \psi_k(\theta)}{\sum_{k=0}^K \mathcal{K}\left(\frac{\|\mathbf{z}_k - \mathbf{z}_0\|}{b}\right)}, \\ \Psi(\theta) &= \mathbb{E}_{\mathbf{x}|\mathbf{z}_0} \psi_{\mathbf{x}}(\theta).\end{aligned}$$

For any given θ , $\Psi_K(\theta)$ is a kernel smoothing estimator for $\mathbb{E}_{\mathbf{x}|\mathbf{z}_0}[\psi_{\mathbf{x}}(\theta)] = \Psi(\theta)$. Hence $\Psi_K(\theta) \rightarrow \Psi(\theta)$ in probability for any given θ , provided $\mathbb{E}_{\mathbf{x}|\mathbf{z}}[\psi_{\mathbf{x}}(\theta)]$ continuous at \mathbf{z}_0 (Wasserman, 2010). Due to the assumption that $M_k(\theta)$ is convex and second-order differentiable, $\psi_k(\theta)$ is a non-decreasing function for any \mathbf{x}_k . Therefore, both Ψ_K and Ψ are non-decreasing and continuous. By assumption, Θ_0 is the unique root of $\Psi(\theta)$. Let θ_K^* be such a point that $\Psi_K(\theta_K^*) = 0$. θ_K^* may not be unique and may not even exist for small K . For any $\epsilon > 0$, it is immediate that $\Psi(\Theta_0 - \epsilon) < 0 < \Psi(\Theta_0 + \epsilon)$ and by the pointwise convergence in probability of Ψ_K , we have

$$\begin{aligned}P\left[|\Psi_K(\Theta_0 - \epsilon) - \Psi(\Theta_0 - \epsilon)| \leq \frac{1}{2} |\Psi(\Theta_0 - \epsilon)|\right] &\rightarrow 1, \\ P\left[|\Psi_K(\Theta_0 + \epsilon) - \Psi(\Theta_0 + \epsilon)| \leq \frac{1}{2} |\Psi(\Theta_0 + \epsilon)|\right] &\rightarrow 1.\end{aligned}$$

Therefore,

$$P\left[|\Psi_K(\Theta_0 - \epsilon) - \Psi(\Theta_0 - \epsilon)| \leq \frac{1}{2} |\Psi(\Theta_0 - \epsilon)|, |\Psi_K(\Theta_0 + \epsilon) - \Psi(\Theta_0 + \epsilon)| \leq \frac{1}{2} |\Psi(\Theta_0 + \epsilon)|\right] \rightarrow 1.$$

The event in the probability implies that $\Psi_K(\Theta_0 - \epsilon) < 0 < \Psi_K(\Theta_0 + \epsilon)$, which further implies the existence of θ_K^* in $(\Theta_0 - \epsilon, \Theta_0 + \epsilon)$ by continuity of Ψ_K . Hence

$$\begin{aligned}&P\left[|\Psi_K(\Theta_0 - \epsilon) - \Psi(\Theta_0 - \epsilon)| \leq \frac{1}{2} |\Psi(\Theta_0 - \epsilon)|, |\Psi_K(\Theta_0 + \epsilon) - \Psi(\Theta_0 + \epsilon)| \leq \frac{1}{2} |\Psi(\Theta_0 + \epsilon)|\right] \\ &\leq P[\Psi_K(\Theta_0 - \epsilon) < 0 < \Psi_K(\Theta_0 + \epsilon)] \\ &\leq P[\Theta_0 - \epsilon < \theta_K^* < \Theta_0 + \epsilon].\end{aligned}$$

Since the first term converges to 1, the last term converges to 1 as well. Note that when $\tilde{\theta}_0^{(c)}$ exists, it equals θ_K^* . The consistency of $\tilde{\theta}_0^{(c)}$ is proved.

With $\tilde{\theta}_0^{(c)} \rightarrow \theta_0$ in probability, it is reasonable to expand $\Psi_K(\tilde{\theta}_0^{(c)})$ at Θ_0 .

$$\begin{aligned}\sum_{k=0}^K \mathcal{K}\left(\frac{\|\mathbf{z}_k - \mathbf{z}_0\|}{b}\right) \psi_k(\Theta_0) + (\tilde{\theta}_0^{(c)} - \Theta_0) \sum_{k=0}^K \mathcal{K}\left(\frac{\|\mathbf{z}_k - \mathbf{z}_0\|}{b}\right) \psi_k'(\Theta_0) \\ + \sum_{k=0}^K \mathcal{K}\left(\frac{\|\mathbf{z}_k - \mathbf{z}_0\|}{b}\right) O((\tilde{\theta}_0^{(c)} - \Theta_0)^2) = 0.\end{aligned}$$

Now we have

$$\tilde{\theta}_0^{(c)} - \Theta_0 = -\frac{\frac{1}{K+1} \sum_{k=0}^K \mathcal{K}\left(\frac{\|\mathbf{z}_k - \mathbf{z}_0\|}{b}\right) \psi_k(\Theta_0)}{\frac{1}{K+1} \sum_{k=0}^K \mathcal{K}\left(\frac{\|\mathbf{z}_k - \mathbf{z}_0\|}{b}\right) \psi'_k(\Theta_0) + O(\tilde{\theta}_0^{(c)} - \Theta_0)}. \quad (19)$$

Consider $K \rightarrow \infty$. On one hand, the numerator is a kernel smoothing estimator for $\mathbb{E}_{\mathbf{x}|\mathbf{z}_0}[\psi_{\mathbf{x}}(\Theta_0)] = 0$ up to a normalizing constant. On the other hand, the denominator is a similar kernel smoothing estimator for $\mathbb{E}_{\mathbf{x}|\mathbf{z}_0}[\psi'_{\mathbf{x}}(\Theta_0)]$. By Slutsky's theorem, their ratio has a similar asymptotic distribution to the numerator kernel smoothing estimator up to a constant factor of $\mathbb{E}_{\mathbf{x}|\mathbf{z}_0}[\psi'_{\mathbf{x}}(\Theta_0)]$. Therefore, $\tilde{\theta}_0^{(c)}$ has an asymptotic bias $O_p(b^2)$ and an asymptotic variance $O_p(1/Kb^d)$ (Wasserman, 2010). Hence, the optimal choice of bandwidth in a bias-variance optimization scheme is $\hat{b} \asymp K^{-1/(d+4)}$ and the optimal MSE is of order $K^{-4/(d+4)}$.

Proof of Theorem 3

In this case, θ_0 is assumed to be fixed, and $\hat{\theta}_0^{(c)}$ is a standard kernel smoothing estimator for $\mathbb{E}_{\pi}[\theta_0|\mathbf{z}_0] = \Theta_0$. By following the asymptotic property of a standard kernel smoothing estimator, we have

$$\mathbb{E}[\hat{\theta}_0^{(c)}|\mathbf{z}_0] = \Theta_0 + O_p(b^2) \text{ and } \text{Var}[\hat{\theta}_0^{(c)}|\mathbf{z}_0] = O_p\left(\frac{1}{Kd^b}\right).$$

Therefore, we have

$$\begin{aligned} \mathbb{E}_{\theta_0}[\hat{\theta}_0^{(c)}] &= \mathbb{E}_{\theta_0}[\Theta_0] + O_p(b^2), \\ \text{Var}_{\theta_0}[\hat{\theta}_0^{(c)}] &= \text{Var}_{\theta_0}[\mathbb{E}[\hat{\theta}_0^{(c)}|\mathbf{z}_0]] + \mathbb{E}_{\theta_0}[\text{Var}[\hat{\theta}_0^{(c)}|\mathbf{z}_0]] = \text{Var}_{\theta_0}[\Theta_0] + O_p\left(\frac{1}{Kd^b}\right). \end{aligned}$$

Proof of Theorem 4

We first prove the following lemma, which would be used in the proof of Theorem 4.

Lemma 1. *Suppose the random vector ξ has a pdf p_{ξ} and has zero mean, finite variance and finite higher moments such that*

$$\mathbb{E}\xi = 0, \quad \text{Var}(\xi) = \sigma^2 \mathbf{\Sigma}, \quad \|\mathbf{\Sigma}\| = 1.$$

Then for any second-order partially differentiable function f , we have

$$\int f(\mathbf{x} + t)p_{\xi}(t)dt = f(\mathbf{x}) + \frac{1}{2}\sigma^2 \text{tr}[\nabla^2 f(\mathbf{x})\mathbf{\Sigma}] + o(\sigma^2),$$

when $\sigma^2 \rightarrow 0$.

Proof. Let $\xi_1 = \xi/\sigma$, then $\mathbb{E}(\xi_1) = 0$ and $\text{Var}(\xi_1) = \mathbf{\Sigma}$. Hence

$$\begin{aligned} \int f(\mathbf{x} + t)p_{\xi}(t)dt &= \int f(\mathbf{x} + \sigma s)p_{\xi_1}(s)ds \\ &= \int \left[f(\mathbf{x}) + \sigma s^T [\nabla f(\mathbf{x})] + \frac{1}{2}\sigma^2 s^T [\nabla^2 f(\mathbf{x})]s + o(\sigma^2) \right] p_{\xi_1}(s)ds \\ &= f(\mathbf{x}) + \frac{1}{2}\sigma^2 \int s^T [\nabla^2 f(\mathbf{x})]s p_{\xi_1}(s)ds + o(\sigma^2) \\ &= f(\mathbf{x}) + \frac{1}{2}\sigma^2 \text{tr}[\nabla^2 f(\mathbf{x})\mathbf{\Sigma}] + o(\sigma^2). \end{aligned}$$

□

Now we prove Theorem 4. Let $\bar{\pi}(\cdot)$ be the population distribution for $\boldsymbol{\eta}$. Since $\theta = g(\boldsymbol{\eta})$, we have

$$\begin{aligned}
\mathbb{E}_\pi[\theta_0|\mathbf{z}_0] &= \frac{\int g(\boldsymbol{\eta})p(\mathbf{z}_0|\boldsymbol{\eta})\bar{\pi}(\boldsymbol{\eta})d\boldsymbol{\eta}}{\int p(\mathbf{z}_0|\boldsymbol{\eta})\bar{\pi}(\boldsymbol{\eta})d\boldsymbol{\eta}} \\
&= \frac{(g\bar{\pi})(\mathbf{z}_0) + \frac{1}{2}\sigma_z^2 \text{tr}[\nabla^2(g\bar{\pi})(\mathbf{z}_0)\boldsymbol{\Sigma}_z] + o(\sigma_z^2)}{\bar{\pi}(\mathbf{z}_0) + \frac{1}{2}\sigma_z^2 \text{tr}[\nabla^2\bar{\pi}(\mathbf{z}_0)\boldsymbol{\Sigma}_z] + o(\sigma_z^2)} \\
&= \frac{(g\bar{\pi})(\mathbf{z}_0) + \frac{1}{2}\sigma_z^2 \text{tr}[\nabla^2(g\bar{\pi})(\mathbf{z}_0)\boldsymbol{\Sigma}_z] + o(\sigma_z^2)}{\bar{\pi}(\mathbf{z}_0)} \left[1 - \frac{1}{2}\sigma_z^2 \frac{\text{tr}[\nabla^2\bar{\pi}(\mathbf{z}_0)\boldsymbol{\Sigma}_z]}{\bar{\pi}(\mathbf{z}_0)} + o(\sigma_z^2) \right] \\
&= g(\mathbf{z}_0) + \frac{\sigma_z^2}{2\bar{\pi}(\mathbf{z}_0)} (\text{tr}[\nabla^2(g\bar{\pi})(\mathbf{z}_0)\boldsymbol{\Sigma}_z] - g(\mathbf{z}_0) \text{tr}[\nabla^2\bar{\pi}(\mathbf{z}_0)\boldsymbol{\Sigma}_z]) + o(\sigma_z^2) \\
&= g(\mathbf{z}_0) + \sigma_z^2 \left(\frac{\text{tr}[\nabla^2g(\mathbf{z}_0)\boldsymbol{\Sigma}_z]}{2} + \frac{\text{tr}[\nabla\bar{\pi}(\mathbf{z}_0)^T\boldsymbol{\Sigma}_z\nabla g(\mathbf{z}_0)]}{\bar{\pi}(\mathbf{z}_0)} \right) + o(\sigma_z^2).
\end{aligned}$$

Thus, the bias is

$$\begin{aligned}
\mathbb{E}_{\theta_0}[\mathbb{E}_\pi[g(\boldsymbol{\eta})|\mathbf{z}_0]] - g(\boldsymbol{\eta}_0) &= \int \mathbb{E}_\pi[g(\boldsymbol{\eta})|\mathbf{z}_0]p(\mathbf{z}_0|\boldsymbol{\eta}_0)d\mathbf{z}_0 - g(\boldsymbol{\eta}_0) \\
&= \int \left(g(\mathbf{z}_0) + \sigma_z^2 \left(\frac{\text{tr}[\nabla^2g(\mathbf{z}_0)\boldsymbol{\Sigma}_z]}{2} + \frac{\text{tr}[\nabla\bar{\pi}(\mathbf{z}_0)^T\boldsymbol{\Sigma}_z\nabla g(\mathbf{z}_0)]}{\bar{\pi}(\mathbf{z}_0)} \right) + o(\sigma_z^2) \right) p(\mathbf{z}_0|\boldsymbol{\eta}_0)d\mathbf{z}_0 - g(\boldsymbol{\eta}_0) \\
&= g(\boldsymbol{\eta}_0) + \sigma_z^2 \left(\frac{\text{tr}[\nabla^2g(\boldsymbol{\eta}_0)\boldsymbol{\Sigma}_z]}{2} + \frac{\text{tr}[\nabla\bar{\pi}(\boldsymbol{\eta}_0)^T\boldsymbol{\Sigma}_z\nabla g(\boldsymbol{\eta}_0)]}{\bar{\pi}(\boldsymbol{\eta}_0)} \right) \\
&\quad + \frac{1}{2}\sigma_z^2 \text{tr}[\nabla^2g(\boldsymbol{\eta}_0)\boldsymbol{\Sigma}_z] + o(\sigma_z^2) - g(\boldsymbol{\eta}_0) \\
&= \sigma_z^2 \left(\text{tr}[\nabla^2g(\boldsymbol{\eta}_0)\boldsymbol{\Sigma}_z] + \frac{\text{tr}[\nabla\bar{\pi}(\boldsymbol{\eta}_0)^T\boldsymbol{\Sigma}_z\nabla g(\boldsymbol{\eta}_0)]}{\bar{\pi}(\boldsymbol{\eta}_0)} \right) + o(\sigma_z^2) \\
&\asymp \sigma_z^2.
\end{aligned}$$

On the other hand,

$$(\mathbb{E}_\pi[g(\boldsymbol{\eta})|\mathbf{z}_0])^2 = g^2(\mathbf{z}_0) + \sigma_z^2 \left[g \text{tr}[\nabla^2g(\mathbf{z}_0)\boldsymbol{\Sigma}_z] + \frac{2g \text{tr}[\nabla\bar{\pi}(\mathbf{z}_0)^T\boldsymbol{\Sigma}_z\nabla g(\mathbf{z}_0)]}{\bar{\pi}(\mathbf{z}_0)} \right] + o(\sigma_z^2),$$

hence

$$\begin{aligned}
\mathbb{E}_{\theta_0} \left[(\mathbb{E}_\pi[g(\boldsymbol{\eta})|\mathbf{z}_0])^2 \right] &= \int (\mathbb{E}_\pi[g(\boldsymbol{\eta})|\mathbf{z}_0])^2 p(\mathbf{z}_0|\boldsymbol{\eta}_0)d\mathbf{z}_0 \\
&= \int \left(g^2(\mathbf{z}_0) + \sigma_z^2 \left[g \text{tr}[\nabla^2g(\mathbf{z}_0)\boldsymbol{\Sigma}_z] + \frac{2g \text{tr}[\nabla\bar{\pi}(\mathbf{z}_0)^T\boldsymbol{\Sigma}_z\nabla g(\mathbf{z}_0)]}{\bar{\pi}(\mathbf{z}_0)} \right] + o(\sigma_z^2) \right) p(\mathbf{z}_0|\boldsymbol{\eta}_0)d\mathbf{z}_0 \\
&= g^2(\boldsymbol{\eta}_0) + \sigma_z^2 \left[g \text{tr}[\nabla^2g(\boldsymbol{\eta}_0)\boldsymbol{\Sigma}_z] + \frac{2g \text{tr}[\nabla\bar{\pi}(\boldsymbol{\eta}_0)^T\boldsymbol{\Sigma}_z\nabla g(\boldsymbol{\eta}_0)]}{\bar{\pi}(\boldsymbol{\eta}_0)} \right] + \frac{1}{2}\sigma_z^2 \text{tr}[\nabla^2(g^2)(\boldsymbol{\eta}_0)\boldsymbol{\Sigma}_z] + o(\sigma_z^2) \\
&= g^2(\boldsymbol{\eta}_0) + \sigma_z^2 \left[2g \text{tr}[\nabla^2g(\boldsymbol{\eta}_0)\boldsymbol{\Sigma}_z] + \frac{2g \text{tr}[\nabla\bar{\pi}(\boldsymbol{\eta}_0)^T\boldsymbol{\Sigma}_z\nabla g(\boldsymbol{\eta}_0)]}{\bar{\pi}(\boldsymbol{\eta}_0)} + \text{tr}[\nabla g(\boldsymbol{\eta}_0)^T\boldsymbol{\Sigma}_z\nabla g(\boldsymbol{\eta}_0)] \right] + o(\sigma_z^2).
\end{aligned}$$

Therefore, the variance is

$$\begin{aligned}
\text{Var}_{\theta_0}[\mathbb{E}_\pi[g(\boldsymbol{\eta})|\mathbf{z}_0]] &= \mathbb{E}_{\theta_0} \left[(\mathbb{E}_\pi[g(\boldsymbol{\eta})|\mathbf{z}_0])^2 \right] - [\mathbb{E}_{\theta_0}[\mathbb{E}_\pi[g(\boldsymbol{\eta})|\mathbf{z}_0]]]^2 \\
&= \sigma_z^2 \nabla g(\boldsymbol{\eta}_0)^T \boldsymbol{\Sigma}_z \nabla g(\boldsymbol{\eta}_0) + o(\sigma_z^2) \\
&\asymp \sigma_z^2.
\end{aligned}$$

Proof of Theorem 5

From Theorem 3, we have

$$\mathbb{E}_{\theta_0}[(\hat{\theta}_0^{(c)} - \theta_0)^2] = B_0^2 + 2B_0O_p(b^2) + O_p(b^4) + V_0 + O_p\left(\frac{1}{Kd^b}\right).$$

On the other hand,

$$\begin{aligned} \mathbb{E}[B_0] &= \mathbb{E}[\mathbb{E}_{\theta_0}[\mathbb{E}_{\pi}[g(\boldsymbol{\eta})|\mathbf{z}_0]] - g(\boldsymbol{\eta}_0)] = \mathbb{E}[g(\boldsymbol{\eta})] - \mathbb{E}[g(\boldsymbol{\eta}_0)] = 0, \\ \mathbb{E}[B_0^2 + V_0] &= \text{Var}[B_0] + \mathbb{E}[V_0] = \text{Var}[\mathbb{E}_{\theta_0}[\mathbb{E}_{\pi}[g(\boldsymbol{\eta})|\mathbf{z}_0]] - \theta_0] + \mathbb{E}[\text{Var}_{\theta_0}[E_{\pi}[g(\boldsymbol{\eta})|\mathbf{z}_0]]] \\ &= \text{Var}[\mathbb{E}_{\theta_0}[\mathbb{E}_{\pi}[g(\boldsymbol{\eta})|\mathbf{z}_0] - \theta_0]] + \mathbb{E}[\text{Var}_{\theta_0}[E_{\pi}[g(\boldsymbol{\eta})|\mathbf{z}_0] - \theta_0]] \\ &= \text{Var}[\mathbb{E}_{\pi}[\theta_0|\mathbf{z}_0] - \theta_0]. \end{aligned}$$

Therefore,

$$\mathbb{E}[(\hat{\theta}_0^{(c)} - \theta_0)^2] = \mathbb{E}[\mathbb{E}_{\theta_0}[(\hat{\theta}_0^{(c)} - \theta_0)^2]] = \text{Var}[\mathbb{E}_{\pi}[\theta_0|\mathbf{z}_0] - \theta_0] + O_p(b^4) + O_p\left(\frac{1}{Kd^b}\right).$$

Proof of Theorem 6

The combined estimator can be written as

$$\hat{\theta}_0^{(c)} = \frac{\sum_{k=0}^K w(\hat{\theta}_k, \hat{\theta}_0)\hat{\theta}_k}{\sum_{k=0}^K w(\hat{\theta}_k, \hat{\theta}_0)} = \frac{\frac{1}{K+1} \sum_{k=0}^K w(\hat{\theta}_k, \hat{\theta}_0)\hat{\theta}_k}{\frac{1}{K+1} \sum_{k=0}^K w(\hat{\theta}_k, \hat{\theta}_0)}.$$

Let

$$q(\hat{\theta}) = \int p(\hat{\theta})\pi(\theta)d\theta.$$

By law of large number, when $K \rightarrow \infty$, the numerator is

$$\begin{aligned} \frac{1}{K+1} \sum_{k=0}^K w(\hat{\theta}_k, \hat{\theta}_0)\hat{\theta}_k &\xrightarrow{P} \mathbb{E}[w(\hat{\theta}, \hat{\theta}_0)\hat{\theta}] \\ &= \int \left(\frac{1}{q(\hat{\theta})q(\hat{\theta}_0)} \int p(\hat{\theta}|\theta')p(\hat{\theta}_0|\theta')\pi(\theta')d\theta' \right) \hat{\theta}q(\hat{\theta})d\hat{\theta} \\ &= \frac{1}{q(\hat{\theta}_0)} \int \left(\int g(\hat{\theta})p(\hat{\theta}|\theta')d\hat{\theta} \right) p(\hat{\theta}_0|\theta')\pi(\theta')d\theta' \\ &= \frac{1}{q(\hat{\theta}_0)} \int \theta'p(\hat{\theta}_0|\theta')\pi(\theta')d\theta' \\ &= \int \theta'\pi(\theta'|\hat{\theta}_0)d\theta'. \end{aligned}$$

Similarly, for the denominator, we have

$$\begin{aligned}
\frac{1}{K+1} \sum_{k=0}^K w(\hat{\theta}_k, \hat{\theta}_0) &\xrightarrow{P} \mathbb{E}[w(\hat{\theta}, \hat{\theta}_0)] \\
&= \int \left(\frac{1}{q(\hat{\theta})q(\hat{\theta}_0)} \int p(\hat{\theta}|\theta')p(\hat{\theta}_0|\theta')\pi(\theta')d\theta' \right) q(\hat{\theta})d\hat{\theta} \\
&= \frac{1}{q(\hat{\theta}_0)} \int \left(\int p(\hat{\theta}|\theta')d\hat{\theta} \right) p(\hat{\theta}_0|\theta')\pi(\theta')d\theta' \\
&= \frac{1}{q(\hat{\theta}_0)} \int p(\hat{\theta}_0|\theta')\pi(\theta')d\theta' \\
&= 1.
\end{aligned}$$

Hence, the combined estimator would converge in probability to the Bayes estimator with squared loss. On one hand, by central limit theorem, the numerator has asymptotic normality, provided finite second moment. On the other hand, the denominator converges to 1 in probability. By Slutsky's theorem, the ratio is also asymptotically normal with the same rate as central limit theorem. Therefore,

$$\sqrt{K}(\hat{\theta}_0^{(c)} - \mathbb{E}[\theta|\hat{\theta}_0]) = O_p(1).$$

Proof of Theorem 7

When $K \rightarrow \infty$, the target function in optimization is now

$$\begin{aligned}
\frac{1}{K+1} \sum_{k=0}^K w(\hat{\theta}_k, \hat{\theta}_0) f(\theta, \hat{\theta}_k) &\xrightarrow{P} \int \frac{1}{q(\hat{\theta})q(\hat{\theta}_0)} \left(\int p(\hat{\theta}|\theta')p(\hat{\theta}_0|\theta')\pi(\theta')d\theta' \right) f(\theta, \hat{\theta})q(\hat{\theta})d\hat{\theta} \\
&= \frac{1}{q(\hat{\theta}_0)} \int \left(\int f(\theta, \hat{\theta})p(\hat{\theta}|\theta')d\hat{\theta} \right) p(\hat{\theta}_0|\theta')\pi(\theta')d\theta' \\
&= \frac{1}{q(\hat{\theta}_0)} \int L(\theta, \theta')p(\hat{\theta}_0|\theta')\pi(\theta')d\theta' + \frac{1}{q(\hat{\theta}_0)} \int C(\theta')p(\hat{\theta}_0|\theta')\pi(\theta')d\theta'.
\end{aligned}$$

The second component here is a constant with respect to θ . Given the assumptions on $M(\theta, \hat{\theta})$ and following the proof in Appendix 6, we have

$$\arg \min_{\theta} \sum_{k=0}^K w(\hat{\theta}_k, \hat{\theta}_0) M(\theta, \hat{\theta}_k) \xrightarrow{P} \arg \min_{\theta} \int L(\theta, \theta')p(\hat{\theta}_0|\theta')\pi(\theta')d\theta' = \Theta_0.$$

Here, we simply denote the target estimator $\Theta_0(\mathbf{x}_0; L)$ as Θ_0 . Let $M'_\theta(\theta, \hat{\theta}) = \frac{\partial M(\theta, \hat{\theta})}{\partial \theta}$, $M''_\theta(\theta, \hat{\theta}) = \frac{\partial^2 M(\theta, \hat{\theta})}{\partial \theta^2}$ and $\theta_K^* = \arg \min_{\theta} \sum_{k=0}^K w(\hat{\theta}_k, \hat{\theta}_0) M(\theta, \hat{\theta}_k)$. Then we have

$$\sum_{k=0}^K w(\hat{\theta}_k, \hat{\theta}_0) M'_\theta(\theta_K^*, \hat{\theta}_k) = 0.$$

Since θ_K^* converges to Θ_0 , it's reasonable to expand the equation at Θ_0 .

$$\sum_{k=0}^K w(\hat{\theta}_k, \hat{\theta}_0) M'_\theta(\Theta_0, \hat{\theta}_k) + (\theta_K^* - \Theta_0) \sum_{k=0}^K w(\hat{\theta}_k, \hat{\theta}_0) M''_\theta(\Theta_0, \hat{\theta}_k) + O_p((\theta_K^* - \Theta_0)^2) = 0.$$

Then

$$\theta_K^* - \Theta_0 = -\frac{\sum_{k=0}^K w(\hat{\theta}_k, \hat{\theta}_0) f'_\theta(\Theta_0, \hat{\theta}_k)}{\sum_{k=0}^K w(\hat{\theta}_k, \hat{\theta}_0) f''_\theta(\Theta_0, \hat{\theta}_k) + O_p(\theta_K^* - \Theta_0)}.$$

Given the numerator has a finite variance, by central limit theorem and Slutsky's theorem, it is immediate that

$$\sqrt{K}(\theta_K^* - \Theta_0) = O_p(1).$$

Proof of Theorem 8

Similar to the proof of Theorem 4, when $\sigma_\theta^2 \rightarrow 0$, we have

$$\begin{aligned} \Theta_0[\mathbf{x}_0; \ell_2] &= \mathbb{E}_\pi[\theta_0 \mid \hat{\theta}_0] \\ &= \frac{\int \theta_0 p(\hat{\theta}_0 \mid \theta_0) \pi(\theta_0) d\theta_0}{\int \theta_0 p(\hat{\theta}_0 \mid \theta_0) \pi(\theta_0) d\theta_0} \\ &= \frac{\hat{\theta}_0 \pi(\hat{\theta}_0) + \frac{1}{2} \sigma_\theta^2 (\hat{\theta}_0 \pi(\hat{\theta}_0))'' + o_p(\sigma_\theta^2)}{\pi(\hat{\theta}_0) + \frac{1}{2} \sigma_\theta^2 (\pi(\hat{\theta}_0))'' + o_p(\sigma_\theta^2)} \\ &= \hat{\theta}_0 + \frac{1}{2} \sigma_\theta^2 \left(\frac{(\hat{\theta}_0 \pi(\hat{\theta}_0))''}{\pi(\hat{\theta}_0)} - \frac{\hat{\theta}_0 (\pi(\hat{\theta}_0))''}{\pi(\hat{\theta}_0)} \right) + o_p(\sigma_\theta^2) \\ &= \hat{\theta}_0 + \sigma_\theta^2 \frac{\pi'(\hat{\theta}_0)}{\pi(\hat{\theta}_0)} + o_p(\sigma_\theta^2). \end{aligned}$$

Therefore, for any fixed θ_0

$$\begin{aligned} \mathbb{E}_{\theta_0}[\Theta_0[\mathbf{x}_0; \ell_2]] &= \int \left(\hat{\theta}_0 + \sigma_\theta^2 \frac{\pi'(\hat{\theta}_0)}{\pi(\hat{\theta}_0)} + o_p(\sigma_\theta^2) \right) p(\hat{\theta}_0 \mid \theta_0) d\hat{\theta}_0 \\ &= \theta_0 + \sigma_\theta^2 \frac{\pi'(\theta_0)}{\pi(\theta_0)} + \frac{1}{2} \sigma_\theta^2 \left(\theta_0 + \sigma_\theta^2 \frac{\pi'(\theta_0)}{\pi(\theta_0)} \right)'' + o_p(\sigma_\theta^2) \\ &= \theta_0 + \sigma_\theta^2 \frac{\pi'(\theta_0)}{\pi(\theta_0)} + o_p(\sigma_\theta^2), \end{aligned}$$

and similarly,

$$\mathbb{E}_{\theta_0}[\Theta_0[\mathbf{x}_0; \ell_2]^2] = \theta_0^2 + 2\sigma_\theta^2 \frac{\theta_0 \pi'(\theta_0)}{\pi(\theta_0)} + \sigma_\theta^2 + o_p(\sigma_\theta^2).$$

Hence, the bias is

$$B_0(\theta_0) = \mathbb{E}_{\theta_0}[\Theta_0[\mathbf{x}_0; \ell_2]] - \theta_0 = \sigma_\theta^2 \frac{\pi'(\theta_0)}{\pi(\theta_0)} + o_p(\sigma_\theta^2) \asymp \sigma_\theta^2,$$

and the variance is

$$V_0(\theta_0) = \mathbb{E}_{\theta_0}[\Theta_0[\mathbf{x}_0; \ell_2]^2] - \mathbb{E}_{\theta_0}[\Theta_0[\mathbf{x}_0; \ell_2]]^2 = \sigma_\theta^2 + o_p(\sigma_\theta^2) \asymp \sigma_\theta^2.$$

Proof of Theorem 9

The iGroup estimator is

$$\hat{\theta}_0^{(c)} = \frac{\frac{1}{K+1} \sum_{k=0}^K w(\hat{\theta}_k, \mathbf{z}_k; \hat{\theta}_0, \mathbf{z}_0) \hat{\theta}_k}{\frac{1}{K+1} \sum_{k=0}^K w(\hat{\theta}_k, \mathbf{z}_k; \hat{\theta}_0, \mathbf{z}_0)}.$$

When $K \rightarrow \infty$, the numerator converges to

$$\begin{aligned}
\frac{1}{K+1} \sum_{k=0}^K w(\hat{\theta}_k, \mathbf{z}_k; \hat{\theta}_0, \mathbf{z}_0) \hat{\theta}_k &\xrightarrow{P} \mathbb{E}[w(\hat{\theta}, \mathbf{z}; \hat{\theta}_0, \mathbf{z}_0) \hat{\theta}] \\
&= \iint \mathcal{K} \left(\frac{\|\mathbf{z} - \mathbf{z}_0\|}{b} \right) \frac{\int p(\hat{\theta}|\theta) p(\hat{\theta}_0|\theta) p(\theta|\mathbf{z}_0) d\theta}{p(\hat{\theta}|\mathbf{z}) p(\hat{\theta}_0|\mathbf{z}_0)} \hat{\theta} p(\hat{\theta}, \mathbf{z}) d\hat{\theta} d\mathbf{z} \\
&= \frac{1}{p(\hat{\theta}_0|\mathbf{z}_0)} \left(\iint p(\hat{\theta}|\theta) p(\hat{\theta}_0|\theta) p(\theta|\mathbf{z}_0) \hat{\theta} d\theta d\hat{\theta} \right) \left(\int \mathcal{K} \left(\frac{\|\mathbf{z} - \mathbf{z}_0\|}{b} \right) p(\mathbf{z}) d\mathbf{z} \right) \\
&\xrightarrow{P} \frac{p(\mathbf{z}_0)}{p(\hat{\theta}_0|\mathbf{z}_0)} \iint p(\hat{\theta}|\theta) p(\hat{\theta}_0|\theta) p(\theta|\mathbf{z}_0) g(\hat{\theta}) d\theta d\hat{\theta} \\
&= \frac{p(\mathbf{z}_0)}{p(\hat{\theta}_0|\mathbf{z}_0)} \int \left(\int p(\hat{\theta}|\theta) g(\hat{\theta}) d\hat{\theta} \right) p(\hat{\theta}_0|\theta) p(\theta|\mathbf{z}_0) d\theta \\
&= \frac{p(\mathbf{z}_0)}{p(\hat{\theta}_0|\mathbf{z}_0)} \int \theta p(\hat{\theta}_0|\theta) p(\theta|\mathbf{z}_0) d\theta \\
&= p(\mathbf{z}_0) \int \theta p(\theta|\hat{\theta}_0, \mathbf{z}_0) d\theta.
\end{aligned}$$

Similarly for the denominator, we have

$$\frac{1}{K+1} \sum_{k=0}^K w(\hat{\theta}_k, \mathbf{z}_k; \hat{\theta}_0, \mathbf{z}_0) \xrightarrow{P} \mathbb{E}[w(\hat{\theta}, \mathbf{z}; \hat{\theta}_0, \mathbf{z}_0)] \xrightarrow{P} p(\mathbf{z}_0).$$

Therefore, the ratio converges to the target estimator $\Theta_0(\mathbf{x}_0, \mathbf{z}_0; \ell_2) = \mathbb{E}_\pi[\theta_0|\hat{\theta}_0, \mathbf{z}_0]$. Moreover, by central limit theorem, given bandwidth b , the numerator has an error of order $1/\sqrt{K}$:

$$\frac{1}{K+1} \sum_{k=0}^K w(\hat{\theta}_k, \mathbf{z}_k; \hat{\theta}_0, \mathbf{z}_0) \hat{\theta}_k - \mathbb{E}[w(\hat{\theta}, \mathbf{z}; \hat{\theta}_0, \mathbf{z}_0) \hat{\theta}] = O_p \left(K^{-1/2} \right).$$

It brings a zero bias bias and a $O_p(1/K)$ variance. Now consider the kernel smoothing part, which yields a bias of order b^2 and a variance of order $1/(Kb^d)$. Therefore, the overall bias is of order b^2 and the overall variance is of order $O_p(K^{-1}) + O_p(1/(Kb^d)) = O_p(1/(Kb^d))$. Both the bias and variance is of the same order as in a d -dimensional kernel smoothing estimator. Hence, the optimal choice of the bandwidth is $\hat{b} \asymp K^{1/(d+4)}$, under which the optimal mean squared error is $O_p(K^{-4/d+4})$.

Proof of Theorem 10

When $K \rightarrow \infty$, the combined objective function is

$$\begin{aligned}
\frac{1}{K+1} \sum_{k=0}^K w(\hat{\theta}_k, \mathbf{z}_k; \hat{\theta}_0, \mathbf{z}_0) M(\theta, \hat{\theta}_k) &\xrightarrow{P} \iint \mathcal{K} \left(\frac{\|\mathbf{z} - \mathbf{z}_0\|}{b} \right) \frac{\int p(\hat{\theta}|\theta') p(\hat{\theta}_0|\theta') p(\theta'|\mathbf{z}_0) d\theta'}{p(\hat{\theta}|\mathbf{z}) p(\hat{\theta}_0|\mathbf{z}_0)} M(\theta, \hat{\theta}) p(\hat{\theta}, \mathbf{z}) d\hat{\theta} d\mathbf{z} \\
&= \frac{1}{p(\hat{\theta}_0|\mathbf{z}_0)} \left(\iint p(\hat{\theta}|\theta') p(\hat{\theta}_0|\theta') p(\theta'|\mathbf{z}_0) M(\theta, \hat{\theta}) d\theta' d\hat{\theta} \right) \left(\int \mathcal{K} \left(\frac{\|\mathbf{z} - \mathbf{z}_0\|}{b} \right) p(\mathbf{z}) d\mathbf{z} \right) \\
&\xrightarrow{P} \frac{p(\mathbf{z}_0)}{p(\hat{\theta}_0|\mathbf{z}_0)} \iint p(\hat{\theta}|\theta') p(\hat{\theta}_0|\theta') p(\theta'|\mathbf{z}_0) M(\theta, \hat{\theta}) d\theta' d\hat{\theta} \\
&= \frac{p(\mathbf{z}_0)}{p(\hat{\theta}_0|\mathbf{z}_0)} \int \left(\int p(\hat{\theta}|\theta') M(\theta, \hat{\theta}) d\hat{\theta} \right) p(\hat{\theta}_0|\theta') p(\theta'|\mathbf{z}_0) d\theta' \\
&= \frac{p(\mathbf{z}_0)}{p(\hat{\theta}_0|\mathbf{z}_0)} \int (L(\theta, \theta') + C(\theta')) p(\hat{\theta}_0|\theta') p(\theta'|\mathbf{z}_0) d\theta' \\
&= p(\mathbf{z}_0) \int L(\theta, \theta') p(\theta'|\hat{\theta}_0, \mathbf{z}_0) d\theta' + p(\mathbf{z}_0) \int C(\theta') p(\theta'|\hat{\theta}_0, \mathbf{z}_0) d\theta'.
\end{aligned}$$

The second term here is a constant with respect to θ . Given the convex and second-order differentiable condition of $M(\theta, \hat{\theta})$, following the proof in Appendix 6, the iGroup estimator converges to the target estimator $\Theta_0(\mathbf{x}_0, \mathbf{z}_0; L)$ in probability. Given the consistency, one can expand the term at Θ_0 as in Appendix 6 (proof of Theorem 7) except that the weight is replaced by the full weight $w(\hat{\theta}, \mathbf{z}; \hat{\theta}_0, \mathbf{z}_0)$. By following the same argument in Appendix 6, the numerator has an asymptotic mean squared error of order $K^{-4/(d+4)}$ when the bandwidth is chosen to be optimal $\hat{b} \asymp K^{-1/(d+4)}$. Provided the denominator converges in probability to its expectation by law of large number, we have $\tilde{\theta}_0^{(c)}$ has a mean squared error of order $K^{-4/(d+4)}$.

Proof of Theorem 11

For fixed σ_z^2 , the result follows immediately from the proof of Theorem 8 except that $\Theta_0[\hat{\theta}_0; \ell 2] = \int \theta_0 p(\hat{\theta}_0 | \theta_0) \pi(\theta_0) d\theta_0 / \int p(\hat{\theta}_0 | \theta_0) \pi(\theta_0) d\theta_0$ is replaced by $\Theta_0[\hat{\theta}_0, \mathbf{z}_0; \ell 2] = \int \theta_0 p(\hat{\theta}_0 | \theta_0) p(\mathbf{z}_0 | \theta_0) \pi(\theta_0) d\theta_0 / \int p(\hat{\theta}_0 | \theta_0) p(\mathbf{z}_0 | \theta_0) \pi(\theta_0) d\theta_0$. For fixed σ_θ^2 , the result follows from the same proof in Theorem 4.

Proof of Proposition 1

Consider the problem based on both information sets \mathcal{D}_x and \mathcal{D}_z and use the notation of the target estimator $\Theta_0 = \mathbb{E}_\pi[\theta_0 | \mathbf{x}_0, \mathbf{z}_0]$. Notice that

$$\delta_0(\mathcal{D}_x, \mathcal{D}_z) - \theta_0 = (\delta_0(\mathcal{D}_x, \mathcal{D}_z) - \Theta_0) + (\Theta_0 - \theta_0).$$

Given any fixed $(\mathbf{x}_0, \mathbf{z}_0)$, the first term $\delta_0(\mathcal{D}_x, \mathcal{D}_z) - \Theta_0$ depends on other individuals' observations $(\mathbf{x}_1, \dots, \mathbf{x}_K, \mathbf{z}_1, \dots, \mathbf{z}_K)$, while the second term $\Theta_0 - \theta_0$ depends on the true parameter θ_0 , which is treated as random. Therefore, these two terms are independent conditioned on $(\mathbf{x}_0, \mathbf{z}_0)$, and we have

$$\begin{aligned}
\mathbb{E}[(\delta_0(\mathcal{D}_x, \mathcal{D}_z) - \theta_0)^2 | \mathbf{x}_0, \mathbf{z}_0] &= \mathbb{E}[(\delta_0(\mathcal{D}_x, \mathcal{D}_z) - \Theta_0)^2 | \mathbf{x}_0, \mathbf{z}_0] + \mathbb{E}[(\Theta_0 - \theta_0)^2 | \mathbf{x}_0, \mathbf{z}_0] \\
&\quad + 2\mathbb{E}[\delta_0(\mathcal{D}_x, \mathcal{D}_z) - \Theta_0 | \mathbf{x}_0, \mathbf{z}_0] \mathbb{E}[\Theta_0 - \theta_0 | \mathbf{x}_0, \mathbf{z}_0].
\end{aligned}$$

The last term $\mathbb{E}[\Theta_0 - \theta_0 \mid \mathbf{x}_0, \mathbf{z}_0]$ is zero. By taking expectation over \mathbf{x}_0 and \mathbf{z}_0 , the decomposition is proved. Similar procedure for information set \mathcal{D}_x or \mathcal{D}_z .

Proof of Proposition 2

Consider the problem based on both information sets \mathcal{D}_x and \mathcal{D}_z . We expand the loss function at $\hat{\theta} = \Theta_0$ such that

$$L(\delta_0, \theta_0) = L(\Theta_0, \theta_0) + (\delta_0 - \Theta_0)L'(\Theta_0, \theta_0) + \frac{1}{2}(\delta_0 - \Theta_0)^2 L''(\Theta_0, \theta_0) + o((\delta_0 - \Theta_0)^2). \quad (20)$$

Notice that

$$\mathbb{E}_\pi[(\delta_0 - \Theta_0)L'(\Theta_0, \theta_0) \mid \mathbf{x}_0, \mathbf{z}_0] = \mathbb{E}_\pi[(\delta_0 - \Theta_0) \mid \mathbf{x}_0, \mathbf{z}_0]\mathbb{E}_\pi[L'(\Theta_0, \theta_0) \mid \mathbf{x}_0, \mathbf{z}_0] = 0.$$

The first equality is because for fixed \mathbf{x}_0 and \mathbf{z}_0 , $\delta_0 - \Theta_0$ depends on other individuals' observations and $L'(\Theta_0, \theta_0)$ depends on the value of θ_0 . The second equality is because Θ_0 is the minimizer of $\mathbb{E}_\pi[L(\Theta_0, \theta_0) \mid \mathbf{x}_0, \mathbf{z}_0]$. Hence, by taking expectation of Equation (20), we have the desired decomposition. Similar procedure for information set \mathcal{D}_x or \mathcal{D}_z .

Proof of Proposition 3

We first calculate the mean squared error of $\hat{\theta}_0^{(c)}$ conditioned on $(\hat{\theta}_0, \mathbf{z}_0)$. Notice that

$$\hat{\theta}_0^{(c)} - \theta_0 = (\hat{\theta}_0^{(c)} - \Theta_0) + (\Theta_0 - \theta_0).$$

Given any fixed $(\hat{\theta}_0, \mathbf{z}_0)$, the first term $\hat{\theta}_0^{(c)} - \Theta_0$ is a function of other individuals' observations $(\hat{\theta}_1, \dots, \hat{\theta}_K, \mathbf{z}_1, \dots, \mathbf{z}_K)$, while the second term $\Theta_0 - \theta_0$ is a function of the true parameter θ_0 , which is treated as random. Therefore, these two terms are independent conditioned on $(\hat{\theta}_0, \mathbf{z}_0)$, and we have

$$\mathbb{E}[(\hat{\theta}_0^{(c)} - \theta_0)^2 \mid \hat{\theta}_0, \mathbf{z}_0] = \mathbb{E}[(\hat{\theta}_0^{(c)} - \Theta_0)^2 \mid \hat{\theta}_0, \mathbf{z}_0] + \mathbb{E}[(\Theta_0 - \theta_0)^2 \mid \hat{\theta}_0, \mathbf{z}_0] + 2\mathbb{E}[\hat{\theta}_0^{(c)} - \Theta_0 \mid \hat{\theta}_0, \mathbf{z}_0]\mathbb{E}[\Theta_0 - \theta_0 \mid \hat{\theta}_0, \mathbf{z}_0].$$

Furthermore, since Θ_0 is a function of $\hat{\theta}_0$ and \mathbf{z}_0 , we have

$$\begin{aligned} \mathbb{E}[(\Theta_0 - \theta_0)^2 \mid \hat{\theta}_0, \mathbf{z}_0] &= \Theta_0^2 - 2\Theta_0\mathbb{E}[\theta_0 \mid \hat{\theta}_0, \mathbf{z}_0] + \mathbb{E}[\theta_0^2 \mid \hat{\theta}_0, \mathbf{z}_0] \\ &= (\Theta_0 - \mathbb{E}[\theta_0 \mid \hat{\theta}_0, \mathbf{z}_0])^2 + \mathbb{E}[\theta_0^2 \mid \hat{\theta}_0, \mathbf{z}_0] - \left(\mathbb{E}[\theta_0 \mid \hat{\theta}_0, \mathbf{z}_0]\right)^2 \\ &= (\Theta_0 - \mathbb{E}[\theta_0 \mid \hat{\theta}_0, \mathbf{z}_0])^2 + \mathbb{E}[(\mathbb{E}[\theta_0 \mid \hat{\theta}_0, \mathbf{z}_0] - \theta_0)^2 \mid \hat{\theta}_0, \mathbf{z}_0]. \end{aligned}$$

Hence, the conditional mean squared error of $\hat{\theta}_0^{(c)}$ becomes

$$\begin{aligned} \mathbb{E}[(\hat{\theta}_0^{(c)} - \theta_0)^2 \mid \hat{\theta}_0, \mathbf{z}_0] &= \mathbb{E}[(\hat{\theta}_0^{(c)} - \Theta_0)^2 \mid \hat{\theta}_0, \mathbf{z}_0] + (\Theta_0 - \mathbb{E}[\theta_0 \mid \hat{\theta}_0, \mathbf{z}_0])^2 + \mathbb{E}[(\mathbb{E}[\theta_0 \mid \hat{\theta}_0, \mathbf{z}_0] - \theta_0)^2 \mid \hat{\theta}_0, \mathbf{z}_0] \\ &\quad + 2\mathbb{E}[\hat{\theta}_0^{(c)} - \Theta_0 \mid \hat{\theta}_0, \mathbf{z}_0]\mathbb{E}[\Theta_0 - \theta_0 \mid \hat{\theta}_0, \mathbf{z}_0]. \end{aligned}$$

By taking the expectation for $\hat{\theta}_0$ and \mathbf{z}_0 on both sides, we have

$$\begin{aligned}\mathbb{E}[(\hat{\theta}_0^{(c)} - \theta_0)^2] &= \mathbb{E}[(\hat{\theta}_0^{(c)} - \Theta_0)^2] + \mathbb{E}(\Theta_0 - \mathbb{E}[\theta_0 | \hat{\theta}_0, \mathbf{z}_0])^2 + \mathbb{E}[(\mathbb{E}[\theta_0 | \hat{\theta}_0, \mathbf{z}_0] - \theta_0)^2] \\ &\quad + 2\mathbb{E}\left\{\mathbb{E}[\hat{\theta}_0^{(c)} - \Theta_0 | \hat{\theta}_0, \mathbf{z}_0]\mathbb{E}_{\hat{\theta}_0, \mathbf{z}_0}[\Theta_0 - \theta_0 | \hat{\theta}_0, \mathbf{z}_0]\right\} \\ &= R_{np}(\hat{\theta}_0^{(c)}) + R_{inf}(\hat{\theta}_0^{(c)}) + R_0 + 2\mathbb{E}\left\{\mathbb{E}[\hat{\theta}_0^{(c)} - \Theta_0 | \hat{\theta}_0, \mathbf{z}_0]\mathbb{E}[\Theta_0 - \theta_0 | \hat{\theta}_0, \mathbf{z}_0]\right\}.\end{aligned}\quad (21)$$

The only thing left is to show the last term is 0. When $\Theta_0 = \Theta_0(\mathbf{x}_0, \mathbf{z}_0; \ell_2) = \mathbb{E}_\pi[\theta_0 | \hat{\theta}_0, \mathbf{z}_0]$ as in Case 3 in Section 3.4, it is straightforward that

$$\mathbb{E}[\Theta_0 - \theta_0 | \hat{\theta}_0, \mathbf{z}_0] = \Theta_0 - \mathbb{E}_\pi[\theta_0 | \hat{\theta}_0, \mathbf{z}_0] = 0.$$

When $\Theta_0 = \Theta_0(\mathbf{x}_0; \ell_2) = \mathbb{E}_\pi[\theta_0 | \hat{\theta}_0]$ as in Case 2 in Section 3.3, neither $\hat{\theta}_0^{(c)}$ nor Θ_0 depends on \mathbf{z} , and we can prove it by taking expectation over \mathbf{z}_0 first as follows

$$\begin{aligned}\mathbb{E}\left\{\mathbb{E}[\hat{\theta}_0^{(c)} - \Theta_0 | \hat{\theta}_0, \mathbf{z}_0]\mathbb{E}[\Theta_0 - \theta_0 | \hat{\theta}_0, \mathbf{z}_0]\right\} &= \mathbb{E}\left\{\mathbb{E}[\hat{\theta}_0^{(c)} - \Theta_0 | \hat{\theta}_0]\mathbb{E}[\Theta_0 - \theta_0 | \hat{\theta}_0, \mathbf{z}_0]\right\} \\ &= \mathbb{E}\left\{\mathbb{E}[\hat{\theta}_0^{(c)} - \Theta_0 | \hat{\theta}_0]\mathbb{E}\left(\mathbb{E}[\Theta_0 - \theta_0 | \hat{\theta}_0, \mathbf{z}_0] | \hat{\theta}_0\right)\right\} \\ &= \mathbb{E}\left\{\mathbb{E}[\hat{\theta}_0^{(c)} - \Theta_0 | \hat{\theta}_0]\mathbb{E}\left(\Theta_0 - \mathbb{E}[\theta_0 | \hat{\theta}_0, \mathbf{z}_0] | \hat{\theta}_0\right)\right\} \\ &= \mathbb{E}\left\{\mathbb{E}[\hat{\theta}_0^{(c)} - \Theta_0 | \hat{\theta}_0]\left(\Theta_0 - \mathbb{E}_\pi[\theta_0 | \hat{\theta}_0]\right)\right\} \\ &= 0.\end{aligned}$$

Similarly, when $\Theta_0 = \Theta_0(\mathbf{z}_0; \ell_2) = \mathbb{E}_\pi[\theta_0 | \mathbf{z}_0]$ as in Case 1 in Section 3.2, it can be shown by taking expectation over $\hat{\theta}_0$ first. Therefore, for all cases we considered, the last term in (21) equals 0, and we have

$$R(\hat{\theta}_0^{(c)}) = R_{np}(\hat{\theta}_0^{(c)}) + R_{inf}(\hat{\theta}_0^{(c)}) + R_0.$$

Proof of Proposition 4

Since $\tilde{\theta}_0^{(c)} \rightarrow \Theta_0(\hat{\theta}_0, \mathbf{z}_0)$ for all $\hat{\theta}_0$ and \mathbf{z}_0 , the loss function can be expanded at Θ_0 as follows

$$L(\tilde{\theta}_0^{(c)}, \theta_0) = L(\Theta_0, \theta_0) + L'(\Theta_0, \theta_0)(\tilde{\theta}_0^{(c)} - \Theta_0) + \frac{1}{2}L''(\Theta_0, \theta_0)(\tilde{\theta}_0^{(c)} - \Theta_0)^2 + o_p((\tilde{\theta}_0^{(c)} - \Theta_0)^2).$$

By taking expectation on both sides, we have

$$\begin{aligned}\mathbb{E}[L(\tilde{\theta}_0^{(c)}, \theta_0)] &= \mathbb{E}[L(\Theta_0, \theta_0)] + \frac{1}{2}\mathbb{E}[L''(\Theta_0, \theta_0)(\tilde{\theta}_0^{(c)} - \Theta_0)^2] + o(\mathbb{E}[(\tilde{\theta}_0^{(c)} - \Theta_0)^2]) + \mathbb{E}[L'(\Theta_0, \theta_0)(\tilde{\theta}_0^{(c)} - \Theta_0)] \\ &= (\tilde{R}_0 + \tilde{R}_{inf}(\tilde{\theta}_0^{(c)})) + \tilde{R}_{np}(\tilde{\theta}_0^{(c)}) + o(\mathbb{E}[(\tilde{\theta}_0^{(c)} - \Theta_0)^2]) + \mathbb{E}[L'(\Theta_0, \theta_0)(\tilde{\theta}_0^{(c)} - \Theta_0)].\end{aligned}\quad (22)$$

It only needs to show the last term is 0. When in Case 3, $\Theta_0 = \Theta_0(\mathbf{x}_0, \mathbf{z}_0; L)$, and $L'(\Theta_0, \theta_0)$ and $(\tilde{\theta}_0^{(c)} - \Theta_0)$ are independent conditioned on $(\hat{\theta}_0, \mathbf{z}_0)$. Therefore,

$$\mathbb{E}[L'(\Theta_0, \theta_0)(\tilde{\theta}_0^{(c)} - \Theta_0) | \hat{\theta}_0, \mathbf{z}_0] = \mathbb{E}[L'(\Theta_0, \theta_0) | \hat{\theta}_0, \mathbf{z}_0]\mathbb{E}[\tilde{\theta}_0^{(c)} - \Theta_0 | \hat{\theta}_0, \mathbf{z}_0].$$

The first term $\mathbb{E}[L'(\Theta_0, \theta_0) | \hat{\theta}_0, \mathbf{z}_0]$ equals 0 because $\Theta_0 = \arg \min_\theta \mathbb{E}_\pi[L(\theta, \theta_0) | \hat{\theta}_0, \mathbf{z}_0]$. Similarly, in Case 1 and Case 2, the conditional expectations of $L'(\Theta_0, \theta_0)$ conditioned on \mathbf{z}_0 and $\hat{\theta}_0$ respectively are 0. Hence, the last term in (22) is always 0.

Proof of Proposition 5

Noticing that $\hat{\theta}_{(-k)}^{(c)} - \theta_k$ and $\hat{\theta}_k^{(c)} - \theta_k$ are independent with each other, we have

$$\begin{aligned} \mathbb{E}(\hat{\theta}_{(-k)}^{(c)} - \hat{\theta}_k)^2 &= \mathbb{E}(\hat{\theta}_{(-k)}^{(c)} - \theta_k)^2 + \mathbb{E}(\hat{\theta}_k - \theta_k)^2 + 0 \\ &= \mathbb{E} \left(\hat{\theta}_k^{(c)} - \theta_k + \frac{w(k; k)}{\sum_{l \neq k} w(l; k)} (\hat{\theta}_k^{(c)} - \hat{\theta}_k) \right)^2 + \mathbb{E}(\hat{\theta}_k - \theta_k)^2 \\ &= \mathbb{E} \left(\hat{\theta}_k^{(c)} - \theta_k \right)^2 + \mathbb{E}(\hat{\theta}_k - \theta_k)^2 + O \left(\frac{1}{K} \right). \end{aligned}$$

Therefore, the expectation of cross validation error is

$$\begin{aligned} \mathbb{E}(CV_{\Omega_0}(b)) &= \frac{1}{|\Omega_0|} \sum_{k \in \Omega_0} \mathbb{E}(\hat{\theta}_{(-k)}^{(c)} - \hat{\theta}_k)^2 \\ &= \frac{1}{|\Omega_0|} \sum_{k \in \Omega_0} \left[\mathbb{E} \left(\hat{\theta}_k^{(c)} - \theta_k \right)^2 + \mathbb{E}(\hat{\theta}_k - \theta_k)^2 + O \left(\frac{1}{K} \right) \right] \\ &= R_K(b) + \mathbb{E}_{\Omega_0}(\hat{\theta} - \theta)^2 + O \left(\frac{1}{K} \right), \end{aligned}$$

where the second term is averaging over all individuals in Ω_0 and hence a constant term with respect to bandwidth.