

Analysis of assumptions in BIG Bell Test experiments

Stanisław Sołtan¹, Dawid Dopierala¹, and Adam Bednorz^{1*}

Recently, a group of experiments tested local realism with random choices prepared by humans. These various tests were subject to additional assumptions, which lead to loopholes in the interpretations of almost all of the experiments. Among these assumptions are fair sampling, no signaling, and faithful reproduction of a Bell-type quantum model. We examined the data from 9 of 13 experiments and analyzed occurring anomalies in view of the above assumptions. We conclude that further tests of local realism need better setup calibration to avoid apparent signaling or necessity of the complicated underlying quantum model.

1 Introduction

Rejection of local realism models is a theoretical and experimental challenge. The original argument for local realism by Einstein, Podolsky and Rosen [1], has later been turned into a form of testable inequalities governing measurement outcomes in such models by Bell and others [2–4]. The test assumes that two (or more) observers are separated and choose what to measure. Due to separation, a principle of special relativity applies that no information can be communicated outside the forward light cone. This is no-signaling and it cannot be deduced from the quantum field theory alone [5, 6]. No-signaling is natural in large setups with relativistic scales. A weaker definition of no-signaling fitting also the non-relativistic setups would be the absence of any interactions between parties that could transfer information before the measurement is completed. The opposite, signaling, would mean that such transfer somehow occurred.

Local realism means the existence of a joint (positive) probability for all choices to have specific outcomes, under the assumption of locality and predetermination or local causality and free choice [7]. Here locality implies that the outcome can depend only on the local choice (i.e. the choice and the measurement are made by the same party). Locality implies no-signaling but not vice versa. Correlations satisfy certain inequalities if local realism

is assumed. Their violation indicates a violation of local realism or conflict with no-signaling assumption. Bell test is stronger than steering where one assumes quantum representation of observables at one of parties [24–26].

The tests of local realism were realized in the past usually with photons [8–13]. However, no specific system is required, it only has to fit the simple quantum few-state approximation, which resulted in setups across nearly all branches of physics [14–17], see the review [18]. Unfortunately, among various problems, the most significant appeared lack of sufficient distance (locality loophole), imperfect detection (detection loophole, e.g. a fraction of particles are lost) [19–21] and predetermined (often fixed) choices (random or free choice hypothesis). Loopholes allow for a local realistic model [22, 23].

In the recent Bell tests performed in Delft [28], NIST [29], Vienna [30] and Munich [31], claimed as loophole-free, violation of local realism is claimed with high confidence level (assuming local realism, the probability of the data is 4% in [28], $\sim 10^{-7}$ in [29], $\sim 10^{-31}$ in [30] and $\sim 10^{-9}$ in [31]). However, all these experiments show also some moderate anomalies, that need either signaling or a complicated underlying quantum model to explain [32]. Moreover, the choice in these experiments was randomly generated by a machine, which cannot exclude some conspiracy models, where the choice is controlled by the other party. To rule out this possibility, one should use human-generated choices. In principle, to prevent locality loophole, the choices should be quicker than the time of communication between observers, which would need Moon-Earth distance [33]. A weaker challenge has been undertaken in the BIG Bell test (BBT) [34], where the human choices were collected all over the Earth, with a too long timescale to close this locality loophole in the strict sense. Nevertheless, trusting that the remote observers have no access to the other party's choices, BBT can indeed test local realism. In the test, the stream of bits (either 0 or 1) was generated by Bellsters (self-selected people) and used to control choices of separate parties, which

* E-mail: abednorz@fuw.edu.pl

¹ Faculty of Physics, University of Warsaw, ul. Pasteura 5, PL02-093 Warsaw, Poland

performed a test of local realism. In 13 various tests, local realism has been violated, but usually with additional assumptions. They have often assumed ideal quantum Bell states and measurement angles. The goal of the hereby analysis is to examine the data for these assumptions. We requested the data from all 13 experiments and obtained them from 9. Below we present the analysis of each of these 9 experiments, discussing anomalies given the type of experiment and known technical features. Experiment 3 has been analyzed separately [35] but without any discussion of signaling and deviations from the underlying quantum model. The findings are later summarized in the discussion, with improvement recommendations for future tests of local realism.

2 Methodology and main tested hypotheses

Local realism means existence of the joint positive probability $\tilde{p}(A_0, A_1, B_0, B_1)$ for A_a being the outcome measured by the observer A who chose a (e.g. the measurement basis). The locality excludes dependence on the remote choice, i.e. hidden random variables A_{ab} are not allowed. It generalizes to three or more observers by adding C_c etc. to the set of random variables. In an experimental test, one has to assume absence of communication, i.e. information about the setting choice of the party A cannot reach the party B (and C, D . etc. in the multipartite case) before completion of its measurement. This assumption cannot be verified, only falsified. The measurable probability is a marginal of \tilde{p} for two or three parties, i.e.

$$\begin{aligned}\tilde{p}(AB|XY) &= \sum_{A_{\bar{X}}, B_{\bar{Y}}} \\ \tilde{p}(A = A_X, B = B_Y, A_{\bar{X}}, B_{\bar{Y}}), & \quad (1) \\ \tilde{p}(ABC|XYZ) &= \sum_{A_{\bar{X}}, B_{\bar{Y}}, C_{\bar{Z}}} \\ \tilde{p}(A = A_X, B = B_Y, C = C_Z, A_{\bar{X}}, B_{\bar{Y}}, C_{\bar{Z}}), & \end{aligned}$$

where $X, Y, Z = 0, 1$ are the chosen settings while $\bar{X} = 1 - X$, etc., denote complementary (not measurable on the same state). Within the received data, we test the statistical independence of measurements by one observer from the choice of measurement basis by the other, i.e. no-signaling, being the null hypothesis, i.e.

$$\tilde{p}(*B|0Y) = \tilde{p}(*B|1Y), \quad \tilde{p}(A*|X0) = \tilde{p}(A*|X1) \quad (2)$$

where $*$ means ignoring (summing over) that outcome. In an ideal test, we could simply check the above inequality, as done e.g. in [32]. Unfortunately, BBT experiments drop

some events, and the probability to get outcome 0 or 1 is of finite efficiency η not equal 100%. It can depend on various factors, but the most important is setting dependence. We test the assumption that the measured probability p is related to \tilde{p} by an efficiency dependent only locally on the setting, i.e.

$$p(AB|XY) = \tilde{p}(AB|XY)\eta_a(X)\eta_b(Y) \quad (3)$$

with efficiencies $\eta < 1$. Note that additional possible efficiency dependent locally on the outcome is already included and does not alter the no-signaling hypothesis. However, a combined dependence of $\eta(A, X)$ is beyond the scope of this analysis as it gives too many free parameters. The only exception is when testing a particular quantum model, which we do for experiments 4 and 12.

We could first determine η from the data and then test (3) but this is unnecessarily complicated. Instead, we keep parameters η as unknown but constant so the no-signaling hypothesis becomes an independence hypothesis. Then we can employ the standard Pearson's χ^2 test [36], with the independence being our null hypothesis. Let O_{ab} be the number of measurements for which the two observers have each assigned one parameter a and b respectively, with two options ($a, b = 0, 1$). These parameters could be the outcome of one observer and the experimental setup of the other. The numbers for each of these measurements considered separately are $O_b = \sum_a O_{ab}$ and $O_a = \sum_b O_{ab}$, $N = \sum_{ab} O_{ab} = \sum_a O_a = \sum_b O_b$ is the total count of the registered outcomes. If the probability of the measurement is statistically independent with respect to a and b then O_{ab} is expected to be equal to $E_{ab} = Np_a p_b$ with $p_a = O_a/N$ and $p_b = O_b/N$ being the probabilities of specific events, which is the statement of the null hypothesis. The $\chi^2 = \sum_{ab} (O_{ab} - E_{ab})^2 / E_{ab}$ value is expected to be close to 0 in order for the null hypothesis (the independence) to hold. More specifically, for χ^2 from a given experiment one could obtain the probability (p -value) as the upper tail region of χ^2 distribution for one degree of freedom above a specific value χ_0^2 . For large N , it is equal $\text{erfc}(\chi_0/\sqrt{2})$ by central limit theorem, and $p \sim \exp(-\chi_0^2/2)$ for large χ , see Fig. 2.0.1 for the general behavior. In the case of no-signaling, we test independence of $p(A|XY) = p(A)\eta(X)\eta(Y)$ for a given X and 2×2 table of A and Y , and similarly for B . The obtained p -value has to be increased by Bonferroni correction, a.k.a. look-elsewhere-effect [37, 38], i.e. multiplied by the number of possible tests (4 in the two-party case).

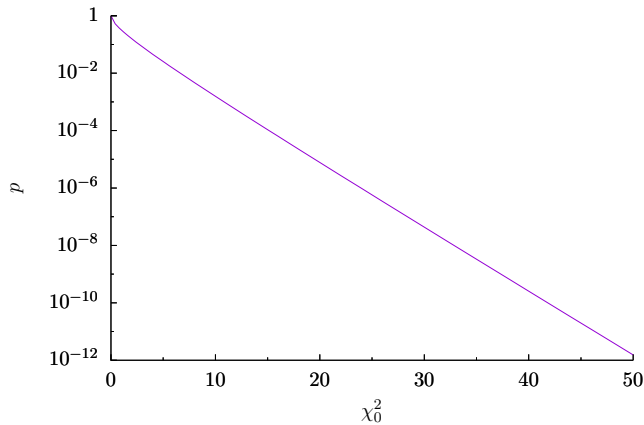


Figure 2.0.1 The logarithmic dependence of the p -value from χ_0^2 .

3 BBT experiments

The BBT is a group of 13 experiments. We asked for the data of all of them and received them from 9, i.e. 1,2,4,5,6,9,10,12,13. Below, we present the analysis of each of these 9 experiments, with a short description of the setup and aim, and then an explanation of the analyzed assumptions and found anomalies, according to the above methodology.

All of the experiments discussed here used photons and most of them suffer from loopholes [39]. Most of the experimenters applied fair sampling in their analysis, i.e. the instances in which all relevant photons that were measured are considered representative for all the instances produced, and the instances in which a photon was lost are discarded. The distances are too small to prevent all subluminal influence. Only experiment 13 is free from these loopholes.

3.1 1: R.B. Patel et al. Quantum steering using human randomness

The experiment tested steering on Bell state $|\psi\rangle = (|+-\rangle - |-+\rangle)/\sqrt{2}$, measuring photons with random pairs of settings, which are the same for both measuring parties. Essentially the measured quantity was $\hat{A}_k = \mathbf{n}_k \cdot \hat{\sigma}$, with Pauli matrices $\hat{\sigma}_1 = |+\rangle\langle-| + |-\rangle\langle+|$, $\hat{\sigma}_2 = i|-\rangle\langle+| - i|+\rangle\langle-|$, $\hat{\sigma}_3 = |+\rangle\langle+| - |-\rangle\langle-|$. The 16 unit ($|\mathbf{n}| = 1$) directions \mathbf{n}_k are located at vertices and centers of sides of a dodecahedron (or centers of sides of a regular soccer ball) with

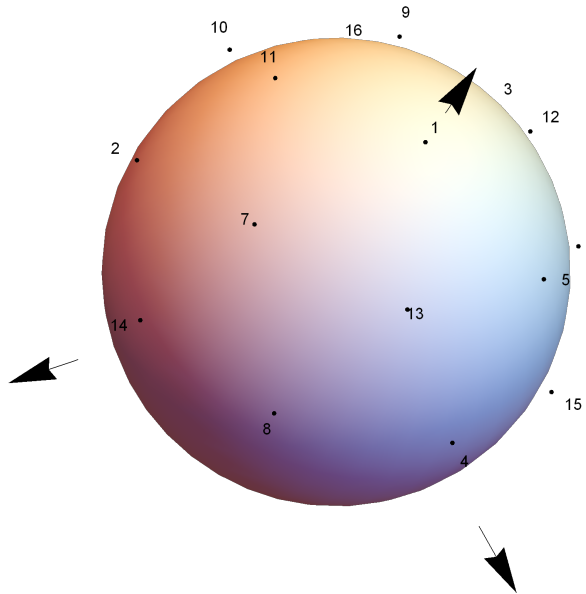


Figure 3.1.1 The directions of the measured operators on the Bloch sphere

$\mathbf{n}_1 = (0, 0, 1)$ being one of the dodecahedron's vertices (see Figure 3.1.1). The settings are controlled by a half-wave-plate and quarter-wave-plate. In general Bell correlations read

$$\langle \hat{A}_k \hat{B}_j \rangle = -\mathbf{n}_k \cdot \mathbf{n}_j = -\cos \phi_{kj} \quad (4)$$

where ϕ_{kj} is the angle between directions \mathbf{n}_k and \mathbf{n}_j . Here, ideally the correlations should be $\langle \hat{A}_k \hat{B}_k \rangle = -1$ with $A_k, B_k = \pm 1$. Instead of fair sampling, applied usually to the fraction of coincidences in the set of all events (including $A_k, B_k = 0$), this experiment has oversampling, i.e. for a given setting, a large group of states is measured *until* the coincidence is registered. Since the settings are the same, we could not check signaling i.e. dependence of one party's measured probability on the choice of the other. The only analysis we could do is the occurrence of a particular setting.

In Table 3.1.1, it is clear the choices 6 and 11 occur much often. According to authors [40] it can be attributed to anticorrelations from Bellsters. The bits provided by humans are usually not fully random, and this increased occurrence may be the result of combinations like 0101 and 1010 (binary representations of 5 and 10 respectively). However, this should not cause any new loopholes.

setting	occurrence	setting	occurrence
1	1549	9	922
2	1478	10	1529
3	1744	11	3575
4	716	12	900
5	1448	13	834
6	3947	14	1274
7	988	15	1239
8	736	16	1238
		all	24117

Table 3.1.1 Numbers of occurrences of particular settings

	000	001	010	011	100	101	110	111
000	6	23	114	16	36	240	47	5
001	7	14	111	21	46	245	48	6
010	5	25	118	21	42	187	31	8
011	21	9	15	131	229	39	5	25
100	9	18	120	13	38	226	52	2
101	5	31	123	30	40	219	30	7
110	57	224	47	8	5	18	97	31
111	233	23	6	44	20	2	11	110

Table 3.2.1 Statistics of coincidences (columns ABC) at given choices (rows XYZ) of experiment 2

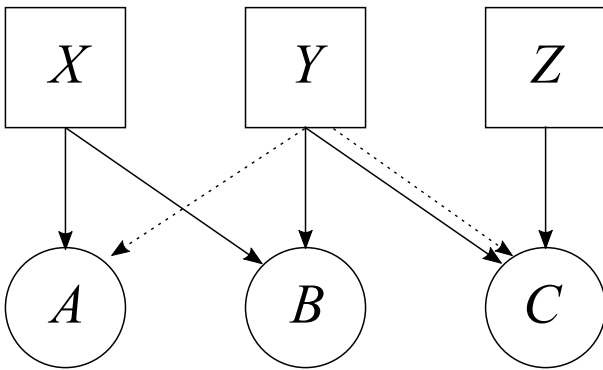


Figure 3.2.1 Allowed causal order in experiment 2 (solid) and the apparent signalling (dashed).

3.2 2: M. Ringbauer and A. White, Quantum Correlations in Time

The experiment tested local realism translated into time correlations. Essentially, the setup consists of three observers A, B, C , each measuring 0 or 1 at respective choice X, Y, Z (in fact A measurement means a preparation of the state), made by an appropriate setting of halfwaveplates (HWP) and quarterwaveplates (QWP). The sequence of measurement allows the causal order depicted in Fig. 3.2.1 and the violation of the classical correlation assumes this order. Due to finite detection efficiency, fair sampling is assumed.

We checked if the causal order is satisfied in sense of no-signaling, i.e. if the probability cannot depend on the choice not linked causally, see Figure 3.2.1. Let us denote the probability $p(ABC|XYZ)$ of measuring A, B

and C for the choices X, Y, Z . Because of postselection of coincidences, we assumed also detection efficiency to depend only on the local choice but not on the outcome. It means in particular that

$$p(ABC|XYZ) = \tilde{p}(ABC|XYZ)\eta_a(X)\eta_b(Y)\eta_c(Z) \tag{5}$$

with efficiencies $\eta < 1$. Then no-signaling implies $\tilde{p}(**C|0YZ) = \tilde{p}(**C|1YZ)$, $\tilde{p}(*B*|XY0) = \tilde{p}(*B*|XY1)$, $\tilde{p}(A**|XYZ) = \tilde{p}(A**|X**)$, $\tilde{p}(AB*|XY0) = \tilde{p}(AB*|XY1)$. Here $*$ means ignoring/ discarding outcome or every choice. The summed count for each combination of choices and outcomes is shown in Table 3.2.1.

No-signaling means that $N(A**|XYZ)$ is independent of YZ . However, the differences (see Table 3.2.5) are so large (e.g. $\chi^2 \sim 121$ for $XZ = 10$ while comparing each Y and A) that without question they must originate from a systematic effect. According to the experiment authors [41], this apparent signaling is due to the special Bob's measurements which suppresses the rate of the measurement of $A = 0$ except the case $X = Y = 1$ when $A = 1$ is suppressed. The apparent signaling $Y \rightarrow C$ is visible in $N(**C|1Y1)$ with $\chi^2 \sim 34$ ($p \sim 10^{-7}$). It is allowed by the causality flow. However, this also may be a systematic effect revealed in $YZ = 11$ in two last rows of Tables 3.2.2. The other no-signaling tests are passed within the acceptable certainty level, but also the statistics is relatively small.

The dependence of the coincidences on the setting is unquestionable. The possible reason is angle-dependent deflection at HWP or QWP which changes the cross section between the photon wavepacket and the fiber. It could be also back-signaling due to small distances compared to time photons need to pass their routes, but we

	00*	01*	10*	11*
000	29	130	276	52
001	21	132	291	54
010	30	139	229	39
011	30	146	268	30
100	27	133	264	54
101	36	153	259	37
110	281	55	23	128
111	256	50	22	121

	0*0	0*1	1*0	1*1
000	120	39	83	245
001	118	35	94	251
010	123	46	73	195
011	36	140	234	64
100	129	31	90	228
101	128	61	70	226
110	104	232	102	49
111	239	67	31	112

	*00	*01	*10	*11
000	42	263	161	21
001	53	259	159	27
010	47	212	149	29
011	250	48	20	156
100	47	244	172	15
101	45	250	153	37
110	62	242	144	39
111	253	25	17	154

Table 3.2.2 Counts of Table 3.2.1 with one of outcomes ignored (marked by *)

cannot check it here. Nevertheless, the effect is so large that it should be possible to run a diagnostic test to confirm the cause in the future.

3.3 4: B. Liu et al., Violation of a Bell Inequality using Entangled Photons and Human Random Numbers

The experiment tested standard CHSH inequality on the Bell state $|\psi\rangle = (|HV\rangle - |VH\rangle)/\sqrt{2}$. Two experiments, one

	0**	1**		*0*	*1*
000	159	328	000	305	182
001	153	345	001	312	186
010	169	268	010	259	178
011	176	298	011	298	176
100	160	318	100	291	187
101	189	296	101	295	190
110	336	151	110	304	183
111	306	143	111	278	171

	**0	**1	total
000	203	284	487
001	212	286	498
010	196	241	437
011	270	204	474
100	219	259	478
101	198	287	485
110	206	281	487
111	270	179	449

Table 3.2.3 Counts of Table 3.2.1 with two outcomes ignored (marked by *) and total numbers of coincidences

	00	01	10	11
X and A	0.07	7.3	85.4	88.9
X and B	0.3	0.3	0.9	0.08
Y and B	1.09	0.004	0.2	0.1
Y and C	0.9	20.1	1.2	34.7
Z and C	0.07	13.3	2.4	29.7

Table 3.2.4 χ^2 values calculated for causally linked choices and outcomes. It is expected to fail here. Each test is performed for other choices fixed; their values are given in the upper row in alphabetic order (XY, YZ or XZ).

with human-generated random numbers (HRN1) and quantum random numbers (QRN1), the second with real-time human random numbers (HRN2) and the database of humans random numbers (DB2), constitute 4 data sets to analyze. The random choices $X = 0, 1, Y = 0, 1$ define bases of the respective photon measurements of $A = 0, 1$ and $B = 0, 1$, i.e. In particular, $XA = 00, 01, 10, 11$ corre-

	00	01	10	11
X and C	1.6	0.3	0.6	0.9
Y and A	3.6	4.4	121.8	79.7
Z and A	0.4	0.2	3.1	0.07
Z and B	5.2×10^{-5}	1.2	0.0002	0.02

Table 3.2.5 χ^2 values calculated for causally independent choices and outcomes. Each test is performed for other choices fixed; their values are given in the upper row in alphabetic order (XY, YZ or XZ).

QRN1	00	01	10	11
00	6260	26698	26678	4827
01	34992	5743	5696	28284
10	38340	7610	6774	30524
11	33318	6494	6505	25722

Table 3.3.1 Full coincidences counts in the QRN1 test for choices XY (rows) and outcomes AB (columns)

QRN1	00	10
10	38340	6774
11	33318	6505

Table 3.3.2 Coincidences counts in the QRN1 test for choices XY (rows) and outcomes AB (columns), for the combined test of ideal angles and input state and local-dependent detection efficiency

spond to polarization angles 0° , 90° , 45° , 135° respectively, while $YB = 00, 01, 10, 11$ to -22.5° , -112.5° , -67.5° , $22.5^\circ = -157.5^\circ$. These angles translate to spin correlations (4) as $\mathbf{n} = (\cos 2\phi, \sin 2\phi, 0)$ so the angles in (4) are twice the photon polarization angle. The test assumes no signaling between parties XA and YB but the statistics are postselected on coincidences so we checked it combined with the assumption of detection efficiency depending only on the local choice

In the data, the total counts (Table 3.3.5, first column) depends on the settings. If (3) holds then $N(00)N(11) = N(01)N(10)$ while here e.g. $26933 * 50011 < 53764 * 29470$ beyond statistical error (Pearson's χ^2 independence tests

HRN1	0*	1*	χ^2
00	13775	13158	63.6
01	29096	24668	
10	16316	13154	
11	27466	22545	
QRN1	0*	1*	χ^2
00	32958	31505	159.9
01	40735	33980	
10	45950	37298	
11	39812	32227	
HRN2	0*	1*	χ^2
00	8409	7890	19.7
01	16650	14333	
10	10333	8384	
11	16069	12956	
DB2	0*	1*	χ^2
00	36403	34316	108.5
01	53112	45172	
10	42026	33546	
11	51384	41504	

Table 3.3.3 Counts XY (rows) for $A = 0, 1$ (columns) with Bob's outcome ignored (marked by *) together with Pearson's test of independence of A and Y with given X for each run of experiment 4.

give $\chi^2 > 240$ so the p -value is $< 10^{-50}$). Nevertheless, even correcting for the setting-dependent efficiency, the Alice's statistics in Table 3.3.3 depends on the Bob's choice, (e.g. $N(0 * |01) = 29096$ is more than twice $N(0 * |00) = 13775$). The Bob's statistics differences (Table 3.3.4) are smaller, e.g. for HRN1 $N(*0|00) = 13737$ and $N(*0|10) = 15981$ give the difference 2244 at the variance $\sqrt{29718}$ (over 13 times). At the same time $N(*1|00) = 13196$ and $N(*1|10) = 13489$ have a difference only 293 (alternatively, $\chi^2 \sim 58.6$ and $p \sim 10^{-13}$). Note even larger χ^2 for QRN1 and DB2. Trying to compensate the first difference by scaling the efficiencies will increase the second one. The large deviations are only slightly decreased by look-elsewhere-effect a.k.a. Bonferroni corrections [37, 38], i.e. the p -value is increased 4 times (the number of testable combinations).

We see a violation of no-signaling if detection efficiency is only local-choice dependent. Vice-versa, assum-

HRN1	*0	*1	χ^2
00	13737	13196	58.6
10	15981	13489	
01	29108	24656	
11	27724	22287	
QRN1	*0	*1	χ^2
00	32938	31525	139.7
10	45114	38134	
01	40668	34027	
11	39823	32216	
HRN2	*0	*1	χ^2
00	8290	8009	34.3
10	10106	8611	
01	16638	14345	
11	16091	12934	
DB2	*0	*1	χ^2
00	36028	34691	168.9
10	41066	34506	
01	53108	45176	
11	51528	41360	

Table 3.3.4 Counts XY (rows) for $B = 0, 1$ (columns) with Alice's outcome ignored (marked by *) together with Pearson's test of independence of B and X with given Y for each run of experiment 4

total	HRN1	QRN1	HRN2	DB2
00	26933	64463	16299	70719
01	53764	74695	30983	98284
10	29470	83248	18717	75572
11	50011	72039	29025	92888
χ^2	240.62	1561.17	228.64	312.43

Table 3.3.5 Total counts XY (rows) for each run of experiment 4 together with Pearson's test of independence of X and Y .

ing no-signaling the detection rate must depend on the remote choice. Since only coincidences have been reported, the analysis of signaling could be repeated with the full data, including also single counts. Nevertheless, dropping

fair sampling leads also to a reinterpretation of Bell violations, which may disappear in agreement with classical realism based on no-signaling condition.

The authors claim [42] that a similar apparent violation of the no-signaling assumption has already been observed in previous work by the same group [43], also based on coincidence counts between Alice and Bob. Using single count rates (i.e. not post-selecting on a coincident outcome at the distant location) shows an agreement with no-signaling in that test. As described in the Supplemental Material of that publication, the authors show that the effect results from the known efficiency differences of the detectors for outcomes 0 and 1 and they verified it with the help of a detailed quantum mechanical model for the experimental results. After correcting the data for the different detection efficiencies, the conditions for no-signaling were fulfilled for the coincidence counts as well. The same polarization analyzer modules, in particular the same single photon detectors, as in [43] have been used for the experiment conducted in the course of the BBT collaboration and discussed in the present paper.

We have checked if the inclusion of different outcome-dependent efficiency can explain one of tests (Table 3.3.1), assuming the standard CHSH test [3] conditions (ideal angles and input state), i.e. $\tilde{p}(00|01) = \tilde{p}(00|10)$, $\tilde{p}(00|10) = \tilde{p}(00|11)$, $\tilde{p}(10|10) = \tilde{p}(10|11)$. If $p(AB|XY) = \tilde{p}(AB|XY)\eta_a(A)\eta_b(B)$ then $N(00|01) = N(00|10)$. Even in the case of detection efficiency depending on both the choice and outcome, e.g.

$$p(AB|XY) = \tilde{p}(AB|XY)\eta_a(X, A)\eta_b(Y, B), \quad (6)$$

a subtable 3.3.2 should show independence in the sense of χ^2 test while here $\chi^2 \sim 28$ ($p \sim 10^{-6}$), beyond statistical error. It may indicate a drift of general constant non-ideal alignment of measurement angles.

3.4 5: L. Santodonato et al., Experimental bilocality violation with human randomness

The experiment tested local realism with two sources of entangled photons, one sending to A and B , the other to B and C . Essentially, the setup consists of three observers A, B, C , each measuring 0 or 1 at respective choice X, Y, Z . No signaling between each party is assumed. Due to finite detection efficiency, fair sampling is assumed.

We checked if the causal order is satisfied in a sense of no-signaling, i.e. if the probability can depend on the choice not linked causally, assuming local-choice-dependent efficiencies in the sense of (5). Then the test of (apparent) signaling is the same as in subsection 3.2.

	000	001	010	011
000	586	376	353	628
001	716	357	436	748
010	1557	794	846	1675
011	302	516	724	233
100	741	548	551	844
101	1395	939	1060	1375
110	332	743	726	284
111	763	172	208	513
	100	101	110	111
000	535	1310	1220	569
001	676	1434	1476	611
010	1530	3225	3018	1458
011	1344	399	425	1077
100	704	1485	1482	659
101	1187	2565	2586	1065
110	893	403	416	1010
111	290	741	892	263

Table 3.4.1 Statistics of coincidences (columns *ABC*) at given choices (rows *XYZ*) of experiment 5

The summed count for each combination of choices and outcomes is shown in Table 3.4.1.

In the data, in the last of Tables 3.4.3 that total counts still depend on the choices but not independently i.e. the assumption (5) implies $N(010)N(101) = N(000)N(111)$ while $14103 * 12172 \neq 5577 * 3842$ beyond statistical error. Therefore it may indicate the fail of the assumption (5), not no-signaling. In view of combined choice-dependent efficiency we cannot directly check no-signaling (which apparently would be immediately violated) but rather no-signaling combined with independent efficiency. So we test independence, e.g. if $p(*00|010)p(*01|110) = p(*01|010)p(*00|110)$ by Pearson's χ^2 test. Here in Table 3.4.2 column 1 and 2, rows 3 and 7, $\chi^2 \approx 48$ giving p -value of the order 10^{-11} . It is only slightly decreased by look-elsewhere-effect, i.e. the p -value is increased about 100 times (the number of testable combinations). Another example is $p(0**|100)p(1**|111) = p(1**|100)p(0**|111)$ giving (Table3.4.5) $\chi^2 \approx 24$ or p -values of the order 10^{-5} . Nevertheless most combination give much smaller χ^2 , often with $p \sim 1$.

The large deviations indicate that it can be either no-signaling or local choice dependent efficiency assumption

	00*	01*	10*	11*
000	962	981	1845	1789
001	1073	1184	2110	2087
010	2351	2521	4755	4476
011	818	957	1743	1502
100	1289	1395	2189	2141
101	2334	2435	3752	3651
110	1075	1010	1296	1426
111	935	721	1031	1155
	0*0	0*1	1*0	1*1
000	939	1004	1755	1879
001	1152	1105	2152	2045
010	2403	2469	4548	4683
011	1026	749	1769	1476
100	1292	1392	2186	2144
101	2455	2314	3773	3630
110	1058	1027	1309	1413
111	971	685	1182	1004
	*00	*01	*10	*11
000	1121	1686	1573	1197
001	1392	1791	1912	1359
010	3087	4019	3864	3133
011	1646	915	1149	1310
100	1445	2033	2033	1503
101	2582	3504	3646	2440
110	1225	1146	1142	1294
111	1053	913	1100	776

Table 3.4.2 Counts of Table 3.4.1 with one of outcomes ignored (marked by *)

to fail. Since only coincidences have been reported, the analysis of signaling could be repeated with the full data, including also single counts. According to authors [44] the apparent violation may be caused by the long runtime of the experiment when the efficiencies undergo systematic time-dependent bias.

	0**	1**		*0*	*1*
000	1943	3634	000	2807	2770
001	2257	4197	001	3183	3271
010	4872	9231	010	7106	6997
011	1775	3245	011	2561	2459
100	2684	4330	100	3478	3536
101	4769	7403	101	6086	6086
110	2085	2722	110	2371	2436
111	1656	2186	111	1966	1876
	**0	**1	total		
000	2694	2883	5577		
001	3304	3150	6454		
010	6951	7152	14103		
011	2795	2225	5020		
100	3478	3536	7014		
101	6228	5944	12172		
110	2367	2440	4807		
111	2153	1689	3842		

Table 3.4.3 Counts of Table 3.4.1 with two outcomes ignored (marked by *) and total numbers of coincidences

	00	01	10	11
X and A	15.69	31.81	120.15	55.007
Y and B	0.004	3.2	0.07	1.60
Z and C	9.97	60.48	4.44	39.55

Table 3.4.4 χ^2 values calculated for each party. Each test is performed for other choices fixed; their values are given in the upper row in alphabetic order (XY, YZ or XZ).

3.5 6: K. Redeker, R. Garthoff, D. Burchardt, H. Weinfurter, W. Rosenfeld, Violation of Bell's inequality with a single atom and single photon entangled over a distance of 400m

The experiment tested standard CHSH inequality on the entangled photon-atom Bell state $|\psi\rangle = (|\downarrow L\rangle + |\uparrow R\rangle)/\sqrt{2}$. in the LR photon (A) basis and $\uparrow\downarrow$ atom (B) basis. The measurement of the photon by avalanche photodiodes (APD) depended on the passive choice $X = 0, 1$ while

	00	01	10	11
X and B	0.69	0.78	1.61	0.02
X and C	2.04	0.001	0.003	0.11
Y and A	0.15	0.18	30.92	18.70
Y and C	1.54	22.80	0.13	27.78
Z and A	0.02	1.07	1.56	0.06
Z and B	1.22	0.58	0.30	2.91

Table 3.4.5 χ^2 values calculated for independent choices and outcomes, as assumed. Each test is performed for other choices fixed; their values are given in the upper row in alphabetic order (XY, YZ or XZ).

the atom measurement (by ionization) depended on the choice $Y = 0, 1$, realized by either a quantum random number generator (QRN) or human random number generator (HRN). The dichotomic outcomes of the respective measurements, $A = 0, 1$ and $B = 0, 1$ depend on the choices (X and Y , respectively). In particular, $XA = 00, 01, 10, 11$ correspond to polarization angles $0^\circ APD2$, $0^\circ APD4$, $45^\circ APD1$, $45^\circ APD3$, while $YB = 00, 01, 10, 11$ to 22.5° in, 22.5° out, -22.5° in, -22.5° out. The angles enter the Bell correlation formula (4) multiplied by 2, as in subsection 3.3. The test assumes no signaling between parties XA and YB but also fair sampling at the side of the photon (A).

We checked no-signaling assuming equal APD efficiencies i.e. if $p(*B|0Y) = p(*B|1Y)$ and $p(A*|X0) = p(A*|X1)$ for all runs. In the first case, one has to take into account fair sampling and passive choice X (the signaling could be in principle subluminal). We also checked if nonequal efficiencies explain the data under that assumption of the ideal Bell state and measurement angles.

In the data, the total counts (Table 3.5.1) depends on the settings. In the HRN run, there is additional dependence of the total counts on the atom setting but uncorrelated ($\chi^2 \approx 0.23$). The reason might be asymmetry in human choice. As regards no-signaling, in the case $Y \rightarrow A$ it cannot be rejected. However, dependence of Bob's outcome B on the photon setting X , under the assumption of equal detection efficiencies, is clear in the χ^2 test, in both runs, i.e. the independence test $p(*0|01)p(*1|11) = p(*0|11)p(*1|01)$ fails ($\chi^2 \approx 51$ for HRN, $p \sim 10^{-11}$ and 78 for QRN, $p \sim 10^{-17}$). We find that $N(*1|01)N(*0|11)/N(*1|11)N(*0|01)$ is 1.34 for HRN while 1.42 for QRN, which is moderately consistent. The authors confirmed that the efficiencies were not equal [45]. We have also checked if this effect could be explained

HRN	0*	1*	**	χ^2
00	2883	2462	5345	10^{-3}
01	2635	2253	4888	
10	2697	2224	4921	
11	2520	2041	4562	
QRN	0*	1*	**	χ^2
00	2845	2403	5248	0.006
01	2773	2335	5108	
10	2644	2137	4781	
11	2658	2103	4761	

Table 3.5.1 Counts XY (rows) for $A = 0, 1$ (columns) with Bob's outcome ignored (marked by *), and the total counts, together with Pearson's test of independence of A and Y with given X for each run of experiment 6

HRN	*0	*1	χ^2
00	2707	2638	1.16
10	2440	2481	
01	2285	2603	
11	2470	2092	
QRN	*0	*1	χ^2
00	2649	2599	0.9
10	2368	2413	
01	2387	2721	
11	2648	2113	

Table 3.5.2 Counts XY (rows) for $B = 0, 1$ (columns) with Alice's outcome ignored (marked by *) together with Pearson's test of independence of B and X with given Y for each run of experiment 6

by different efficiencies of APD, assuming correct input state and detectors' angles. Suppose the APD n has efficiency η_n , for $n = 1, 2, 3, 4$. If the measurement axes are as in standard CHSH test [3]), then the probabilities is as in Table 3.5.4. Then still χ^2 for QRN in the first two rows of (3.5.3) gives $\chi^2 \sim 14$ ($p \sim 2 \cdot 10^{-4}$) while the lower two rows (in case of alternative configuration) gives $\chi^2 \sim 35$ ($p \sim 10^{-8}$). Therefore this explanation seems insufficient. Possible further reasons may include unspecified devia-

	*0	*1
10	$\eta_1 s_+ + \eta_3 s_-$	$\eta_1 s_- + \eta_3 s_+$
11	$\eta_1 s_+ + \eta_3 s_-$	$\eta_1 s_- + \eta_3 s_+$
00	$\eta_2 s_+ + \eta_4 s_-$	$\eta_2 s_- + \eta_4 s_+$
01	$\eta_2 s_+ + \eta_4 s_-$	$\eta_2 s_- + \eta_4 s_+$

Table 3.5.3 Influence of asymmetric detection efficiencies on detection probabilities, with $4s_{\pm} = 1 \pm 1/\sqrt{2}$ in the ideal Bell test in the case angles as in Sec. 3.3 – upper two rows and with Alice's angles additionally rotated by 45° – lower two rows

HRN	*0	*1	χ^2
00	2707	2638	15.5
01	2285	2603	
10	2440	2481	
11	2470	2092	
QRN	*0	*1	χ^2
00	2649	2599	14.5
01	2387	2721	
10	2368	2413	
11	2648	2113	

Table 3.5.4 In the case of ideal Bell angles, the outcome B should not depend on Y if either $X = 1$ or $X = 1$ for each run of experiment 6

tion from the ideal Bell state or measurement axes. The p -value is increased 4 times by the look-elsewhere-effect.

The different total counts can be explained by different APD detection efficiencies but it should be confirmed by a diagnostic run. In the HRN test, there is human choice asymmetry, similar to experiment 13 (see later). On the other hand, the correlation between the photon's (A) setting and the atom's (B) outcome requires either some additional signal from the source to both parties or different efficiencies but combined with nonideal Bell state and/or measurement axes. In any case, in future experiments, these effects should be independently identified by diagnostic runs, preferably before the main test.

	0*	1*	**	trials		*0	*1
00	65	124	189	94433	00	59	130
01	129	213	342	191674	01	166	176
10	81	275	356	191332	10	102	254
11	63	150	213	122561	11	145	68

Table 3.6.1 Counts at choices XY (rows) for $B = 0, 1$ (columns) with Alice's or Bob's outcome ignored (marked by *) for each run, and total coincidences and trials in experiment 9

X	χ^2	Y	χ^2
0	3.28	0	20.34
1	0.58	1	0.39

Table 3.6.2 Pearson's test of independence of A and Y (left) and of B and X (right) for experiment 9

3.6 9: P. Farrera, G. Heinze, H. de Riedmatten, Bell test using entanglement between a photon and a collective atomic excitation, driven by human randomness

The experiment tested standard CHSH inequality on the entangled atom-photon Bell state which can be translated into photon-photon state $|\psi\rangle = (|E_w E_r\rangle + e^{i\phi}|L_w L_r\rangle)/\sqrt{2}$ (E, L stand for early, late, w, r – write, read, ϕ phase to adjust. The choices and measurement can be translated into Alice-Bob 0, 1 numbers as follows. $A = 0, 1$ or $B = 0, 1$ corresponding to Alice's and Bob's +, – outcomes, while $X = 0, 1$ correspond to Alice's choice w, w' and $Y = 0, 1$ – to r, r' . The measurement of the photon depended on the passive choice $X = 0, 1$ while the atom measurement depended on the choice $Y = 0, 1$. It assumes no signaling between parties AX and BY but also fair sampling, due to low detection efficiency, $\sim 5\%$. We checked no-signaling, assuming local choice dependent efficiency (3) i.e. if $\tilde{p}(*B|0Y) = \tilde{p}(*B|1Y)$ and $\tilde{p}(A*|X0) = \tilde{p}(A*|X1)$ for all runs. We also checked if the rate of coincidences/trials depends on choices.

In the data, the total coincidence counts (Table 3.6.1) are roughly proportional to the number of trials but the latter depends on both settings in a correlated way (i.e. Alice and Bob do not choose the settings independently). No-signaling is violated as $\chi^2 \sim 20$ ($p \sim 10^{-5}$) for (3.6.1) taking the second and fourth row of *0 and *1 but it may

be explained alternatively by correlation-dependent detection efficiency [46]. The p -value is increased 4 times by the look-elsewhere effect.

The observed deviations put in question the local dependency of efficiency but may also indicate some form of signaling. In future experiments, these effects should be independently identified by diagnostic runs, preferably before the main test.

3.7 10: A. Lenhard, A. Seri, D. Rieländer, O. Jimenez, A. Mattar, D. Cavalcanti, M. Mazzera, A. Acin, and H. de Riedmatten, Violation of a Bell inequality using high-dimensional frequency-bin entangled photons

The experiment tested Clauser-Horne (CH) inequality [47] on the entangled two-photon Bell state, one idler (Alice A) and signal (Bob B). The measurement can be translated into Alice 0, +1, –1 (or nothing) by taking three different frequency modes. On the other hand, Bob always measures 0 or nothing (missing photon due to low detection efficiency). Alice can choose $X = 0, 1$ (by changing modulation depth and phase) while Bob can choose $Y = nm$ where $n = 0, 1$ (modulation depth) while $m = 1, \dots, 16$ (phase). The CH inequality is measured assuming fair sampling and symmetry of correlations. Bob's labels 4 and 14 correspond to real phases 170 and 342, respectively, and were used to find Bell inequality violation.

Since Bob's outcome was always 0 or nothing, the most appropriate test is one-sided signaling, i.e. if Bob's probabilities equality $p(*0|0Y) = p(*0|1Y)$ hold. We checked no-signaling, assuming local choice dependent efficiency (3) i.e. if $\tilde{p}(*0|0Y) = \tilde{p}(*0|1Y)$.

To compare the counts they must be weighted by the number of trials (10s intervals, when the coincidences for a particular choices are collected) as shown in the Table 3.7.1. The weighted trials N are sums of C/T while e^2 is the sum of C/T^2 for C coincidences and T trials. We adjusted χ^2 test formula for varying trials with

$$\chi^2 = \left(\frac{N_{00}N_{11} - N_{01}N_{10}}{N_{00} + N_{01} + N_{10} + N_{11}} \right)^2 \sum_{ij} e_{ij}^{-2} \quad (7)$$

The numbers of trials T vary between 2 and 36. For the phases used in CH test, 170 and 342 but also 160, no-signaling is consistent with χ^2 equal 2.97, 0.32, and 0.09, respectively. In the data, there is an apparent violation of no-signaling or violation of local-dependent efficiency (3) at phase 267 of moderate significance where $\chi^2 \sim 14$ giving p -value $\sim 2 \cdot 10^{-4}$ increased 16 times (number of phases) by the look-elsewhere-effect. It may also indicate

some form of signaling but also nonlocal-dependent efficiency. According to the authors [48] some problems could have occurred during the measurement for some point (e.g. laser temporarily out of a lock, leading to reduced coincidences for this setting and phase). The point at phase 267 is clearly below the curve in Supplementary Fig. 15 of BIG Bell test [34]. It might be also a small difference in fiber coupling for the different settings, which could lead to a difference in efficiency (locally for Alice and Bob) for the different settings. In future experiments, these effects should be independently identified by diagnostic runs, preferably before the main test.

3.8 12: J. Cariñe et al. Post-selection loophole-free energy-time Bell test fed with human-generated inputs

The authors report an optical experiment employing Franson "hug" configuration – a variation that avoids the post-selection of results present in basic Franson configuration. In the "hug" configuration, if the two emitted photons are detected by Alice and Bob then it is guaranteed that they both traveled short ways (S) or long ways while obtaining phase shifts ϕ_A and ϕ_B (L). The results when single photons are measured by either Alice or Bob are discarded, due to low detection efficiency. Thus fair sampling of a sort is inherent here. The remaining could be assumed to have been in a state $|\psi\rangle = \frac{1}{\sqrt{2}}(|SS\rangle + e^{i(\phi_a+\phi_b)}|LL\rangle)$. CHSH inequality was tested, with varying phases set by human-generated input. We assume the fair sampling for the empty counts is also applied. As communicated, the closing of detection loophole was not the purpose of the experiment [49]. The setting at Alice and Bob are given by X and Y , respectively, equal 0 or 1, corresponding to $\phi_a = \pi/4$, $\phi_b = 0$ or $\phi'_a = -\pi/4$, $\phi'_b = \pi/2$. The outcomes A, B were also 0 or 1 (or nothing).

Based on the data provided and assuming local dependent efficiency (3), we assessed the number of empty counts and consequently the efficiency of the detectors. Further, we checked no-signaling i.e. if $\tilde{p}(*B|0Y) = \tilde{p}(*B|1Y)$ and $\tilde{p}(A*|X0) = \tilde{p}(A*|Y0)$. We also checked if the data are consistent with equal and independent detection efficiency, i.e. if the probability $p(AB|XY)$ is consistent with the single efficiency η and Bell state and angles $\phi_{a,b}^{(j)}$. For arbitrary phases the correlations can be written in the form similar to (4), $\langle AB \rangle = E_{ab} = v \cos(\phi_a - \phi_b)$ with the visibility v . In the ideal Bell test $E_{ab} = E_{ab'} = E_{a'b} = -E_{a'b'}$.

The total number of coincidences depends on settings but independently, with $\chi^2 \sim 0.3$ for the last column of

Table 3.8.2. Taking this effect into account, there is no signaling observed within the standard error. However, the correlations do not agree with the ideal Bell model, eg. $E_{a'b}$ is not equal $E_{a,b}$ i.e. It can be quantified defining $M = NE$ where N is the total number of coincidences. Here M is calculated using Table 3.8.1 while N is in Table 3.8.2. The χ^2 test for $M_{a'b}, M_{ab'}, N_{a'b}, N_{ab'}$ gives $\chi^2 \sim 348$ ($p < 10^{-70}$). The difference can be however explained by a small long-term uncontrolled phase drift, confirmed by the authors [49]. Taking into account setting-dependent detection efficiency, no signaling signatures have been found. However, the strong deviation from the ideal Bell model should be confirmed in a diagnostic run, testing solely phase modulators.

3.9 13: L.K. Shalm et al., Using human generated randomness to violate a Bell inequality without detection or locality loopholes

The experiment is the standard two-party (Alice and Bob) Bell test, with two entangled (not maximally) photons detected at optimal polarization angles chosen by $X = 0, 1$ by Alice and $Y = 0, 1$ by Bob. Due to imperfect detection efficiency, the configuration differs from the ideal CHSH model. To increase statistics, each of observers can detect a photon in one of 16 time bins. Nevertheless, it allows to test if the correlations violate local realism, i.e. existence of the joint probability of outcomes depending on the local choice. The influence of the remote choice is excluded by relativity, i.e. the time between the choice and the end of the measurement is shorter than the light-speed signal.

We checked no-signaling i.e. if $p(*B|0Y) = p(*B|1Y)$ and $p(A*|X0) = p(A*|Y0)$ where $A, B = 0, \dots, 16$ are the photon detections in the appropriate time bin, with 0 standing for no detection. We have taken into account the fact noted by the authors that $X, Y = 0$ are chosen about 5% more often than 1. As a stopping criterion, we took the last $XY = 11$ event.

Taking the last column $*0$ or $0*$ as a reference we find in the independence test $\chi^2 \sim 8$ giving $p \sim 0.005$ for $A = 11$ and $X = 0$. Correcting by the look-elsewhere effect this is increased 32 giving $p \sim 0.16$, consistent with no-signaling assumption. It is also clear that there is a bias in the settings choices probabilities. The bias is independent ($\chi^2 \sim 1$) but different for the two parties (> 60 variances). It is also evident (but less significant) with the original authors' stopping criterion giving $N_{10} = 10125716$ and $N_{01} = 10105777$ (~ 4.43 variances) for the human test. Within the available data, no signaling signatures have

been found. However, the setting choice bias is asymmetric.

4 Discussion

In the data received from BBT experiments, there are observed disagreements with various simple assumptions. Firstly, the human choice is not perfectly random but biased with more 0s than 1s (experiments 6 and 13). It is also highly anticorrelated, with very likely sequences 0101 and 1010 (experiment 1). The data from other experiments depend on too many parameters to confirm these observations. Nevertheless, a biased human choice can be simply incorporated into η in (3), so it does not affect our analysis based on independence tests. Secondly, the photon detection efficiency is often different for different detectors (experiment 6, communicated by the authors [45], also mentioned as possible by the authors of experiment 10 [48]) and dependent on the state of the other part of the setup (experiment 2). Thirdly, the actual quantum state and measurement axes are different from the ideal Bell case (experiment 6 and 12), probably by some phase drifts (as suggested in the case of 12 by the authors [49]) or misalignments. Ignoring these effects could lead to apparent signaling, also in experiments 4,5,9,10.

These observations suggest for future tests of local realism (a) to narrow the problem of varying detection efficiency e.g. by its better control, (b) to block known communication between detectors, (c) to collect sufficient data to check no-signaling, preferably with closed loopholes, (d) to focus more attention on diagnostic runs checking the input state, operation flow, and detectors. The last suggestion follows also from the general expectation from quantum tests of local realism - they are not only performed to violate local realism but also to confirm quantum predictions. In the future, one can also test if the same time-tagged stream of choices give the same statistical results for different experiments in separate locations. Due to the lack of global synchronization between experiments, we were unable to test it.

Acknowledgements

We thank M. Mitchell, R. Patel, M. Ringbauer, T. Scheidl, F. Sciarrino, R. Chavez, K. Redeker, W. Rosenfeld, H. de Riedmatten, P. Farrera, A. Seri, G.B. Xavier, L.K. Shalm, A. Acin, D. Cavalcanti for making available data from the experiments, helpful explanations, and comments.

References

- [1] A. Einstein, B. Podolsky, N. Rosen, *Can Quantum-Mechanical Description of Physical Reality Be Considered Complete?* Phys. Rev. **47**, 777 (1935).
- [2] J.S. Bell, *On the Einstein Podolsky Rosen paradox*, Physics (Long Island City, N.Y.) **1**, 195 (1964).
- [3] J.F. Clauser, M.A. Horne, A. Shimony and R.A. Holt, *Proposed Experiment to Test Local Hidden-Variable Theories*, Phys. Rev. Lett. **23**, 880(1969).
- [4] P.H. Eberhard, *Background level and counter efficiencies required for a loophole-free Einstein-Podolsky-Rosen experiment*, Phys. Rev. A **47**, R747 (1993).
- [5] R. F. Streater, A. S. Wightman, *PCT, Spin and Statistics, and All That*, Princeton University Press, 2000.
- [6] A. Bednorz, *Objective realism and freedom of choice in relativistic quantum field theory*, Phys. Rev. D **94**, 085032 (2016).
- [7] H. M. Wiseman, E. G. Cavalcanti, *Causarum Investigatio and the Two Bell's Theorems of John Bell*, Quantum [Un]Speakables II: Half a Century of Bell's Theorem (Springer, Switzerland, 2017), edited by Reinhold Bertlmann and Anton Zeilinger. pp. 119-142; arxiv:1503.06413
- [8] A. Aspect, J. Dalibard, G. Roger, *Experimental Test of Bell's Inequalities Using Time-Varying Analyzers*, Phys. Rev. Lett. **49**, 1804-1807 (1982).
- [9] G. Weihs, T. Jennewein, C. Simon, H. Weinfurter, A. Zeilinger, *Violation of Bell's Inequality under Strict Einstein Locality Conditions*, Phys. Rev. Lett. **81**, 5039 (1998).
- [10] W. Tittel, J. Brendel, H. Zbinden, N. Gisin, *Violation of Bell Inequalities by Photons More Than 10 km Apart*, Phys. Rev. Lett. **81**, 3563 (1998).
- [11] T. Scheidl *et al.*, *Violation of local realism with freedom of choice*, Proc. Natl. Acad. Sci. U.S.A. **107**, 19708 (2010).
- [12] M. Giustina *et al.*, *Bell violation using entangled photons without the fair-sampling assumption*, Nature **497**, 227-230 (2013).
- [13] B.G. Christensen *et al.*, *Detection-Loophole-Free Test of Quantum Nonlocality, and Applications*, Phys. Rev. Lett. **111**, 130406 (2013).
- [14] J. Hofmann *et al.*, *Heralded entanglement between widely separated atoms*, Science **337**, 72 (2012).
- [15] M.A. Rowe *et al.*, *Experimental violation of a Bell's inequality with efficient detection*, Nature **409**, 791 (2001).
- [16] D.N. Matsukevich, P. Maunz, D.L. Moehring, S. Olmschenk, C. Monroe, *Bell Inequality Violation with Two Remote Atomic Qubits*, Phys. Rev. Lett. **100**,

- 150404 (2008).
- [17] A. Ansmann *et al.*, *Violation of Bell's inequality in Josephson phase qubits*, Nature **461**, 504 (2009).
- [18] M. Genovese, *Research on Hidden Variable Theories: a review of recent progresses*, Phys. Rep. **413**, 319 (2005).
- [19] P.M. Pearle, *Hidden-Variable Example Based upon Data Rejection*, Phys. Rev. D **2**, 1418 (1970).
- [20] E. Santos, *Critical analysis of the empirical tests of local hidden-variable theories*, Phys. Rev. A **46**, 3646 (1992).
- [21] D. Graft, *Clauser-Horne/Eberhard inequality violation by a local model*, Adv. Sci. Eng. Med. **8**, 496 (2016); arXiv:1507.06231
- [22] A. Garg, N.D. Mermin, *Detector inefficiencies in the Einstein-Podolsky-Rosen experiment*, Phys. Rev. D **35**, 3831 (1987).
- [23] N. Gisin, B. Gisin, *A local hidden variable model of quantum correlation exploiting the detection loophole*, Phys. Lett. A **260**, 323 (1999).
- [24] B. Wittmann, S. Ramelow, F. Steinlechner, N.K. Langford, N. Brunner, H. Wiseman, R. Ursin, A. Zeilinger, *Loophole-free Einstein Podolsky Rosen experiment via quantum steering* New J. Phys. **14**, 053030 (2012).
- [25] A.J. Bennet, D.A. Evans, D.J. Saunders, C. Branciard, E.G. Cavalcanti, H.M. Wiseman, G.J. Pryde, *Arbitrarily Loss-Tolerant Einstein-Podolsky-Rosen Steering Allowing a Demonstration over 1 km of Optical Fiber with No Detection Loophole*, Phys. Rev. X **2**, 031003 (2012).
- [26] D.H. Smith *et al.*, *Conclusive quantum steering with superconducting transition-edge sensors*, Nature Comm. **3**, 625 (2012).
- [27] A. Aufferes, Ph. Grangier, *Violation of Bell's inequalities in a quantum realistic framework* Int. J. of Quant. Inf. **14**, 1640002 (2016); arXiv:1601.03966
- [28] B. Hensen, *et al.*, *Loophole-free Bell inequality violation using electron spins separated by 1.3 kilometres*, Nature **526**, 682 (2015)
- [29] L.K. Shalm *et al.*, *Strong Loophole-Free Test of Local Realism*, Phys. Rev. Lett. **115**, 250402 (2015)
- [30] M. Giustina *et al.*, *Significant-Loophole-Free Test of Bell's Theorem with Entangled Photons*, Phys. Rev. Lett. **115**, 250401 (2015)
- [31] W. Rosenfeld *et al.*, *Event-Ready Bell Test Using Entangled Atoms Simultaneously Closing Detection and Locality Loopholes*, Phys. Rev. Lett. **119**, 010402 (2017)
- [32] A. Bednorz, *Analysis of assumptions of recent tests of local realism*, Phys. Rev. A **95**, 042118(2017)
- [33] H. Wiseman, *Physics: Bell's theorem still reverberates*, Nature **510**, 467 (2014).
- [34] The Big Bell Test Collaboration, *Challenging local realism with human choices*, Nature **557**, 212(2018)
- [35] Y. Liu *et al.*, *Experimental measurement-dependent local Bell test with human free will*, Phys. Rev. A **99**, 022115 (2019)
- [36] J. R. Taylor, *An Introduction to Error Analysis. The Study of Uncertainties in Physical Measurements*, University Science Books, 1997.
- [37] C. E. Bonferroni, *Teoria statistica delle classi e calcolo delle probabilita*, Pubblicazioni del R Istituto Superiore di Scienze Economiche e Commerciali di Firenze 1936; O.J. Dunn, *Estimation of the medians for dependent variables*, Ann. of Math. Statistics. **30**, 192 (1959); *Multiple Comparisons among Means* J. of the Am. Stat. Association. **56**, 52 (1961).
- [38] L. Lyons, *Open statistical issues in particle physics*, The Annals of Applied Statistics **2**, 887 (2008); S. Chartrchyan *et al.* (CMS Collaboration), *Search for Three-Jet Resonances in pp Collisions at $\sqrt{s} = 7$ TeV* Phys. Rev. Lett. **107**, 101801 (2011), Synopsis; E. Gross, O. Vitells, *Trial factors for the look elsewhere effect in high energy physics*, Eur. Phys. J. C **70**, 525 (2010).
- [39] J.-A. Larsson, *Loopholes in Bell inequality tests of local realism*, J Phys. A **47**, 424003 (2014).
- [40] R. Patel - private communication
- [41] M. Ringbauer - private communication
- [42] T. Scheidl - private communication
- [43] D. Rauch *et al.*, *Cosmic Bell Test Using Random Measurement Settings from High-Redshift Quasars*, Phys. Rev. Lett. **121**, 080403 (2018)
- [44] R. Chavez, F. Sciarrino - private communication
- [45] W. Rosenfeld - private communication
- [46] P Farrera, G Heinze, and H. de Riedmatten, *Entanglement between a Photonic Time-Bin Qubit and a Collective Atomic Spin Excitation*, Phys. Rev. Lett. **120**, 100501 (2018)
- [47] J. F. Clauser, M. A. Horne, *Experimental consequences of objective local theories*, Phys. Rev. D **10**, 526 (1974).
- [48] H. de Riedmatten, A. Acin, D. Cavalcanti, M. Mazzera, A. Seri - private communication
- [49] G. Xavier - private communication

Key words. local realism, Bell test, no-signaling

ph	00	01
140	7.83±0.56	6.17±0.54
151	10.67±0.74	8.75±0.83
160	7.00±0.92	6.96±0.79
170	8.98±0.73	6.78±0.75
183	9.00±0.75	7.03±0.64
197	8.91±0.83	7.45±0.96
215	8.82±0.85	9.48±1.34
232	8.17±0.61	6.99±0.76
250	5.79±0.66	8.24±0.76
267	7.04±0.78	7.37±0.87
284	7.14±0.77	7.28±0.75
298	6.70±0.79	7.05±0.87
321	7.82±0.76	5.43±0.76
342	6.01±0.65	5.71±0.77
352	7.07±0.67	6.99±0.82
358	7.91±0.63	4.56±0.58
all	124.87±2.95	112.25±3.27

	00	10	01	11
00	2296	647	672	2248
01	1796	762	717	1781
10	2332	324	282	2338
11	318	1908	1896	359

Table 3.8.1 Total counts at choices XY (rows) for each configuration AB (columns)

	0*	1*	*0	*1	total
00	2968	2895	2943	2920	5863
01	2513	2543	2558	2498	5056
10	2614	2662	2656	2620	5276
11	2214	2267	2226	2255	4481

Table 3.8.2 Counts at choices XY (rows) for $A=0,1$ (columns) with Bob's outcome ignored (marked by *) on the left and for $B=0,1$ with Alice's outcome ignored in the middle and a total count on the right in experiment 12

ph	10	11	χ^2
140	5.44±0.47	4.20±0.42	0.01
151	6.17±0.73	3.15±0.48	4.80
160	4.48±0.77	4.08±0.68	0.09
170	6.60±0.73	3.39±0.50	2.97
183	6.20±0.77	4.33±0.63	0.26
197	5.18±0.68	3.80±0.59	0.27
215	6.03±0.72	3.94±0.69	3.78
232	5.80±0.77	5.00±0.65	0.00
250	6.92±0.63	5.71±0.64	7.23
267	7.54±0.82	2.82±0.67	13.98
284	5.44±0.71	5.61±0.82	0.00
298	5.55±0.69	6.40±0.82	0.14
321	6.84±1.03	4.87±0.60	0.01
342	7.97±0.86	6.64±0.77	0.32
352	5.90±0.63	7.13±0.83	0.89
358	7.98±0.74	7.51±0.74	6.18
all	100.06±2.97	78.59±2.67	5.37

Table 3.7.1 Weighted counts C/T and errors $e^2 = C/T^2$ (at ± sign) at choices XY (columns) for $B=0$ (columns) with Alice's outcome ignored for special phases (ph – rows), or all summed in experiment 10 and χ^2 in the last column

	00	10	01	11
1*	2195	7185	1935	6088
2*	2233	7695	1944	6675
3*	2119	7672	2007	6739
4*	2136	7652	1997	6841
5*	2310	7692	1967	6708
6*	2228	7765	1934	6798
7*	2205	7690	1956	6908
8*	2206	7927	1921	6931
9*	2195	7953	1941	6824
10*	2299	7995	1905	6788
11*	2320	7900	1869	7016
12*	2245	7886	1931	6911
13*	2241	7755	2093	7124
14*	2234	7831	2013	6921
15*	2169	7856	2009	6958
0*	11636736	10510154	10237027	9240316
	00	10	01	11
*1	2197	1945	6651	6138
*2	2322	2014	6491	5860
*3	2217	1991	6912	6214
*4	2186	2014	7108	6291
*5	2219	1996	7155	6429
*6	2249	1964	6881	6396
*7	2194	1977	7051	6434
*8	2218	2055	7055	6485
*9	2222	2085	7221	6473
*10	2239	2061	7210	6677
*11	2346	2003	7195	6507
*12	2251	2045	7238	6551
*13	2172	1991	7437	6631
*14	2245	2022	7429	6619
*15	2181	2092	7349	6713
*0	11636613	10596353	10160066	9246131
**	11670071	10626608	10266449	9342546

Table 3.9.1 Counts at choices XY (columns) with either Bob's or Alice's outcome ignored (rows AB with the mark $*$ in experiment 13)