
Linear Distillation Learning

Arip Asadulaev
ITMO University
Saint-Petersburg, Russia
aripdotcom@mail.ru

Igor Kuznetsov
ITMO University
Saint-Petersburg, Russia
igorkuznetsov14@gmail.com

Andrey Filchenkov
ITMO University
Saint-Petersburg, Russia
afilchenkov@corp.ifmo.ru

Abstract

Deep Linear Networks do not have expressive power but they are mathematically tractable. In our work, we found an architecture in which they are expressive. This paper presents a Linear Distillation Learning (LDL) a simple remedy to improve the performance of linear networks through distillation. In deep learning models, distillation often allows the smaller/shallow network to mimic the larger models in a much more accurate way, while a network of the same size trained on the one-hot targets can't achieve comparable results to the cumbersome model. In our method we train *students* to distill *teacher* separately for each class in dataset. The most striking result to emerge from the data is that neural networks without activation functions can achieve high classification score on a small amount of data on MNIST and Omniglot datasets. Due to tractability, linear networks can be used to explain some phenomena observed experimentally in deep non-linear networks. The suggested approach could become a simple and practical instrument while further studies in the field of linear networks and distillation are yet to be undertaken.

1 Introduction

Deep learning has shown to be a reliable approach of approximating very complex dependencies by means of learning highly parametrized models. One of the challenges is the intractability of deep neural architectures [5][11]. Often we cannot answer the questions, *when* a model will perform well and *why*. One possible way to approach this problem is studying simple architectures with similar dynamics to understand more complex architectures [16]. Another way is using interpretable architectures in cases where is important to understand data dependencies.

Since the first neural networks already used threshold gates [17], linear networks became uninteresting in practise. On the contrary, from the research perspective, the study of linear networks leads to new insights in deep learning methods performance and provides theoretical models for generalization dynamics. Linear networks allow studying the structure of error function landscapes and apply this knowledge in nonlinear cases [2]. Our research seeks to create a mathematically tractable, scalable and simple model, which can help us to bridge the gap between the efficacy and lucidity of a deep learning model.

We propose a novel framework we name Linear Distillation Learning, which allows achieving expressive results in case of limited data. The approach is based on using a linear function for each class in dataset, which is trained to simulate output of *teacher* linear network for each class separately. When the model is trained, we can apply classification by novelty detection for each class. Our framework can be presented as distilling randomized prior functions for data. Since our prior functions are linear, in couple with bootstrap methods it provides a Bayes posterior [12]. We tested our architectures on tasks with different amounts of data on MNIST and Omniglot datasets.

Despite linear networks are very weak to represent complex nonlinear transformations, the approach we propose allows linear network to be trained due to the transformations carried out on the data by random linear network are linear too.

The remaining paper will be structured in the following way. In Sections 2, we discuss related works in linear network analysis and distillation learning application. In Section 3, 4, 5 we provide motivation why we use distillation as a method for linear networks training and gradually describe the components of our architecture. Furthermore, we hope that this split promotes the understanding of the final method. In Section 6, we present description and results of empirical evaluations. Section 7 concludes the paper and outline the further research.

2 Related Work

2.1 Deep Linear Networks

Deep linear networks (DLN) are deep feedforward networks with no nonlinearities. Output of each layer is multiplication of its weights to its input and the output of such network can be computed by matrix multiplication of all weight matrices:

$$\hat{\mathbf{y}}^i = W_l W_{l-1} \cdots W_1 \mathbf{x}^i \quad (1)$$

where $\{(\mathbf{x}^i, \mathbf{y}^i)\}_{i=1}^n$ are data points and $\{W_l\}_{l=1}^l$ are weigh matrices of all l layers. The total loss for such network is the sum:

$$\mathcal{L}(W_1, \dots, W_l) = \frac{1}{N} \sum_{i=1}^N \ell(\hat{\mathbf{y}}^i, \mathbf{y}^i) \quad (2)$$

where $\ell(\hat{\mathbf{y}}^i, \mathbf{y}^i)$ is object loss.

Increasing depth of DLN does not increase its expressive power. Linear networks are trivial from representational perspective. However, they are in a focus of intensive research because, being simple and tractable, they share many of non-linear model proprieties. The study of linear networks loss dynamics is a source of novel research questions, helpful insights and brand new ways of looking at certain aspects of deep learning.

DLN may be useful in understanding deep learning phenomena such as regularization [24], initialization and momentum [25]. Understanding of DLN also leads to new insights in neural networks generalization properties and unsupervised learning algorithms [21].

One of the main DLNs' advantages is that they exhibit highly nonlinear learning dynamics with increasing depth. The loss function of DLN is non-convex and behave similarly to loss functions of deep nonlinear networks: it may demonstrate nonlinear hyperbolic dynamics, may have plateaus and sudden performance transitions at learning. This is why they can be used to understand the loss surfaces of deep neural networks (DNN) [9, 10].

2.2 Knowledge Distillation

Knowledge distillation (KD) is a method of transferring "knowledge" from one machine learning model called *teacher* to another one called *student*. The idea behind KD is that a *teacher* network is a high-capacity model with desired high performance and a *student* network is a more lightweight model [1, 19, 27]. A *student* cannot match the *teacher*, but the distillation process brings the *student* closer to the predictive power of the *teacher*. Distillation idea was brought to the neural network community by Hinton et. al. [7].

In distillation learning, knowledge is transferred by training a *student* model, using a soft target distribution for comparison with the output layer. This distribution is produced by a cumbersome model with a high temperature in its output softmax

$$S_i = \frac{\exp(z_i/T)}{\sum_j \exp(z_j/T)} \quad (3)$$

with z_i are logits and T is temperature. Another scenario of knowledge distillation training is transferring knowledge from an ensemble of highly regularized models to a smaller model [7].

Distillation can also be applied for adversarial permutation [15], born-again neural networks [6] and Global Additive Explanations [26]. Furthermore, Sau and Balasubramanian [20] proposed to add random perturbations into soft labels for simulating learning from multiple *teachers*.

Surprisingly, a distillation method often allows smaller *student* network to be trained to mimic the larger and deeper models very accurately, while the *student* trained on the one-hot hard targets cannot achieve the same results. The clear reason for this awaits to be discovered.

2.3 Random Network Distillation

Random Network Distillation (RND) method was first proposed by Burda et. al [3]. The idea was to use distillation for creating a function of curiosity in a reinforcement learning agent. RND was used for exploration in environments with sparse rewards. In this setting, distillation allows the agent to determine whether the states were visited or not, and therefore use curiosity for the exploitation.

Let \mathcal{O} be a set of observable states. *Predictor* is a network $\hat{f} : \mathcal{O} \rightarrow \mathbb{R}^k$ that is trained to predict behavior of *target* $f : \mathcal{O} \rightarrow \mathbb{R}^k$ during interaction with the environment using MSE $\|\hat{f}(x; \theta) - f(x)\|^2$ for updating parameters $\theta_{\hat{f}}$. If the difference between the predictions of the random network and the predictor at some environment state S is large, the agent receives a higher curiosity reward. In fact, this can be considered as a model of novelty detection [18], the training process of which is performed via distillation of a random network. An important claim is that \hat{f} can simulate the behavior of f if their expressive powers are identical [3].

In our research, we are studying if the most inexpressive networks can be used for novelty detection. We show empirically that a linear network is also capable of novelty detection if the requirement of identical power is met.

3 Linear Network Distillation

Consider a classification problem with object set $X = \mathbb{R}^d$ and label set $Y = \{1, \dots, C\}$. We are given a labelled dataset $D = \{x^i, y^i\}_{i=1}^n$, where $x^i \in X$ and $y^i \in Y$. The classification is performed by distance-based learning with some classifier $A : \mathbb{R}^k \rightarrow Y$ that works with object representation in some k -dimensional space. Consider also some *target* function $Q_\phi : X \rightarrow \mathbb{R}^k$, which maps objects to this vector space, which is DLN or just a matrix.

3.1 Class-Dependent Linear Distillation

Our idea is to create linear *predictor* $P_{\theta_c} : X \rightarrow \mathbb{R}^k$ for each class c that would simulate behavior of the *target* on this class. Each *predictor* is trained to map objects x_c^i of class c into representation $Q_\phi(x_c^i)$.

Due to functions $\{P_{\theta_c}\}$ and Q_ϕ are linear, we can denote them in matrix form. For example, Q_ϕ is can be considered as a matrix multiplication $W_l W_{l-1} \dots W_1$. During training, labels $y^i \in \{0, C\}$ are used to activate one of the *predictors* $\{P_{\theta_c}\}_{c=1}^C$. The process of training uses MSE:

$$\mathcal{L}(P_{\theta_c}) = \frac{1}{N} \sum_{i=1}^N \|P_{\theta_c} x_c^i - W_l W_{l-1} \dots W_1 x_c^i\|^2 \quad (4)$$

At the model evaluation step, we make prediction using the distance between $P_{\theta_c}(x_c^i)$ and $Q_\phi(x_c^i)$ for each class c : resulting label is chosen as $\arg \min_c \|P_{\theta_c}(x) - Q_\phi(x)\|^2$.

It is important to note, that despite each of $\{P_{\theta_c}\}$ is linear, composition of their results cannot be expressed with a linear function. Nevertheless, on each step of learning process, both *teacher* and *student* are linear.

We replaced the classification problem with the problem of approximating a linear function with linear functions for different classes, and call this method **One to Many Distillation** (O2MD).

3.2 Bayesian interpretation of Class-Dependent Distillation

Following the analogies in RND, our distillation framework can be presented as randomized prior functions for data $D = \{x^i, y^i\}_{i=1}^n$. Osband et al. [12] show in the paper that bootstrap approaches [23] and randomized prior functions provides a Bayes posterior in the linear case and in comparison to Exact Bayes provides much cheap computing.

In this setting, we investigate a distribution over functions $G_\theta = P_\theta + Q_\phi$, where parameters θ are specified by minimizing the expected prediction error with regularization $\mathcal{R}(\theta)$ [12]. In our formulation, we have specific distribution G_{θ_c} for each class c :

$$\theta_c = \arg \min_{\theta_c} \mathbb{E}_{(x^i, y^i) \sim D} \|(P_{\theta_c} + Q_\phi)(x_c^i) - y^i\|^2 + \mathcal{R}(\theta_c). \quad (5)$$

Parameters ϕ are drawn from prior $q(\phi)$ over the parameters of mapping Q_ϕ and after updating on the evidence we can extract from the posterior. In our case, if we set y^i to 0 for every class, according to RND each distillation error is a quantification of uncertainty in predicting the constant zero function

$$\theta_c = \arg \min_{\theta_c} \mathbb{E}_{(x_i, y_i) \sim D} \|P_{\theta_c}(x_c^i) + Q_\phi(x_c^i)\|^2. \quad (6)$$

By default, we interpret our model as an unbiased ensemble with shared parameters, but in practice we can actually consider the model as ensemble of *target-predictor* networks for each class. In this settings, predictions and target in each ensemble are taken as the sum of *target* and *predictor* functions.

During bootstrapping with zero target, ensemble without priors has almost zero predictive uncertainty as x becomes large and negative [13] which leads to to arbitrarily poor decisions [14].

4 Pretraining Linear Target Network

In previous Section, we have presented approach for learning linear *predictors* with linear *target*. In this Section, we present two approaches for selecting this target.

First, we will formulate desirable properties of *target*. Due to the *predictors* simulate *target* on corresponding classes, when we compare outputs, we can more clearly distinguish one of the *predictor* if dissimilarity with other classes is much larger. For example, if the *target* output for class 1 is very different from the output for other classes, the trained *predictor* P_{θ_1} for this class will be closer to the target than other ones. It may be possible if the *target* outputs for each class are far from each other.

4.1 Random teachers for target

One of the way to choose Q_ϕ that map classes in distinct regions is directly train it to do this. For example, by updating our *target* ϕ parameters using distillation from some *teacher*.

In our case, we noticed an interesting feature of distillation: *teacher* does not have to be able to generalize data. It would be sufficient if *teacher* function just map the train data classes in different regions of its output space. In contrast to the standard paradigm of distillation, our *teacher* is a set of random initialized linear functions $\{P_{\zeta_c}\}_{c=1}^C$ for each class c that map data in different spaces by default. At step i we choose a linear network from $\{P_{\zeta_c}\}_{c=1}^C$ corresponding to label y^i and use its transformation as a target for our Q_ϕ . Learning/optimization is performed by minimizing loss:

$$\mathcal{L}(Q_\phi) = \frac{1}{N} \sum_{i=1}^N \|W_l W_{l-1} \cdots W_1 x_c^i - P_{\zeta_c} x_c^i\|^2 \quad (7)$$

We call this method **Many to One Random Distillation** (M2ORD). The prediction accuracy of the model trained in this way is sub-optimal. It seems to be difficult to learn data distribution from the *teachers'* outputs because the transformation the *teachers* apply to the data is not linear.

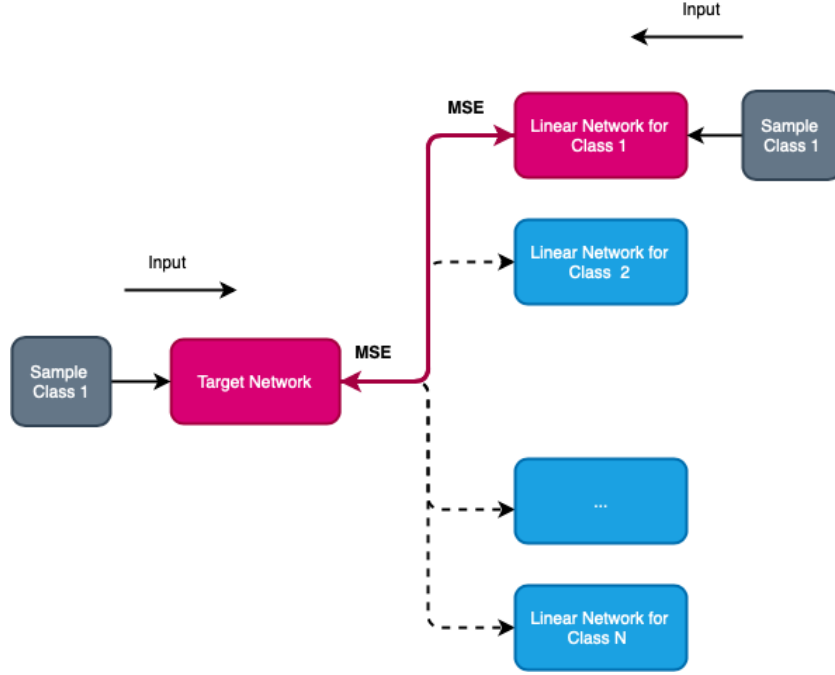


Figure 1: Bidirectional Distillation Architecture. By red denoted: Activated predictors, which are updated using MSE between it and Target outputs. The target network is connected by dashed lines with predictors, which will be activated for training, if the appropriate class is specified at the input.

4.2 Orthonormal teachers for target

The idea of orthogonalization is to make $\{P_{\zeta_c}\}_{c=1}^C$ functions orthogonal to each other to maintain distinct mapping for each class. We used the Gram–Schmidt process [8] to make *teacher* functions orthogonal. This method is used in linear algebra for orthonormalizing a set of vectors. We create $\{P_{\zeta_c}\}_{c=1}^C$ for each class with size of (n, d) , then join them in one matrix A size of $(C \cdot n, d)$, where $d > C \cdot n$.

We use singular vector decomposition (SVD) [4] to obtain an orthogonal matrix. SVD of a matrix A is the factorization of A into the product of three matrices: $A = UDV^T$, where U is orthogonal. After obtaining results of SVD, we take U , and split it into C matrices $\{P_{\zeta_c}\}_{c=1}^C$. Each such matrix P_{ζ_c} consists of strings in U corresponding to the objects of class c . As a result, all rows of all *teacher* matrices are linearly independent and project points into subspaces that are orthogonal.

$$\|P_{\zeta_1}\| = \|P_{\zeta_2}\| = \dots = \|P_{\zeta_c}\| = 1$$

$$P_{\zeta_1} \perp P_{\zeta_2} \perp \dots \perp P_{\zeta_c}$$

We call this method **Many to One Orthonormal Distillation** (M2OOND).

5 Bidirectional Distillation

In the previous two Section we presented ideas of O2MD for learning linear predictor functions using distillation and M2O*D for learning linear target function using distillation. In this Section, we combine this two ideas in a method we call **Bidirectional Distillation**.

After initialization, our predictors $\{P_{\theta_c}\}_{c=1}^C$ are equal to $\{P_{\zeta_c}\}_{c=1}^C$, so at the first step we pretrain our function Q_ϕ by $\{P_{\theta_c}\}_{c=1}^C$ in M2O*D and then distill this knowledge back into $\{P_{\theta_c}\}_{c=1}^C$ by O2MD training,

The learning procedure is presented in Figure 1. During Bidirectional Distillation, we alternate O2MD and M2OD in different proportions, we consistently train them a certain number of iterations, allowing to be updated several times in each epoch.

6 Experiments

In this Section, we describe the results of experiments, comparing One-To-Many and Bidirectional variants of a LDL model against a deep fully connected neural network, logistic regression and Naive linear model. In Naive settings, our *predictors* trained without *target*. Each *predictor* training like an autoencoder, but without any dimensionality reduction, during prediction we just measure distance between each *predictor* output and sample x_i .

All of our experiments are formulated within few-shot problem framework. Each model was provided with a set of m labelled samples from C classes. In a few-shot terminology, C is traditionally called a way and m is called a shot. The task is C -class classification. Unlike traditional few-shot learning models, our approach does not imply knowledge transfer between episodes, being thus more similar to small-sample learning [22]. To avoid bias between small number of samples and reported results, each model is trained for 100 independent trials and average accuracy is reported. We ran experiments on two datasets with images of low resolutions, namely MNIST and Omniglot. Our experiments are conducted on a machine with two separate NVIDIA GeForce GTX 1080 Ti, 4 core Intel i5-6600K processors and 47.1 GB RAM memory. We use PyTorch 1.1 with CUDA 10 support for implementation of all models presented in the study. All datasets were uploaded into memory preliminary for faster computation.

6.1 Comparison of the target network pretraining methods

In Figure 2, the difference of data transformations between random and orthogonal *teacher* is displayed. During the training, we noticed that orthogonal *teachers* M2OOND do not give an advantage to M2ORD, since the transformation that *teacher* function sets is not linear. As a result, the training of the target function using orthogonal *teacher* does not differ from the training with random. This method can be used in a nonlinear case where target function can approximate such subtle *teachers* transformations.

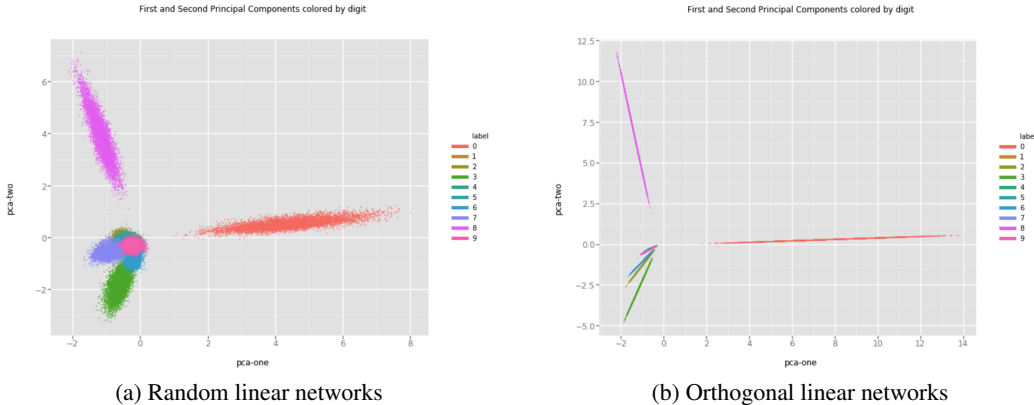


Figure 2: Output of *teacher* by PCA on MNIST dataset

6.2 Experiments and results on MNIST

For experiments on the MNIST dataset, a small number of samples from each of the digits were given to the model, thus the way was always set to 10. After a model was trained on the given samples, accuracy was calculated on the whole official test part of the MNIST dataset for the easier comparison with well-known approaches. Models were trained on the shots of sizes 1, 10, 50, 200, 300. For testing models, we performed no data preprocessing and image augmentation. As a result, a single sample was a flattened representation of the 28×28 grayscale image. We also chose learning rates

between $1e-3$, $1e-4$ and $5e-5$ values. We noticed that large numbers of epochs were not sufficient for the linear setup and chose the total number epochs to be not greater than 10 for all training shots.

Linear distillation approaches were compared with logistic regression and fully connected network. Fully connected network was chosen between configurations of one and two hidden layers of sizes 64, 256 or 1024. Most promising results were reported for each of the shot value. Results comparing the One-To-Many and Bidirectional Distillation models for different number of shots are shown in table 1. In our results it is no surprise that accuracy increased with the size of the training dataset, but it slowed down when the size of the dataset reached the size of about thousand samples.

Table 1: Results on MNIST Dataset

SAMPLES PER CLASS	NAIVE	LOGREG	MLP	O2MD	BIDIRDISTILL
1	0.127	0.316	0.448	0.426	0.436
10	0.777	0.679	0.749	0.801	0.800
50	0.903	0.839	0.881	0.912	0.917
100	0.898	0.870	0.926	0.934	0.871
200	0.942	0.892	0.929	0.953	0.953

An important property of our architecture that is learn fairly quickly, on a small training epochs. The convergence of each student to the teacher is presented in Figure 3, where students are $\{P_{\theta_c}\}_{c=1}^C$, and the teacher is our Q_ϕ network.

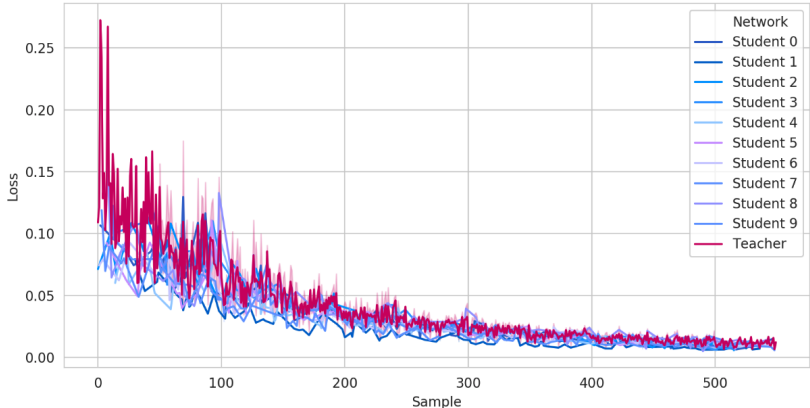


Figure 3: Test loss curve for Bidirectional Distillation model. The model is trained for 10 epochs on MNIST dataset with 5 samples per class

Training a Bidirectional Distillation model and a O2MD version have advantages over the classic deep fully connected network on a small amount of data. Bidirectional training allows much more faster converging to an almost best capabilities of the model after the first epochs, because the *target* pre-trained on *predictors* simplifies training. An example of the training process comparing MLP with two hidden layers and the distillation models is depicted in Figure 4. The y axis shows accuracy on the full test part of the dataset measured after each epoch/sample.

6.3 Experiments and results on Omniglot

The Omniglot dataset consists of 1623 characters from 50 different alphabets, where each of the characters was drawn by 20 different people. Like authors of Matching Networks [28], we augmented existing classes with rotations by multiples of 90 degrees and used 1200 characters from training and the remaining character classes for evaluation. We resized images to the size of 28×28 pixels and obtained the very same model settings as for the previous dataset.

We experimented with different learning rates ($1e-3$, $1e-4$, $1e-5$) and optimizer types (sgd, adam, adadelta) and reported results from most promising configurations. We tested our models on the way N of sizes 3, 5 and 10 with shots m of size 1, 3, 5, and 10. After training on the given $N \cdot m$

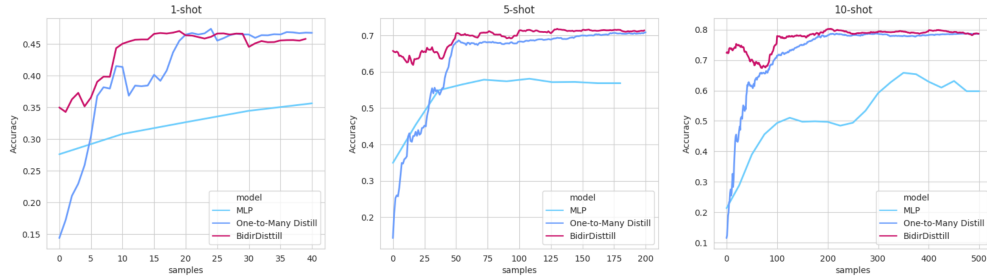


Figure 4: Accuracy curve for the MLP, One-to-Many and Bidirectional Distillation models. The models are trained for 10 epochs on MNIST dataset with 1, 5 and 10 samples per class

samples, we measured the accuracy on the N unseen samples from these N classes (one sample per class). For the One-To-Many and Bidirectional setups, we provided results for 784 and 2000 networks’ output dimensions. To provide unbiased results, we averaged results over 100 independent runs. Results comparing studied models for different number of shots are shown in Table 2.

Table 2: Results on Omniglot Dataset

WAY	SHOT	O2MD		BIDIRDISTILL	
		OUTPUT DIMENSION		OUTPUT DIMENSION	
		784	2000	784	2000
3	1	0.563	0.593	0.566	0.726
	3	0.683	0.720	0.726	0.686
	5	0.800	0.803	0.773	0.760
	10	0.797	0.830	0.780	0.880
5	1	0.428	0.454	0.372	0.420
	3	0.614	0.626	0.560	0.636
	5	0.666	0.674	0.632	0.672
	10	0.806	0.778	0.684	0.736
10	1	0.305	0.342	0.301	0.343
	3	0.480	0.536	0.457	0.491
	5	0.572	0.585	0.526	0.605
	10	0.685	0.689	0.663	0.697

Our model shows acceptable results mainly on a small number of ways. Our model is sensitive to hyperparameters settings, but nevertheless, is able to learn classification with proper configuration.

7 Conclusion and Future Work

In this paper we present an architect based on the several methods of random function distillation using linear networks. The first method is a training of a single network to simulate the behaviour of another on a particular class. The second method is a training of a single network to predict the behavior of many other networks for each class in dataset. Our architecture can be considered through the Bayesian lens too. The motivation for our work was to create an architecture which consists of linear functions capable of classifying on a small dataset. We tested our model on several datasets and showed results comparable to the results of nonlinear models on small amounts of data.

For the Omniglot dataset, we tested our architecture in the few-shot learning paradigm. Our model does not have the key concept of the paradigm to preserve knowledge in the learning process between sub-datasets (episodes). This is an important issue for future research, so the further studies will be focused on using our method in the few-shot tasks on a higher level. There is abundant room for further progress in using distillation as a method of learning, and explore open questions in this area. The development of linear networks is substantial area for further research. In further work, we will explore open questions around linear networks, to fully reveal their potential and capabilities.

8 Acknowledgments

We would like to thank Artem Zhohus for productive discussions.

References

- [1] Jimmy Ba and Rich Caruana. Do deep nets really need to be deep? In *Advances in Neural Information Processing Systems 27: Annual Conference on Neural Information Processing Systems 2014, December 8-13 2014, Montreal, Quebec, Canada*, pages 2654–2662, 2014.
- [2] Alberto Bernacchia, Máté Lengyel, and Guillaume Hennequin. Exact natural gradient in deep linear networks and its application to the nonlinear case. In *Advances in Neural Information Processing Systems 31: Annual Conference on Neural Information Processing Systems 2018, NeurIPS 2018, 3-8 December 2018, Montréal, Canada.*, pages 5945–5954, 2018.
- [3] Yuri Burda, Harrison Edwards, Amos J. Storkey, and Oleg Klimov. Exploration by random network distillation. *CoRR*, abs/1810.12894, 2018.
- [4] Peter A. Businger and Gene H. Golub. Algorithm 358: singular value decomposition of a complex matrix [f1, 4, 5]. *Commun. ACM*, 12(10):564–565, 1969.
- [5] Yinpeng Dong, Fan Bao, Hang Su, and Jun Zhu. Towards interpretable deep neural networks by leveraging adversarial examples. *CoRR*, abs/1901.09035, 2019.
- [6] Tommaso Furlanello, Zachary Chase Lipton, Michael Tschannen, Laurent Itti, and Anima Anandkumar. Born-again neural networks. In *Proceedings of the 35th International Conference on Machine Learning, ICML 2018, Stockholm, Sweden, July 10-15, 2018*, pages 1602–1611, 2018.
- [7] Geoffrey E. Hinton, Oriol Vinyals, and Jeffrey Dean. Distilling the knowledge in a neural network. *CoRR*, abs/1503.02531, 2015.
- [8] Walter Hoffmann. Iterative algorithms for gram-schmidt orthogonalization. *Computing*, 41(4):335–348, 1989.
- [9] Kenji Kawaguchi. Deep learning without poor local minima. In *Advances in Neural Information Processing Systems 29: Annual Conference on Neural Information Processing Systems 2016, December 5-10, 2016, Barcelona, Spain*, pages 586–594, 2016.
- [10] Haihao Lu and Kenji Kawaguchi. Depth creates no bad local minima. *CoRR*, abs/1702.08580, 2017.
- [11] W. James Murdoch, Chandan Singh, Karl Kumbier, Reza Abbasi-Asl, and Bin Yu. Interpretable machine learning: definitions, methods, and applications. *CoRR*, abs/1901.04592, 2019.
- [12] Ian Osband, John Aslanides, and Albin Cassirer. Randomized prior functions for deep reinforcement learning. In *Advances in Neural Information Processing Systems 31: Annual Conference on Neural Information Processing Systems 2018, NeurIPS 2018, 3-8 December 2018, Montréal, Canada.*, pages 8626–8638, 2018.
- [13] Ian Osband, Charles Blundell, Alexander Pritzel, and Benjamin Van Roy. Deep exploration via bootstrapped DQN. In *Advances in Neural Information Processing Systems 29: Annual Conference on Neural Information Processing Systems 2016, December 5-10, 2016, Barcelona, Spain*, pages 4026–4034, 2016.
- [14] Ian Osband and Benjamin Van Roy. Bootstrapped thompson sampling and deep exploration. *CoRR*, abs/1507.00300, 2015.
- [15] Nicolas Papernot, Patrick D. McDaniel, Xi Wu, Somesh Jha, and Ananthram Swami. Distillation as a defense to adversarial perturbations against deep neural networks. In *IEEE Symposium on Security and Privacy, SP 2016, San Jose, CA, USA, May 22-26, 2016*, pages 582–597, 2016.

- [16] Jeffrey Pennington and Pratik Worah. The spectrum of the fisher information matrix of a single-hidden-layer neural network. In *Advances in Neural Information Processing Systems 31: Annual Conference on Neural Information Processing Systems 2018, NeurIPS 2018, 3-8 December 2018, Montréal, Canada.*, pages 5415–5424, 2018.
- [17] Gualtiero Piccinini. The first computational theory of mind and brain: A close look at mcculloch and pitts’s “logical calculus of ideas immanent in nervous activity”. *Synthese*, 141(2):175–215, 2004.
- [18] Marco A. F. Pimentel, David A. Clifton, Lei A. Clifton, and Lionel Tarassenko. A review of novelty detection. *Signal Processing*, 99:215–249, 2014.
- [19] Andrei A. Rusu, Sergio Gomez Colmenarejo, Çağlar Gülçehre, Guillaume Desjardins, James Kirkpatrick, Razvan Pascanu, Volodymyr Mnih, Koray Kavukcuoglu, and Raia Hadsell. Policy distillation. In *4th International Conference on Learning Representations, ICLR 2016, San Juan, Puerto Rico, May 2-4, 2016, Conference Track Proceedings*, 2016.
- [20] Bharat Bhusan Sau and Vineeth N. Balasubramanian. Deep model compression: Distilling knowledge from noisy teachers. *CoRR*, abs/1610.09650, 2016.
- [21] Andrew M. Saxe, James L. McClelland, and Surya Ganguli. Exact solutions to the nonlinear dynamics of learning in deep linear neural networks. In *2nd International Conference on Learning Representations, ICLR 2014, Banff, AB, Canada, April 14-16, 2014, Conference Track Proceedings*, 2014.
- [22] Jun Shu, Zongben Xu, and Deyu Meng. Small sample learning in big data era. *CoRR*, abs/1808.04572, 2018.
- [23] Siva Sivaganesan. An introduction to the bootstrap (bradley efron and robert j. tibshirani). *SIAM Review*, 36(4):677–678, 1994.
- [24] Nitish Srivastava, Geoffrey E. Hinton, Alex Krizhevsky, Ilya Sutskever, and Ruslan Salakhutdinov. Dropout: a simple way to prevent neural networks from overfitting. *Journal of Machine Learning Research*, 15(1):1929–1958, 2014.
- [25] Ilya Sutskever, James Martens, George E. Dahl, and Geoffrey E. Hinton. On the importance of initialization and momentum in deep learning. In *Proceedings of the 30th International Conference on Machine Learning, ICML 2013, Atlanta, GA, USA, 16-21 June 2013*, pages 1139–1147, 2013.
- [26] Sarah Tan, Rich Caruana Lipton, Giles Hooker, Paul Koch, and Albert Gordo. Learning global additive explanations for neural nets using model distillation. In *Workshop at NeurIPS 2018*, 2018.
- [27] Gregor Urban, Krzysztof J. Geras, Samira Ebrahimi Kahou, Özlem Aslan, Shengjie Wang, Abdelrahman Mohamed, Matthai Philipose, Matthew Richardson, and Rich Caruana. Do deep convolutional nets really need to be deep and convolutional? In *5th International Conference on Learning Representations, ICLR 2017, Toulon, France, April 24-26, 2017, Conference Track Proceedings*, 2017.
- [28] Oriol Vinyals, Charles Blundell, Tim Lillicrap, Koray Kavukcuoglu, and Daan Wierstra. Matching networks for one shot learning. In *Advances in Neural Information Processing Systems 29: Annual Conference on Neural Information Processing Systems 2016, December 5-10, 2016, Barcelona, Spain*, pages 3630–3638, 2016.