

A Joint Graph Based Coding Scheme for the Unsourced Random Access Gaussian Channel

Asit Pradhan, Vamsi Amalladinne, Avinash Vem, Krishna R. Narayanan, and Jean-Francois Chamberland
Department of Electrical and Computer Engineering, Texas A&M University

Abstract—This article introduces a novel communication paradigm for the unsourced, uncoordinated Gaussian multiple access problem. The major components of the envisioned framework are as follows. The encoded bits of every message are partitioned into two groups. The first portion is transmitted using a compressive sensing scheme, whereas the second set of bits is conveyed using a multi-user coding scheme. The compressive sensing portion is key in sidestepping some of the challenges posed by the unsourced aspect of the problem. The information afforded by the compressive sensing is employed to create a sparse random multi-access graph conducive to joint decoding. This construction leverages the lessons learned from traditional IDMA into creating low-complexity schemes for the unsourced setting and its inherent randomness. Under joint message-passing decoding, the proposed scheme offers superior performance compared to existing low-complexity alternatives. Findings are supported by numerical simulations.

Index Terms—Communication, unsourced multiple access, joint-Tanner graph, belief propagation, compressive sensing.

I. INTRODUCTION

Recently, there has been a lot of interest in the design of novel access paradigms for uplink data transfers in IoT scenarios [1], [2], [3], [4]. These paradigms envision a network with a very large number of devices, among which only a small subset (whose typical size is on the order of hundreds) are active at any given point in time.

In [1], Polyanskiy poses the unsourced multiple access (unsourced MAC) problem where each active devices wishes to transmit a B -bit message to a central base station and the base station is tasked with recovering the collection of B -bit messages transmitted by the active users, without regard to the identity of the senders. Therein, key finite block length (FBL) achievable bounds are derived for this setting. Since the publication of [1], there has been substantial interest in designing coding and decoding schemes with low complexity (polynomial in the number of message bits and the number of users) that perform close to the FBL bounds.

In [5], Ordentlich and Polyanskiy report that traditional MAC coding schemes like ALOHA and treating interference as noise (TIN) exhibit performance far away from these FBL bounds. They then introduce the first low-complexity algorithm tailored to the unsourced MAC setting. Subsequently, several practical coding schemes were proposed in [6], [7], [8], [9] for the unsourced and uncoordinated MAC. Other related works such as [10] propose coding schemes for the uncoordi-

nated random access channel which are closely related to the unsourced MAC.

In [6], Vem et al. devise a coding scheme which uses a slotted structure. The information bits are encoded into codewords using a combination of compressed sensing and low density parity check (LDPC) codes and these codewords are repeated across several slots. The decoder uses message passing decoding within each slot and uses successive interference cancellation across slots. More recently, in [7], Amalladinne et al. cast the unsourced MAC as a very large-dimensional compressive sensing problem. They then adopt a divide-and-conquer approach to obtain a pragmatic, low-complexity solution. In [8], Fengler et al. propose using the approximate message passing (AMP) algorithm as the inner decoder in combination with the outer decoder found in [7]. This latter scheme represents the current state-of-the-art in terms of error performance.

A. Motivation and Contributions

In this paper, we propose a novel low-complexity solution that outperforms the state-of-the-art in [8]. Our proposed coding scheme is also a substantial enhancement over the scheme in [6]. We list below key features that distinguish our proposed scheme from prior art (details can be found in Section II).

- i. In [6], messages are decoded on a per-slot basis, and copies are then peeled from other slots in the spirit of successive interference cancellation. In contrast, the approach we develop herein avoids the strategy of slotting-and-peeling altogether. A key contribution of this paper is to show that, when carefully designed, a single sparse joint Tanner graph that spans across all transmissions can provide substantial improvement in performance over the schemes in [6], [7], [8].
- ii. The scheme in [6] relies on the existence of codes that achieve FBL capacity at the slot level. As the number of active users increases, the scheme in [6] warrants that the slot length decrease. Designing FBL capacity achieving multi-user LDPC codes for such short block lengths becomes very challenging.
- iii. Our proposed scheme can be interpreted as a sparse version of interleave-division multiple access (IDMA) [11] adapted to the uncoordinated and unsourced MAC by using an additional compressed sensing part. Unlike traditional IDMA, we carefully control the multi-user interference by keeping the transmissions sparse. Such

sparsity is important in ensuring two key advantages: (a) the computational complexity of optimal soft-input soft-output demodulation is kept low, (b) the message passing decoding can perform efficiently for the large number of users and small message block lengths that are of interest in IoT. We derive the corresponding density evolution equations and optimize protograph based LDPC codes. Indeed, in the results section, we show that the proposed approach significantly outperforms traditional IDMA for large number of users.

Throughout, we employ the following notation. we use $[a : b]$ to denote the set of integers from a to b , including end points. Vectors are denoted by underlined symbols.

II. SYSTEM MODEL

Let K_{tot} and K_a denote the total number of users in the network and the number of active users, respectively. Each user has B bits of information (or one of $M := 2^B$ indices) to be encoded and transmitted within a block of N_t uses of the channel. Let $W_i \in [0 : M - 1]$ be a random variable that represents the message index of the i^{th} user and let w_i be a realization of this random variable. We assume that W_i is uniformly distributed over the set $[0 : M - 1]$ and the messages are independent from one another.

The observed signal vector at the receiver corresponding to the N_t channel uses can be written as

$$\underline{y} = \sum_{i=1}^{K_{\text{tot}}} s_i \underline{x}_i(w_i) + \underline{z}, \quad (1)$$

where $\underline{x}_i(w_i) \in \mathbb{R}^{N_t}$ is the signal transmitted by the user i , and the additive noise is characterized by $\underline{z} \sim \mathcal{N}(0, \mathbf{I}_{N_t})$. The Boolean indicator s_i is defined as, $s_i = 1$ if user i is active and $s_i = 0$ otherwise. We impose an average power constraint on the transmitted vectors when taken over all possible message indices, i.e., $\frac{1}{M} \sum_w \|\underline{x}(w)\|^2 \leq N_t P$. The energy-per-bit of the system is defined as $\frac{E_b}{N_0} := \frac{N_t P}{2B}$. The receiver produces an estimate $\mathcal{L}(\underline{y})$ of the list of messages. As in [1], the probability of error is defined by

$$P_e = \max_{|(s_1, \dots, s_{K_{\text{tot}}})|=K_a} \frac{1}{K_a} \sum_{i=1}^{K_{\text{tot}}} s_i \Pr(w_i \notin \mathcal{L}(\underline{y})) \quad (2)$$

where $|\cdot|$ denotes the Hamming weight. The objective is to design a low-complexity encoding and decoding scheme with the least possible $\frac{E_b}{N_0}$ such that $P_e \leq \varepsilon$, where ε is the target error probability.

III. DESCRIPTION OF PROPOSED SCHEME

The overall schematic of the proposed scheme is illustrated in Fig. 1. The parameters of encoding process in an unsourced setting are independent of the user identity. So, our description of the encoding process is solely based on the message index and the encoding process is identical at every active user.

A. Encoder

The encoder for the proposed scheme contains two components: a sensing matrix for a K_a -sparse robust compressed sensing (CS) problem, and a multi-user channel code for the binary-input real-adder multiple-access channel. The N_t channel uses available for communication are split between these two components: N_p channel uses for the compressed sensing part (p denotes preamble) and $N_c := N_t - N_p$ channel uses for the channel coding part. The B bits to be transmitted are also split into two groups of B_p and $B_c := B - B_p$ bits, respectively ($B_p \ll B_c$). For convenience, we define $M_p := 2^{B_p}$ and $M_c := 2^{B_c}$. Also, we denote the preamble and channel coding parts of the message index by w_p and w_c .

For the CS part of the encoding process, we consider a sensing matrix of the form $\mathbf{A} = [\underline{a}_1 \ \underline{a}_2 \ \dots \ \underline{a}_{M_p}] \in \mathbb{R}^{N_p \times M_p}$ normalized to meet the power constraint, i.e. $\|\underline{a}_j\|_2^2 \leq N_p P_1 \ \forall 1 \leq j \leq M_p$. The active user encodes its preamble message w_p into the column \underline{a}_{w_p} of \mathbf{A} .

The channel coding part of the message index w_c is first encoded into an N -bit codeword \underline{v} of an (N, B_c) LDPC code $\mathcal{C}_{\text{LDPC}}$ and modulated using binary phase shift keying (BPSK). The active user employs the many-to-one function $l : [1 : M_p] \rightarrow \{1, 2, \dots, L\}$ to generate an integer $l(w_p)$ based on w_p and the LDPC codeword is repeated $l(w_p)$ times. The vector thus constructed takes the form

$$\underline{v}' = \underbrace{[\underline{v}, \underline{v}, \dots, \underline{v}]}_{l(w_p) \text{ copies}}$$

Vector \underline{v}' is then padded with $N_c - Nl(w_p)$ zeros to generate the N_c length vector

$$\underline{v}'' = [\underline{v}', 0, \dots, 0]$$

and normalized to satisfy the power constraint $\|\underline{v}''\|_2^2 \leq N_t P - N_p P_1$. At this stage, the preamble message w_p is again used to pick an interleaver π_{w_p} for the zero padded codeword \underline{v}'' .

Let $\tilde{\underline{v}}_w$ be the codeword corresponding to message index $w = (w_p, w_c)$. Then, $\tilde{\underline{v}}_w$ is obtained by first permuting the zero-padded codeword \underline{v}'' employing the permutation π_{w_p} and then inserting the w_p^{th} column of the sensing matrix \mathbf{A} at the beginning of the permuted codeword, i.e.,

$$\tilde{\underline{v}}_w = [\underline{a}_{w_p}^T, \pi_{w_p}(\underline{v}'')]. \quad (3)$$

The key idea of the proposed construction is that zero-padding followed by interleaving the codeword \underline{v}' ‘sparsifies’ the transmissions and reduces the interference in each use of the channel significantly, especially when $N \ll N_c$. Specifically, the average channel as seen by the receiver is (approximately) a $\frac{1}{N_c} \sum_{l=1}^L \nu_l Nl$ -user Gaussian MAC rather than a K_a -user Gaussian MAC, where ν_l denotes the fraction of users that employ repetition factor l . This results in a superior performance, and it enables us to design a computationally efficient decoding algorithm.

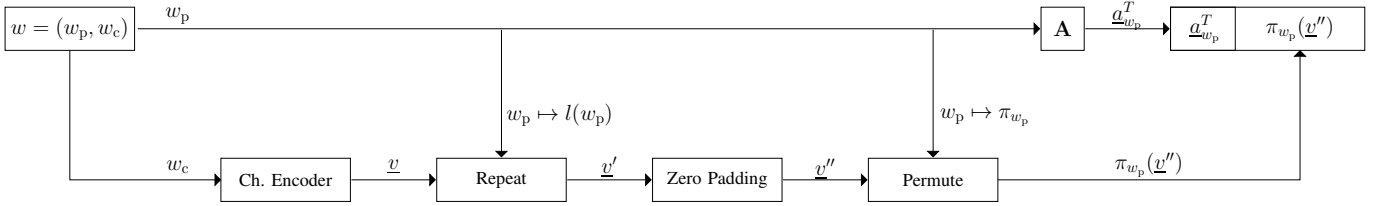


Fig. 1: Schematic of the proposed scheme

B. Decoder

The overall decoder has two components. The compressed sensing decoder recovers the preamble fragments, and concomitantly acquires the set of interleavers and repetition patterns picked by the active users. A low-complexity message passing decoder subsequently recovers the codewords sent over the K_a -user Gaussian multiple access channel.

1) *Compressed Sensing Decoder*: The first N_p received symbols can be written in vector form as

$$\underline{y}_p := \underline{y}[1 : N_p] = \mathbf{A}\underline{b} + \underline{z}[1 : N_p] \quad (4)$$

where $\underline{b} \in \{0, 1\}^{M_p}$ is a K_a -sparse vector whose support indicates the set of transmitted preamble messages. We first run the non-negative least squares algorithm, which yields estimate $\hat{\underline{b}}$ of \underline{b} . Yet, we emphasize that this does not guarantee an output signal of the required sparsity or with elements strictly from the set $\{0, 1\}$ (as we know a priori from the structure of the problem). To address this issue, we sort the candidates and choose the list of the top K_b indices ($K_b \geq K_a$) as the output from the CS decoder.

2) *Message Passing for Gaussian MAC*: The compressed sensing decoder outputs a set of K_b interleavers which is used as input by the message passing decoder. The channel coding part of the received signal can be expressed as

$$\begin{aligned} \underline{y}_c &:= \underline{y}[N_p + 1 : N_t] = \sum_{k=1}^{K_b} \pi_{w_p^k}(\underline{v}''_k) + \underline{z}[N_p + 1 : N_t] \\ &= \sum_{k=1}^{K_a} \pi_{w_p^k}(\underline{v}''_k) + \sum_{k=K_a+1}^{K_b} \pi_{w_p^k}(\underline{0}) + \underline{z}[N_p + 1 : N_t]. \end{aligned}$$

Note that the received signal includes contributions from interleavers that were not employed by any of the K_a active users. The $K_b - K_a$ additional interleavers can be viewed as the ones employed by the fictitious users, each transmitting a zero signal.

For ease of exposition, we describe the message passing rules for $K_b = K_a = 2$. It can be generalized to larger values of K_b , K_a in a straightforward manner. Given the received signal \underline{y}_c the joint BP decoder proceeds iteratively passing messages along the edges of a Tanner graph that represents the coding scheme. Such a Tanner graph and the associated messages that are passed during the decoding are shown in Fig. 2. The nodes marked v , c and $+$ represent variable nodes, check nodes and MAC nodes, respectively. Throughout this section, we use superscript to distinguish between users 1 and

2. The following messages are passed at every iteration along the edges in the Tanner graph.

- $m_{v \rightarrow c}^1(e)$: Messages passed from bit node to check node along edge e of user 1.
- $m_{c \rightarrow v}^1(e)$: Messages passed from variable node to check node along edge e of user 1.
- $m_{v \rightarrow +}^1(e)$: Message passed from variable node of user 1 to MAC node along edge e .
- $m_{+ \rightarrow v}^1(e)$: Message passed from MAC node to variable node of user 1 along edge e .

The messages for user 2 are defined similarly. The rules for message passing are somewhat standard.

Given an edge e between a variable node and a check node, let v_e and c_e denote the variable node and check node connected to e , respectively. Similarly, given an edge e between a variable node and a MAC code, let v_e and $+_e$ denote the variable node and MAC node connected to e , respectively. Let $\mathcal{N}(c_e)$ denote the set of edges connected to check node c_e . Let $\mathcal{N}_c(v_e)$ denote the set of edges that connect the variable node v_e to check nodes. Let $\mathcal{N}_+(v_e)$ denote the set of edges that connect the variable node v_e to MAC nodes. Let $\mathcal{N}(+_e)$ denote the set of edges connected to MAC node $+_e$.

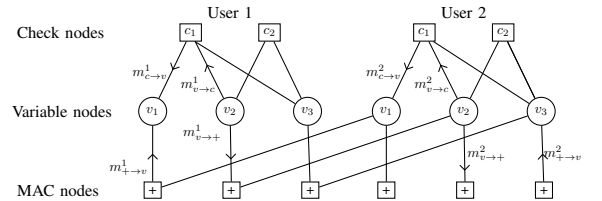


Fig. 2: Tanner graph representation of the coding scheme

At the bit node, we have

$$\begin{aligned} m_{v \rightarrow c}^1(e) &= \sum_{f \in \mathcal{N}_+(v_e)} m_{+ \rightarrow v}^1(f) + \sum_{e_i \in \mathcal{N}_c(v_e) \setminus e} m_{c \rightarrow v}^1(e_i) \\ m_{v \rightarrow +}^1(e) &= \sum_{e_i \in \mathcal{N}_c(v_e)} m_{c \rightarrow v}^1(e_i) + \sum_{f \in \mathcal{N}_+(v_e)} m_{+ \rightarrow v}^1(f). \end{aligned}$$

The LDPC check nodes implement

$$m_{c \rightarrow v}^1(e) = 2 \tanh^{-1} \left(\prod_{e_i \in \mathcal{N}(c_e) \setminus e} \tanh \left(\frac{m_{v \rightarrow c}^1(e_i)}{2} \right) \right).$$

As discussed earlier, the receiver sees a $\frac{1}{N_c} \sum_{l=1}^L \nu_l Nl$ -user Gaussian MAC because of the sparse nature of transmission, which enables the receiver to do optimal demodulation at

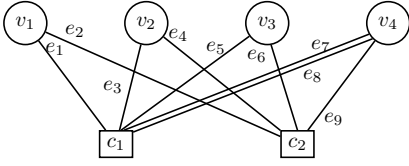


Fig. 3: Example of a protograph

MAC nodes. The message at the MAC node corresponding to the j th use of the channel is updated by

$$m_{+ \rightarrow v}^1(e) = h(m_{v \rightarrow +}^2(f), \underline{y}_c(j)), \quad (5)$$

where $f \in \mathcal{N}(+e) \setminus e$ is the neighboring edge of e at a MAC node and $h(\ell, y; P) = \log \frac{1+e^\ell e^{2(y-\sqrt{P})}}{e^\ell + e^{-2(y+\sqrt{P})}}$. The function $h(\ell, y; P)$ can be viewed as the log-likelihood of variable x_2 when $y = x_1 + x_2 + z$, $x_1, x_2 \in \{\pm\sqrt{P}\}$, the log-likelihood ratio of variable x_1 is known to be ℓ , and $z \sim \mathcal{N}(0, 1)$.

IV. DENSITY EVOLUTION AND CODE CONSTRUCTION

A protograph $\mathcal{G} = (V \cup C, \mathcal{E})$ is a bipartite graph with the bipartition V and C called the set of variable or bit and check nodes, respectively. The set \mathcal{E} of undirected edges specifies the connections between variable nodes in V and check nodes in C . The i th variable node, check node and edge in the protograph are denoted, respectively, by v_i , c_i and e_i . An example of a protograph appears in Fig. 3. An LDPC code can be obtained from the protograph by copy-and-permute operation. Since the codes obtained form a multi-edge-type ensemble with $|\mathcal{E}|$ edge types, density evolution proceeds with $|\mathcal{E}|$ types of messages, one for each edge in the protograph [12].

Let $\nu(x) := \sum_{l=1}^L \nu_l x^l$ denote the repetition degree distribution (d.d.) where ν_l represents the fraction of active users who repeat their codewords l times. This structure induces a degree distribution on the MAC nodes given by $G(x) := \sum_{i=1}^L G_i x^i$, where G_i is the fraction of time instants where i users transmit. When the interleavers in (3) are chosen uniformly at random from the set of all possible interleavers of length N_c , it can be seen that $G_i = \binom{N_c}{i} q^i (1-q)^{N_c-i}$ with $q = \frac{\sum_{l=1}^L \nu_l N_l}{N_c}$. In the limit as N_c grows large, $G(x)$ converges to $\sum_{i=0}^{\infty} \frac{e^{-q}(qx)^i}{i!}$. The edge perspective MAC node degree distribution, denoted by $\gamma(x)$, is given by $G'(x)/G'(1)$.

Next, we introduce notations required to describe the density evolution (DE). Without loss of generality, we consider a coded bit whose value is $+1$. Under the assumption that messages (log-likelihood ratios) along edges are Gaussian with mean $\sigma^2/2$ and variance σ^2 , the mutual information (MI) between the message along an edge and the codeword bit associated with it is given by $J(\sigma)$ [13], which is defined below

$$J(\sigma) = 1 - \int_{-\infty}^{+\infty} \frac{1}{\sqrt{2\pi\sigma^2}} e^{-\frac{(y-\sigma^2/2)^2}{2\sigma^2}} \cdot \log_2(1 + e^{-y}) dy.$$

Note that $(J^{-1}(I))^2$ is the variance of the LLRs when the MI between the message and the corresponding variable is I .

Consider the messages passed along the edges during the t th iteration for a user who repeats its bits l times. Let $I_{v \rightarrow c}^t(e_i, l)$ represent the MI between the message from variable node to check node along the edge type e_i and the associated codeword bit. Similarly, define $I_{c \rightarrow v}^t(e_i, l)$ as the MI between the message along the edge type e_i from check node to variable node and the associated codeword bit. Let $I_{v \rightarrow +}^t(v_i, l)$ denote the MI between the message from variable node v_i to the MAC node and the codeword bit associated with v_i . Let $I_{+ \rightarrow v}^t$ denote the average MI between the message from MAC node to variable node and the associated codeword bit. Let $I_{v \rightarrow +}^t$ denote the average MI between the message from variable nodes to MAC nodes and the codeword bits. Finally, let $I_{\text{APP}}^t(v, l)$ denote the mutual information between the posterior log-likelihood-ratio (LLR) evaluated at variable node v and the associated codeword bit.

Consider a MAC node with two users and BPSK modulation without additive noise. Let σ^2 be the variance of *a priori* (incoming) LLRs at the MAC node. We assume that a MAC node performs soft interference cancellation and that the remaining interference at the MAC node is Gaussian. Let $\phi(\sigma)$ denote the minimum mean squared error in the estimate of a variable after soft interference cancellation. Then, $\phi(\sigma)$ is given by [14]

$$\phi(\sigma) = 1 - \int_{-\infty}^{\infty} \frac{e^{-\frac{y^2}{2}}}{\sqrt{2\pi}} \tanh\left(\frac{\sigma^2}{4} - \frac{\sigma}{2}y\right) dy.$$

For a user whose codeword is repeated l times, we start the density evolution recursion by initializing $I_{v \rightarrow +}^0$ to zero.

$$I_{+ \rightarrow v}^t = \sum_k \gamma_k J\left(\frac{2}{\sqrt{\sigma_n^2 + (\sigma_{I,k}^t)^2}}\right), \quad (6)$$

where $(\sigma_{I,k}^t)^2$ is given by [14],

$$(\sigma_{I,k}^t)^2 = (k-1)\phi(J^{-1}(I_{v \rightarrow +}^{t-1})).$$

$$I_{v \rightarrow c}^t(e, l) = J\left(\sqrt{\sum_{e_i \in \mathcal{N}_c(v_e) \setminus e} [J^{-1}(I_{c \rightarrow v}^t(e_i, l))]^2 + l[J^{-1}(I_{+ \rightarrow v}^t)]^2}\right). \quad (7)$$

$$I_{c \rightarrow v}^t(e, l) = 1 - J\left(\sqrt{\sum_{e_i \in \mathcal{N}(c_e) \setminus e} [J^{-1}(1 - I_{v \rightarrow c}^t(e_i, l))]^2}\right). \quad (8)$$

$$I_{v \rightarrow +}^t(v_i, l) = J\left(\sqrt{(l-1)[J^{-1}(I_{+ \rightarrow v}^t)]^2 + \sum_{e \in \mathcal{N}_v(v_i)} [J^{-1}(I_{c \rightarrow v}^t(e, l))]^2}\right).$$

$$I_{v \rightarrow +}^t(l) = \frac{1}{|V|} \sum_i I_{v \rightarrow +}^t(v_i, l),$$

where $|V|$ is the number the number of variable nodes in the protograph.

$$I_{v \rightarrow +}^t = \sum_{l=1}^L \nu_l I_{v \rightarrow +}^t(l). \quad (9)$$

$$I_{\text{APP}}(v_i, l) = J \left(\sqrt{\sum_{e \in \mathcal{N}_v(v_i)} [J^{-1}(I_{c \rightarrow v}^t(e))]^2 + [J^{-1}(I_{v \rightarrow +}^t(v_i, l))]^2} \right). \quad (10)$$

Density evolution threshold is defined as the minimum E_b/N_0 for which $I_{\text{APP}}(v_i, u_l) \rightarrow 1$, as $t \rightarrow \infty$, for all v_i and $l \in \{1, 2, \dots, L\}$.

We use differential evolution [15] to optimize the protographs and $\nu(x)$ by using the density evolution threshold as the cost function. We lift optimized protographs to codes using the progressive edge growth algorithm. Even though DE thresholds are meaningful benchmarks only for asymptotic lengths, nevertheless designing codes based on DE thresholds offers a principled way to optimize the performance of our system. Simulation results will show that this approach is efficient even for short block lengths.

V. NUMERICAL RESULTS

The parameters we select for our numerical study are,

- Number of bits each user intends to transmit $B = 100$
- Total number of channel uses $N_t = 30000$
- Total number of active users $K_a \in [25 : 300]$
- Maximum per user error probability $P_e \leq \varepsilon = 0.05$.

These value are chosen to match the parameters employed in [5] for ease of comparison.

We fix $B_p = 15$ and $N_p = 2000$. The sensing matrix for the CS encoder is constructed as follows. We pick $N_p/2$ rows uniformly at random from the discrete Fourier transform (DFT) matrix of dimension M_p . The real and imaginary parts of each row are then stacked to form a $N_p \times M_p$ real sensing matrix \mathbf{A} ; entries are normalized to meet the power constraint. This then yields the parameters for the channel coding part, with $B_c = 85$ and $N_c = 28000$.

For a fixed value of K_a , computing the required SNR involves solving the optimization problem

$$\frac{E_b}{N_0} = \min_{P_1, P_2, K_b} \frac{N_p P_1 + N_c P_2}{2B} \quad (11)$$

$$\text{such that } \Pr(\mathcal{E} | P_1, P_2, K_b) \leq \varepsilon. \quad (12)$$

Number of Users	25 – 125	150 – 200	225 – 300
Rate	0.125	0.25	0.4

TABLE I: Code rates corresponding to number of active users

The proposed scheme is evaluated as follows. For each $K_a \in \{25, 50, \dots, 300\}$, we use the optimization procedure described in Section IV to optimize the protograph for the LDPC code and the repetition d.d. $\nu(x)$. The function $g(w_p)$

is then chosen to induce this degree distribution. Although, we need to solve the optimization problem in (11) to achieve the optimal SNR, this is computationally complex with the parameters space being huge. Using simulations, we found $K_b = 110$ to be a suitable choice for $K_a = 100$, and thus we fix $K_b = \lceil 1.1K_a \rceil$. With K_b fixed, we sweep over all possible combinations of P_1, P_2 in a two-dimensional grid of SNR values, with a resolution of 0.5 dB in each dimension, for the compressed sensing and the channel coding components. We emphasize that this only results in an approximate solution to the above optimization problem.

The rate of the protograph LDPC code has a significant effect on the required E_b/N_0 for a fixed value of K_a . For different rates, the minimum E_b/N_0 required to achieve a probability error of 0.05 is plotted in Fig. 4 as a function of number of users. It can be seen that the optimal rate changes with the number of active users K_a . For example, for $P_e = 0.05$ and $K_a = 125$, an E_b/N_0 of 2.47 dB is required if a LDPC rate-0.125 code and $\nu(x) = x^2$ is used, whereas an E_b/N_0 of 3.24 dB is required if a rate-0.4 LDPC code with the same repetition pattern is employed. For a fixed number of users, we choose the rate through simulations to minimize the E_b/N_0 required to achieve a target probability of error.

In Fig. 5, performance of the scheme developed herein is compared to the existing schemes. Rates of LDPC codes used for each value of K_a are given in Table I. In the simulation of proposed scheme, repetition pattern x^2 is used for all values of K_a . The obtained simulation results show that the proposed scheme performs better than existing alternatives. For example, at $K_a = 175$, the proposed scheme outperforms the scheme in [8] by 1.5 dB. Performance can be further improved by using irregular repetition patterns across users. In Fig. 5, the red circles indicate the E_b/N_0 required when optimized repetition d.d. given in Table II is used. A small improvement of about 0.2 dB results from using irregular repetition d.d.

We now present a comparison with conventional IDMA. Prior work has shown that IDMA is very effective when the number of users are small (less than 25-30) and block lengths (user bits) are relative large [11] and [16]. Designing very low rate iteratively-decodable multi-user codes (rate-1/300) with short block lengths and for a large number of users is a significant challenge that renders conventional IDMA inefficient for the block lengths and number of users considered in this paper. It is known that for the single user channel, generalized LDPC codes with Hadamard codes as check nodes (GHLDP codes) can provide close-to-capacity performance at very low rates [17]. Motivated by this result, we tried to design rate-1/300 GHLDP protograph codes for a multi-user channel using differential evolution; however, the optimization procedure did not iterate beyond initial population and the density evolution thresholds were poor. A better rate-1/300 code for IDMA was obtained by repeating each coded bit of a rate-1/4 LDPC code 75 times. The minimum E_b/N_0 required to achieve a probability error of 0.05 for this code is plotted in Fig. 6. It can be seen that there is a significant gap between FBL and the performance of conventional IDMA and it can

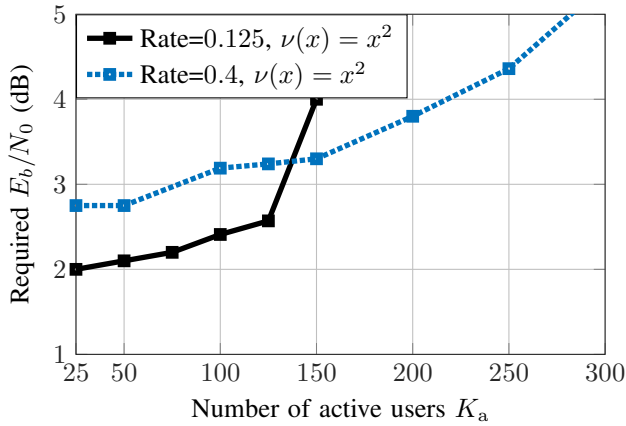


Fig. 4: Minimum E_b/N_0 required as a function of number of users and codes used by each user

Number of Users	Repetition pattern $\nu(x)$	Rate
225	$0.12x + 0.88x^2$	0.4
275	$0.18x + 0.82x^2$	0.4
300	$0.18x + 0.82x^2$	0.4

TABLE II: Repetition patterns and code rates corresponding to number of active users

be seen that conventional IDMA scales very poorly with the number of users. Our proposed scheme circumvents this code design bottleneck by sparsifying the transmissions and controlling the interference and it provides significant performance improvement at low complexity for a large number of users. It is an interesting open problem to determine if there are other codes of rate-1/300 codes that could work well with conventional IDMA and without sparse repetition even for a large number of users; but it is left for future work.

REFERENCES

- [1] Y. Polyanskiy, "A perspective on massive random-access," in *Proc. Int. Symp. on Information Theory*, pp. 2523–2527, 2017.
- [2] X. Chen, T.-Y. Chen, and D. Guo, "Capacity of Gaussian many-access channels," *IEEE Trans. Inform. Theory*, vol. 63, no. 6, pp. 3516–3539, 2017.

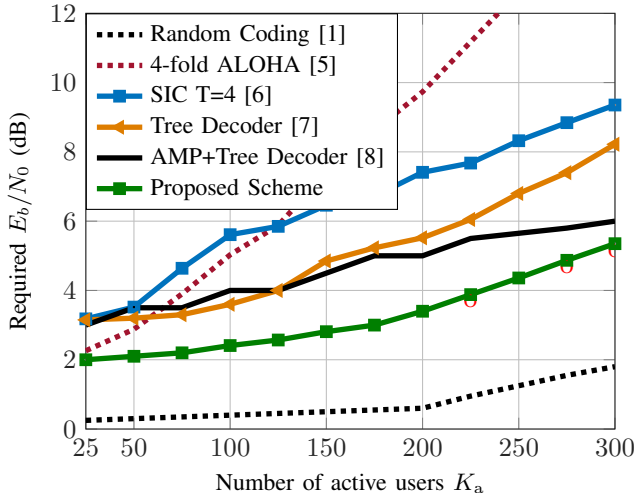


Fig. 5: Minimum E_b/N_0 required vs. number of users.

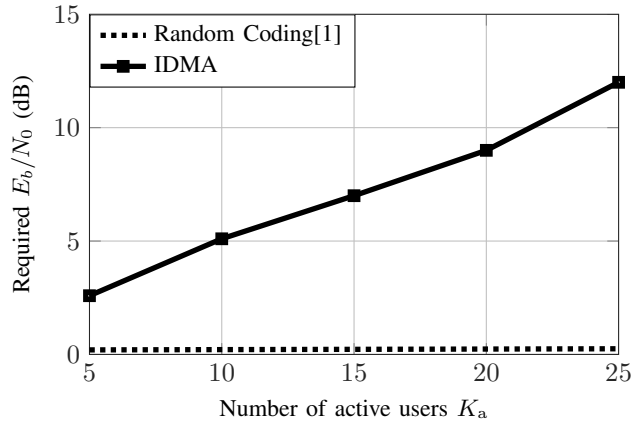


Fig. 6: Minimum E_b/N_0 required vs. no. of users for IDMA

- [3] G. Liva, "Graph-based analysis and optimization of contention resolution diversity slotted ALOHA," *IEEE Trans. on Commun.*, vol. 59, no. 2, pp. 477–487, 2011.
- [4] E. Paolini, C. Stefanovic, G. Liva, and P. Popovski, "Coded random access: applying codes on graphs to design random access protocols," *IEEE Communications Magazine*, vol. 53, no. 6, pp. 144–150, 2015.
- [5] O. Ordentlich and Y. Polyanskiy, "Low complexity schemes for the random access Gaussian channel," in *Proc. Int. Symp. on Information Theory*, pp. 2528–2532, 2017.
- [6] A. Vem, K. R. Narayanan, J. Cheng, and J.-F. Chamberland, "A user-independent serial interference cancellation based coding scheme for the unsourced random access Gaussian channel," in *Proc. Information Theory Workshop (ITW), 2017 IEEE*, pp. 121–125, IEEE, 2017.
- [7] V. K. Amalladinne, A. Vem, D. K. Soma, K. R. Narayanan, and J.-F. Chamberland, "A coupled compressive sensing scheme for uncoordinated multiple access," *arXiv preprint arXiv:1809.04745*, 2018.
- [8] A. Fengler, P. Jung, and G. Caire, "SPARCs for unsourced random access," *arXiv preprint arXiv:1809.04745*, 2018.
- [9] R. Calderbank and A. Thompson, "Chirrup: a practical algorithm for unsourced multiple access," *arXiv preprint arXiv:1811.00879*, 2018.
- [10] J. Goseling, Č. Stefanović, and P. Popovski, "Sign-compute-resolve for tree splitting random access," *IEEE Transactions on Information Theory*, vol. 64, no. 7, pp. 5261–5276, 2018.
- [11] L. Ping, L. Liu, K. Wu, and W. K. Leung, "Interleave division multiple-access," *IEEE Trans. on Wireless Comm.*, vol. 5, no. 4, pp. 938–947, 2006.
- [12] T. Richardson and R. Urbanke, *Modern Coding Theory*. Cambridge University Press, 2008.
- [13] G. Liva and M. Chiani, "Protograph LDPC code design based on EXIT chart analysis," in *Proc. IEEE GLOBECOM*, 2007.
- [14] D. Guo, S. Shamai, and S. Verdú, "Mutual information and minimum mean-square error in Gaussian channels," *IEEE Trans. Inform. Theory*, vol. 51, pp. 1261–1282, April 2005.
- [15] R. Storn and K. Price, "Differential evolution—a simple and efficient heuristic for global optimization over continuous spaces," *Journal of Global Optimization*, vol. 11, pp. 341–359, 1997.
- [16] X. Wang, S. Cammerer, and S. T. Brink, "Near gaussian multiple access channel capacity detection and decoding," in *Proc. IEEE 10th International Symposium on Turbo Codes Iterative Information Processing (ISTC)*, Dec 2018.
- [17] G. Yue, L. Ping, and X. Wang, "Generalized low-density parity-check codes based on Hadamard constraints," *IEEE Transactions on Information Theory*, vol. 53, pp. 1058–1079, March 2007.