

ADASS: Adaptive Sample Selection for Training Acceleration

Shen-Yi Zhao

Hao Gao

Wu-Jun Li

*Department of Computer Science and Technology
Nanjing University, China*

ZHAOSY@LAMDA.NJU.EDU.CN

GAOH@LAMDA.NJU.EDU.CN

LIWUJUN@NJU.EDU.CN

Abstract

Stochastic gradient decent (SGD) and its variants, including some accelerated variants, have become popular for training in machine learning. However, in all existing SGD and its variants, the sample size in each iteration (epoch) of training is the same as the size of the full training set. In this paper, we propose a new method, called adaptive sample selection (ADASS), for training acceleration. During different epoches of training, ADASS only need to visit different training subsets which are adaptively selected from the full training set according to the Lipschitz constants of the loss functions on samples. It means that in ADASS the sample size in each epoch of training can be smaller than the size of the full training set, by discarding some samples. ADASS can be seamlessly integrated with existing optimization methods, such as SGD and momentum SGD, for training acceleration. Theoretical results show that the learning accuracy of ADASS is comparable to that of counterparts with full training set. Furthermore, empirical results on both shallow models and deep models also show that ADASS can accelerate the training process of existing methods without sacrificing accuracy.

Keywords: Optimization, Sample selection, Lipschitz constant.

1. Introduction

Many machine learning models can be formulated as the following empirical risk minimization problem:

$$\min_{\mathbf{w}} f(\mathbf{w}) := \sum_{i=1}^n f_i(\mathbf{w}), \quad (1)$$

where \mathbf{w} is the parameter to learn, $f_i(\mathbf{w})$ corresponds to the loss on the i th training sample, and n is the total number of training samples.

With the rapid growth of data in real applications, stochastic optimization methods have become more popular than batch ones to solve the problem in (1). The most popular stochastic optimization method is stochastic gradient decent (SGD) (Zhang, 2004; Xiao, 2009; Bottou, 2010; Duchi et al., 2010). One practical way to adopt SGD for learning is the so-called Epoch-SGD (Hazan and Kale, 2014) in Algorithm 1, which has been widely used by mainstream machine learning platforms like Pytorch and TensorFlow. In each outer iteration (also called epoch) of Algorithm 1, Epoch-SGD first samples a sequence

$\{i_1, i_2, \dots, i_n\}$ from $\{1, 2, \dots, n\}$ according to a distribution p_t defined on the full training set. A typical distribution is the uniform distribution. We can also set the sequence to be a permutation of $\{1, 2, \dots, n\}$ (Tseng, 1998). In the inner iteration, the stochastic gradients computed based on the sampled sequence will be used to update the parameter. The mini-batch size is one in the inner iteration of Algorithm 1. In real applications, larger mini-batch size can also be used. After the inner iteration is completed, Epoch-SGD adjusts the step size to guarantee that $\{\eta_t\}$ is a non-increasing sequence. In general, we take $\eta_{t+1} = \alpha\eta_t, \alpha \in (0, 1)$. Although many theoretical results suggest \mathbf{w}_{t+1} to be the average of $\{\mathbf{u}_m\}$, we usually take the last one \mathbf{u}_n to be the initialization of the next outer iteration.

Algorithm 1 Epoch-SGD

```

1: Initialization:  $\mathbf{w}_1, \eta_1 > 0$ ;
2: for  $t = 1, 2, \dots, T$  do
3:   Let  $\{i_1, i_2, \dots, i_n\}$  be a sequence sampled from  $\{1, 2, \dots, n\}$  according to a distribution  $p_t$  defined on the full training set;
4:    $\mathbf{u}_0 = \mathbf{w}_t$ ;
5:   for  $m = 1, 2, \dots, n$  do
6:      $\mathbf{u}_m = \mathbf{u}_{m-1} - \eta_t \nabla f_{i_m}(\mathbf{u}_{m-1})$ ;
7:   end for
8:    $\mathbf{w}_{t+1} = \mathbf{u}_n$ ;
9:   Adjust step size to get  $\eta_{t+1}$ ;
10: end for

```

To further accelerate Epoch-SGD in Algorithm 1, three main categories of methods have recently been proposed. The first category is to adopt momentum, Adam or Nesterov’s acceleration (Nesterov, 2007; Leen and Orr, 1993; Tseng, 1998; Lan, 2012; Kingma and Ba, 2014; Ghadimi and Lan, 2016; Allen-Zhu, 2018) to modify the update rule of SGD in Line 6 of Algorithm 1. This category of methods has faster convergence rate than SGD when t is small, and empirical results show that these methods are more stable than SGD. However, due to the variance of $\nabla f_{i_m}(\cdot)$, the convergence rate of these methods is the same as that in SGD when t is large.

The second category is to design new stochastic gradients to replace $\nabla f_{i_m}(\cdot)$ in the inner iteration of Algorithm 1 such that the variance in the stochastic gradients can be reduced (Johnson and Zhang, 2013; Shalev-Shwartz and Zhang, 2013; Nitanda, 2014; Shalev-Shwartz and Zhang, 2014; Defazio et al., 2014; Schmidt et al., 2017). Representative methods include SAG (Schmidt et al., 2017) and SVRG (Johnson and Zhang, 2013). These methods can achieve faster convergence rate than vanilla SGD in most cases. However, the faster convergence of these methods are typically based on a smooth assumption for the objective function, which might not be satisfied in real problems. Another disadvantage of these methods is that they usually need extra memory cost and computation cost to get the stochastic gradients.

The third category is the importance sampling based methods, which try to design the distribution p_t (Zhao and Zhang, 2015; Csiba et al., 2015; Namkoong et al., 2017; Katharopoulos and Fleuret, 2018; Borsos et al., 2018). With properly designed distribution p_t , these methods can also reduce the variance of $\nabla f_{i_m}(\cdot)$ and hence achieve faster con-

vergence rate than SGD. (Zhao and Zhang, 2015) designs a distribution according to the global Lipschitz or smoothness. The distribution is firstly calculated based on the training set and then is fixed during the whole training process. (Csiba et al., 2015; Namkoong et al., 2017) proposes an adaptive distribution which will change in each epoch. (Borsos et al., 2018) adopts online optimization to get the adaptive distribution. There also exist some other heuristic importance sampling methods (Shrivastava et al., 2016; Lin et al., 2017), which mainly focus on training samples with large loss (hard examples) and set the weight of samples with small loss to be small or 0.

One shortcoming of SGD and its variants, including the accelerated variants introduced above, is that the sample size in each iteration (epoch) of training is the same as the size of the full training set. This can also be observed in Algorithm 1, where a sequence of n indices must be sampled from $\{1, 2, \dots, n\}$. Even for the importance sampling based methods, each sample in the full training set has possibility to be sampled in each outer iteration (epoch) and hence no samples can be discarded during training.

In this paper, we propose a new method, called adaptive sample selection (ADASS), to solve the above shortcoming of existing SGD and its variants. The contributions of ADASS are outlined as follows:

- During different epoches of training, ADASS only need to visit different training subsets which are adaptively selected from the full training set according to the Lipschitz constants of the loss functions on samples. It means that in ADASS the sample size in each epoch of training can be smaller than the size of the full training set, by discarding some samples.
- ADASS can be seamlessly integrated with existing optimization methods, such as SGD and momentum SGD, for training acceleration.
- Theoretical results show that the learning accuracy of ADASS is comparable to that of counterparts with full training set.
- Empirical results on both shallow models and deep models also show that ADASS can accelerate the training process of existing methods without sacrificing accuracy.

Notation: We use boldface lowercase letters like \mathbf{a} to denote vectors, and use boldface uppercase letters like \mathbf{A} to denote matrices. \mathbf{w}^* denotes the optimum of \mathbf{w} in (1) and $\|\cdot\|$ denotes L_2 norm. $[n] = \{1, 2, \dots, n\}$, $B(\mathbf{w}, r) = \{\mathbf{w}' | \|\mathbf{w}' - \mathbf{w}\| \leq r\}$, $\mathbf{e}_i = (0, \dots, 1, \dots, 0)^T \in \mathbb{R}^n$ with the i th element being 1 and others being 0. One epoch means that the algorithm passes through the selected training samples once.

2. A Simple Case: Least Square

We first adopt least square to give some hints for designing effective sample selection strategies, because least square is a simple model with closed-form solution.

Given a training set $\{(\mathbf{x}_i, y_i)\}_{i=1}^n$, where $\mathbf{x}_i \in \mathbb{R}^d$ and $y_i \in \mathbb{R}$. Least square tries to optimize the following objective function:

$$\min_{\mathbf{w}} f(\mathbf{w}) := \frac{1}{2} \sum_{i=1}^n (y_i - \mathbf{x}_i^T \mathbf{w})^2. \quad (2)$$

For convenience, let $\mathbf{X} = (\mathbf{x}_1, \mathbf{x}_2, \dots, \mathbf{x}_n) \in \mathbb{R}^{d \times n}$, $\mathbf{y} = (y_1, y_2, \dots, y_n)^T \in \mathbb{R}^{n \times 1}$. Furthermore, we assume $\text{rank}(\mathbf{X}\mathbf{X}^T) = d$, which is generally satisfied when $n \gg d$. Then, the optimal parameter \mathbf{w}^* of (2) can be directly computed as follows:

$$\mathbf{w}^* = (\mathbf{X}\mathbf{X}^T)^{-1}\mathbf{X}\mathbf{y}. \quad (3)$$

Let $\{i_1, i_2, \dots, i_m\}$ be a permutation of $\{1, 2, \dots, n\}$, and $\mathbf{A} = (\mathbf{e}_{i_1}, \mathbf{e}_{i_2}, \dots, \mathbf{e}_{i_m}) \in \mathbb{R}^{n \times m}$. Then, $\mathbf{X}_1 = \mathbf{X}\mathbf{A}$ and $\mathbf{y}_1 = \mathbf{A}^T\mathbf{y}$ denote the features and supervised information of the m selected samples indexed by $\{i_1, i_2, \dots, i_m\}$. For simplicity, we assume $\text{rank}(\mathbf{X}\mathbf{A}\mathbf{A}^T\mathbf{X}^T) = d$. Then it is easy to get that

$$\begin{aligned} \mathbf{w}_1 &= \arg \min_{\mathbf{w}} \sum_{k=1}^m (y_{i_k} - \mathbf{x}_{i_k}^T \mathbf{w})^2 \\ &= (\mathbf{X}_1\mathbf{X}_1^T)^{-1}\mathbf{X}_1\mathbf{y}_1 \\ &= (\mathbf{X}\mathbf{A}\mathbf{A}^T\mathbf{X}^T)^{-1}\mathbf{X}\mathbf{A}\mathbf{A}^T\mathbf{y}. \end{aligned} \quad (4)$$

We are interested in the difference between \mathbf{w}^* and \mathbf{w}_1 . If the difference is very small, it means that we can use less training samples to estimate \mathbf{w} . We have the following lemma about the relationship between \mathbf{w}^* and \mathbf{w}_1 .

Lemma 1 \mathbf{w}^* and \mathbf{w}_1 satisfy the following equation:

$$(\mathbf{X}\mathbf{A}\mathbf{A}^T\mathbf{X}^T)(\mathbf{w}^* - \mathbf{w}_1) = \mathbf{X}(\mathbf{I} - \mathbf{A}\mathbf{A}^T)(\mathbf{y} - \mathbf{X}^T\mathbf{w}^*).$$

Let $f_i(\mathbf{w}) = \frac{1}{2}(y_i - \mathbf{x}_i^T \mathbf{w})^2$. Based on Lemma 1, we can get the following corollary.

Corollary 2 Assume $\forall i, \|\nabla f_i(\mathbf{w}^*)\| \leq L_i, \|\mathbf{x}_i\| \leq a$. Let $\{i_1, i_2, \dots, i_n\}$ be a permutation of $\{1, 2, \dots, n\}$, and $\mathbf{P}_m = (\mathbf{e}_{i_1}, \mathbf{e}_{i_2}, \dots, \mathbf{e}_{i_m}) \in \mathbb{R}^{n \times m}$. If $\exists m_0$ such that $\text{rank}(\mathbf{X}\mathbf{P}_{m_0}\mathbf{P}_{m_0}^T\mathbf{X}^T) = d$ with the smallest eigenvalue $b > 0$, when $m \geq m_0$, we have

$$\begin{aligned} \|\mathbf{w}^* - \mathbf{w}_1\|^2 &\leq (na^2/b^2) \sum_{k=m+1}^n f_{i_k}(\mathbf{w}^*) \\ \|\mathbf{w}^* - \mathbf{w}_1\|^2 &\leq (1/b^2) \left(\sum_{k=m+1}^n L_i \right)^2 \end{aligned}$$

Here, L_i actually corresponds to the Lipschitz constant of $f_i(\mathbf{w})$ around \mathbf{w}^* . We call the bound of the first inequality in Corollary 2 *loss bound* because it is related to the loss on the samples. And we call the bound of the second inequality in Corollary 2 *Lipschitz bound* because it is related to the Lipschitz constants of the loss functions on the samples. We can find that in both loss bound and Lipschitz bound, the terms on the righthand side of the two inequalities correspond to those discarded (un-selected) training samples indexed by i_{m+1}, \dots, i_n . Corollary 2 gives us a hint that in least square, to make the gap between \mathbf{w}^* and \mathbf{w}_1 as small as possible, we should discard $n - m$ training samples with the smallest losses or smallest Lipschitz constants. That means we should select m training samples with the largest losses or largest Lipschitz constants.

We design an experiment to further illustrate the results in Corollary 2. The feature \mathbf{x}_i is constructed from three different distributions: uniform distribution $\mathcal{U}(0, 1)$, gaussian distribution $\mathcal{N}(0, 1)$ and binomial distribution $\mathcal{B}(10, 0.3)$. The corresponding y_i is got by a linear transformation on \mathbf{x}_i with a small gaussian noise. We compare three sample selection criterions: *Lipschitz criterion* according to Lipschitz bound, *loss criterion* according to loss bound, and *random criterion* with which m samples are randomly selected. The result is shown in Figure 1, in which the y-axis denotes $\|\mathbf{w}^* - \mathbf{w}_1\|$ and the x-axis denotes the sampling ratio m/n . We can find that both Lipschitz criterion and loss criterion achieve better performance than random criterion, for estimating \mathbf{w}^* with a subset of samples.

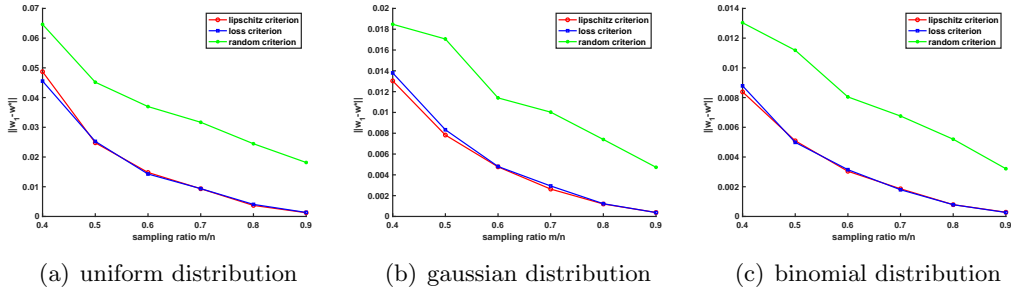


Figure 1: Empirical illustration to compare different sample section criterions for least square.

3. Deep Analysis of Sample Selection Criterions

Based on the results of Corollary 2 about least square, it seems that both loss and Lipschitz constant can be adopted as criterions for sample selection. In this section, we give deep analysis about these two criterions and find that for general cases Lipschitz constant can be used for sample selection but loss cannot.

3.1 Loss based Sample Selection

Based on the loss criterion, in each iteration, the algorithm will select samples with the largest loss at current \mathbf{w} and learn with these selected samples to update \mathbf{w} . Intuitively, if the loss $f_i(\mathbf{w})$ is large, it means the model has not fitted the i th sample good enough and this sample need to be trained again.

Unfortunately, the loss based sample selection cannot theoretically guarantee the convergence of the learning procedure. We can give a negative example as follows: let $n = 2$, $f_1(w) = 1.5w$, $f_2(w) = -w + 2$, $w \in [0, 1]$, $m = 1$. If we start from $w_0 = 0$, then we will get $w_1 = 1$, $w_2 = 0$, $w_3 = 1, \dots$. It means $\{w_t\}$ is a divergent sequence. In fact, even \mathbf{w}_{t+1} minimizes $\sum_{i \in S_t} f_i(\mathbf{w})$ where S_t is the m selected samples with the largest loss at the t th iteration, it can also make the other un-selected sample loss functions increase.

The loss criterion has another disadvantage. Let $\epsilon = (\epsilon_1, \epsilon_2, \dots, \epsilon_n)$, and define

$$g_\epsilon(\mathbf{w}) = \sum_{i=1}^n (f_i(\mathbf{w}) + \epsilon_i).$$

The ϵ can be treated as some unknown noise. It is easy to find that $\forall \epsilon \in \mathbb{R}^n$, minimizing $g_\epsilon(\mathbf{w})$ is equivalent to minimizing $f(\mathbf{w})$. However, ϵ can disrupt the samples in S_t seriously. In Figure 1, it is possible to design suitable ϵ to make the blue line be the same as the green line. Hence, the loss criterion is also not robust for sample selection.

3.2 Lipschitz Constant based Sample Selection

In this subsection, we theoretically prove that Lipschitz constant is a good criterion for sample selection.

Definition 3 Assume $r > 0, \zeta < 1$. Let $f(\mathbf{w}) = \phi(\mathbf{w}) + \psi(\mathbf{w})$. We say $\psi(\cdot)$ is ζ -insignificant on $B(\mathbf{w}_0, r)$ if

$$\psi(\tilde{\mathbf{w}}_0^{(\phi)}) - \psi(\mathbf{w}_0) \leq \zeta(\phi(\mathbf{w}_0) - \phi(\tilde{\mathbf{w}}_0^{(\phi)})), \quad (5)$$

where $\tilde{\mathbf{w}}_0^{(\phi)} = \arg \min_{\mathbf{w} \in B(\mathbf{w}_0, r)} \phi(\mathbf{w})$.

This definition can be explained as follows. Inspired by the empirical result in Section 2 and the negative example in Section 3.1, we realize that the selected samples can only be used on a local region. So the definition above focuses on the local region $B(\mathbf{w}_0, r)$. The right side of (5) denotes the decreased value of $\phi(\mathbf{w})$, and the left side is the increased value of $\psi(\mathbf{w})$. Mathematically, if $\psi(\cdot)$ is ζ -insignificant on $B(\mathbf{w}_0, r)$, we can obtain

$$\begin{aligned} f(\tilde{\mathbf{w}}_0^{(\phi)}) &= \phi(\tilde{\mathbf{w}}_0^{(\phi)}) + \psi(\tilde{\mathbf{w}}_0^{(\phi)}) \\ &= \phi(\mathbf{w}_0) + \phi(\tilde{\mathbf{w}}_0^{(\phi)}) - \phi(\mathbf{w}_0) + \psi(\tilde{\mathbf{w}}_0^{(\phi)}) \\ &\leq \phi(\mathbf{w}_0) + \phi(\tilde{\mathbf{w}}_0^{(\phi)}) - \phi(\mathbf{w}_0) + \psi(\mathbf{w}_0) \\ &\quad + \zeta(\phi(\mathbf{w}_0) - \phi(\tilde{\mathbf{w}}_0^{(\phi)})) \\ &= f(\mathbf{w}_0) - (1 - \zeta)(\phi(\mathbf{w}_0) - \phi(\tilde{\mathbf{w}}_0^{(\phi)})). \end{aligned} \quad (6)$$

Since $\zeta < 1$, the above equation implies that with initialization \mathbf{w}_0 , we can make $f(\mathbf{w})$ decrease by minimizing $\phi(\mathbf{w})$ on the local region. So when we optimize $f(\mathbf{w})$ on a local region, $\phi(\mathbf{w})$ plays a leading role, and $\psi(\mathbf{w})$ has insignificant effect and subsequently can be discarded.

One trivial decomposition of $f(\mathbf{w})$ is $\phi(\mathbf{w}) = \rho f(\mathbf{w}), \psi(\mathbf{w}) = (1 - \rho)f(\mathbf{w})$, where $\rho \in (0, 1)$. Then for any $\mathbf{w}, r > 0$, $\psi(\cdot)$ is $\frac{\rho-1}{\rho}$ -insignificant on $B(\mathbf{w}, r)$. In the following content, we will design a non-trivial decomposition of $f(\mathbf{w})$ to facilitate sample selection. First, we give the following assumptions.

Assumption 1 (Local Lipschitz continuous) $\forall \mathbf{w} \in \mathbb{R}^d, r > 0$, there exists a constant $L_i(\mathbf{w}, r) > 0$ such that $\forall \mathbf{w}' \in B(\mathbf{w}, r)$,

$$|f_i(\mathbf{w}') - f_i(\mathbf{w})| \leq L_i(\mathbf{w}, r) \|\mathbf{w}' - \mathbf{w}\|. \quad (7)$$

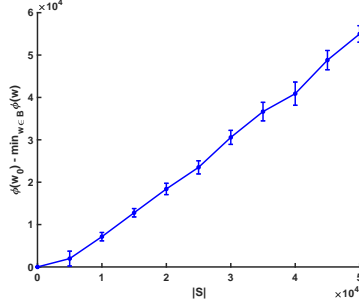


Figure 2: Empirical result for Assumption 2 on non-convex cases. The x-axis denotes $|S|$, which is the size of subset S . The y-axis represents the value $\phi(\mathbf{w}_0) - \min_{\mathbf{w} \in B(\mathbf{w}_0, r)} \phi(\mathbf{w})$.

Assumption 2 For any fixed \mathbf{w}_0, r , there exists a constant $\mu(\mathbf{w}_0, r) > 0$ such that $\forall m, \exists S \subseteq [n]$ with $|S| = m$,

$$\phi(\mathbf{w}_0) - \min_{\mathbf{w} \in B(\mathbf{w}_0, r)} \phi(\mathbf{w}) \geq m\mu(\mathbf{w}_0, r), \quad (8)$$

where $\phi(\mathbf{w})$ is defined as $\phi(\mathbf{w}) = \sum_{i \in S} f_i(\mathbf{w})$.

For most loss functions used in machine learning, their gradients are bounded by a bounded closed domain which guarantees the Lipschitz continuous property. Hence, Assumption 1 is satisfied by most machine learning models. $L_i(\mathbf{w}, r)$ is the local Lipschitz constant which is determined by the specific sample and the neighborhood size of \mathbf{w} . Hence, we set different Lipschitz constants for different samples.

Assumption 2 can also be satisfied by most machine learning models, which is explained as follows.

Lemma 4 Let $\phi(\mathbf{w})$ be the function defined in Assumption 2, and $\tilde{\mathbf{w}}_0^{(\phi)} = \arg \min_{\mathbf{w} \in B(\mathbf{w}_0, r)} \phi(\mathbf{w})$. If each $f_i(\mathbf{w})$ is λ -strongly convex and $\mathbf{0} \notin \nabla \phi(\tilde{\mathbf{w}}_0^{(\phi)})$, then such $\mathbf{w}_0, r, S, \frac{1}{2}\lambda$ satisfy (8) with $\mu(\mathbf{w}_0, r) = \frac{1}{2}\lambda r^2$.

Lemma 4 implies that Assumption 2 can be easily satisfied for strongly convex objective functions. For convex objective functions, it is easy to transform them to strongly convex objective functions by adding a small L_2 norm.

For non-convex objective functions, it is difficult to validate (8). However, we can empirically verify it. We randomly choose a \mathbf{w}_0 and fix it. Then with the initialization \mathbf{w}_0 , we train ResNet20 on a subset of cifar10 with the size $|S| \in \{10n\%, 20n\%, \dots, 100n\%\}$ ($n = 50000$). We run momentum SGD to estimate the local minimum around \mathbf{w}_0 . For each $|S|$, we repeat experiments 10 times. The result is in Figure 2. We can find that $\phi(\mathbf{w}_0) - \min_{\mathbf{w} \in B(\mathbf{w}_0, r)} \phi(\mathbf{w})$ is almost proportional to $|S|$. Hence, Assumption 2 is also reasonable for non-convex objective functions.

With the above two assumptions, we can obtain the following theorem.

Theorem 5 Let $S \subseteq [n]$ with $|S| = m$, and $S^c = [n]/S$. We define two functions $\phi(\cdot), \psi(\cdot)$ as follows:

$$\begin{aligned}\phi(\mathbf{w}) &= \sum_{i \in S} f_i(\mathbf{w}), \\ \psi(\mathbf{w}) &= \sum_{i \in S^c} f_i(\mathbf{w}).\end{aligned}$$

Let

$$\zeta = \frac{\sum_{i \in S^c} L_i(\mathbf{w}_0, r)}{m\mu(\mathbf{w}_0, r)} < 1,$$

where $\mathbf{w}_0, r, \mu(\mathbf{w}_0, r), S$ satisfy Assumption 2. Then $\psi(\cdot)$ is ζ -insignificant on $B(\mathbf{w}_0, r)$.

Proof For any $\mathbf{w} \in B(\mathbf{w}_0, r)$, according to Assumption 1, we have

$$\psi(\mathbf{w}) - \psi(\mathbf{w}_0) \leq \sum_{i \in S^c} L_i(\mathbf{w}_0, r)r. \quad (9)$$

Since $\mathbf{w}_0, r, \mu(\mathbf{w}_0, r)$ satisfy Assumption 2, according to the definition of ζ , we have

$$\begin{aligned}& \zeta(\phi(\mathbf{w}_0) - \phi(\mathbf{w}_0^{(\phi)})) \\ & \geq \zeta m\mu(\mathbf{w}_0, r) \\ & = \sum_{i \in S^c} L_i(\mathbf{w}_0, r) \geq \psi(\mathbf{w}) - \psi(\mathbf{w}_0).\end{aligned}$$

Since $\zeta < 1$, $\psi(\cdot)$ is ζ -insignificant on $B(\mathbf{w}_0, r)$. ■

According to the definition of $\zeta = \frac{\sum_{i \in S^c} L_i(\mathbf{w}_0, r)}{m\mu(\mathbf{w}_0, r)}$ in Theorem 5, to make $\zeta < 1$, we firstly set $m = \beta n$ with $\beta \in (0, 1]$. If $\beta = 1$, then $\zeta = 0$. Secondly, we can select m samples with largest $L_i(\mathbf{w}_0, r)$ to construct S and proper β so that ζ can be smaller than 1. It is reasonable because small local Lipschitz constant implies that the landscape of the loss function is flat and will not change too much on a local region.

The $\phi(\mathbf{w})$ defined in Theorem 5 has another important property, which is stated in the following theorem.

Theorem 6 Assume \mathbf{w}_0, r are fixed, and assume $\phi(\mathbf{w})$ and ζ are defined as those in Theorem 5 with $\zeta < 1$. Then minimizing $\phi(\mathbf{w})$ is comparable to minimizing $f(\mathbf{w})$ on $B(\mathbf{w}_0, r)$ with initialization \mathbf{w}_0 , which means $\exists \gamma_1, \gamma_2 > 0$ such that

$$\begin{aligned}\gamma_1(\phi(\mathbf{w}_0) - \phi(\tilde{\mathbf{w}}_0^{(\phi)})) &\leq (f(\mathbf{w}_0) - f(\tilde{\mathbf{w}}_0^{(\phi)})) \\ (f(\mathbf{w}_0) - f(\tilde{\mathbf{w}}_0^{(f)})) &\leq \gamma_2(\phi(\mathbf{w}_0) - \phi(\tilde{\mathbf{w}}_0^{(\phi)}))\end{aligned}$$

where

$$\tilde{\mathbf{w}}_0^{(\phi)} = \arg \min_{\mathbf{w} \in B(\mathbf{w}_0, r)} \phi(\mathbf{w}), \quad (10)$$

$$\tilde{\mathbf{w}}_0^{(f)} = \arg \min_{\mathbf{w} \in B(\mathbf{w}_0, r)} f(\mathbf{w}). \quad (11)$$

Specifically, $\gamma_1 = 1 - \zeta$, $\gamma_2 = 1 + \zeta$.

Proof Since $\psi(\cdot)$ is ζ -insignificant on $B(\mathbf{w}_0, r)$, we have

$$\begin{aligned} f(\tilde{\mathbf{w}}_0^{(\phi)}) &= \phi(\tilde{\mathbf{w}}_0^{(\phi)}) + \psi(\tilde{\mathbf{w}}_0^{(\phi)}) \\ &\leq \phi(\mathbf{w}_0) + \phi(\tilde{\mathbf{w}}_0^{(\phi)}) - \phi(\mathbf{w}_0) + \psi(\mathbf{w}_0) + \\ &\quad \zeta(\phi(\mathbf{w}_0) - \phi(\tilde{\mathbf{w}}_0^{(\phi)})) \\ &= f(\mathbf{w}_0) - (1 - \zeta)(\phi(\mathbf{w}_0) - \phi(\tilde{\mathbf{w}}_0^{(\phi)})), \end{aligned}$$

which means

$$(1 - \zeta)(\phi(\mathbf{w}_0) - \phi(\tilde{\mathbf{w}}_0^{(\phi)})) \leq f(\mathbf{w}_0) - f(\tilde{\mathbf{w}}_0^{(f)}).$$

On the other hand, according to Assumption 2, we have

$$\begin{aligned} &\psi(\mathbf{w}_0) - \psi(\tilde{\mathbf{w}}_0^{(\psi)}) \\ &\leq \sum_{i \in S^c} L_i(\mathbf{w}_0, r) r \leq \zeta(\phi(\mathbf{w}_0) - \phi(\tilde{\mathbf{w}}_0^{(\phi)})). \end{aligned}$$

Then we have

$$\begin{aligned} f(\mathbf{w}_0) - f(\tilde{\mathbf{w}}_0^{(f)}) &\leq f(\mathbf{w}_0) - \phi(\tilde{\mathbf{w}}_0^{(\phi)}) - \psi(\tilde{\mathbf{w}}_0^{(\psi)}) \\ &\leq (1 + \zeta)(\phi(\mathbf{w}_0) - \phi(\tilde{\mathbf{w}}_0^{(\phi)})). \end{aligned}$$

■

According to Theorem 6, we can directly get that

$$|f(\tilde{\mathbf{w}}_0^{(\phi)}) - f(\tilde{\mathbf{w}}_0^{(f)})| \leq 2\zeta(\phi(\mathbf{w}_0) - \phi(\tilde{\mathbf{w}}_0^{(\phi)})). \quad (12)$$

Moreover, we have the following corollary:

Corollary 7 *With the $\phi(\mathbf{w})$ defined in Theorem 5, we have*

$$\begin{aligned} &|f(\tilde{\mathbf{w}}_0^{(\phi)}) - f(\tilde{\mathbf{w}}_0^{(f)})| \\ &\leq \frac{2 \sum_{i \in S^c} L_i(\mathbf{w}_0, r) \sum_{i \in S} L_i(\mathbf{w}_0, r)}{m\mu(\mathbf{w}_0, r)} \end{aligned} \quad (13)$$

Moreover, if $L_i(\mathbf{w}_0, r) \leq L$ and let $\rho = \frac{L}{\mu(\mathbf{w}_0, r)}$, we have

$$|f(\tilde{\mathbf{w}}_0^{(\phi)}) - f(\tilde{\mathbf{w}}_0^{(f)})| \leq 2\rho \sum_{i \in S^c} L_i(\mathbf{w}_0, r)$$

Here $\tilde{\mathbf{w}}_0^{(\phi)}, \tilde{\mathbf{w}}_0^{(f)}$ are defined in (10) and (11).

It implies that for any \mathbf{w}_0, r , on the local region $B(\mathbf{w}_0, r)$, we should select samples with the largest Lipschitz constants so that the gap between $f(\tilde{\mathbf{w}}_0^{(\phi)})$ and $f(\tilde{\mathbf{w}}_0^{(f)})$ can be guaranteed to be small. Since $\tilde{\mathbf{w}}_0^{(\phi)}$ is obtained from the subset $S \subseteq [n]$, we can use less training samples for optimization. This is also consistent with the second inequality in Corollary 2. Please note that Corollary 2 is only for least square, but the result in Corollary 7 can be used for general cases of machine learning.

4. ADASS

From the empirical results in Figure 1, we can find that if we discard some training samples permanently which means that some samples are not used during the whole training process, it is difficult to get the optimal solution of (1). Hence, different training subsets need to be adaptively selected from the full training set for different iterations (epoches). Because sample selection of our method is adaptive to different training states, we name our method adaptive sample selection (ADASS). ADASS can be seamlessly integrated with any optimization methods, such as SGD or momentum SGD, to accelerate the training of these methods.

ADASS adopts Lipschitz constant as criterion for sample selection. To reduce the sample selection cost, we periodically perform sample selection after every p epochs in our implementation. Furthermore, we use $|f_i(\mathbf{w}_t) - f_i(\mathbf{w}_{t-p})|/|\mathbf{w}_t - \mathbf{w}_{t-p}|$ to estimate the local Lipschitz constant. Then, the criterion for sample selection is to choose a subset of the largest $\{|f_i(\mathbf{w}_t) - f_i(\mathbf{w}_{t-p})|\}$ such that

$$\frac{\sum_{i \in S_t} |f_i(\mathbf{w}_t) - f_i(\mathbf{w}_{t-p})|}{\sum_{i=1}^n |f_i(\mathbf{w}_t) - f_i(\mathbf{w}_{t-p})|} \geq c.$$

Here, c is a hyper-parameter denoting the threshold, S_t denotes the selected samples in the t th iteration, and $|\mathbf{w}_t - \mathbf{w}_{t-p}|$ has been omitted because both denominator and numerator have this common term.

The training procedure with ADASS is briefly listed in Algorithm 2. First, we train p iterations with full training set to get $\mathbf{w}_1, \mathbf{w}_2, \dots, \mathbf{w}_p$. Then if the epoch t satisfies $\text{mod}(t - 1, p) = 0$, ADASS will select training samples adaptively. It means that after every p epochs, ADASS will re-select training samples. Here, we adopt SGD and momentum SGD in Algorithm 2 for optimization. It is easy to see that when $c = 1$, ADASS is equal to vanilla SGD or momentum SGD with full training set.

4.1 Time Cost

In ADASS, it need to calculate the value $|f_i(\mathbf{w}_t) - f_i(\mathbf{w}_{t-p})|$ for sample selection. In large scale machine learning applications, this step will bring extra computation cost which can not be ignored. Here, we use deep neural network training on GPU as an example for demonstration. Let

- t_1 : the time of loading one training sample;
- t_2 : the time of calculating loss value of one training sample (forward);
- t_3 : the time of calculating gradient of one training sample (backward).

When $c = 1$, ADASS is equal to SGD or momentum SGD so that we do not need to calculate loss value in Line 5 of Algorithm 2 for sample selection. The time cost of p epochs of SGD is $(t_1 + t_2 + t_3)np$. When $c < 1$, we need to pass through the full training set once after every p epochs for computing loss values. So the time cost of passing through S_t with p times of ADASS is $(t_1 + t_2 + t_3)|S_t|p + (t_1 + t_2)n$. It is easy to get that

$$(t_1 + t_2 + t_3)|S_t|p + (t_1 + t_2)n < (t_1 + t_2 + t_3)(|S_t|p + n).$$

Algorithm 2 Adaptive Sample Selection (ADASS)

- 1: Initialization: $c \geq 0.99, \beta, p, \eta_1$;
- 2: Train p iterations with full training set, to get $\mathbf{w}_1, \mathbf{w}_2, \dots, \mathbf{w}_p$;
- 3: **for** $t = p + 1, p + 2, \dots, T$ **do**
- 4: **if** $\text{mod}(t - 1, p) = 0$ **then**
- 5: Select samples $S_t = \{i \mid |f_i(\mathbf{w}_t) - f_i(\mathbf{w}_{t-p})| \geq \alpha_t\}$ such that

$$\frac{\sum_{i \in S_t} |f_i(\mathbf{w}_t) - f_i(\mathbf{w}_{t-p})|}{\sum_{i=1}^n |f_i(\mathbf{w}_t) - f_i(\mathbf{w}_{t-p})|} \geq c; \quad (14)$$

- 6: **else**
- 7: $S_t = S_{t-1}$;
- 8: **end if**
- 9: Let $i_1, i_2, \dots, i_{|S_t|}$ be a sequence sampled from S_t , and $\mathbf{u}_0 = \mathbf{v}_0 = \mathbf{w}_t$,
- 10: **for** $m = 1, 2, \dots, |S_t|$ **do**
- 11: Option I (SGD): $\mathbf{u}_m \leftarrow \mathbf{u}_{m-1} - \eta_t \nabla f_{i_m}(\mathbf{u}_{m-1})$;
- 12: Option II (momentum SGD):

$$\mathbf{v}_m = \beta \mathbf{v}_{m-1} + \nabla f_{i_m}(\mathbf{u}_{m-1});$$

$$\mathbf{u}_m = \mathbf{u}_{m-1} - \eta_t \mathbf{v}_m;$$

- 13: **end for**
 - 14: $\mathbf{w}_{t+1} = \mathbf{u}_{|S_t|}$;
 - 15: Adjust step size to get η_{t+1} ;
 - 16: **end for**
-

When $\frac{|S_t|}{n} < (1 - \frac{1}{p})$, the time cost of ADASS is smaller than those of SGD and momentum SGD. For example, if $p = 10$, we can find that when $|S_t| < 0.9n$, ADASS can accelerate the training process. However, we do not recommend to use large p since the estimation error for Lipschitz constant might become larger with larger p .

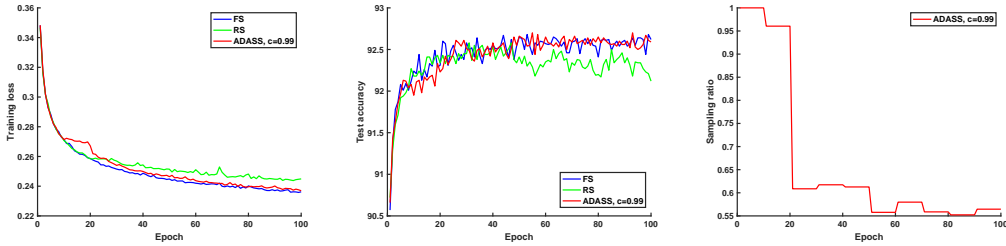


Figure 3: Train logistic regression on mnist. The sampling ratio is defined as $|S_t|/n$. For FS, each epoch contains n times of gradient computation. For ADASS and RS, the t th epoch contains $|S_t|$ times of gradient computation.

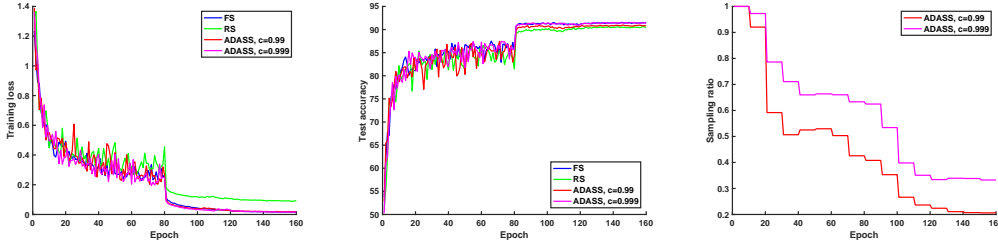


Figure 4: Train ResNet20 on cifar10.

5. Experiments

We conduct experiments to evaluate ADASS with Option II in Algorithm 2. All the experiments are conducted on the Pytorch platform with GPU Titan XP.

We compare ADASS with two baselines:

- FS: Full training samples without discarding samples. This corresponds to vanilla stochastic methods.
- RS: Random sample selection. RS does not execute (14) in Algorithm 2. It randomly picks up indices from $[n]$ with the size being the same as $|S_t|$ of ADASS and during each p epochs, the selected sample set is fixed.

For ADASS, we set $p = 10$. $\mathbf{w}_1, \mathbf{w}_2, \dots, \mathbf{w}_p$ are trained (initialized) with FS. Hence, in all experiments, ADASS is the same as FS in the first 10 epochs. For all the three methods, we use momentum SGD as update rule.

5.1 Shallow Model (Convex)

The first experiment is to evaluate logistic regression (LR) with L_2 norm regularization, which is a shallow model and convex. The regularization coefficient is 10^{-4} . The data set for evaluation is mnist ¹. We simply set $c = 0.99$ for ADASS, and run three methods for 100 epochs ($T = 100$ in Algorithm 2).

The result is shown in Figure 3. The left figure shows the average training loss $\frac{1}{n}f(\mathbf{w})$ on the full training set (i.e., empirical risk). The middle one shows the test accuracy. We can find that ADASS (red line) and FS (blue line) achieve almost the same accuracy. However, RS achieves worse accuracy on both training loss and test accuracy. It implies that the training samples selected by ADASS are effective. The right figure shows sampling ratio in ADASS, which is defined as $|S_t|/n$, during the whole training process. When $t \geq 50$, ADASS only need to select about half of training set. This means that ADASS can accelerate the training process of momentum SGD without sacrificing accuracy.

5.2 Deep Model (Non-Convex)

The second experiment is for deep models which are non-convex. Firstly, we evaluate ResNet20 on cifar10. The parameters for batch size, learning rate and momentum are

1. <http://yann.lecun.com/exdb/mnist/>

the same as those in (He et al., 2016). We set $c = 0.99, 0.999$ for ADASS, and run the three methods for 160 epochs ($T = 160$ in Algorithm 2). The result is shown in Figure 4. We can find that ADASS (red line) and FS (blue line) achieve almost the same accuracy. RS achieves worse accuracy than FS, especially for training loss. More detailed results on ResNet20 are listed in Table 1. We can find that ADASS with $c = 0.999$ achieves the best result on both training loss and test accuracy, by reducing about 30% time cost compared to FS (standard momentum SGD).

method	c	time (second)	sampling ratio	training loss	test accuracy
FS	1	984.4	100%	0.016	91.4%
RS	-	463.4	20.6%	0.09	90.5%
RS	-	593.0	33.2%	0.059	90.8%
ADASS	0.99	511.0	20.6%	0.019	90.8%
ADASS	0.999	637.8	33.2%	0.016	91.4%

Table 1: Train ResNet20 on cifar10. The time in the table refers to the total time which includes sample selection cost. The sampling ratio is the ratio in the last epoch.

We also conduct experiments on the large dataset ImageNet using two models: ResNet18 and ResNet50. The parameters for batch size, learning rate and momentum are the same as those in (He et al., 2016). The result is shown in Figure 5. We can find that with less training samples, ADASS gets almost the same accuracy as that of FS.

The experiments on deep models also show that ADASS can accelerate the training process of momentum SGD without sacrificing accuracy.

6. Conclusion

In this paper, we propose a new method, called ADASS, for training acceleration. In ADASS, the sample size in each epoch of training can be smaller than the size of the full training set, by adaptively discarding some samples. ADASS can be seamlessly integrated with existing optimization methods, such as SGD and momentum SGD, for training acceleration. Empirical results show that ADASS can accelerate the training process of existing methods without sacrificing accuracy.

References

- Zeyuan Allen-Zhu. Katyusha X: practical momentum method for stochastic sum-of-nonconvex optimization. In *Proceedings of the 35th International Conference on Machine Learning*, pages 179–185, 2018.
- Zalan Borsos, Andreas Krause, and Kfir Y. Levy. Online variance reduction for stochastic optimization. In *Conference On Learning Theory*, pages 324–357, 2018.
- Léon Bottou. Large-scale machine learning with stochastic gradient descent. In *Proceedings of the 19th International Conference on Computational Statistics*, 2010.

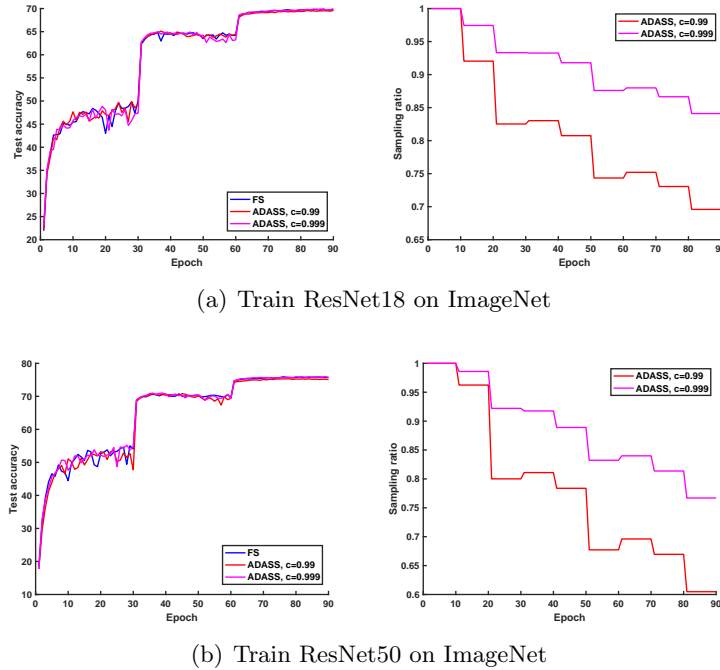


Figure 5: Train ResNet18 and ResNet50 on ImageNet.

Dominik Csiba, Zheng Qu, and Peter Richtárik. Stochastic dual coordinate ascent with adaptive probabilities. In *Proceedings of the 32nd International Conference on Machine Learning*, pages 674–683, 2015.

Aaron Defazio, Francis R. Bach, and Simon Lacoste-Julien. SAGA: a fast incremental gradient method with support for non-strongly convex composite objectives. In *Advances in Neural Information Processing Systems*, pages 1646–1654, 2014.

John C. Duchi, Elad Hazan, and Yoram Singer. Adaptive subgradient methods for online learning and stochastic optimization. In *COLT 2010 - The 23rd Conference on Learning Theory, Haifa, Israel, June 27-29, 2010*, pages 257–269, 2010.

Saeed Ghadimi and Guanghui Lan. Accelerated gradient methods for nonconvex nonlinear and stochastic programming. *Math. Program.*, 156(1-2):59–99, 2016.

Elad Hazan and Satyen Kale. Beyond the regret minimization barrier: optimal algorithms for stochastic strongly-convex optimization. *Journal of Machine Learning Research*, 15(1):2489–2512, 2014.

Kaiming He, Xiangyu Zhang, Shaoqing Ren, and Jian Sun. Deep residual learning for image recognition. In *2016 IEEE Conference on Computer Vision and Pattern Recognition*, pages 770–778, 2016.

Rie Johnson and Tong Zhang. Accelerating stochastic gradient descent using predictive variance reduction. In *Advances in Neural Information Processing Systems*, pages 315–323, 2013.

- Angelos Katharopoulos and Francois Fleuret. Not all samples are created equal: Deep learning with importance sampling. In *Proceedings of the 35th International Conference on Machine Learning*, pages 2530–2539, 2018.
- Diederik P. Kingma and Jimmy Ba. Adam: A method for stochastic optimization. *CoRR*, abs/1412.6980, 2014.
- Guanghui Lan. An optimal method for stochastic composite optimization. *Math. Program.*, 133(1-2):365–397, 2012.
- Todd K. Leen and Genevieve B. Orr. Optimal stochastic search and adaptive momentum. In *Advances in Neural Information Processing Systems*, pages 477–484, 1993.
- Tsung-Yi Lin, Priya Goyal, Ross B. Girshick, Kaiming He, and Piotr Dollár. Focal loss for dense object detection. In *International Conference on Computer Vision*, pages 2999–3007, 2017.
- Hongseok Namkoong, Aman Sinha, Steve Yadlowsky, and John C. Duchi. Adaptive sampling probabilities for non-smooth optimization. In *Proceedings of the 34th International Conference on Machine Learning*, pages 2574–2583, 2017.
- Yu. Nesterov. Gradient methods for minimizing composite objective function, 2007.
- Atsushi Nitanda. Stochastic proximal gradient descent with acceleration techniques. In *Advances in Neural Information Processing Systems*, pages 1574–1582, 2014.
- Mark W. Schmidt, Nicolas Le Roux, and Francis R. Bach. Minimizing finite sums with the stochastic average gradient. *Math. Program.*, 162(1-2):83–112, 2017.
- Shai Shalev-Shwartz and Tong Zhang. Stochastic dual coordinate ascent methods for regularized loss. *Journal of Machine Learning Research*, 14(1):567–599, 2013.
- Shai Shalev-Shwartz and Tong Zhang. Accelerated proximal stochastic dual coordinate ascent for regularized loss minimization. In *Proceedings of the 31th International Conference on Machine Learning*, pages 64–72, 2014.
- Abhinav Shrivastava, Abhinav Gupta, and Ross B. Girshick. Training region-based object detectors with online hard example mining. In *Conference on Computer Vision and Pattern Recognition*, pages 761–769, 2016.
- Paul Tseng. An incremental gradient(-projection) method with momentum term and adaptive stepsize rule. *SIAM Journal on Optimization*, 8(2):506–531, 1998.
- Lin Xiao. Dual averaging method for regularized stochastic learning and online optimization. In *Advances in Neural Information Processing Systems*, pages 2116–2124, 2009.
- Tong Zhang. Solving large scale linear prediction problems using stochastic gradient descent algorithms. In *Machine Learning, Proceedings of the Twenty-first International Conference*, 2004.

Peilin Zhao and Tong Zhang. Stochastic optimization with importance sampling for regularized loss minimization. In *Proceedings of the 32nd International Conference on Machine Learning*, pages 1–9, 2015.