

# Second-best Beam-Alignment via Bayesian Multi-Armed Bandits

Muddassar Hussain, Nicolò Michelusi

**Abstract**—Millimeter-wave (mm-wave) systems rely on narrow-beams to cope with the severe signal attenuation in the mm-wave frequency band. However, susceptibility to beam misalignment due to mobility or blockage requires the use of beam-alignment schemes, with huge cost in terms of overhead and use of system resources. In this paper, a beam-alignment scheme is proposed based on Bayesian multi-armed bandits, with the goal to maximize the alignment probability and the data-communication throughput. A Bayesian approach is proposed, by considering the state as a posterior distribution over angles of arrival (AoA) and of departure (AoD), given the history of feedback signaling and of beam pairs scanned by the base-station (BS) and the user-end (UE). A simplified sufficient statistics for optimal control is derived, in the form of preference of BS-UE beam pairs. By bounding a value function, the *second-best preference* policy is derived, which strikes an optimal balance between exploration and exploitation by selecting the beam pair with the current *second-best* preference. Through Monte-Carlo simulation with analog beamforming, the superior performance of the *second-best preference* policy is demonstrated in comparison to existing schemes based on *first-best preference*, linear Thompson sampling, and upper confidence bounds, with up to 7%, 10% and 30% improvements in alignment probability, respectively.

**Index Terms**—Millimeter-wave, beam-alignment, multi-armed bandits, Markov decision process

## I. INTRODUCTION

Millimeter-wave (mm-wave) technology has emerged as a promising solution to meet the demands of future communication systems supporting high capacity and mobility, thanks to abundant bandwidth availability [1]. However, high isotropic path loss and sensitivity to blockages pose challenges in the design of these systems [2]. To overcome the severe signal attenuation, mm-wave systems leverage narrow-beam communications, by using large antenna arrays at base stations (BSs) and user-ends (UEs). However, narrow beams are highly susceptible to mis-alignment due to mobility and blockage, hence they require utilization of beam-alignment schemes, which may cause huge overhead.

Therefore, the design of beam-alignment schemes with minimal overhead is of paramount importance, and has been a subject of intense research. One of the earliest yet most popular schemes is called *exhaustive search* [3], which scans sequentially through all possible BS-UE beam pairs and selects the one with maximum signal power for data communications. To reduce the delay of exhaustive search, *iterative* search is proposed in [4], where scanning is first performed using wider beams followed by refinement using narrow beams. In the aforementioned schemes, the optimal design is not considered. To address this challenge, in our previous papers [5]–[8], we considered the optimal design of interactive beam-alignment protocols that utilize 1-bit feedback from UEs. In [5], [6],

we design a throughput-optimal beam-alignment scheme for a single UE and two UEs, respectively, and we prove the optimality of a *bisection search*; in [7], we optimize the trade-off between data communication and beam-sweeping, under the assumption of an exhaustive search method, in a mobile scenario where the BS widens its beam to mitigate the uncertainty on the UE position; in [8], we incorporate the energy cost of beam-alignment, and prove the optimality of a *fractional search* method. In our aforementioned papers, the optimal design is carried out under the restrictive assumption of error-free single-bit feedback. However, this assumption may not hold in the presence of significant side-lobe gain and/or low signal-to-noise ratio (SNR).

The case of erroneous or noisy feedback is considered in recent work [9]–[11]. In [9], a coded beam-alignment scheme is proposed to correct these errors, but with no consideration of feedback to improve beam-selection during the beam-alignment procedure. In [10], the authors consider a multi-armed bandit (MAB) formulation with the goal to maximize the accumulated energy received over the course of the beam-alignment phase; they propose a beam-selection policy based on upper confidence bound (UCB), which selects the beam based on the empirical reward distribution. In [11], the authors propose a hierarchical beam-alignment scheme based upon posterior matching; they use the received signal power to compute the posterior distribution on the AoA-AoD pair, and propose a *first-best* policy which selects the most likely beam pair. However, as we will see numerically, this policy is prone to errors due to under-exploration of the beam space.

In this paper, we propose a beam-alignment design with the goal to maximize the alignment probability and the average throughput. We pose the problem as a Markov decision process (MDP), where the beam pair is chosen based upon the *belief* over the AoA-AoD pair, given the history of scanned beams and the received signal power. We identify a simplified sufficient statistics in the form of preference of the beam pairs. We derive lower and upper bounds to the value function, based on which we propose a heuristic policy which selects the beam pair with the *second-best* preference. We show numerically that this policy strikes an optimal trade-off between exploration and exploitation: instead of greedily choosing the most likely AoA-AoD pair (*first-best* [11]), it chooses the second most likely one, leading to better exploration; at the same time, it avoids wasting precious resources to scan unlikely beam pairs, leading to better exploitation than other MAB techniques, such as linear Thompson sampling (LTS) [12] and UCB [10]. The proposed *second-best* scheme is shown to outperform *first-best* [11], LTS-based [12] and UCB-based [10] schemes by up to 7%, 10% and 30% in alignment probability, respectively.

The rest of the paper is organized as follows. In Sec. II, we present the system model. In Sec. III, we formulate the

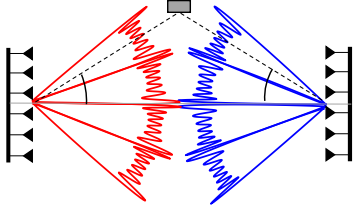


Fig. 1: System model;  $M_t = M_r = 128$ ; beamforming algorithm in [13].

problem and our proposed solution strategy. In Sec. IV, we present numerical results, followed by final remarks in Sec. V.

## II. SYSTEM MODEL

We consider a downlink scenario with one BS and one UE, as depicted in Fig. 1. Time is divided into frames of duration  $T_{fr} = T_s N$ , each with  $N$  slots of duration  $T_s$ . The frame is partitioned into two phases: a *beam-alignment phase* of duration  $N_B T_s$  ( $N_B < N$  slots), followed by a *downlink data communication phase*, of duration  $(N - N_B) T_s$ . Each beam-alignment slot is further partitioned into a *pilot transmission phase*, of duration  $T_{pt}$ , followed by a *feedback phase*, of duration  $T_{fb}$ , with  $T_s = T_{pt} + T_{fb}$ . These are detailed next.

The BS and UE are equipped with uniform linear arrays (ULAs) with  $M_t$  and  $M_r$  antenna elements, respectively, and use analog beamforming. The signal received at the UE is

$$\mathbf{z}_k = \sqrt{P_{tx,k}} \mathbf{u}_k^H \mathbf{H}_k \mathbf{v}_k \mathbf{s} + \mathbf{w}_k, \quad \forall k \in \{0, 1, \dots, N-1\}, \quad (1)$$

where  $P_{tx,k}$  is the average transmit power of the BS;  $\mathbf{s} \in \mathbb{C}^L$  is the transmitted signal with  $L$  symbols with  $\mathbb{E}[\|\mathbf{s}\|_2^2] = L$ ;  $\mathbf{H}_k \in \mathbb{C}^{M_r \times M_t}$  is the channel matrix;  $\mathbf{v}_k \in \mathbb{C}^{M_t}$  is the BS beamforming vector with  $\|\mathbf{v}_k\|_2^2 = 1$ ;  $\mathbf{u}_k \in \mathbb{C}^{M_r}$  is the UE combining vector with  $\|\mathbf{u}_k\|_2^2 = 1$ ;  $\mathbf{w}_k \sim \mathcal{CN}(\mathbf{0}, N_0 W_{tot} \mathbf{I})$  is additive white Gaussian noise (AWGN), with one-sided power spectral density  $N_0$  and system bandwidth  $W_{tot}$ .

**Channel Model:** We use the extended Saleh-Valenzuela geometric model with a single-cluster [14], as adopted in several previous works (e.g., see [8], [15], [16]). In fact, mm-wave channels exhibit one dominant cluster containing most of the signal energy [17]. The single-cluster channel is modeled as

$$\mathbf{H}_k = \alpha_k \mathbf{a}_r(\theta_{r,k}) \mathbf{a}_t^H(\theta_{t,k}), \quad (2)$$

where  $\theta_k \triangleq (\theta_{r,k}, \theta_{t,k}) \in [-\frac{\pi}{2}, \frac{\pi}{2}]^2$  is the angle of arrival (AoA) and angle of departure (AoD) pair associated to the dominant cluster, with complex fading gain  $\alpha_k$ ;  $\mathbf{a}_r$  and  $\mathbf{a}_t$  are UE and BS array response vectors, respectively, defined as

$$\mathbf{a}_x(\theta_x) = \frac{1}{\sqrt{M_x}} \left[ 1, e^{j \frac{2\pi d_x}{\lambda} \psi_x}, \dots, e^{j(M_x-1) \frac{2\pi d_x}{\lambda} \psi_x} \right]^T, \quad x \in \{t, r\},$$

where  $\psi_x = \sin \theta_x$ ,  $d_x$  is the antenna spacing,  $\lambda = c/f_c$  is the wavelength at carrier frequency  $f_c$ ,  $c$  denotes the speed of light. We assume that during the duration of one frame  $T_{fr}$ ,  $\theta_k$  remains unchanged,  $\theta_k = \theta$ , and  $\alpha_k$  are i.i.d. Rayleigh fading in each slot with distribution  $\alpha_k \sim \mathcal{CN}(0, \ell(d)^{-1})$ , where  $\ell(d)$  is the path loss at distance  $d$  from the BS. In fact, the AoA-AoD pair change much slower than the channel gain [18].

**Codebook structure:** In slot  $k$ , the BS uses the beamforming vector  $\mathbf{v}_k \in \mathcal{V}$  and the UE uses the combining vector  $\mathbf{u}_k \in \mathcal{U}$ , from the codebooks  $\mathcal{V}$  and  $\mathcal{U}$ , respectively. Let  $\mathcal{B}_r(\mathbf{u}) \subseteq [-\frac{\pi}{2}, \frac{\pi}{2}]$  and  $\mathcal{B}_t(\mathbf{v}) \subseteq [-\frac{\pi}{2}, \frac{\pi}{2}]$  denote the AoA and AoD supports of the UE combiner and BS beamformer vectors  $\mathbf{u} \in \mathcal{U}$

and  $\mathbf{v} \in \mathcal{V}$ , respectively. We define  $\mathcal{B}(\mathbf{u}, \mathbf{v}) \triangleq \mathcal{B}_r(\mathbf{u}) \times \mathcal{B}_t(\mathbf{v})$  as the joint AoA-AoD support of  $(\mathbf{u}, \mathbf{v})$ . We assume that the angular supports are mutually orthogonal and form a partition of the entire AoA-AoD space  $[-\frac{\pi}{2}, \frac{\pi}{2}]^2$ , i.e.,  $\mathcal{B}(\mathbf{u}, \mathbf{v}) \cap \mathcal{B}(\tilde{\mathbf{u}}, \tilde{\mathbf{v}}) = \emptyset, \forall (\mathbf{u}, \mathbf{v}) \neq (\tilde{\mathbf{u}}, \tilde{\mathbf{v}})$  and  $\cup_{\mathbf{u} \in \mathcal{U}} \mathcal{B}_r(\mathbf{u}) = \cup_{\mathbf{v} \in \mathcal{V}} \mathcal{B}_t(\mathbf{v}) = [-\frac{\pi}{2}, \frac{\pi}{2}]$ . Additionally, we assume that supports have uniform width  $|\mathcal{B}(\mathbf{u})| = \frac{\pi}{|\mathcal{U}|}, \forall \mathbf{u} \in \mathcal{U}$  and  $|\mathcal{B}(\mathbf{v})| = \frac{\pi}{|\mathcal{V}|}, \forall \mathbf{v} \in \mathcal{V}$ , where  $|\mathcal{B}|$  denotes measure  $|\mathcal{B}| \triangleq \int_{\mathcal{B}} dx$  (see also Fig. 1 for an example with analog beamforming in which the AoA and AoD spaces are partitioned into four sectors of equal beamwidth). Let  $(\mathbf{u}^{(i)}, \mathbf{v}^{(i)}), i \in \mathcal{I} \triangleq \{1, 2, \dots, |\mathcal{U}||\mathcal{V}|\}$  be any ordering of combining and beamforming vectors, and  $\mathcal{B}^{(i)} \triangleq \mathcal{B}(\mathbf{u}^{(i)}, \mathbf{v}^{(i)})$  be their support. Let  $X$  be a discrete random variable defined as  $X \triangleq \sum_{n \in \mathcal{I}} n \chi(\theta \in \mathcal{B}^{(n)})$ , where  $\chi(\cdot)$  is the indicator function; with this notation, note that  $X = n$  if and only if  $\theta \in \mathcal{B}^{(n)}$ . Let  $A_k \in \mathcal{I}$  is the beam index of the combining and beamforming vectors scanned in slot  $k$ ,  $(\mathbf{u}_k, \mathbf{v}_k) = (\mathbf{u}^{(A_k)}, \mathbf{v}^{(A_k)})$ . Then, assuming a sectored model [8],  $\mathbf{z}_k$  can expressed as<sup>1</sup>

$$\mathbf{z}_k \approx \sqrt{P_{tx,k}} \alpha_k \left[ (\sqrt{G} - \sqrt{g}) \chi(X = A_k) + \sqrt{g} \right] \mathbf{s} + \mathbf{w}_k, \quad (3)$$

where  $G$  and  $g$  are the main-lobe and side-lobe gains, respectively, expressed as

$$G = \min_{(\theta_r, \theta_t) \in \mathcal{B}(\mathbf{u}^{(i)}, \mathbf{v}^{(i)})} |\mathbf{a}_r(\theta_r)^H \mathbf{u}^{(i)}|^2 |\mathbf{a}_t^H(\theta_t) \mathbf{v}^{(i)}|^2,$$

$$g = \max_{(\theta_r, \theta_t) \notin \mathcal{B}(\mathbf{u}^{(i)}, \mathbf{v}^{(i)})} |\mathbf{a}_r(\theta_r)^H \mathbf{u}^{(i)}|^2 |\mathbf{a}_t^H(\theta_t) \mathbf{v}^{(i)}|^2.$$

In the following, we describe the beam-alignment and data communication procedures.

**Beam-Alignment:** In each slot  $k$  of the beam-alignment phase, the BS transmits a pilot sequence  $\mathbf{s}$  using the beam index  $A_k$ , with transmit power  $P_{tx,k} = P_{ba}$ . Upon receiving  $\mathbf{z}_k$ , the UE uses a matched filter to compute the signal strength and sends the *normalized received signal power* feedback signal  $Y_k$  back to the BS, of the form

$$Y_k = \frac{|\mathbf{s}^H \mathbf{z}_k|^2}{\|\mathbf{s}\|_2^2 N_0 W_{tot} (1 + \Lambda g)}, \quad (4)$$

where  $\Lambda \triangleq \frac{P_{ba} \|\mathbf{s}\|_2^2}{N_0 W_{tot} \ell(d)}$  is the pre-beamforming receive SNR during beam-alignment. Then, the probability density function (pdf) of  $Y_k$  conditional on  $(X, A_k) = (n, i)$  is given by

$$f(Y_k = y | X = n; A_k = i) = [\nu e^{-\nu y}]^{\delta[i,n]} [e^{-y}]^{1-\delta[i,n]}, \quad (5)$$

where  $\delta[\cdot]$  is the Kronecker's delta function;  $1/\nu$  is the mean signal power in case of alignment, with  $\nu$  defined as

$$\nu \triangleq \frac{1 + g\Lambda}{1 + G\Lambda}. \quad (6)$$

The BS uses a Bayesian approach to select the next scanned beam index: given the history of feedback and scanned beam indices  $\mathcal{H}_{k+1} \triangleq \{(A_j, Y_j)\}_{j=0}^k$ , the next beam index  $A_{k+1}$  is selected. This procedure continues until the end of the beam-alignment phase.

**Data communication:** Upon completion of the beam-alignment phase, given the history of feedback and actions  $\mathcal{H}_{N_B}$ , the BS selects the data communication parameters: beam

<sup>1</sup>The phase of  $\mathbf{u}_k^H \mathbf{a}_r(\theta_r) \mathbf{a}_t^H(\theta_t) \mathbf{v}_k$  is incorporated in  $\alpha_k$ .

index for data communication  $A_d \in \mathcal{I}$ , transmission power  $P_d \in [0, P_{\max}]$ , and data rate  $R_d \geq 0$ . These parameters are used until the end of the data communication phase.

Let  $b_0[n]$  be the *prior belief* over  $X=n$  (or equivalently over  $\theta \in \mathcal{B}^{(n)}$ ) available at the beginning of the beam-alignment phase. We define the expected rate during the communication phase (normalized by the frame duration), as

$$\begin{aligned} \bar{R}(A_d, P_d, R_d | b_0, \mathcal{H}_{N_B}) \\ \triangleq \frac{T_{\text{fr}} - N_B T_s}{T_{\text{fr}}} \mathbb{P}(X = A_d | b_0, \mathcal{H}_{N_B}) \hat{R}(R_d, P_d), \end{aligned} \quad (7)$$

where we have defined

$$\hat{R}(R_d, P_d) \triangleq R_d \mathbb{P} \left[ R_d \leq W_{\text{tot}} \log_2 \left( 1 + \frac{|\alpha_k|^2 P_d G}{N_0 W_{\text{tot}}} \right) \right]. \quad (8)$$

The probability term in (7) is the probability of achieving correct alignment, given the prior  $b_0$  and the history  $\mathcal{H}_{N_B}$  of feedback and actions during the beam-alignment phase, whereas the probability term in (8) denotes the probability of non-outage with respect to the realization of the fading process (i.i.d. over time), given that correct alignment has been achieved (we assume that mis-alignment yields outage with probability one, since  $g \ll G$ ).

### III. PROBLEM FORMULATION AND SOLUTION

We now formulate the beam-alignment and data communication problem in the context of a decision process. We define a policy  $\mu$ , part of our design, which operates as follows. At time  $k$  during beam-alignment, given the history of feedback and actions  $\mathcal{H}_k$ , the BS selects the *beam-alignment action*  $A_k = n_s \in \mathcal{I}$  with probability  $\mu_k(n_s | \mathcal{H}_k)$ ; additionally, given  $\mathcal{H}_{N_B}$ , the BS selects the data communication parameters as  $(A_d, P_d, R_d) = \mu_d(\mathcal{H}_{N_B})$ . The goal is to design  $\mu$  so as to maximize the expected communication rate, i.e.,

$$\mathbf{P0}: \max_{\mu} \mathbb{E}_{\mu} [\bar{R}(A_d, P_d, R_d | b_0, \mathcal{H}_{N_B}) | b_0],$$

where the expectation  $\mathbb{E}_{\mu}$  is conditional on the prior belief  $b_0$  and on the policy  $\mu$  being executed during beam-alignment and data communication. Note that, using (7), we can rewrite the optimization problem as

$$\begin{aligned} \mathbf{P1}: \max_{\mu} \mathbb{E}_{\mu} \left[ \mathbb{P}(X = A_d | b_0, \mathcal{H}_{N_B}) \middle| b_0 \right] \\ \times \frac{T_{\text{fr}} - N_B T_s}{T_{\text{fr}}} \max_{R_d \geq 0, 0 \leq P_d \leq P_{\max}} \hat{R}(R_d, P_d), \end{aligned}$$

i.e., the problem can be decomposed into the following two independent problems: 1) find the optimal rate and power  $(R_d^*, P_d^*)$  that maximizes the expected rate in the communication phase, conditional on correct alignment being achieved ( $X=A_d$ ); 2) find the optimal beam-alignment policy and the beam index for communication  $A_d$  so as to maximize the probability of correct alignment. The first problem can be solved efficiently by maximizing (8). In the sequel, we consider the latter problem.

Let  $b_k[n] \triangleq \mathbb{P}(X = n | \mathcal{H}_k, b_0)$  be the belief over  $X=n$  given the history of actions and feedback and prior belief  $b_0$ . It serves as a sufficient statistics for optimal control for problem **P1**. In the following lemma, we present a simplified sufficient statistics along with its dynamics.

**Lemma 1.** Let  $m_0[n] = \ln b_0[n]$  denote the prior preference of  $n$ . Given the action and feedback pair  $(A_k, Y_k)$ , the belief at  $k+1$  is updated as

$$b_{k+1}[n] = \frac{\exp\{m_{k+1}[n]\}}{\sum_{l \in \mathcal{I}} \exp\{m_{k+1}[l]\}}, \quad (9)$$

where

$$m_{k+1}[n] = m_k[n] + J(Y_k) \delta[n, A_k], \quad \forall n \in \mathcal{I}, \quad (10)$$

and we have defined

$$J(y) \triangleq (1 - \nu)y + \ln \nu. \quad (11)$$

*Proof.* Given the belief  $b_k$  and  $(A_k, Y_k) = (n_s, y)$ , we have

$$\begin{aligned} b_{k+1}[n] &\stackrel{(a)}{=} \mathbb{P}(X = n | \mathcal{H}_{k+1}) \\ &\stackrel{(b)}{\propto} f(Y_k = y | X = n, A_k = n_s, \mathcal{H}_k) \mathbb{P}(X = n | A_k = n_s, \mathcal{H}_k) \\ &\stackrel{(c)}{=} f(Y_k = y | X = n, A_k = n_s) b_k[n] \\ &\stackrel{(d)}{=} [\nu \exp\{-\nu y\}]^{\delta[n_s, n]} [\exp\{-y\}]^{1 - \delta[n_s, n]} b_k[n] \\ &\stackrel{(e)}{=} \exp\{-y + J(y) \delta[n_s, n]\} b_k[n], \end{aligned} \quad (12)$$

where (a) follows from the definition of belief; (b) follows from Bayes' rule and  $\propto$  denotes proportionality up to a normalization factor independent of  $n$ ; (c) follows from the facts that  $Y_k$  is independent of history  $\mathcal{H}_k$  given  $(X, A_k)$ , and that  $X$  is independent of action  $A_k$  given  $\mathcal{H}_k$ , and by the definition of belief  $b_k$ ; (d-e) follow by substitution of the pdf of  $Y_k$  given in (5) and by definition of  $J(y)$ . We prove the lemma using induction. The lemma holds for  $b_0$  by definition of  $m_0$ . Let  $0 \leq k \leq N_B - 1$  and  $b_k$  be given by (9), then using (12)(e) normalized to sum to one, we get

$$\begin{aligned} b_{k+1}[n] &= \frac{\exp\{J(y) \delta[n_s, n]\} \exp\{m_k[n]\}}{\sum_{l \in \mathcal{I}} \exp\{J(y) \delta[n_s, l]\} \exp\{m_k[l]\}} \\ &= \frac{\exp\{m_{k+1}[n]\}}{\sum_{l \in \mathcal{I}} \exp\{m_{k+1}[l]\}}, \end{aligned} \quad (13)$$

where  $m_{k+1}[n]$  is given by (10).  $\blacksquare$

Let  $\mathbf{m}_k \triangleq [m_k[1], \dots, m_k[|\mathcal{I}|]]$ . Then, the previous lemma demonstrates that  $\mathbf{m}_k$  is a sufficient statistics for control decisions, since it is sufficient for computing the belief  $b_k$  at time  $k$ . Therefore,  $\mu$  can be expressed as  $\mu_k(\mathbf{m}_k)$ ,  $\forall 0 \leq k \leq N_B$ , which maps the current preference vector to beam index  $A_k \in \mathcal{I}$ . This result makes it possible to achieve an efficient implementation, since the belief can be update according to simple preference update rules as in (10), rather than via complex Bayesian belief updates. In the subsequent analysis we will use  $\mathbf{m}_k$  as the state, rather than the belief  $b_k$ .

#### A. MDP Formulation

Thanks to the identification of the sufficient statistics  $\mathbf{m}_k$ , we model the optimization problem **P1** as a Markov decision process (MDP) and optimize the decision variables to maximize the alignment probability in the data-communication phase. The MDP is a 5-tuple  $\langle \mathcal{T}, \mathcal{S}, \mathcal{A}, f(\mathbf{m}_{k+1} | \mathbf{m}_k, a_k), r_k(\mathbf{m}_k, a_k) \rangle$ ,  $k \in \mathcal{T}$ , with elements described as follows.

**Time Horizon:** given as  $\mathcal{T} = \{0, 1, \dots, N_B\}$  where  $\mathcal{T}_{\text{BA}} \equiv$

$\mathcal{T} \setminus \{N_B\}$  denote the slot indices associated with the beam-alignment phase, whereas at  $k=N_B$ , the communication parameters are selected and used until the end of the frame.

**State space:** given as  $\mathcal{S} = \mathbb{R}^{|\mathcal{I}|}$ , i.e., all possible values of preference vectors  $\mathbf{m}_k$ .

**Action space:** the set containing all the beam indices,  $\mathcal{A} = \mathcal{I}$ .

**State transition distribution:** Given state  $\mathbf{m}_k = \mathbf{m}$  and action  $A_k = n_s$  used in the  $k$ th stage of the beam-alignment phase, the feedback  $Y_k$  is generated with pdf

$$f(y|\mathbf{m}, n_s) \triangleq \sum_{n \in \mathcal{I}} f(Y_k = y|X = n, A_k = n_s) b_k[n] \quad (14)$$

$$= \frac{\exp\{m[n_s]\}}{\sum_{l \in \mathcal{I}} \exp\{m[l]\}} \nu e^{-\nu y} + \left[ 1 - \frac{\exp\{m[n_s]\}}{\sum_{l \in \mathcal{I}} \exp\{m[l]\}} \right] e^{-y},$$

leading to the new state

$$\mathbf{m}_{k+1} = \mathbf{m} + J(y_k) \boldsymbol{\delta}[n_s],$$

where  $\boldsymbol{\delta}[n_s] = [\delta[n_s, n]]_{\forall n \in \mathcal{I}}$  is the vector with entries  $\delta[n_s, n]$ .

**Reward function:** the reward is the probability of choosing a beam index such that  $X = A_{N_B}$  in the data communication phase, so that correct alignment is achieved, yielding

$$r_k(\mathbf{m}_k, a_k) = \begin{cases} 0, & k \in \mathcal{T}_{BA}, \\ \frac{\exp\{m_k[a_k]\}}{\sum_{l \in \mathcal{I}} \exp\{m_k[l]\}}, & k = N_B. \end{cases} \quad (15)$$

We now formulate the value function iteration for the MDP.

#### B. Value Function

The value function under the optimal policy is given as

$$V_k^*(\mathbf{m}) = \max_{a \in \mathcal{A}} q_k(\mathbf{m}, a), \quad (16)$$

where  $q_k$  is the Q-function under the state-action pair  $(\mathbf{m}, a)$ , defined recursively as

$$q_{N_B}(\mathbf{m}, n_d) = r_{N_B}(\mathbf{m}, n_d) = \frac{\exp\{m[n_d]\}}{\sum_{l \in \mathcal{I}} \exp\{m[l]\}},$$

and for  $k \in \mathcal{T}_{BA}$ , using (14),

$$q_k(\mathbf{m}, n_s) = \int_{\mathbb{R}^{|\mathcal{I}|}} V_{k+1}^*(\mathbf{m}') f(\mathbf{m}_{k+1} = \mathbf{m}' | \mathbf{m}_k = \mathbf{m}, A_k = n_s) d\mathbf{m}'$$

$$= \int_{\mathbb{R}} V_{k+1}^*(\mathbf{m} + J(y_k) \boldsymbol{\delta}[n_s]) f(y_k | \mathbf{m}, n_s) dy_k. \quad (17)$$

This yields the optimal value function in the data communication phase, by choosing the beam index with maximum preference  $n_d^* = \arg \max_{n_d \in \mathcal{I}} m[n_d]$ ,

$$V_{N_B}^*(\mathbf{m}) = \max_{a \in \mathcal{A}} q_{N_B}(\mathbf{m}, a) = \frac{\exp\{m[n_d^*]\}}{\sum_{l \in \mathcal{I}} \exp\{m[l]\}}. \quad (18)$$

In the beam-alignment phase ( $k \in \mathcal{T}_{BA}$ ), combining (16) and (17), we obtain iteratively the value function as

$$V_k^*(\mathbf{m}) = \max_{n_s \in \mathcal{I}} \int_{\mathbb{R}} V_{k+1}^*(\mathbf{m} + J(y) \boldsymbol{\delta}[n_s]) f(y | \mathbf{m}, n_s) dy.$$

In the following theorem, whose proof is provided in the Appendix, we unveil structural properties of  $V_k^*(\mathbf{m})$ . We find a lower-bound and an upper-bound to the Q-function and show that these bounds are optimized by a policy which, in each stage of the beam-alignment phase, selects the beam index with the *second-best* preference. This result will be the basis for our proposed policy evaluated numerically in Sec. IV.

**Theorem 1.** Let  $\xi(n_s; \mathbf{m})$

$$\triangleq \begin{cases} \exp\{m[n_s]\}, & \text{if } \max_{\hat{n} \neq n_s} m[\hat{n}] - m[n_s] < \ln \nu, \\ \exp\{\max_{\hat{n} \neq n_s} m[\hat{n}]\} \\ + h(\nu) \exp\left\{\frac{m[n_s] - \nu \max_{\hat{n} \neq n_s} m[\hat{n}]}{1 - \nu}\right\}, & \text{otherwise,} \end{cases} \quad (19)$$

where  $h(\nu) \triangleq \exp\{\frac{\nu}{1-\nu} \ln \nu\} - \exp\{\frac{\ln \nu}{1-\nu}\} > 0$ . Then, for  $k \in \mathcal{T}_{BA}$ , the Q-function is bounded as

$$q_k(\mathbf{m}, n_s) \geq q_k^{LB}(\mathbf{m}, n_s) \triangleq \frac{1}{\sum_{l \in \mathcal{I}} \exp\{m[l]\}} \left[ \xi(n_s) \right. \quad (20)$$

$$\left. + \exp\left\{\frac{\min_{n_i \neq n_j} m[n_i] - \nu m[n_j]}{1 - \nu}\right\} h(\nu) \frac{g(\nu) - [g(\nu)]^{N_B - k}}{1 - g(\nu)} \right],$$

$$q_k(\mathbf{m}, n_s) \leq q_k^{UB}(\mathbf{m}, n_s) \triangleq \frac{[1 + h(\nu)]^{N - k - 1}}{\sum_{l \in \mathcal{I}} \exp\{m[l]\}} \xi(n_s), \quad (21)$$

where we have defined

$$g(\nu) \triangleq e^{\frac{\ln \nu}{1-\nu}} \left[ \frac{1}{\nu + 1} - \frac{\ln \nu}{1 - \nu} \right] > 0. \quad (22)$$

Let  $n_{[1]}, n_{[2]}, \dots, n_{[|\mathcal{I}|]}$  be an ordering of beam indices in decreasing order of preference, i.e.,  $m[n_{[1]}] \geq m[n_{[2]}] \geq \dots, m[n_{[|\mathcal{I}|]}]$ , then the optimal value function is bounded as

$$V_k^*(\mathbf{m}) \geq \max_{n_s \in \mathcal{I}} q_k^{LB}(\mathbf{m}, n_s) = q_k^{LB}(\mathbf{m}, n_{[2]}), \quad \forall k \in \mathcal{T}_{BA}, \quad (23)$$

$$V_k^*(\mathbf{m}) \leq \max_{n_s \in \mathcal{I}} q_k^{UB}(\mathbf{m}, n_s) = q_k^{UB}(\mathbf{m}, n_{[2]}), \quad \forall k \in \mathcal{T}_{BA}, \quad (24)$$

with the maximizer given by the second-best beam index  $n_{[2]} = \arg \max_{n_s \in \mathcal{I}} q_k^{LB}(\mathbf{m}, n_s) = \arg \max_{n_s \in \mathcal{I}} q_k^{UB}(\mathbf{m}, n_s)$ .

*Proof.* The proof is provided in the Appendix.  $\blacksquare$

As a result of this Theorem, both the upper and lower bounds of the Q-function are maximized by the *second-best* beam index policy, which selects the beam index with the second-best preference during the beam-alignment phase. This policy will be evaluated numerically in the next section, against other MAB-based schemes proposed in the literature.

## IV. NUMERICAL RESULTS

In this section, we evaluate the performance of the *second-best* beam index selection scheme ( $n_s = n_{[2]}$ ) and compare it with three other schemes. The first one is based on LTS, a popular MAB scheme [12]. In LTS, at each slot the action is chosen according to the belief distribution, i.e.,  $n_s \sim b[n]$ . The second scheme is based on scanning the most-likely beam index ( $n_s = n_{[1]}$ ) as proposed in [11] (first-best). The third scheme is based on UCB as proposed in [10]. We evaluate the performance of these three schemes in terms of the probability of alignment and spectral efficiency using Monte-Carlo simulation with  $10^5$  iterations for each simulated point, with parameters as follows:  $M_t = 128$ ,  $M_r = 1$ ,  $N_0 = -174$  dBm/Hz,  $W_{\text{tot}} = 200$  MHz,  $T_{\text{fr}} = 20$  ms,  $T_s = 0.1$  ms,  $f_c = 30$  GHz,  $d = 10$  m, [path loss exponent] = 2. The BS uses  $M_t = 128$  antennas and partitions the AoD space into 32 sectors, each with a beamwidth of  $\pi/32$  rad and with prior  $b_0[n] = 1/32$ ,  $\forall n \in \mathcal{I}$ ; the UE is isotropic, hence it uses  $M_r = 1$  antenna with a single sector. We use the beamforming design proposed in [13] for ULAs with antenna spacing

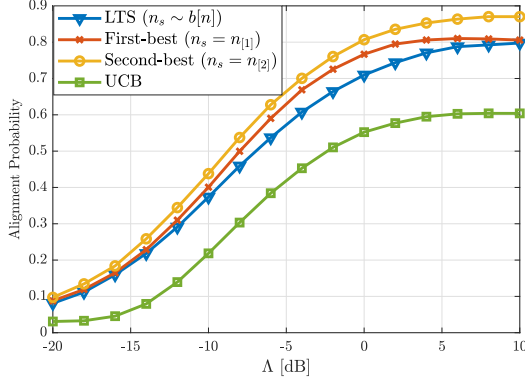


Fig. 2: Alignment Probability vs  $\Lambda$ ;  $N_B = 32$  (beam-alignment takes 16% of frame duration).

$d_t = \lambda/2$ . With this configuration, the main-lobe and side-lobe gains are best approximated by  $G \approx 14\text{dB}$ ,  $g \approx -11\text{dB}$ .

In Fig. 2, we depict the probability of alignment achieved by the aforementioned schemes versus the pre-beamforming SNR  $\Lambda$ . It can be observed that second-best has better performance than the other three schemes, with up to 7%, 10%, and 30% performance gain compared to first-best, LTS-based and UCB-based schemes. The performance gain of second-best is attributed to a better exploration-exploitation trade-off. The first-best scheme suffers from poor exploration since it "greedily" chooses the beam index most likely to succeed, but fails to test other beams that may be under-explored, and is thus prone to make alignment errors. On the other hand, LTS-based scheme suffers from poor exploitation since it may scan least likely beams. The proposed *second-best* scheme, on the other hand, strikes an optimal trade-off between exploration and exploitation: instead of greedily choosing the most likely beam, it chooses the second most likely one, leading to better exploration than *first-best*; simultaneously, by not choosing beam pairs that are unlikely to succeed, it leads to a better exploitation compared to the LTS-based and UCB-based schemes. Finally, compared to UCB, second-best is better tailored to the structure of the model, since it aims to maximize the alignment probability *at the end* of the beam-alignment phase (see (15)), rather than a surrogate metric – the cumulative SNR accrued *during* beam-alignment (as in UCB).

In Fig. 3, we depict the spectral efficiency against the fraction of  $T_{fr}$  used for BA  $N_B T_s / T_{fr}$ . We fix the SNR for beam-alignment as  $\Lambda = 30\text{dBm}$  and the data-communication power as  $P_d^* = 22\text{dBm}$ . Similar to the previous result, the *second-best* scheme outperforms the three other schemes, owing to improved alignment. The spectral efficiency is maximized at a unique maximizer  $N_B^*$ : it increases initially with  $N_B \leq N_B^*$  as the beam-alignment probability improves with  $N_B$ . However, as  $N_B$  increases beyond  $N_B^*$ , this gain is offset by the increased overhead and reduced duration of the data communication phase.

## V. CONCLUSIONS

In this paper, we have formulated the beam-alignment problem as a Bayesian MAB problem. For the optimal control design, we have identified a simplified sufficient statistics referred to as the preference of beam pairs. Based on the preference and bounding of the value function, we have proposed a heuristic policy, which selects the beam pair with the second

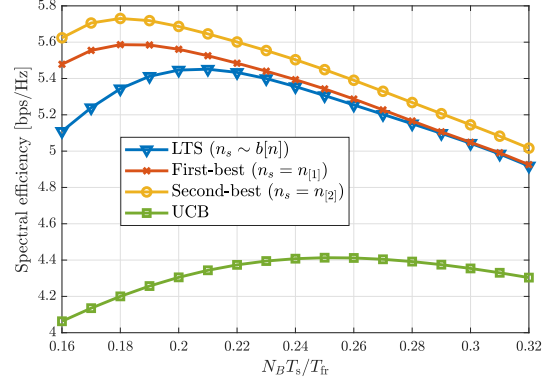


Fig. 3: Spectral efficiency vs fraction of  $T_{fr}$  used for BA  $N_B T_s / T_{fr}$ .

best-preference to scan. We have shown numerically that the proposed scheme outperforms the first-best, LTS, and UCB based beam-alignment schemes.

## APPENDIX: PROOF OF THEOREM 1

*Proof.* We prove the theorem using induction. Notice that from the definition of Q-function (17) and the optimal value function expression (18) for  $k = N_B$ , we get

$$q_{N_B-1}(\mathbf{m}, n_s) = \int_{\mathbb{R}} \frac{e^{\max_{\hat{n}} \mathbf{m}'[n|\mathbf{m}, n_s, y]}}{\sum_{l \in \mathcal{I}} e^{\mathbf{m}'[l|\mathbf{m}, n_s, y]}} f(y|\mathbf{m}, n_s) dy,$$

where we have defined the preference update

$$\mathbf{m}'[n|\mathbf{m}, n_s, y] = \mathbf{m}[n] + J(y)\delta[n_s].$$

Moreover, we note by the definition of  $J(y)$  in (11) that

$$\sum_{l \in \mathcal{I}} e^{\mathbf{m}'[l|\mathbf{m}, n_s, y]} = \sum_{l \in \mathcal{I}} e^{m[l] + J(y)\delta[n_s, l]} = e^y f(y|\mathbf{m}, n_s) \sum_{l \in \mathcal{I}} e^{m[l]}, \quad (25)$$

where  $f(y|\mathbf{m}, n_s)$  has been defined in (14). This yields

$$q_{N_B-1}(\mathbf{m}, n_s) \stackrel{(a)}{=} \frac{1}{\sum_{l \in \mathcal{I}} e^{m[l]}} \int_{\mathbb{R}} e^{\max_{\hat{n}} m[\hat{n}] + J(y)\delta[n_s, n]} e^{-y} dy \stackrel{(b)}{=} \frac{1}{\sum_{l \in \mathcal{I}} e^{m[l]}} \xi(n_s; \mathbf{m}) \quad (26)$$

where (b) follows by evaluating the integral in (a) and noting that it is given by  $\xi(n_s; \mathbf{m})$ . By using Lemma 2, and (26)(b), the optimal value function can be found to be

$$V_{N_B-1}^*(\mathbf{m}) = \frac{1}{\sum_{l \in \mathcal{I}} e^{m[l]}} \left[ e^{m[n_{[1]}]} + h(\nu) e^{\frac{m[n_{[2]}] - \nu m[n_{[1]}]}{1-\nu}} \right].$$

Thus, we have shown that the theorem statement holds for  $k = N_B - 1$  with equality. Assume it holds for  $k + 1$ , then

$$\begin{aligned} q_k(\mathbf{m}, n_s) &\geq \int_{\mathbb{R}} \left\{ \frac{e^{\max_{\hat{n}} \mathbf{m}'[n|\mathbf{m}, n_s, y]}}{\sum_{l \in \mathcal{I}} e^{\mathbf{m}'[l|\mathbf{m}, n_s, y]}} + \frac{e^{\frac{\min_{n_i \neq n_j} \mathbf{m}'[n_i|\mathbf{m}, n_s, y] - \nu \mathbf{m}'[n_j|\mathbf{m}, n_s, y]}{1-\nu}}}{\sum_{l \in \mathcal{I}} e^{\mathbf{m}'[l|\mathbf{m}, n_s, y]}} \right. \\ &\quad \left. \times h(\nu) \sum_{n=0}^{N_B-k-2} g^n(\nu) \right\} f(y|\mathbf{m}, n_s) dy, \quad (27) \end{aligned}$$

where we have used the induction hypothesis (23) for  $k+1$  and, using  $\mathbf{m}'[n_i|\mathbf{m}, n_s, y] - \nu \mathbf{m}'[n_j|\mathbf{m}, n_s, y] \geq$

$\min_{n_i \neq n_{[1]}} \mathbf{m}'[n_{[1]}|\mathbf{m}, n_s, y] - \nu \mathbf{m}'[n_j|\mathbf{m}, n_s, y]$ , we have lower bounded  $\xi(n_{[2]}; \mathbf{m}'[n|\mathbf{m}, n_s, y])$  as

$$\xi(n_{[2]}; \mathbf{m}'[n|\mathbf{m}, n_s, y]) \geq \exp\left\{\max_{\hat{n}} \mathbf{m}'[\hat{n}|\mathbf{m}, n_s, y]\right\} + h(\nu) \exp\left\{\frac{\min_{n_i \neq n_j} \mathbf{m}'[n_i|\mathbf{m}, n_s, y] - \nu \mathbf{m}'[n_j|\mathbf{m}, n_s, y]}{1 - \nu}\right\}.$$

Moreover, we note that

$$\begin{aligned} & \min_{n_i \neq n_j} \mathbf{m}'[n_i|\mathbf{m}, n_s, y] - \nu \mathbf{m}'[n_j|\mathbf{m}, n_s, y] \\ &= \min_{n_i \neq n_j} m[n_i] - \nu m[n_j] + J(y)\{\delta[n_s, n_i] - \nu \delta[n_s, n_j]\} \\ &\geq \min_{n_i \neq n_j} [m[n_i] - \nu m[n_j]] + \min_{n_i \neq n_j} J(y)\{\delta[n_s, n_i] - \nu \delta[n_s, n_j]\} \\ &= \min_{n_i \neq n_j} [m[n_i] - \nu m[n_j]] + \min\{J(y), -\nu J(y)\}. \end{aligned} \quad (28)$$

By substituting (28) and (25) into (27), yields

$$\begin{aligned} q_k(\mathbf{m}, a) &\geq \frac{1}{\sum_{l \in \mathcal{I}} e^{m[l]}} \left[ \int_{\mathbb{R}} \exp\left\{\max_{\hat{n}} m[\hat{n}] + J(y)\delta[n_s, n]\right\} e^{-y} dy \right. \\ &+ \exp\left\{\frac{\min_{n_i \neq n_j} m[n_i] - \nu m[n_j]}{1 - \nu}\right\} \int_{\mathbb{R}} e^{\frac{\min\{J(y), -\nu J(y)\}}{1 - \nu}} e^{-y} dy \\ &\left. \times h(\nu) \sum_{n=0}^{N_B - k - 2} g^n(\nu) \right]. \end{aligned} \quad (29)$$

The first integral in (29) is equal to  $\xi(n_s; \mathbf{m})$  and the second integral is found to be equal to

$$\int_{\mathbb{R}} e^{\frac{\min\{J(y), -\nu J(y)\}}{1 - \nu}} e^{-y} dy = e^{\frac{\ln \nu}{1 - \nu}} \left[ \frac{1}{\nu + 1} - \frac{\ln \nu}{1 - \nu} \right] = g(\nu) > 0.$$

Upon substituting these integrals into (29) yields the following lower-bound to the Q-function,  $q_k(\mathbf{m}, a)$

$$\geq \frac{1}{\sum_{l \in \mathcal{I}} e^{m[l]}} \left[ \xi(n_s; \mathbf{m}) + e^{\frac{\min_{n_i \neq n_j} m[n_i] - \nu m[n_j]}{1 - \nu}} h(\nu) \sum_{n=1}^{N_B - k - 1} g^n(\nu) \right],$$

whose maximization (see Lemma 2) yields (23). Using the induction hypothesis for  $k + 1$ , we have the following upper-bound the Q-function,  $q_k(\mathbf{m}, n_s)$

$$\leq \frac{[1 + h(\nu)]^{N - k - 1}}{\sum_{l \in \mathcal{I}} e^{m[l]}} \int_{\mathbb{R}} e^{\max_{\hat{n}} m[\hat{n}] + J(y)\delta[n_s, n]} e^{-y} dy. \quad (30)$$

The integral above is equal to  $\xi(n_s; \mathbf{m})$ , hence

$$V_k^*(\mathbf{m}) = \max_{n_s \in \mathcal{I}} q_k(\mathbf{m}, n_s) \leq \frac{[1 + h(\nu)]^{N - k - 1}}{\sum_{l \in \mathcal{I}} e^{m[l]}} \max_{n_s \in \mathcal{I}} \xi(n_s; \mathbf{m}). \quad (31)$$

Noting that  $\max_{n_s} \xi(n_s; \mathbf{m}) = \xi(n_{[2]}; \mathbf{m})$  (see Lemma 2), and upon substitution in (31) yields (24). ■

**Lemma 2.** Let  $\xi(n_s; \mathbf{m})$  be the function defined in (19), then

$$\max_{n_s \in \mathcal{I}} \xi(n_s; \mathbf{m}) = e^{m[n_{[1]}]} + h(\nu) \exp\left\{\frac{m[n_{[2]}] - \nu m[n_{[1]}]}{1 - \nu}\right\} \quad (32)$$

and  $\arg \max_{n_s \in \mathcal{I}} \xi(n_s; \mathbf{m}) = n_{[2]}$ .

*Proof.* To show that  $\arg \max_{n_s \in \mathcal{I}} \xi(n_s; \mathbf{m}) = n_{[2]}$ , we proceed as follows. Clearly, if  $n_s \in \{n_{[3]}, n_{[4]}, \dots, n_{[|\mathcal{I}|]}\}$ , then

$$\xi(n_{[2]}; \mathbf{m}) \geq \xi(n_{[j]}; \mathbf{m}), j = 3, \dots, |\mathcal{I}|. \quad (33)$$

Therefore, we restrict  $n_s \in \{n_{[1]}, n_{[2]}\}$  without loss in performance. Next, we show that  $\xi(n_{[2]}; \mathbf{m}) \geq \xi(n_{[1]}; \mathbf{m})$ . For that we consider two possible cases.

$$m[n_{[1]}] - m[n_{[2]}] > -\ln \nu:$$

$$\xi(n_{[2]}; \mathbf{m}) > e^{\max_{\hat{n}} m[\hat{n}]} = \xi(n_{[1]}; \mathbf{m}).$$

$m[n_{[1]}] - m[n_{[2]}] \leq -\ln \nu$ : Let  $\Delta_{1,2} \triangleq m[n_{[1]}] - m[n_{[2]}]$ , then,  $0 \leq \Delta_{1,2} < -\ln \nu$ . It follows that

$$\xi(n_{[2]}; \mathbf{m}) - \xi(n_{[1]}; \mathbf{m}) \propto e^{\Delta_{1,2}} - 1 - h(\nu) \left[ e^{\frac{\Delta_{1,2}}{1 - \nu}} - e^{-\nu \frac{\Delta_{1,2}}{1 - \nu}} \right] \geq 0.$$

In both cases,  $\max_{n_s} \xi(n_s) = \xi(n_{[2]})$ . Upon substitution of  $n_s = n_{[2]}$  in (19), yields (32). ■

## REFERENCES

- [1] M. R. Akdeniz, Y. Liu, M. K. Samimi, S. Sun, S. Rangan, T. S. Rappaport, and E. Erkip, "Millimeter Wave Channel Modeling and Cellular Capacity Evaluation," *IEEE Journal on Selected Areas in Communications*, vol. 32, no. 6, pp. 1164–1179, June 2014.
- [2] T. S. Rappaport, R. W. Heath, R. C. Daniels, and J. N. Murdock, *Millimeter wave wireless communications*. Prentice Hall, 2015.
- [3] C. Jeong, J. Park, and H. Yu, "Random access in millimeter-wave beamforming cellular networks: issues and approaches," *IEEE Communications Magazine*, vol. 53, no. 1, pp. 180–185, January 2015.
- [4] V. Desai, L. Krzymien, P. Sartori, W. Xiao, A. Soong, and A. Alkhateeb, "Initial beamforming for mmWave communications," in *48th Asilomar Conference on Signals, Systems and Computers*, Nov 2014.
- [5] M. Hussain and N. Michelusi, "Throughput optimal beam alignment in millimeter wave networks," in *2017 Information Theory and Applications Workshop (ITA)*, Feb 2017, pp. 1–6.
- [6] R. A. Hassan and N. Michelusi, "Multi-user beam-alignment for millimeter-wave networks," in *2018 Information Theory and Applications Workshop (ITA)*, Feb 2018, pp. 1–6.
- [7] N. Michelusi and M. Hussain, "Optimal beam-sweeping and communication in mobile millimeter-wave networks," in *2018 IEEE International Conference on Communications (ICC)*, May 2018, pp. 1–6.
- [8] M. Hussain and N. Michelusi, "Energy-efficient interactive beam alignment for millimeter-wave networks," *IEEE Transactions on Wireless Communications*, vol. 18, no. 2, pp. 838–851, Feb 2019.
- [9] —, "Coded Energy-Efficient Beam-Alignment for Millimeter-Wave Networks," in *56th Annual Allerton Conference on Communication, Control, and Computing (Allerton)*, Oct 2018, pp. 407–412.
- [10] M. Hashemi, A. Sabharwal, C. Emre Koksall, and N. B. Shroff, "Efficient beam alignment in millimeter wave systems using contextual bandits," in *IEEE INFOCOM 2018*, April 2018, pp. 2393–2401.
- [11] S. Chiu, N. Ronquillo, and T. Javidi, "Active learning and CSI acquisition for mmwave initial alignment," *CoRR*, vol. abs/1812.07722, 2018. [Online]. Available: <http://arxiv.org/abs/1812.07722>
- [12] A. G. Sutton, Richard S. Barto, *Reinforcement learning: An introduction*. MIT Press, 2018.
- [13] S. Noh, M. D. Zoltowski, and D. J. Love, "Multi-Resolution Codebook and Adaptive Beamforming Sequence Design for Millimeter Wave Beam Alignment," *IEEE Transactions on Wireless Communications*, vol. 16, no. 9, pp. 5689–5701, Sep. 2017.
- [14] A. A. M. Saleh and R. Valenzuela, "A statistical model for indoor multipath propagation," *IEEE Journal on Selected Areas in Communications*, vol. 5, no. 2, pp. 128–137, February 1987.
- [15] C. N. Barati, S. A. Hosseini, M. Mezzavilla, T. Korakis, S. S. Panwar, S. Rangan, and M. Zorzi, "Initial Access in Millimeter Wave Cellular Systems," *IEEE Transactions on Wireless Communications*, vol. 15, no. 12, pp. 7926–7940, Dec 2016.
- [16] Y. Li, J. G. Andrews, F. Baccelli, T. D. Novlan, and C. J. Zhang, "Design and analysis of initial access in millimeter wave cellular networks," *IEEE Transactions on Wireless Communications*, vol. 16, no. 10, pp. 6409–6425, Oct 2017.
- [17] M. R. Akdeniz, Y. Liu, M. K. Samimi, S. Sun, S. Rangan, T. S. Rappaport, and E. Erkip, "Millimeter wave channel modeling and cellular capacity evaluation," *IEEE Journal on Selected Areas in Communications*, vol. 32, no. 6, pp. 1164–1179, June 2014.
- [18] V. Va, J. Choi, and R. W. Heath, "The impact of beamwidth on temporal channel variation in vehicular channels and its implications," *IEEE Transactions on Vehicular Technology*, vol. 66, no. 6, pp. 5014–5029, June 2017.