

Modeling the Past and Future Contexts for Session-based Recommendation

Fajie Yuan
Tencent
Shenzhen, China
fajieyuan@tencent.com

Guibing Guo
Northeastern University
Shenyang, China
guogb@swc.neu.edu.cn

Xiangnan He
University of Science and Technology of China
Hefei, China
xiangnanhe@gmail.com

Zhezha Xu, Jian Xiong, Xiuqiang He
Tencent
Shenzhen, China
{zhezhaoxu,janexiong,xiuqianghe}@tencent.com

ABSTRACT

Long session-based recommender systems have attracted much attention recently. For each user, they may create hundreds of click behaviors in short time. To learn long session item dependencies, previous sequential recommendation models resort either to data augmentation or a left-to-right autoregressive training approach. While effective, an obvious drawback is that future user behaviors are always missing during training. In this paper, we claim that users' future action signals can be exploited to boost the recommendation quality. To model both past and future contexts, we investigate three ways of augmentation techniques from both data and model perspectives. Moreover, we carefully design two general neural network architectures: a pretrained two-way neural network model and a deep contextualized model trained on a text gap-filling task. Experiments on four real-world datasets show that our proposed two-way neural network models can achieve competitive or even much better results. Empirical evidence confirms that modeling both past and future context is a promising way to offer better recommendation accuracy.

1 INTRODUCTION

Session-based Recommender system (SRS) [6] has become an emerging topic in the recommendation domain, where a recommender is able to predict the next item based on a history of observed (e.g., clicked, bought) items within a user session. While recent advances in deep neural networks [9, 10, 12, 21, 22, 28] have led to promising approaches to model user interest distribution in sessions, one difficult task is to represent long-range user sessions [28]. However, in practice, long sessions are widely popular in scenarios such as short video, image or news recommendations. For example, users may view several hundreds of short videos in hours on TikTok¹ as the average running time of each video is only 15 seconds.

In early literature [6], it is common to build SRS by simply predicting the last item based on previous user behaviors in the session. Though this straightforward approach may provide reasonable recommendations for the short-range SRS scenario, it is largely unsatisfied when modeling relatively long session data. The possible reason is that the way of modeling inevitably ignored internal item dependencies in the session. To address this issue, most recommenders resort to data augmentation [20] techniques to enhance

the model when handling long sessions. The prevalent data augmentation method is to generate new subsessions by using prefixes of the original input [20–22], as illustrated in Figure 1 (a). While effective, the way of data augmentation has obvious side effects since the generated subsessions may break the data integrity of user's clicking distributions [28]. Moreover, the large number of new subsessions will increase training times compared to only the input session [12]. The other effective approach is to model the distribution of the entire user session instead of only the desired item. That is, the probabilistic distribution of each item in the user session will be modeled conditioned on all its left (i.e., past) context, as shown in Figure 1 (b). This idea results in a typical autoregressive generative model, referred to as NextItNet [28], which achieves state-of-the-art recommendation accuracy for long session-based recommender systems with a dilated CNN architecture.

In fact, the right (i.e., future) context of most predicted items (except the last one) in the user session is always available during training. It is intuitive that user's future actions also have certain connections with the current clicking behaviors. Hence, it is reasonable to believe that leveraging the right context appropriately during training is very likely to help improve existing SRS. Motivated by this, we investigate several strategies to incorporate the right context from both data and model perspectives. Empirically, we first show that the simple data augmentation by reversing the input session is not sufficient to solve this problem. Furthermore, we resort to developing deep contextualized models to take into account both the past and future context during training. The main difficulty is that the standard deep two-way neural network will cause information leakage problem for the SRS task since higher layer neurons are able to 'peek' at the predicted items through their connections. This will lead to ineffective training since the 'answer' is already known by the model. To overcome this issue, we present two carefully designed optimizing solutions: one is the combination of two independently trained unidirectional objective functions on the basis of NextItNet, while the other is trained by a real two-way objective function with a novel blank-masking technique inspired by the gap-filling task in language examination. For the later one, we also build a dilated CNN architecture to model long-range user sessions and fit the proposed training objective. Extensive experiments on several real-world datasets show that our proposed approaches generally perform better than typical data augmentation methods and NextItNet-style learning algorithms.

¹<https://www.tiktok.com>

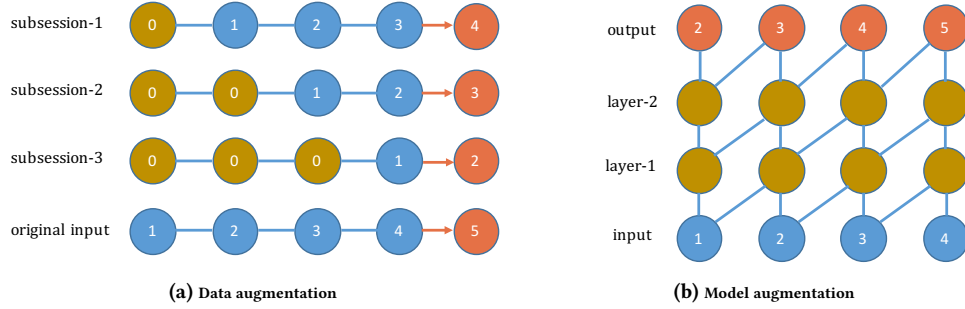


Figure 1: Two ways of augmentations in SRS. The numbers represent observed itemIDs in each user session. "0" is the padding token. The red token represents future items predicted by SRS. (a) Typical data augmentation approach with new training subsessions created by splitting the original input session. Clearly, for a 50-length original input, the processing approach can produce a 50 times larger training dataset. (b) The prediction output $p(x_t | x_1, \dots, x_{t-1})$ is only determined by previous timesteps. E.g., item 4 is predicted by items 1, 2 and 3, which achieves the same effect with session-1 in (a). The overall loss in (b) can be regarded as the sum of the separate loss of the original input and subsessions in (a). In fact, it can also be viewed as a form of data augmentation from the model perspective.

2 PRELIMINARIES

First, the problem of session-based recommendation is described. Then, two state-of-the-art temporal CNN models are shortly recapitulated. At last, we review previous work on session-based recommender systems. The main claim of this section is that the existing left-to-right data or model augmentation method is insufficient for better recommendations.

2.1 Top- N Session-based Recommendation

The formulation of top- N session-based recommendation in this paper closely follows that in NextItNet [28]. In SRS, the concept "session" is defined as a collection of items (referring to any objects e.g., videos, songs or queries) that happened at one time or in a certain period of time [10, 24]. For instance, both a list of browsed webpages and a collection of watched videos consumed in a hour by a user can be regarded as a session. Formally, let $\{x_1, \dots, x_{t-1}, x_t\}$ be a set of items in a user session, where $x_i \in \mathbb{R}$ ($0 \leq i \leq t$) denotes the index of clicked item out of a total number of t items in the session. The task of SRS is to train a model such that for a given prefix session data, $\mathbf{x} = \{x_0, \dots, x_i\}$, it generates the distribution \mathbf{y} for candidate items, where $\mathbf{y} = [y_1, \dots, y_n] \in \mathbb{R}^n$. y_j represents probability value of item $i+1$ that will occur in the future clicking event. In practice, SRS typically makes more than one recommendation by selecting the top- N (e.g., $N = 10$) items from \mathbf{y} , referred to as the top- N session-based recommendations [20].

2.2 Issues of NextItNet-style Algorithms

In this section, we mainly review the typical session-based recommendation models that have similar left-to-right style, including but not limited to Improved GRURec [6] (short for GRURec), Caser [21] and NextItNet [9]. Among these models, GRURec and Caser fall in the line of standard data augmentation methods following Figure 1 (a), while NextItNet is a typical autoregressive generative model following Figure 1 (b).

2.2.1 Data Augmentation. The authors of Improved GRURec proposed a generic data augmentation (DA) to improve recommendation quality, which has been applied in a majority of following work, such as [10, 21, 22]. The basic idea of DA in SRS is to treat all prefixes in the user session as new training sequences [6]. Specifically, for a given user session $\{x_1, \dots, x_{t-1}, x_t\}$, the DA method will generate a collection of sequences and target labels $\{(x_2|x_1), (x_3|x_1, x_2), \dots, (x_t|x_1, x_2, \dots, x_{t-1})\}$. Following this processing, the model learns all conditional relations instead of only the last item x_t and the prefix sequence $\{x_1, x_2, \dots, x_{t-1}\}$. Due to more information learned by additional subsessions, DA is an effective way to reduce the overfitting problem especially when the user session is long and the user-item matrix is sparse. Even though the DA method has been successfully applied in numerous SRS work, it may lead to a break of the integrity of original input distribution [28].

2.2.2 Model Augmentation. To overcome the above-mentioned suboptimal problem, NextItNet-style learning methods [9, 28] proposed to optimizing all positions of the original input instead of only the final index. Specifically, the generative model of NextItNet uses $\{x_1, \dots, x_{t-1}\}$ (or $x_{1:t-1}$) as the input and outputs distributions over $x_{2:t}$, where x_t is the desired item. Mathematically, the joint distribution of a user session $\{x_1, \dots, x_{t-1}, x_t\}$ can be factorized as a product of conditional distributions following the chain rule:

$$p(\mathbf{x}) = \prod_{i=1}^t p(x_i | x_1, \dots, x_{i-1}; \bar{\Theta}) \quad (1)$$

where $p(x_i | x_1, \dots, x_{i-1})$ denotes the probability of i -th item x_i conditioned on its all prefix $x_{0:i-1}$, $\bar{\Theta}$ is the parameters. For clarity, the difference of data augmentation and model augmentation is shown as follows:

$$\begin{aligned} \text{Caser/GRURec} : \underbrace{\{x_1, \dots, x_{i-1}\}}_{\text{input}} &\Rightarrow \underbrace{x_i}_{\text{output}} \\ \text{NextItNet} : \underbrace{\{x_1, \dots, x_{t-1}\}}_{\text{input}} &\Rightarrow \underbrace{\{x_2, \dots, x_t\}}_{\text{output}} \end{aligned} \quad (2)$$

2.2.3 Issues of Modeling from Left-to-Right. As shown, the above optimization approaches simply train the user session from left to right. Although it matches the prediction scenario in practice, there is also right context available during training. For instance, with the given user session $\{x_1, \dots, x_{t-1}, x_t\}$, when x_i ($i < t - 1$) is predicted in the training session, the future clicked items $\{x_{i+1}, \dots, x_t\}$ are already there for an input sequence. Even though x_i is not directly determined by x_{i+1} , it is very likely to be the reason why x_{i+1} occurs in the future since x_{i+1} is conditioned on $\{x_1, \dots, x_i\}$. Moreover, leveraging the future context can be regarded as a way of data augmentation that helps models alleviate the well-known sparsity problems in SRS. Correspondingly, it is reasonable to argue that the right (i.e., future) context of the currently clicked item may have certain casual connections with itself. Hence, we believe it is worth to investigate the impact to recommendation models by fusing the right context during training. However, two key concerns arise if the NextItNet-style algorithms model the future context. One concern is that the right context is unavailable in the prediction phrase, which will result in the mismatch problem between training and the final generating task. The other concern is that the higher layer neurons are able to see the predicted item through the network connections. This incurs ineffective training since the ‘answer’ is already known. Motivated by the two difficulties, we propose two distinct optimization methods: one idea is built on the combination of two pretrained unidirectional NextItNets, while the other is based on a well-designed blank-filling mask borrowed from the gap-filling task in language examinations.

2.3 Related Work

Recently, the powerful deep neural network based sequential models (e.g., RNN) have almost dominated the field of session-based recommender systems (SRS). Among these models, GRURec [6] is a pioneering work to employ Gated Recurrent Units to model users’ evolution of preferences. Inspired by the success, a class of RNN-based models have been researched extensively for SRS. For example, an improved RNN variant in [20] showed promising improvements over standard RNN models by proposing data augmentation techniques. Hidasi et al [6] further proposed a family of alternative ranking objective functions along with effective sampling tricks to improve the cross entropy and pairwise losses. [12] proposed personalized SRS, while [4, 17] explored how to use content and context features to enhance the recommendation accuracy.

Another line of research work is based on convolutional neural networks (CNN) and attention mechanisms. The main claim is that RNN-based sequential models seriously depend on a hidden state of the entire past that cannot fully utilize parallel processing power of GPUs [3, 28]. As a result, their speed is limited in both training and evaluation. Instead, CNN and purely attention based models are inherently easier to parallelize since all timesteps in the user session are known during training. The most typical CNN models for SRS is Caser [21], which treats the item embedding matrix as an image and then perform 2D convolution. In NextItNet [28], authors argued that the CNN architecture and max pooling operation are not suitable to model long-range user sequence. Correspondingly, they proposed using stacked dilated CNN to increase the receptive field of higher layer neurons. Moreover, authors claimed that the data augmentation techniques in Caser or GRURec can be omitted by

developing loss functions directly for the entire input. They showed that the autoregressive NextItNet is more powerful than Caser or state-of-the-art RNN models for session-based recommendation task. Meanwhile, transformer-based self-attention [23, 30] models also demonstrated competitive results in the area of SRS.

While above works have achieved promising improvements over traditional recommendation approaches (e.g., markov chains style models [14] & factorization models [13, 27, 29]), one important drawback is either data augmentation based models [10, 20–22] or autoregressive models [23, 28, 30] only model the past user behaviors during training. Intuitively, SRS may achieve further improvements if future user preference are considered during training. Motivated by this, in what follows, we will investigate several augmentation methods from both data and model perspectives.

3 PROPOSED METHODS

In this section, augmentation methods are investigated to improve the item representations by modeling both the past and future contexts in user sessions. First, a simple data augmentation by reversing the input user session is presented as a baseline. Then, two model-level augmentation methods that follows similar intuition are proposed.

3.1 Two-way Data Augmentation

In Section 2.2, the left-to-right optimization objective was claimed as the main concern of potentially non-optimal results. That is, all useful user behaviors $\{x_{i+1}, \dots, x_t\}$ in the future are ignored when learning the representations of item x_i .

A fairly straightforward approach to take advantage of future context is to reverse the original user session and train the recommendation model by feeding it both the input and reversed output. The recommendation model of NextItNet or Caser can be used without any modification. Throughout this paper, we investigate the recommendation performance by using NextItNet (denoted by NextItNet+).

$$\begin{aligned} \text{NextItNet+} : \underbrace{\{x_1, \dots, x_{t-1}\}}_{\text{input}} &\Rightarrow \underbrace{\{x_2, \dots, x_t\}}_{\text{output}} \\ \underbrace{\{x_t, \dots, x_2\}}_{\text{input}} &\Rightarrow \underbrace{\{x_{t-1}, \dots, x_1\}}_{\text{output}} \end{aligned} \quad (3)$$

The above data augmentation is trivial to implement, however, we notice that the way of modeling has two drawbacks: (1) the left and right contexts of item x_i are modeled by the same set of parameters or same convolutional kernels of NextItNet. While in practice, the impact of the left and right contexts to x_i can be very different. Hence, the exactly same network representation is not accurate from this perspective. (2) The separate training process of the left and right contexts easily results in suboptimal performance since the parameters learned for the left context may be largely changed when the model trains the right context. In view of this, a better solution is that (1) the optimization objective consists of both the left and right contexts simultaneously, and (2) the left and right contexts are represented by different set of model parameters. In the following, we will introduce two model-level augmentation methods that are able to model the past and future contexts simultaneously.

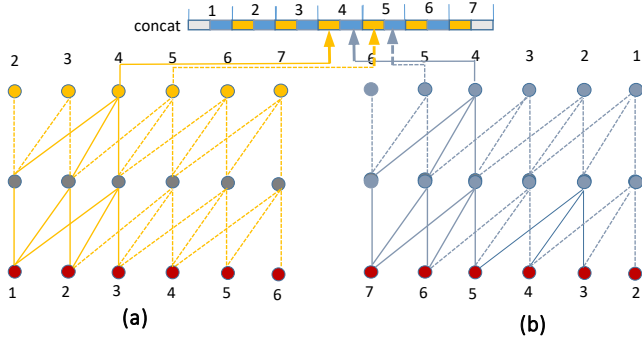


Figure 2: The two-way NextItNets. (a) and (b) are the forward and backward NextItNet respectively. The grey bar denotes the representation of the padded token. For simplicity, we use the dilated convolution with a dilation factor 1 for illustration.

3.2 Pretrained Two-way NextItNets

In this section, we introduce a new type of two-way NextItNets that model the past context in the forward direction and model the future context in the backward direction. Similar to the forward NextItNet, the backward NextItNet runs over a user session in reverse, predicting the previous item conditioned on the future context. The claim here is different from that in NextItNet, where both the predicted item and its future context are masked. In this work, we only guarantee that the predicted item are not seen by higher neurons. The formulation of backward NextItNet is given as follows:

$$p(\mathbf{x}) = \prod_{i=1}^t p(x_i | x_t, x_{t-1}, \dots, x_{i+1}; \tilde{\Theta}) \quad (4)$$

Both the forward and backward NextItNets will produce the item embeddings of a user session in each convolutional layer. Let $\tilde{\mathbf{h}}_{x_i}$ and $\tilde{\mathbf{h}}_{x_i}$ be the item embedding vector x_i calculated by the top layer NextItNet from the forward and backward directions respectively. To form the two-way NextItNets, we concatenate the embedding from the forward and backward NextItNets, i.e., $\mathbf{h}_{x_i} = [\tilde{\mathbf{h}}_{x_i}; \tilde{\mathbf{h}}_{x_i}]$, as illustrated in Figure 2. To combine both directions in the objective function, we maximize the joint log likelihood of both directions.

$$L = \sum_{i=1}^t \log p(x_i | x_1, x_2, \dots, x_{i-1}; \Theta) + \log p(x_i | x_t, x_{t-1}, \dots, x_{i+1}; \tilde{\Theta}) \quad (5)$$

Obviously, the parameters Θ consist of three parts, namely, the bottom layer item embedding Θ_e , convolutional kernels of NextItNet $\tilde{\Theta}_{NextItNet}$ & $\tilde{\Theta}_{NextItNet}$ and weights of softmax layer Θ_s . Θ_e and Θ_s are shared between directions while $\tilde{\Theta}_{NextItNet}$ and $\tilde{\Theta}_{NextItNet}$ are independent of each other. The idea here has similar motivation with the bidirectional language model [11], with the exception that the bidirectional language model is proposed for word understanding or downstream NLP tasks, which are not well-suited for the generating task. This is because although two-way NextItNets can learn better item representations by taking into account two directional contexts, unfortunately the right context is

unavailable during generating. That is, the backward NextItNet in Figure 2 (b) is useless when generating the distribution of next item. The discrepancies between training and predicting may hurt the final recommendation performance (see Table 2) since the optimal parameters learned for the two-way NextItNets may be suboptimal for the unidirectional NextItNet. To leverage future context as well as addressing the mismatch issue, we propose using the two-way NextItNets as the pretraining model and recording Θ_e and $\tilde{\Theta}_{NextItNet}$ for the forward NextItNet. After convergence of the two-way NextItNets, we fine tune the forward NextItNet with only the left context. The pretraining and fine tuning process can be simply viewed as a transfer learning [26] task, where the source dataset contains both the past and future contexts while the target dataset contains only the past context. For the specific learning strategies, we can either freeze Θ_e and $\tilde{\Theta}_{NextItNet}$ by only training the top layers or fine tune them during training of the forward NextItNet with the past context. Empirically, we find the fine tuning all layers shows better performance than both the original forward NextItNet and two-way NextItNets. The pretraining based two-way NextItNets we refer to it as PtNextItNet.

3.3 Gap-filling Based NextItNet

The above two-way NextItNets are essentially a shallow concatenation of independently trained left-to-right and right-to-left model. We argue that a deep two-way network is reasonably more powerful than the shallow concatenation. In this section, we introduce an alternative approach to model two directional contexts, which does not rely on pretraining and fine tuning.

The main difficulty to build a real deep two-way neural network model is that the network could ‘cheat’ since predicted item will be ‘indirectly seen’ by the high-layer network connections. To address it, we borrow an idea from a fill-in-the-blank or gap-filling [2, 15] task that is well-known in student language testing. Specifically, we present a blank-mask technique that directly masks some percentage of items in a session and then predict these masked items. We assume items in a user session as words in a sentence², where we randomly remove some words by replacing them with the masked symbol “_”, e.g., “today, I went to the _ and bought a _ of milk with my _”. The goal is to predict the answers of these missing words, i.e., “shop”, “bottle” and “wife”. Our mask technique here is different from that in NextItNet where it claims that all right contexts (including the predicted item) should be covered, while here we claim that only the predicted items denoted by “_” require to be covered. The joint distribution of missing items $\mathbf{x}_{\Delta_i} = \{x_{\Delta_1}, \dots, x_{\Delta_k}\}$ is given as follows

$$p(\mathbf{x}_{\Delta_i}) = \prod_{i=1}^k p(x_{\Delta_i} | x_1, \dots, x_t \setminus x_{\Delta_1}, \dots, x_{\Delta_k}; \Theta) \quad (6)$$

where k is the number of masked items. As shown in Figure 3, $\{x_{\Delta_1}, \dots, x_{\Delta_k}\} = \{3, 8, 10, 13, 15, 17\}$. The above equation indicates that each missing item is predicted by both its left and right contexts. By using the blank-masking technique, the information leaking problem can be well addressed.

²Note that the collection of items (e.g., short videos, photos, or songs) in a user session, i.e., the item ‘sentence’, intuitively have very weak order relationship, which is different from language generation.

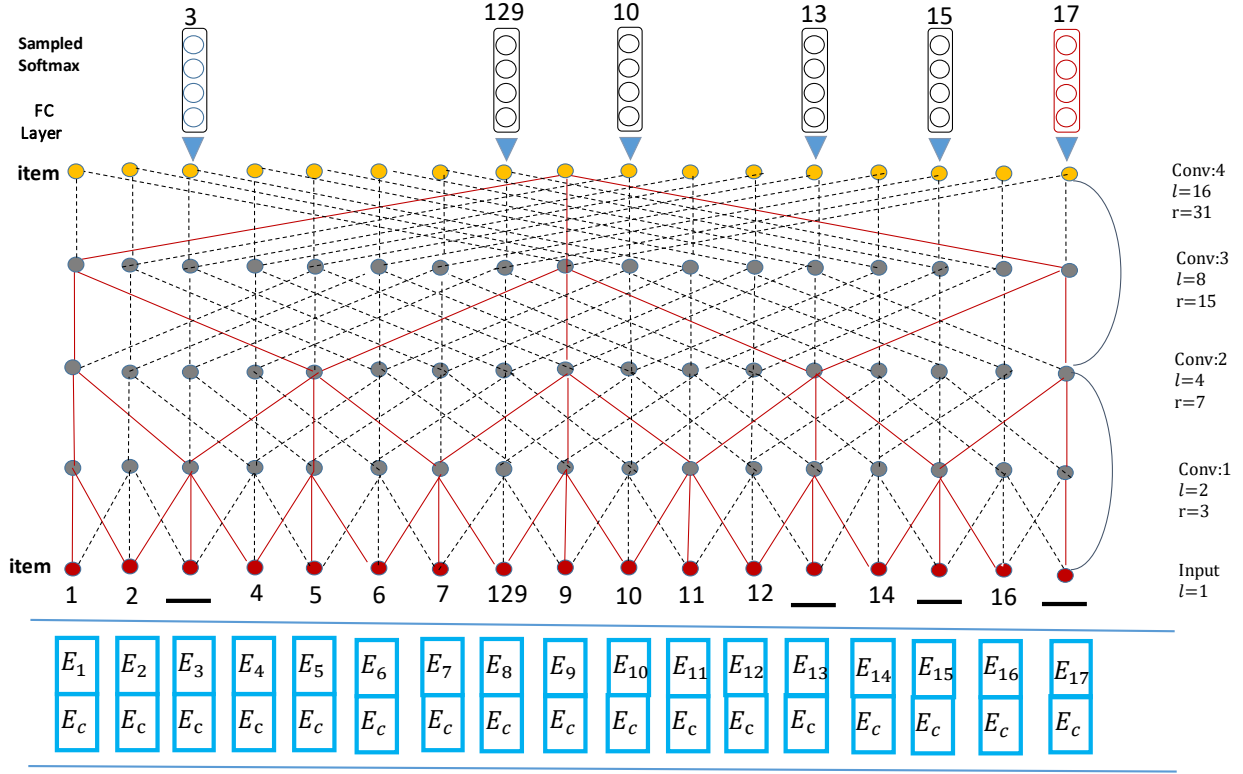


Figure 3: The architecture of GfNextItNet with both past and future context. r and l denotes the receptive field and dilation respectively. The coverage of red-line network denotes the receptive field of item 9 on the fourth convolutional layer. The blue arcs are the skip connection of residual blocks.

In practice, we usually perform the masking operation for items in a user session with $\gamma = 30$ to 40 percent. In addition, to learn a robust model, we do not replace all these masked items with “_” in practice. This is in line with existing work [1, 18, 19] that a small percentage of noisy and real items will help reduce overfitting and improve the accuracy of deep learning models. Empirically, the best performance is achieved by the following procedure: 60% to 70% of the time (denoted by $\eta = 70\% \sim 80\%$), masked items are replaced with “_”, half of the remaining time masked items are replaced with real items, and half with randomly sampled fake items from the item pool. By doing this, the CNN decoder does not know which item will be predicted and which item is the real one, and as a result, it is forced to learn the contextual representation of all its surrounded items, i.e., both the left and right context. The gap-filling based SRS is referred to as GfNextItNet.

3.3.1 Model Structure. Following NextItNet, GfNextItNet consists of three components: the input representation tensor, the CNN layers and the output layer. The basic module of the input representation tensor is an item embedding matrix E_x of the masked user session via a look-up table on the entire item matrix E . This is in contrast to NextItNet-style learning algorithm that the embedding matrix is constructed by the vectors of the first $t - 1$ items. As a

result, the output softmax layer is also different since NextItNet-style models predict all next items of the individual item in the input session, while GfNextItNet only predicts the masked items in the input session. For clarity, we show the difference of input and output sequence between GfNextItNet and NextItNet as follows.

$$\begin{aligned}
 \text{NextItNet} : \underbrace{\{1, 2, 3, 4, 5, \dots, 15, 16\}}_{\text{input}} &\Rightarrow \underbrace{\{2, 3, 4, 5, 6, 7, \dots, 16, 17\}}_{\text{output}} \\
 \text{GfNextItNet} : \underbrace{\{1, 2, 3, 4, 5, 6, 7, 8, 9, 10, 11, 12, 13, 14, 15, 16, 17\}}_{\text{input}} \\
 &\Rightarrow \underbrace{\{1, 2, _, 4, 5, 6, 7, 129, 9, 10, 11, 12, _, 14, _, 16, _\}}_{\text{masked input}} \\
 &\Rightarrow \underbrace{\{3, 129, 10, 13, 15, 17\}}_{\text{output}}
 \end{aligned} \tag{7}$$

where the item $\{3, 129, 10, 13, 15, 17\}$ are required to be estimated by GfNextItNet. Specifically, items 3, 13, 15, 17 are masked by “_”, item 8 is replaced by a random item (i.e., 129) from the item pool, and item 10 keeps the original item in the input session. In addition, GfNextItNet is flexible to model various context features by concatenating the

feature embeddings with E_x , such as user profile vector E_c (including but not limited to user age, gender as well as social relations) or item position embedding vector \tilde{E}_i , i.e., $\tilde{E}_i = [E_{x_i}; E_c; E_i]$.

Following NextItNet, the masked convolutions use dilation to increase the receptive field so as to model long-range user sessions. The dilation rates are doubled every layer from 1 up to 16 in this work. In addition, we can repeat this scheme several times for very long-range sessions, such as $\{1, 2, 4, 8, 16, 1, 2, 4, 8, 16\}$. To alleviate gradient vanishing issues, we investigate two types of convolutional structures, one is to wrap every two dilated layers by a residual block following NextItNet, while the other is to build skip connections for all preceding layers of the f^{th} layer following DenseNet [7]. It worth mentioning that DenseNet architectures have not been explored in the field of recommender systems. Figure 3 shows the architecture of GfNextItNet with four dilated CNN layers.

On top of the final convolutional layer, we apply the look-up table again to extract the hidden vectors of predicted items. To obtain the probabilities of the predicted items, we simply perform a 1×1 convolution with the input channel same size as the width of \tilde{E}_i and output channel same size as the number of items. Note that for very large size of items, the negative sampling techniques should be easily applied, such as a static sampled softmax in [8] or a dynamic negative sampler in [27].

3.3.2 Model Training & Generating. To maximize the joint distribution of masked items (i.e., Eq. (6)), we compute the cross entropy loss between these masked items and ground truth items. Other alternative objective functions such as pairwise ranking loss (BPR [13]) and adversarial training based loss [5] are also theoretically feasible and worth exploring in the future. Since GfNextItNet only predicts around 30%-40% of items in each batch, it needs more training steps to converge compared to NextItNet-style models (which predict all items), but less steps compared to the left-to-right data augmentation based models (e.g., Caser) (which predict only the last item).

Once the model is well trained, we can use it for item generation. Unlike the training phrase that masks a certain percentage of items in each user session, we just need to mask the position of last item in each user session and keeps all its left-context items with its original format during the generating phrase. In addition, it also makes sense to perform pretraining and fine tuning before generation, similar to PtNextItNet. That is, we fine tune the well-trained GfNextItNet using new training sessions that only mask the last item in each user session, which makes the training and testing more consistent. In fact, we observe obvious improvements in our experiments even though we do not perform fine tuning. This is probably because the random masking technique is able to guarantee sufficient training of the last item with the left context in the user session.

4 EXPERIMENTS

As the key contribution of this work is to improve the existing left-to-right style learning algorithms for SRS, we evaluate the proposed approaches on four real-world datasets and conduct detailed ablation studies to answer the following research questions:

- (1) **RQ1:** Does the proposed three augmentation methods performs better than existing state-of-the-art models that train

user sessions from left to right or using only past context? Which way performs best among the three proposed methods?

- (2) **RQ2:** How does PtNextItNet perform without pretraining? How does GfNextItNet perform with different masking strategies?
- (3) **RQ3:** What is the effect of other key hyperparameters of GfNextItNet? For examples, the batch size of user session and the types of residual blocks.

In the following, we will first describe the experimental settings, followed by answering the above research questions.

4.1 Experimental Settings

4.1.1 Dataset Descriptions. We conduct experiments on four large-scale industry datasets, among of which three are publicly accessible and one is made by Tencent, China.

1. Yahoo! Music³. This dataset is provided by Yahoo! Research Alliance Webscope program. The full version of the dataset contains 200,000 users and 136,000 songs. To speed up our experiments, in this paper we randomly select 50,000 users including around 19 million user-item observations. The songs played by each user are ordered sequentially. For a fair comparison, we define the maximum session length (denoted by h) as 20^4 by simply splitting long-range (>20) user sequence into several subsessions with each session length equals to 20 or padding 0 if the length is less than 20.

2. Byte-100M⁵. This dataset is obtained from ICME 2019 short video understanding challenge, which focuses on predicting the probability that each user finishes watching and likes a given video. Since the original data contains cold users and items, we perform a standard preprocessing by filtering observations if a user has less than 5 items or an item has less than 10 users. We set h as 50 and perform the same preprocessing as above. Note that since the timestep information of the original data has been processed by data desensitization, we do not consider the order relations in each user session.

3. Weishi⁶. Similar to Byte-Recommend100M, this is also a short video dataset produced by Tencent, China. We set h as 30 and perform similar preprocessing as above.

4. Last.fm⁷. This is a music recommendation dataset by randomly drawing 200,000 songs from Last.fm. We follows the same preprocessing as in [28] by setting h as 100.

Table 1 summarizes the statistics of evaluated datasets after basic preprocessing.

4.1.2 Evaluation Protocols. We randomly split all user sessions into training (80%), validation (3%) and testing (17%) sets. We evaluate all models by three popular top- N metrics, namely MRR@ N (Mean Reciprocal Rank) [6], HR@ N (Hit Ratio) [5] and NDCG@ N [29] (Normalized Discounted Cumulative Gain). N is set to 5 and 20 for comparison. The HR intuitively measures whether the ground truth item is on the top- N list, while the NDCG & MRR account for the hitting position by rewarding higher scores to hit at a top rank. We adopt the leave-one-out evaluation for user sessions

³<https://webscope.sandbox.yahoo.com>

⁴It produces similar conclusions with different length size, e.g., 10, 50, or 100.

⁵<https://pan.baidu.com/s/1QvoRbJMizWZtLvBIT2B9Bg>

⁶<https://weishi.qq.com>

⁷<https://www.dtic.upf.edu/~ocelma/MusicRecommendationDataset/lastfm-1K.html>

in the testing sets, i.e., evaluating the accuracy of the *last* (i.e., next) item of each session, similarly to [28].

4.1.3 Compared Methods. In this work, we mainly compare our improved augmentation methods with two state-of-the-art left-to-right style CNN baselines, namely, Caser [21] and NextItNet [28]. Specifically, Caser is a typical session-based recommendation model based on the left-to-right data augmentation, while NextItNet is a typical left-to-right style model-level augmentation approach. Since both Caser and NextItNet are convolutional neural network (CNN) models, our proposed methods are also learned by CNN for comparison purpose.

Note that the comparisons to other well-known recommendation models, such as Bayesian personalized ranking (BPR) [13], Markov chain based models FMC & FPMC [14] or GRURec [6, 20] are simply omitted since they significantly underperform either Caser or NextItNet in existing literature [9, 21, 25, 28].

4.1.4 Experimental Reproducibility. All models were trained on GPUs (Tesla P40) using Tensorflow. The reported results use an embedding dimension of $f=64$. Results for $f=12, 32, 128$ demonstrate similar behaviors but are omitted for saving space. The learning rates and batch sizes of baseline methods are manually tuned according to performance in validation sets. Empirically, NextItNet shows best recommendation accuracy using the learning rate of 0.001 and batch size of 32~64, which is basically consistent with the report in [28]. A larger batch size will not further improve the recommendation accuracy. PtNextItNet adopts exactly the same hyper-parameters of NextItNet since it can be regarded as a variant of NextItNet. GfNextItNet are relatively sensitive to batch size since the it does not predict all items in each batch. We leave it as later discussion. Without special mention, γ is set to 40% and η is set to 80%. In addition, we report results with residual block (b) (i.e., the blue arcs in Figure 3) of NextItNet for GfNextItNet, PtNextItNet, tNextItNet, NextItNet+, and NextItNet since it empirically performs better than block (a) (see [28]).

4.2 Performance Comparison (RQ1)

Table 2 presents the results of all methods on four datasets. We observe that except Weishi, the NextItNet baseline largely outperforms Caser on all other datasets. Even on the Weishi dataset, NextItNet is comparable to Caser regarding all ranking measures. This is consistent with the observation in [28] as the optimization objective and CNN models of NextItNet are more suitable for the SRS scenario. Hence, in what follows, we focus on comparing our proposed improvements with NextItNet. First, among all three proposed augmentation methods, NextItNet+ performs better than NextItNet on the Byte-100M and Weishi datasets, while it shows similar results on the other two datasets. In other words, the trivial two-way data augmentation method does not guarantee better results than the unidirectional model with only the left context. The results are predictable since the parameters learned by the left context may not completely suits the right context. Even though the model considers more context, the indepent training proecess of the right context may hurt the model representation for the left context. Second, the proposed model-level augmentation methods, i.e., PtNextItNet and GfNextItNet, significantly outperform NextItNet on the first three datasets. This results indicate that a suitable way

of modeling by using more contexts does improve the recommendation accuracy. Surprisingly, neither PtNextItNet nor GfNextItNet achieve an important improvement compared with the standard NextItNet on Last.fm. By manually examining the datasets, we note that two reasons may lead to this result. First, the user behaviors are much more densier than other datasets. Each user on Last.fm listened more than 10,000 songs and creates 110 sessions in average. As a result, each predicted item in fact has already sufficient context to use even though ignoring the future signals. The second reason is that the user session is very long, and correspondingly, the predicted item with its surrounded context may appear more than once in the session, which can be learned by the model. In this case, the future context may not help much for the prediction accuracy. Even in such a scenario, PtNextItNet and GfNextItNet are still competitive, compared to NextItNet. Regarding the performance comparison between PtNextItNet and GfNextItNet, we observe that empirically GfNextItNet is more powerful than PtNextItNet, which demonstrates that a deep two-way network is more suitable than a shallow concatation of them.

4.3 Impact of Pretraining and Masking (RQ2)

First, we show the results⁸ of a non-pretrained two-way NextItNet (i.e., tNextItNet) in Table 2. It can be seen that NextItNet consistently performs worse than the standard left-to-right style NextItNet, although tNextItNet uses both the left and right contexts. The reason is because tNextItNet consists of two independent CNN networks during training, while only the left-to-right network is available during generating. The mismatch during training and generating easily leads to suboptimal results. However, it is reasonable to argue that the embedding layer and left-to-right network trained using two-way context may contain useful future information, which can not be learned by only the left context. Hence, a fine-tuning NextItNet (i.e., PtNextItNet) based on tNextItNet will give consideration to both pre-trained two-way networks and final generating objective function. We also show the convergence behaviors of PtNextItNet in Figure 4. The results demonstrate that PtNextItNet converges faster and better than NextItNet and tNextItNet.

Table 3 & 4 show the performance change of GfNextItNet on Yahoo! Music and Byte-100M with different masking hyperparameters. First, we fix $\eta = 80\%$ and tune γ from 10% ~ 50%. As shown in Table 3, too large or too small γ typically achieves suboptimal performance. The highest recommendation accuracy is obtained when γ is between 30% to 40%. The is because masking too much percentage of items in the user session is very likely to miss important contexts of these masked items and thus harm the model’s understanding capacity, while on the contrary GfNextItNet needs more training steps to converge since very small percentage of items in each batch are predicted. Similar behaviors are observed in Table 4, where the optimal results are obtained when η is around 70%. The reason is easy to understand since using too many noisy items (i.e., $\eta = 50\%$) definitely result in low accuracy, while the robustness of GfNextItNet will be impacted without noise (i.e., $\eta = 100\%$).

⁸In the following, we conduct the ablation studies on one or two datasets to speedup the experiments since the conclusions on other datasets are basically consistent.

Table 1: Statistics of the datasets. “M” is short for million.

DATA	#users	#items	#actions	#sessions	session length	Sparsity	avg.sessions per user
Yahoo! Music	50,000	136,738	19.1M	0.97M	20	99.72%	19.4
Byte-100M	548,254	513,879	67.4M	1.02M	50	99.97%	1.86
Weishi	200,000	57,723	5.62M	0.2M	30	99.95%	1.0
Last.fm	1000	200,000	11.2M	0.11M	100	94.40%	110

Table 2: Accuracy comparison. NextIttNet+ represents NextIttNet with the two-way data augmentation. tNextIttNet is the two-way NextIttNet without pretraining. MostPop returns item list ranked by popularity. For each measure, the best result is indicated in bold.

DATA	Models	MRR@5	MRR@20	HR@5	HR@20	NDCG@5	NDCG@20
Yahoo! Music	MostPop	0.0007	0.0012	0.0020	0.0075	0.0010	0.0025
	Caser	0.0655	0.0787	0.1196	0.2561	0.0788	0.1175
	NextIttNet	0.0940	0.1113	0.1692	0.3473	0.1125	0.1631
	NextIttNet+	0.0926	0.1101	0.1672	0.3457	0.1110	0.1618
	tNextIttNet	0.0884	0.1050	0.1583	0.3287	0.1056	0.1540
	PtNextIttNet	0.0975	0.1156	0.1750	0.3604	0.1167	0.1693
	GfNextIttNet	0.1016	0.12027	0.1833	0.3740	0.1218	0.1759
Byte-100M	MostPop	0.0007	0.0017	0.0021	0.0116	0.0011	0.0038
	Caser	0.0017	0.0024	0.0038	0.0120	0.0022	0.0045
	NextIttNet	0.0033	0.0050	0.0071	0.0256	0.0043	0.0094
	NextIttNet+	0.0038	0.0057	0.0081	0.0287	0.0049	0.0105
	tNextIttNet	0.0031	0.0046	0.0682	0.0237	0.0040	0.0086
	PtNextIttNet	0.0039	0.0059	0.0085	0.0304	0.0051	0.0111
	GfNextIttNet	0.0042	0.0060	0.0090	0.0296	0.0054	0.0110
Weishi	MostPop	0.0010	0.0019	0.0033	0.0135	0.0016	0.0044
	Caser	0.0099	0.0128	0.0189	0.0504	0.0121	0.0208
	NextIttNet	0.0095	0.0131	0.0187	0.0570	0.0118	0.0224
	NextIttNet+	0.0105	0.0142	0.0203	0.0609	0.0129	0.0242
	tNextIttNet	0.0089	0.0119	0.0181	0.0510	0.0112	0.0202
	PtNextIttNet	0.0100	0.0138	0.0200	0.0613	0.0128	0.0240
	GfNextIttNet	0.0108	0.0146	0.0215	0.0632	0.0135	0.0249
Last.fm	MostPop	0.0007	0.0009	0.0013	0.0047	0.0008	0.0017
	Caser	0.2118	0.2193	0.2657	0.3386	0.2253	0.2464
	NextIttNet	0.2893	0.2970	0.3672	0.4531	0.3088	0.3326
	NextIttNet+	0.2839	0.2933	0.3555	0.4570	0.3019	0.3300
	tNextIttNet	0.2150	0.2223	0.2706	0.3416	0.2289	0.2494
	PtNextIttNet	0.3078	0.3151	0.3554	0.4268	0.3197	0.3403
	GfNextIttNet	0.2942	0.3029	0.3505	0.4348	0.3082	0.3327

MostPop returns the most popular item respectively.

Table 3: Impact of γ ($\eta=80\%$) regarding MRR@5.

Data	10%	20%	30%	40%	50%
Yahoo! Music	0.0979	0.0989	0.0990	0.1008	0.0969
Byte-100M	0.0041	0.0041	0.0042	0.0043	0.0040

Table 4: Impact of η ($\gamma=40\%$) regarding MRR@5.

Data	50%	60%	70%	90%	100%
Yahoo! Music	0.0962	0.0989	0.1005	0.0997	0.0986
Byte-100M	0.0039	0.0042	0.0042	0.0040	0.0038

4.4 Impact of Hyperparameters and Convolutional Architectures (RQ3)

In this subsection, we evaluate the impact of some basic hyperparameters (i.e., batch size, embedding dimension f) and the residual block component. As we mentioned before, compared with NextIttNet or PtNextIttNet, GfNextIttNet is relatively sensitive to batch

size since it does not construct the entire input session. We show the convergence behaviors of Yahoo! Music on Figure 5 (a) with different batch size. Clearly, GfNextIttNet achieves higher accuracy with batch size of 1024 than 64 and 256. The similar conclusion also applies to other datasets. Figure 5 (b) shows the results of GfNextIttNet with different embedding sizes. Similar to other embedding

Table 5: Impact of different convolutional structures on GfNextItNet regarding MRR@5. All other parameters are fixed. Results for NextItNet, NextItNet+, PtNextItNet come to the same conclusion but are omitted for saving space.

Model	Yahoo! Music	Byte-100M	Weishi	Last.fm
ResNet	0.1016	0.0042	0.0108	0.2942
DenseNet	0.0960	0.0045	0.0108	0.3102

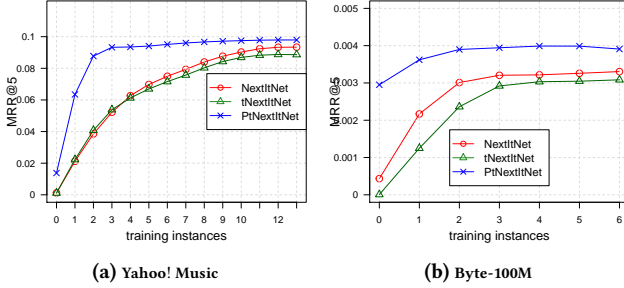


Figure 4: Convergence behaviors of PtNextItNet. Each unit in x-axis is 3000*64 training sessions, where 64 is the batch size.

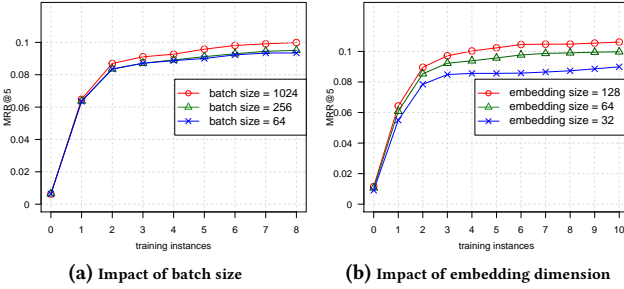


Figure 5: Impact of batch size and embedding size on Yahoo! Music. Each unit in x-axis is 5000*1024 training sessions. All results are reported based on the first 40*512 sessions of the testing set to speedup the experiments.

models, a relatively larger embedding dimension usually leads to better results.

To our knowledge, the impact of residual block structures in the field of recommender systems has not been well researched in literature. As a supplemental study, we also apply a state-of-the-art convolutional architecture, referred to as densely connected convolutional networks (DenseNet) [16], originally designed in the field of computer vision. The results are presented in Table 5. It seems that we are hard to judge which type of convolutional architecture performs better in the task of SRS according to the results, although DenseNet significantly outperforms ResNet for the image processing task [16]. In other words, we may need to conduct more trials when choosing a convolutional architecture for different recommendation datasets.

5 CONCLUSION

In this paper, we have shown how to incorporate future context for the standard left-to-right style learning algorithms in task of SRS. The motivation is that state-of-the-art session-based recommendation models does not or are not suitable to model both the past and future preferences. Two carefully designed bidirectional objective functions are proposed. Moreover, we present pretrained two-way NextItNets and gap-filling based NextItNet, which perfectly fit the objective functions and solve the information leakage issues of higher layer neurons. Through ablations and controled experiments, we demonstrate that the proposed two-way recommendation models are more powerful than the traditional unidirectional models, and thus achieve new state-of-the-art results. In future, we are interested in studying whether the future context or the proposed two-way NextItNets will also improve the recommendation diversity for SRS.

REFERENCES

- [1] Jacob Devlin, Ming-Wei Chang, Kenton Lee, and Kristina Toutanova. 2018. Bert: Pre-training of deep bidirectional transformers for language understanding. *arXiv preprint arXiv:1810.04805* (2018).
- [2] William Fedus, Ian Goodfellow, and Andrew M Dai. 2018. Maskgan: Better text generation via filling in the_. *arXiv preprint arXiv:1801.07736* (2018).
- [3] Jonas Gehring, Michael Auli, David Grangier, Denis Yarats, and Yann N Dauphin. 2017. Convolutional sequence to sequence learning. In *Proceedings of the 34th International Conference on Machine Learning-Volume 70*. JMLR. org, 1243–1252.
- [4] Youyang Gu, Tao Lei, Regina Barzilay, and Tommi S Jaakkola. 2016. Learning to refine text based recommendations.. In *EMNLP*. 2103–2108.
- [5] Xiangnan He, Zhankui He, Xiaoyu Du, and Tat-Seng Chua. 2018. Adversarial personalized ranking for recommendation. In *SIGIR*. ACM, 355–364.
- [6] Balázs Hidasi, Alexandros Karatzoglou, Linas Baltrunas, and Domonkos Tikk. 2015. Session-based recommendations with recurrent neural networks. *arXiv preprint arXiv:1511.06939* (2015).
- [7] Gao Huang, Zhuang Liu, Laurens Van Der Maaten, and Kilian Q Weinberger. 2017. Densely connected convolutional networks. In *Proceedings of the IEEE conference on computer vision and pattern recognition*. 4700–4708.
- [8] Sébastien Jean, Kyunghyun Cho, Roland Memisevic, and Yoshua Bengio. 2014. On using very large target vocabulary for neural machine translation. *arXiv preprint arXiv:1412.2007* (2014).
- [9] Wang-Cheng Kang and Julian McAuley. 2018. Self-attentive sequential recommendation. In *2018 IEEE International Conference on Data Mining (ICDM)*. IEEE, 197–206.
- [10] Jing Li, Pengjie Ren, Zhumin Chen, Zhaochun Ren, Tao Lian, and Jun Ma. 2017. Neural Attentive Session-based Recommendation. In *CIKM*. ACM, 1419–1428.
- [11] Matthew E Peters, Mark Neumann, Mohit Iyyer, Matt Gardner, Christopher Clark, Kenton Lee, and Luke Zettlemoyer. 2018. Deep contextualized word representations. *arXiv preprint arXiv:1802.05365* (2018).
- [12] Massimo Quadana, Alexandros Karatzoglou, Balázs Hidasi, and Paolo Cremonesi. 2017. Personalizing session-based recommendations with hierarchical recurrent neural networks. In *Proceedings of the Eleventh ACM Conference on Recommender Systems*. ACM, 130–137.
- [13] Steffen Rendle, Christoph Freudenthaler, Zeno Gantner, and Lars Schmidt-Thieme. 2009. BPR: Bayesian personalized ranking from implicit feedback. In *Proceedings of the twenty-fifth conference on uncertainty in artificial intelligence*. AUAI Press, 452–461.

- [14] Steffen Rendle, Christoph Freudenthaler, and Lars Schmidt-Thieme. 2010. Factorizing personalized markov chains for next-basket recommendation. In *Proceedings of the 19th international conference on World wide web*. ACM, 811–820.
- [15] Keisuke Sakaguchi, Yuki Arase, and Mamoru Komachi. 2013. Discriminative approach to fill-in-the-blank quiz generation for language learners. In *Proceedings of the 51st Annual Meeting of the Association for Computational Linguistics (Volume 2: Short Papers)*, Vol. 2. 238–242.
- [16] Tom Sercu and Vaibhava Goel. 2016. Dense Prediction on Sequences with Time-Dilated Convolutions for Speech Recognition. *arXiv preprint arXiv:1611.09288* (2016).
- [17] Elena Smirnova and Flavian Vasile. 2017. Contextual Sequence Modeling for Recommendation with Recurrent Neural Networks. *arXiv preprint arXiv:1706.07684* (2017).
- [18] Kaitao Song, Xu Tan, Tao Qin, Jianfeng Lu, and Tie-Yan Liu. 2019. MASS: Masked Sequence to Sequence Pre-training for Language Generation. *arXiv preprint arXiv:1905.02450* (2019).
- [19] Matthias Sperber, Jan Niehues, and Alex Waibel. [n. d.]. Toward robust neural machine translation for noisy input sequences.
- [20] Yong Kiam Tan, Xinxing Xu, and Yong Liu. 2016. Improved recurrent neural networks for session-based recommendations. In *Proceedings of the 1st Workshop on Deep Learning for Recommender Systems*. ACM, 17–22.
- [21] Jiayi Tang and Ke Wang. 2018. Personalized Top-N Sequential Recommendation via Convolutional Sequence Embedding. In *ACM International Conference on Web Search and Data Mining*.
- [22] Trinh Xuan Tuan and Tu Minh Phuong. 2017. 3D Convolutional Networks for Session-based Recommendation with Content Features. In *RecSys*. ACM.
- [23] Ashish Vaswani, Noam Shazeer, Niki Parmar, Jakob Uszkoreit, Llion Jones, Aidan N Gomez, Łukasz Kaiser, and Illia Polosukhin. 2017. Attention is all you need. In *Advances in neural information processing systems*. 5998–6008.
- [24] Shoujin Wang, Longbing Cao, and Yan Wang. 2019. A Survey on Session-based Recommender Systems. *arXiv preprint arXiv:1902.04864* (2019).
- [25] Teng Xiao, Shangsong Liang, and Zaiqiao Meng. 2019. Hierarchical Neural Variational Model for Personalized Sequential Recommendation. In *The World Wide Web Conference*. ACM, 3377–3383.
- [26] Jason Yosinski, Jeff Clune, Yoshua Bengio, and Hod Lipson. 2014. How transferable are features in deep neural networks?. In *Advances in neural information processing systems*. 3320–3328.
- [27] Fajie Yuan, Guibing Guo, Joemon M Jose, Long Chen, Haitao Yu, and Weinan Zhang. 2016. Lambdafm: learning optimal ranking with factorization machines using lambda surrogates. In *CIKM*. ACM, 227–236.
- [28] Fajie Yuan, Alexandros Karatzoglou, Ioannis Arapakis, Joemon M Jose, and Xiangnan He. 2019. A Simple Convolutional Generative Network for Next Item Recommendation. In *Proceedings of the Twelfth ACM International Conference on Web Search and Data Mining*. ACM, 582–590.
- [29] Fajie Yuan, Xin Xin, Xiangnan He, Guibing Guo, Weinan Zhang, Chua Tat-Seng, and Joemon M Jose. 2018. fBGD: Learning embeddings from positive unlabeled data with BGD. (2018).
- [30] Shuai Zhang, Yi Tay, Lina Yao, and Aixin Sun. 2018. Next item recommendation with self-attention. *arXiv preprint arXiv:1808.06414* (2018).