

Applying the tempered Lefschetz thimble method to the Hubbard model away from half-filling

Masafumi Fukuma,^{1,*} Nobuyuki Matsumoto,^{1,†} and Naoya Umeda^{2,‡}

¹*Department of Physics, Kyoto University, Kyoto 606-8502, Japan*

²*PricewaterhouseCoopers Aarata LLC, Otemachi Park Building,
1-1-1 Otemachi, Chiyoda-ku, Tokyo 100-0004, Japan*

The tempered Lefschetz thimble method [14] is a parallel-tempering algorithm to solve the sign problem in Monte Carlo simulations. It uses the flow time of the antiholomorphic gradient flow as a tempering parameter and is expected to tame both the sign and multimodal problems simultaneously. In this letter, we further develop the algorithm so that the expectation values can be estimated precisely with a criterion ensuring global equilibrium and the sufficiency of the sample size. The key is the use of the fact that the expectation values should be the same for all replicas due to Cauchy's theorem. To demonstrate that this algorithm works well, we apply it to the quantum Monte Carlo simulation of the Hubbard model away from half-filling on a two-dimensional lattice of small size, and show that the numerical results agree nicely with exact values.

I. INTRODUCTION

The sign problem is one of the major obstacles when performing numerical calculations in various fields of physics. Typical examples include finite density QCD [1], quantum Monte Carlo calculations of quantum statistical systems [2–4], and the numerical simulations of real-time quantum field theories.

There have been two major approaches to solving the sign problem. One is the complex Langevin method [5], and the other is a class of algorithms utilizing the Lefschetz thimbles [6–15]. Each has its own advantage and disadvantage. The former is advantageous in that it is relatively fast with computational cost $O(N)$ (N : the degrees of freedom), but it suffers from the so-called wrong convergence problem [16–19]. The latter is generally free from the wrong convergence problem *if* only a single thimble is relevant in evaluating the expectation values of physical observables of interest. The disadvantage is its expensive numerical cost, which is $O(N^3)$ because of the need to calculate the Jacobian determinant. When multiple thimbles are relevant, one needs to take care of the multimodality of the distribution. The tempered Lefschetz thimble method (TLTM) was thus proposed in [14] to tame both the sign and multimodal problems simultaneously by tempering the system with the tempering parameter set to the flow time of the antiholomorphic gradient flow (see also [15] for a similar idea).

In this letter, we further develop the TLTM, proposing an algorithm which allows the precise estimation of expectation values with a criterion ensuring global equilibrium and the sufficiency of the sample size. The key is the use of the fact that the expectation values should be the same for all flow times. To demonstrate that this method works well, we apply it to the quantum Monte Carlo

simulation of the Hubbard model away from half-filling, which has been known to suffer from the sign problem even for lattices of small size [3, 20]. We consider a two-dimensional periodic square lattice of size $N_s = 2 \times 2$ with the inverse temperature decomposed to $N_t = 5$ pieces. We show that the TLTM gives results that agree nicely with exact values.

II. TEMPERED LEFSCHETZ THIMBLE METHOD

Let $x = (x^i) \in \mathbb{R}^N$ be a real N -dimensional dynamical variable with action $S(x)$ which may take complex values. Our main concern is to estimate the expectation values

$$\langle \mathcal{O}(x) \rangle_S \equiv \frac{\int_{\mathbb{R}^N} dx e^{-S(x)} \mathcal{O}(x)}{\int_{\mathbb{R}^N} dx e^{-S(x)}}. \quad (1)$$

We assume that $e^{-S(z)}$ and $e^{-S(z)} \mathcal{O}(z)$ are entire functions over \mathbb{C}^N when x is complexified to $z = (z^i) \in \mathbb{C}^N$. Then, due to Cauchy's theorem for higher dimensions, the right-hand side does not change under continuous deformations of the integration region as long as the boundary at infinity is kept fixed so that the integrals converge. The sign problem will get reduced if $\text{Im} S(z)$ is almost constant on the new integration region.

In [11–15] such a deformation $x \rightarrow z_t(x)$ ($t \geq 0$) is made according to the antiholomorphic gradient flow:

$$\dot{z}_t^i = [\partial_i S(z_t)]^*, \quad z_{t=0}^i = x^i. \quad (2)$$

Equation (1) can then be rewritten as

$$\langle \mathcal{O}(x) \rangle_S = \frac{\int_{\Sigma_t} dz e^{-S(z)} \mathcal{O}(z)}{\int_{\Sigma_t} dz e^{-S(z)}} \quad (\Sigma_t \equiv z_t(\mathbb{R}^N)), \quad (3)$$

which can be further rewritten as a ratio of reweighted integrals over \mathbb{R}^N by using the Jacobian matrix $J_t(x) \equiv$

* fukuma@gauge.scphys.kyoto-u.ac.jp

† nobu.m@gauge.scphys.kyoto-u.ac.jp

‡ umeda@gauge.scphys.kyoto-u.ac.jp

$(\partial z_t^i(x)/\partial x^j)$ [11]:

$$\begin{aligned}\langle \mathcal{O}(x) \rangle_S &= \frac{\int_{\mathbb{R}^N} dx \det J_t(x) e^{-S(z_t(x))} \mathcal{O}(z_t(x))}{\int_{\mathbb{R}^N} dx \det J_t(x) e^{-S(z_t(x))}} \\ &= \frac{\langle e^{i\theta_t(x)} \mathcal{O}(z_t(x)) \rangle_{S_t^{\text{eff}}}}{\langle e^{i\theta_t(x)} \rangle_{S_t^{\text{eff}}}}.\end{aligned}\quad (4)$$

Here, $S_t^{\text{eff}}(x)$ and $\theta_t(x)$ are defined by

$$e^{-S_t^{\text{eff}}(x)} \equiv e^{-\text{Re } S(z_t(x))} |\det J_t(x)|, \quad (5)$$

$$e^{i\theta_t(x)} \equiv e^{-i \text{Im } S(z_t(x))} e^{i \arg \det J_t(x)}, \quad (6)$$

and $J_t(x)$ obeys the following differential equation [11] (see also footnote 2 of [14]):

$$\dot{J}_t = [H(z_t(x)) \cdot J_t]^*, \quad J_{t=0} = \mathbf{1} \quad (7)$$

with $H(z) \equiv (\partial_i \partial_j S(z))$. Under the flow (2), the action changes as $(d/dt)S(z_t(x)) = |\partial_i S(z_t(x))|^2 \geq 0$, and thus $\text{Re } S(z_t(x))$ increases except at the critical points z_* ($\partial_i S(z_*) = 0$), while $\text{Im } S(z_t(x))$ is kept constant. In particular, in the limit $t \rightarrow \infty$, the deformed region will approach a union of N -dimensional submanifolds (Lefschetz thimbles) on each of which $\text{Im } S(z)$ is constant, and thus the sign problem is expected to disappear there (except for the global sign problem in principle feasible that is caused by phase cancellations among different thimbles). However, in the Monte Carlo calculation one cannot take the $t \rightarrow \infty$ limit naively, because the potential barriers between different thimbles become infinitely high so that the whole configuration space cannot be explored sufficiently. This multimodality of distribution makes the Monte Carlo calculation impractical, especially when contributions from more than one thimble are relevant to estimating expectation values. A key proposal in [12] is to use a finite value of flow time that is large enough to avoid the sign problem but simultaneously is not too large so that the exploration in the configuration space is still possible. However, it is a difficult task to find such value of flow time in a systematic way, as we will mention at the end of this letter.

The TLTM [14] is a tempering algorithm that uses the flow time as a tempering parameter. There, the global relaxation of the multimodal distribution is prompted by enabling configurations in different modes to easily communicate through transitions in ensembles at lower flow times. Among other possible tempering algorithms, the parallel tempering algorithm [21, 22] (also known as the replica exchange MCMC method; see [23] for a review) is adopted in the TLTM [14] because it does not need to introduce the probability weight factors of ensembles at various flow times and because most of relevant steps can be done in parallel processes.

In the TLTM (see Appendix A for the summary of the algorithm), we first fix the maximum flow time T which should be sufficiently large such that the sign problem

is reduced there. A possible criterion is that (the absolute value of) the phase average $|\langle e^{i\theta_T(x)} \rangle_{S_T^{\text{eff}}}|$ is $O(1)$ in the absence of tempering. This process can be carried out by a test run with small statistics. We then enlarge the configuration space from $\mathbb{R}^N = \{x\}$ to the set of $A+1$ replicas, $(\mathbb{R}^N)^{A+1} = \{(x_0, x_1, \dots, x_A)\}$. We assign to replicas a ($a = 0, 1, \dots, A$) the flow times t_a with $t_0 = 0 < t_1 < \dots < t_A = T$. The action at replica a , $S_{t_a}^{\text{eff}}(x_a)$, is obtained by solving (2) and (7) with its own initial conditions $z_{t=0}^i = x_a^i$, $J_{t=0} = \mathbf{1}$. We set up an irreducible, aperiodic Markov chain for the enlarged configuration space such that the probability distribution for $\{(x_0, x_1, \dots, x_A)\}$ eventually approach the equilibrium distribution proportional to

$$\prod_a \exp[-S_{t_a}^{\text{eff}}(x_a)]. \quad (8)$$

This can be realized by combining (a) the Metropolis algorithm in the x direction at each fixed flow time and (b) the swap of configurations at two adjacent replicas. Each of the steps (a) and (b) can be done in parallel processes. After the system is well relaxed to global equilibrium, we evaluate the expectation value at flow time t_a [see (4)] by retrieving the subsample $\{x_a^{(k)}\}_{k=1,2,\dots,N_{\text{samp}}}$ from the total sample $\{(x_0^{(k)}, x_1^{(k)}, \dots, x_A^{(k)})\}_{k=1,2,\dots,N_{\text{samp}}}$:

$$\begin{aligned}\frac{\langle e^{i\theta_{t_a}(x)} \mathcal{O}(z_{t_a}(x)) \rangle_{S_{t_a}^{\text{eff}}}}{\langle e^{i\theta_{t_a}(x)} \rangle_{S_{t_a}^{\text{eff}}}} &\approx \frac{\sum_{k=1}^{N_{\text{samp}}} \exp[i\theta_{t_a}(x_a^{(k)})] \mathcal{O}(z_{t_a}(x_a^{(k)}))}{\sum_{k=1}^{N_{\text{samp}}} \exp[i\theta_{t_a}(x_a^{(k)})]} \equiv \bar{\mathcal{O}}_a.\end{aligned}\quad (9)$$

The original proposal in [14] is to use (9) at the maximum flow time, $\bar{\mathcal{O}}_{a=A}$, as an estimate of $\langle \mathcal{O} \rangle_S$.

Recall here that the left-hand side of (9) is independent of a due to Cauchy's theorem, and thus *the ratio $\bar{\mathcal{O}}_a$ should yield the same value within the statistical error margin if the system is well in global equilibrium*. In practice, this is not true for lower a due to the sign problem, where the estimate of phase average, $|\overline{e^{i\theta_{t_a}}}| \equiv |(1/N_{\text{samp}}) \sum_k e^{i\theta_{t_a}(x_a^{(k)})}|$, can be smaller than its statistical error ($\simeq 1/\sqrt{2N_{\text{samp}}}$; the value for the uniform distribution of phases). In this case, the statistical error of the ratio $\bar{\mathcal{O}}_a$ cannot be trusted, which means that such $\bar{\mathcal{O}}_a$ should not be used as an estimate of $\langle \mathcal{O} \rangle_S$.

Based on the observation above, we now propose an algorithm which allows a precise estimation of $\langle \mathcal{O} \rangle_S$ with a criterion ensuring global equilibrium and the sufficiency of the sample size. First, we continue the sampling until we find some range of a (to be denoted by $a = a_{\min}, \dots, a_{\max}(=A)$) in which $|\overline{e^{i\theta_{t_a}}}|$ are well above $1/\sqrt{2N_{\text{samp}}}$ and $\bar{\mathcal{O}}_a$ take the same value within the statistical error margin. We will require that the 1σ intervals around $|\overline{e^{i\theta_{t_a}}}|$ be above $3/\sqrt{2N_{\text{samp}}}$. Then, we estimate $\langle \mathcal{O} \rangle_S$ by using the χ^2 fit for $\{\bar{\mathcal{O}}_a\}_{a=a_{\min}, \dots, a_{\max}}$ with a

constant function of a . Global equilibrium and the sufficiency of the sample size are checked by looking at the optimized $\chi^2/\text{DOF} = \chi^2/(a_{\max} - a_{\min})$.

We close this section with a few comments. First, in the TLTM a sufficient overlap of the distributions at adjacent replicas is expected as long as the spacings of flow times are not too large. This is because the distributions at different a 's ($\propto \exp[-S_{t_a}^{\text{eff}}(x)]$) have the peaks at the same points in \mathbb{R}^N that flow to critical points in \mathbb{C}^N . This is in sharp contrast with the situation in other tempered systems, where the distribution often changes rapidly as a function of the tempering parameter so that an enough overlap cannot be achieved for realistically meaningful small spacings. Second, the optimal form of t_a is a linear function of a when flowed configurations are close to a critical point. This is because the optimal choice for the overall coefficients in tempering algorithms is exponential (see, e.g., [24, 25]) and because the real part of the action grows exponentially in flow time near critical points. Finally, the computational cost in the TLTM is expected to be $O(N^{3-4})$ due to the increase caused by the tempering algorithm (which will be $O(N^{0-1})$). Note that this growth of computational cost can be compensated by increasing the number of parallel processes.

III. APPLICATION TO THE HUBBARD MODEL AWAY FROM HALF-FILLING

Let $\Lambda = \{\mathbf{x}\}$ be a d -dimensional lattice with N_s lattice points. The Hubbard model describes nonrelativistic lattice fermions of spin one-half, and is defined by the Hamiltonian (including the chemical potential)

$$H = -\kappa \sum_{\mathbf{x}, \mathbf{y}} \sum_{\sigma} K_{\mathbf{x}\mathbf{y}} c_{\mathbf{x}, \sigma}^{\dagger} c_{\mathbf{y}, \sigma} - \mu \sum_{\mathbf{x}} (n_{\mathbf{x}, \uparrow} + n_{\mathbf{x}, \downarrow} - 1) + U \sum_{\mathbf{x}} (n_{\mathbf{x}, \uparrow} - 1/2) (n_{\mathbf{x}, \downarrow} - 1/2). \quad (10)$$

Here, $c_{\mathbf{x}, \sigma}$ and $c_{\mathbf{x}, \sigma}^{\dagger}$ are the annihilation and creation operators on site $\mathbf{x} \in \Lambda$ with spin σ ($=\uparrow, \downarrow$) that obey the anticommutation relations $\{c_{\mathbf{x}, \sigma}, c_{\mathbf{y}, \tau}^{\dagger}\} = \delta_{\mathbf{x}\mathbf{y}} \delta_{\sigma\tau}$ and $\{c_{\mathbf{x}, \sigma}, c_{\mathbf{y}, \tau}\} = \{c_{\mathbf{x}, \sigma}^{\dagger}, c_{\mathbf{y}, \tau}^{\dagger}\} = 0$, and $n_{\mathbf{x}, \sigma} \equiv c_{\mathbf{x}, \sigma}^{\dagger} c_{\mathbf{x}, \sigma}$. $K_{\mathbf{x}\mathbf{y}}$ is the adjacency matrix that takes a nonvanishing value ($\equiv 1$) only for nearest neighbors, and we assume the lattice to be bipartite. κ (> 0) is the hopping parameter, μ is the chemical potential, and U (> 0) represents the strength of the on-site repulsive potential. We have shifted $n_{\mathbf{x}, \sigma}$ as $n_{\mathbf{x}, \sigma} \rightarrow n_{\mathbf{x}, \sigma} - 1/2$ so that $\mu = 0$ corresponds to the half-filling state, $\sum_{\sigma} \langle n_{\mathbf{x}, \sigma} - 1/2 \rangle = 0$.

We approximate the grand partition function $\text{tr} e^{-\beta H}$ by using the Trotter decomposition with equal spacing ϵ ($\beta = N_t \epsilon$), and rewrite it as a path integral over a Gaussian Hubbard-Stratonovich variable $\phi = (\phi_{\ell, \mathbf{x}})$. Then the expectation value of the number density $n \equiv (1/N_s) \sum_{\mathbf{x}} \langle n_{\mathbf{x}, \uparrow} + n_{\mathbf{x}, \downarrow} - 1 \rangle$ is expressed as (see Appendix

B for the derivation)

$$\langle n \rangle_S \equiv \frac{\int [d\phi] e^{-S[\phi]} n[\phi]}{\int [d\phi] e^{-S[\phi]}} \quad \left([d\phi] \equiv \prod_{\ell, \mathbf{x}} d\phi_{\ell, \mathbf{x}} \right) \quad (11)$$

with

$$e^{-S[\phi]} \equiv e^{-(1/2) \sum_{\ell, \mathbf{x}} \phi_{\ell, \mathbf{x}}^2} \det M_a[\phi] \det M_b[\phi], \quad (12)$$

$$M_{a/b}[\phi] \equiv \mathbf{1} + e^{\pm \beta \mu} \prod_{\ell} e^{\epsilon \kappa K} e^{\pm i \sqrt{\epsilon U} \phi_{\ell}}, \quad (13)$$

$$n[\phi] \equiv (i \sqrt{\epsilon U} N_s)^{-1} \sum_{\mathbf{x}} \phi_{\ell=0, \mathbf{x}}. \quad (14)$$

We now apply the TLTM to the Hubbard model on a two-dimensional periodic square lattice of size 2×2 (thus $N_s = 4$) with $N_t = 5$. We use the expressions (11)–(14) to numerically evaluate $\langle n \rangle_S$ as a function of μ with the other parameters fixed to be $\beta = 1$, $\kappa = 3$, $U = 13$.

Following the general prescription and writing $x = (x^i) = (\phi_{\ell, \mathbf{x}})$ ($i = 1, \dots, N$) with $N = N_t N_s$, we introduce the enlarged configuration space $(\mathbb{R}^N)^{A+1} = \{(x_0, x_1, \dots, x_A)\}$. We here brief the setup of the parameters relevant to the TLTM (see Appendix C for more details). We set t_a to be piecewise linear in a with a single breakpoint assuming that the deformed region reaches the vicinity of all the relevant Lefschetz thimbles at almost the same flow time and that the linear form is effective also for the transient period. For each value of μ , we make a test run with small statistics to adjust parameters. This gives the values $T/\mu = 1/12$ – $1/10$, $A = 8$ – 12 , $N_{\text{samp}} = 5,000$ – $25,000$, varying on the value of μ . We make a sampling after discarding 5,000 configurations, and from the obtained data $\{\bar{n}_a\}_{a=a_{\min}, \dots, a_{\max}}$ we estimate $\langle n \rangle_S$ by using the χ^2 fit.

As an example, let us see Fig. 1, which shows $|\overline{e^{i\theta_{t_a}}}|$ and \bar{n}_a at various replicas for $\mu = 5$. The left panel shows

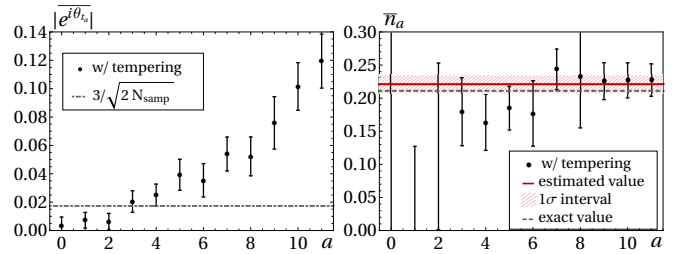


FIG. 1. With tempering ($\mu = 5$). (Left) the phase averages at various replicas. The horizontal dashed line represents $3/\sqrt{2N_{\text{samp}}} = 0.017$. (Right) the data \bar{n}_a . The solid red line with a shaded band represents the estimate of $\langle n \rangle_S$ with 1σ interval. The gray dashed line represents the exact value.

that the 1σ intervals around $|\overline{e^{i\theta_{t_a}}}|$ are above $3/\sqrt{2N_{\text{samp}}}$ for $a = 5, \dots, 11$ (and thus $a_{\min} = 5$ and $a_{\max} = 11$). The right panel shows that the data $\{\bar{n}_a\}$ in this range give the same value within the statistical error margin. The χ^2 fit gives the optimized value $\chi^2/\text{DOF} = 0.45$.

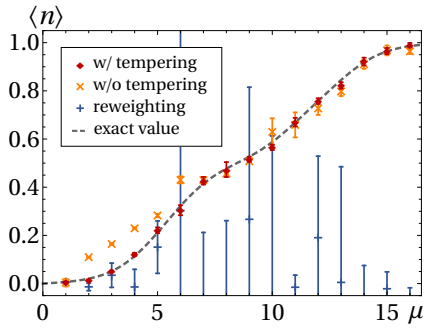


FIG. 2. The expectation value of the number density operator, $\langle n \rangle_S$.

Figure 2 shows the thus-obtained numerical estimates of $\langle n \rangle_S$ as a function of μ . We also display the estimates obtained without tempering (at the same maximum flow times T) and those from the original reweighting method (i.e. $T = 0$), together with the exact values obtained by the explicit evaluation of the trace under the Trotter decomposition. We see that the exact values are correctly reproduced when the tempering is implemented, while there are significant deviations when not implemented. As in the (0+1)-dimensional massive Thirring model [14], the deviation reflects the fact that the relevant thimbles are not sampled sufficiently. In fact, from Fig. 3, which shows the distribution of averaged flowed configurations $\hat{z} \equiv (1/N) \sum_i z_T^i$ at $T = 0.5$ for $\mu = 5$, we see that,

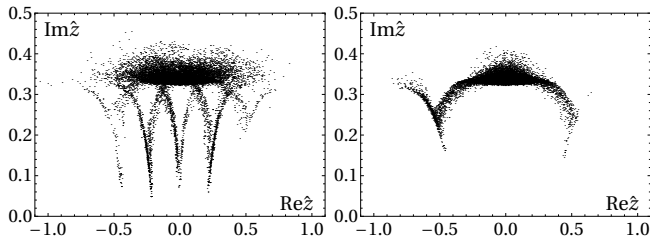


FIG. 3. The distribution of \hat{z} . (Left) with tempering. (Right) without tempering.

although the flowed configurations are widely distributed over many thimbles when the tempering is implemented, they are restricted to only a small number of thimbles when not implemented.

A few comments are in order. A larger phase average does not necessarily mean a better resolution of the sign problem, as can be seen from Fig. 4. In fact, when only a very few thimbles are sampled, the phase average can become larger than the value in the correct sampling due to the absence of phase mixtures among thimbles. Figure 5 demonstrates that it should be a difficult task to find an intermediate flow time (without tempering) that avoids both the sign problem (severe at smaller flow times) and the multimodal problem (severe at larger flow times) (see Appendix D for more detailed discussions). Generically, flowed configurations repeatedly experience

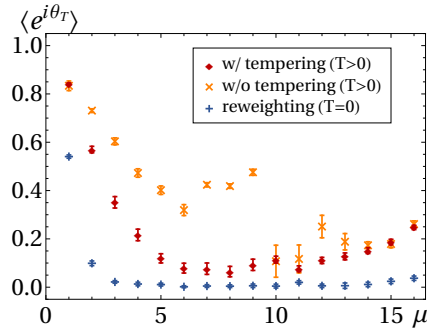


FIG. 4. The phase average at T , $|\langle e^{i\theta_T(x)} \rangle_{S_{\text{eff}}}|$

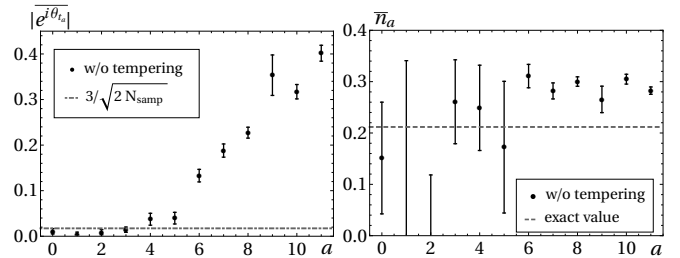


FIG. 5. Without tempering ($\mu = 5$). (Left) the phase averages. (Right) the estimates \bar{n}_a . There is no such flow time that clearly avoids both the sign and multimodal problems simultaneously (at least for the present spacings).

the step at which they get trapped to fewer number of Lefschetz thimbles, so that practically there is a large ambiguity in distinguishing the larger and smaller flow times.

IV. CONCLUSION AND OUTLOOK

In this letter, we proposed an algorithm for the TLTM which allows a precise estimation of expectation values. We confirm the effectiveness by applying it to the two-dimensional Hubbard model away from half-filling.

The lattice investigated here is rather small and should be enlarged much more to reveal the phase structure of the model. In doing this, it also should be important to check whether the computational scaling is actually $O(N^{3-4})$ as expected. More generally, we should keep developing the algorithm further so that it can be more easily applied to the three major problems listed in Introduction. There should also be other interesting branches of fields where the TLTM may shed new light on the theoretical understanding through a numerical analysis, such as the Chern-Simons theory [26] and matrix models that generate random volumes [27].

Appendix A: Summary of the algorithm

We summarize the algorithm of the TLTM (we partially repeat the presentation of [14]):

- **Step 0.** We fix the maximum flow time T which should be sufficiently large such that the sign problem is reduced there. A possible criterion is that (the absolute value of) the phase average $|\langle e^{i\theta_T(x)} \rangle_{S_T^{\text{eff}}}|$ is $O(1)$ in the absence of tempering. This can be carried out by a test run with small statistics. We then pick up flow times $\{t_a\}$ from the interval $[0, T]$ with $t_0 = 0 < t_1 < \dots < t_A = T$. The values of A and t_a are determined manually or adaptively to optimize the acceptance rate in Step 3 below. Practically, once A is determined, t_a can be chosen to be a piecewise linear function of a (see the argument for (C1)).
- **Step 1.** For each replica a , we choose an initial value $x_a \in \mathbb{R}^N$ and numerically solve the differential equations (2) and (7) to obtain the triplet $(x_a, z_a \equiv z_{t_a}(x_a), J_a \equiv J_{t_a}(x_a))$.
- **Step 2.** For each replica a , we use the Metropolis algorithm to update the value of x_a . To be explicit, we take a value x'_a from x_a using a symmetric proposal distribution, and recalculate the triplet (x'_a, z'_a, J'_a) using the x'_a as the initial value. We then update x_a to x'_a with the probability $\min(1, e^{-\Delta S_a})$, where

$$\begin{aligned} \Delta S_a &\equiv S_{t_a}^{\text{eff}}(x'_a) - S_{t_a}^{\text{eff}}(x_a) \\ &= (\text{Re } S(z'_a) - \ln |\det J'_a|) - (\text{Re } S(z_a) - \ln |\det J_a|). \end{aligned} \quad (\text{A1})$$

We repeat the process sufficiently many times such that local equilibrium is realized for each a . Step 1 and Step 2 can be performed in parallel processes.

- **Step 3.** We swap the configurations at two adjacent replicas a and $a+1$ by updating $(x_a, x_{a+1}) = (x, y)$ to $(x'_a, x'_{a+1}) = (y, x)$ with the probability

$$w_a(x, y) = \min\left(1, e^{-S_{t_a}^{\text{eff}}(y) - S_{t_{a+1}}^{\text{eff}}(x) + S_{t_a}^{\text{eff}}(x) + S_{t_{a+1}}^{\text{eff}}(y)}\right). \quad (\text{A2})$$

One can easily see that this satisfies the detailed balance condition with respect to the global equilibrium distribution (8) because

$$w_a(x, y) e^{-S_{t_a}^{\text{eff}}(x) - S_{t_{a+1}}^{\text{eff}}(y)} = w_a(y, x) e^{-S_{t_a}^{\text{eff}}(y) - S_{t_{a+1}}^{\text{eff}}(x)}. \quad (\text{A3})$$

We repeat the process several times so as to reduce autocorrelations. This procedure can also be performed in parallel processes by choosing a set of independent pairs.

- **Step 4.** By repeating Step 2 and Step 3, we obtain a sequence of triplets,

$$\{(x_a^{(k)}, z_a^{(k)}, J_a^{(k)})\}_{k=1,2,\dots,N_{\text{samp}}}, \quad (\text{A4})$$

for each a , with which we estimate the expectation value

at flow time t_a :

$$\frac{\langle e^{i\theta_{t_a}(x)} \mathcal{O}(z_{t_a}(x)) \rangle_{S_{t_a}^{\text{eff}}}}{\langle e^{i\theta_{t_a}(x)} \rangle_{S_{t_a}^{\text{eff}}}} \approx \frac{\sum_{k=1}^{N_{\text{samp}}} e^{i\theta_a^{(k)}} \mathcal{O}(z_a^{(k)})}{\sum_{k=1}^{N_{\text{samp}}} e^{i\theta_a^{(k)}}} \equiv \bar{\mathcal{O}}_a$$

$$[\theta_a^{(k)} \equiv \theta_{t_a}(x_a^{(k)})]. \quad (\text{A5})$$

Here, N_{samp} is chosen to be large enough so that we find some range of a (to be denoted by $a = a_{\min}, \dots, a_{\max}$ with $a_{\max} = A$) in which the 1σ intervals around $|\overline{e^{i\theta_{t_a}}}| = |(1/N_{\text{samp}}) \sum_k e^{i\theta_{t_a}(x_a^{(k)})}|$ are above $3/\sqrt{2N_{\text{samp}}}$ and $\bar{\mathcal{O}}_a$ take the same value within the statistical error margin.

- **Step 5.** The expectation value of $\langle \mathcal{O} \rangle_S$ is estimated by the χ^2 fit from the data $\{\bar{\mathcal{O}}_a\}_{a=a_{\min}, \dots, a_{\max}}$ with a constant function of a . Global equilibrium and the sufficiency of the sample size N_{samp} is checked by looking at the optimized value of $\chi^2/\text{DOF} = \chi^2/(a_{\max} - a_{\min})$.

In the above algorithm, we have implicitly assumed that the action at $t_0 = 0$ does not exhibit multimodality. If this is not the case, we further introduce other parameters (such as the overall coefficient of the action) as extra tempering parameters or prepare flow times $\{t_a\}$ with $t_0 < 0$ [14].

Appendix B: Derivation of eqs. (11)–(14)

For a bipartite lattice, we specify which sublattice \mathbf{x} belongs to by the sign $(-1)^{\mathbf{x}} = \pm 1$. We first make the so-called particle-hole transformation, $c_{\mathbf{x},\uparrow} = a_{\mathbf{x}}$ and $c_{\mathbf{x},\downarrow} = (-1)^{\mathbf{x}} b_{\mathbf{x}}^\dagger$. Then the one-body part H_1 and the two-body part H_2 of the Hamiltonian (10) are rewritten, respectively, as

$$H_1 = - \sum_{\mathbf{x}, \mathbf{y}} (\kappa K + \mu \mathbf{1})_{\mathbf{xy}} a_{\mathbf{x}}^\dagger a_{\mathbf{y}} - \sum_{\mathbf{x}, \mathbf{y}} (\kappa K - \mu \mathbf{1})_{\mathbf{xy}} b_{\mathbf{x}}^\dagger b_{\mathbf{y}}, \quad (\text{B1})$$

$$\begin{aligned} H_2 &= -U \sum_{\mathbf{x}} (n_{\mathbf{x}}^a - 1/2)(n_{\mathbf{x}}^b - 1/2) \\ &= (U/2) \sum_{\mathbf{x}} (n_{\mathbf{x}}^a - n_{\mathbf{x}}^b)^2 - N_s U/4. \end{aligned} \quad (\text{B2})$$

In the last equation, we have used the identity $n_{\mathbf{x}}^a (\equiv a_{\mathbf{x}}^\dagger a_{\mathbf{x}}) = (n_{\mathbf{x}}^a)^2$ and $n_{\mathbf{x}}^b (\equiv b_{\mathbf{x}}^\dagger b_{\mathbf{x}}) = (n_{\mathbf{x}}^b)^2$. Note that the number density operator is written as

$$n \equiv (1/N_s) \sum_{\mathbf{x}} (n_{\mathbf{x},\uparrow} + n_{\mathbf{x},\downarrow} - 1) = (1/N_s) \sum_{\mathbf{x}} (n_{\mathbf{x}}^a - n_{\mathbf{x}}^b). \quad (\text{B3})$$

In order to perform a Monte Carlo simulation, we approximate $e^{-\beta H}$ in the grand partition function by using the Trotter decomposition with equal spacing ϵ ($\beta = N_t \epsilon$):

$$e^{-\beta H} = (e^{-\epsilon(H_1 + H_2)})^{N_t} \simeq (e^{-\epsilon H_1} e^{-\epsilon H_2})^{N_t}, \quad (\text{B4})$$

and rewrite $e^{-\epsilon H_2}$ at the ℓ -th position from the right to the exponential of a fermion bilinear by using a Gaussian Hubbard-Stratonovich variable $\phi_{\ell,\mathbf{x}}$:

$$\begin{aligned} e^{-\epsilon H_2} &= e^{N_s \epsilon U/4} e^{-(\epsilon U/2) \sum_{\mathbf{x}} (n_{\mathbf{x}}^a - n_{\mathbf{x}}^b)^2} \\ &= e^{N_s \epsilon U/4} \prod_{\mathbf{x}} \int \frac{d\phi_{\ell,\mathbf{x}}}{\sqrt{2\pi}} e^{-(1/2) \phi_{\ell,\mathbf{x}}^2 + i\sqrt{\epsilon U} \phi_{\ell,\mathbf{x}} (n_{\mathbf{x}}^a - n_{\mathbf{x}}^b)}. \end{aligned} \quad (\text{B5})$$

Then, the approximated grand partition function takes the following path integral form:

$$\begin{aligned} Z_{\text{QMC}} &\equiv \text{tr} [(e^{-\epsilon H_1} e^{-\epsilon H_2})^{N_t}] \\ &= (e^{\epsilon U/4} / \sqrt{2\pi})^{N_t N_s} \int [d\phi] e^{-S[\phi]}. \end{aligned} \quad (\text{B6})$$

Here, $[d\phi] \equiv \prod_{\ell,\mathbf{x}} d\phi_{\ell,\mathbf{x}}$, and the action $S[\phi]$ is given by

$$\begin{aligned} e^{-S[\phi]} &= e^{-\sum_{\ell,\mathbf{x}} (1/2) \phi_{\ell,\mathbf{x}}^2} \text{tr}_a \prod_{\ell} e^{\sum_{\mathbf{x},\mathbf{y}} (\kappa K + \mu \mathbf{1})_{\mathbf{x}\mathbf{y}} a_{\mathbf{x}}^{\dagger} a_{\mathbf{y}}} e^{\sum_{\mathbf{x}} (i\sqrt{\epsilon U} \phi_{\ell,\mathbf{x}}) a_{\mathbf{x}}^{\dagger} a_{\mathbf{x}}} \\ &\quad \times \text{tr}_b \prod_{\ell} e^{\sum_{\mathbf{x},\mathbf{y}} (\kappa K - \mu \mathbf{1})_{\mathbf{x}\mathbf{y}} b_{\mathbf{x}}^{\dagger} b_{\mathbf{y}}} e^{\sum_{\mathbf{x}} (-i\sqrt{\epsilon U} \phi_{\ell,\mathbf{x}}) b_{\mathbf{x}}^{\dagger} b_{\mathbf{x}}}, \end{aligned} \quad (\text{B7})$$

where \prod_{ℓ} is a time-ordered product ($\prod_{\ell} f_{\ell} \equiv f_{N_t-1} \cdots f_1 f_0$), and tr_a (or tr_b) represents the trace over the Fock space created by $a_{\mathbf{x}}^{\dagger}$ (or by $b_{\mathbf{x}}^{\dagger}$). The fermion trace in (B7) can be evaluated explicitly by using the following formulas that hold for the operator $\hat{A} \equiv \sum_{\mathbf{x},\mathbf{y}} A_{\mathbf{x}\mathbf{y}} a_{\mathbf{x}}^{\dagger} a_{\mathbf{y}}$ constructed from an $N_s \times N_s$ matrix $A = (A_{\mathbf{x}\mathbf{y}})$:

$$e^{\hat{A}} e^{\hat{B}} = e^{\hat{C}} \Rightarrow e^{\hat{A}} e^{\hat{B}} = e^{\hat{C}}, \quad (\text{B8})$$

$$\text{tr} e^{\hat{A}} = \det(\mathbf{1} + e^A). \quad (\text{B9})$$

(The first equation can be readily proved by the fact that $A \mapsto \hat{A}$ is a Lie algebra homomorphism. The second equation can be easily understood by moving to a diagonalizing basis for A .) We thus find that the action becomes

$$e^{-S[\phi]} = e^{-(1/2) \sum_{\ell,\mathbf{x}} \phi_{\ell,\mathbf{x}}^2} \det M_a[\phi] \det M_b[\phi] \quad (\text{B10})$$

with

$$M_{a/b}[\phi] = \mathbf{1} + e^{\pm \beta \mu} \prod_{\ell} e^{\epsilon \kappa K} e^{\pm i\sqrt{\epsilon U} \phi_{\ell}}, \quad (\text{B11})$$

where ϕ_{ℓ} is a diagonal matrix of the form $\phi_{\ell} = (\phi_{\ell,\mathbf{x}} \delta_{\mathbf{x}\mathbf{y}})$. Note that, while the action is real-valued for the half-filling case ($\mu = 0$) due to the identity $M_b[\phi]|_{\mu=0} = (M_a[\phi]|_{\mu=0})^*$, it is generically complex-valued when $\mu \neq 0$.

The expectation value of the number density operator, $\langle n \rangle_S$, can also be rewritten to a path integral form as in (11) by using the operator identity

$$\begin{aligned} &\int d\phi e^{-(1/2) \phi^2 + i\sqrt{\epsilon U} \phi (n_{\mathbf{x}}^a - n_{\mathbf{x}}^b)} (n_{\mathbf{x}}^a - n_{\mathbf{x}}^b) \\ &= \int d\phi e^{-(1/2) \phi^2 + i\sqrt{\epsilon U} \phi (n_{\mathbf{x}}^a - n_{\mathbf{x}}^b)} \phi / (i\sqrt{\epsilon U}). \end{aligned} \quad (\text{B12})$$

In drawing the line of exact values in Fig. 2, we evaluate $\langle n \rangle_S = \text{tr} [(e^{-\epsilon H_1} e^{-\epsilon H_2})^{N_t} n] / \text{tr} [(e^{-\epsilon H_1} e^{-\epsilon H_2})^{N_t}]$ by explicitly calculating the matrix elements in the trace under the Trotter decomposition.

Appendix C: Summary of parameters

We summarize the parameters relevant to the TLTM. We order the termination times t_a for replicas a as $t_0 = 0 < t_1 < \cdots < t_A = T$ (T : the largest flow time), and set t_a to be a piecewise linear function of a with a single breakpoint at $a = a_c$ by assuming that the deformed region reaches the vicinity of all the relevant Lefschetz thimbles at almost the same flow time and that the linear form is effective also for the transient period:

$$t_a = \begin{cases} t_c a / a_c & (0 \leq a \leq a_c) \\ t_c + (T - t_c) (a - a_c) / (A - a_c) & (a_c < a \leq A) \end{cases}. \quad (\text{C1})$$

Each Monte Carlo step consists of 50 Metropolis tests in the x direction and N_{swap} swaps of configurations at adjacent replicas, and the flow equations (2) and (7) are integrated numerically by using the adaptive Runge-Kutta of 7-8th order. For each value of μ , we make a test run with small statistics and adjust the parameters A , t_c , a_c in such a way that the acceptance rates of the swapping process at adjacent replicas are almost the same for all pairs (being roughly above 40%). After this, we make another test run of 1,000 data points to adjust the width of the Gaussian proposal in the Metropolis test in the x direction so that the acceptance rate is in the range 50%–80%. This width varies depending on replicas a and the values of μ . Using the adjusted parameters, we get a sample of size N_{samp} after discarding 5,000 configurations, and analyze the data by using the Jackknife method, with bins whose sizes are adjusted by taking account of autocorrelations. Finally, from the obtained data $\{\bar{n}_a\}$ ($a = a_{\min}, \dots, a_{\max}(= A)$) [see (9)], we estimate the expectation value $\langle n \rangle_S$ by using the χ^2 fit with a constant function of a . We confirm that the system is in global equilibrium and the sample size is sufficient by looking at the optimized value of χ^2/DOF with $\text{DOF} = a_{\max} - a_{\min}$. The obtained results are summarized in Table I.

| μ | 1 | 2 | 3 | 4 | 5 | 6 | 7 | 8 |
|---------------------|------|------|------|------|------|------|------|------|
| T/μ | 1/10 | 1/10 | 1/10 | 1/10 | 1/10 | 1/11 | 1/11 | 1/12 |
| A | 8 | 9 | 10 | 11 | 11 | 11 | 11 | 11 |
| t_c/T | 0.7 | 0.6 | 0.6 | 0.6 | 0.6 | 0.5 | 0.5 | 0.5 |
| a_c | 5 | 5 | 6 | 6 | 6 | 5 | 5 | 5 |
| N_{swap} | 10 | 10 | 12 | 12 | 12 | 12 | 12 | 12 |
| N_{samp} | 5k | 5k | 10k | 10k | 15k | 25k | 15k | 15k |
| a_{min} | 0 | 0 | 2 | 3 | 5 | 5 | 6 | 7 |
| χ^2/DOF | 0.53 | 0.43 | 0.47 | 0.12 | 0.45 | 0.39 | 1.07 | 0.72 |

| μ | 9 | 10 | 11 | 12 | 13 | 14 | 15 | 16 |
|---------------------|------|------|------|------|------|------|------|------|
| T/μ | 1/12 | 1/12 | 1/12 | 1/11 | 1/11 | 1/11 | 1/11 | 1/11 |
| A | 11 | 11 | 12 | 12 | 12 | 12 | 12 | 12 |
| t_c/T | 0.5 | 0.55 | 0.55 | 0.6 | 0.6 | 0.6 | 0.6 | 0.6 |
| a_c | 5 | 5 | 6 | 6 | 6 | 7 | 7 | 7 |
| N_{swap} | 12 | 12 | 14 | 14 | 14 | 14 | 14 | 14 |
| N_{samp} | 10k | 10k | 10k | 10k | 5k | 5k | 5k | 5k |
| a_{min} | 8 | 8 | 10 | 8 | 9 | 10 | 9 | 9 |
| χ^2/DOF | 0.09 | 0.92 | 0.21 | 1.74 | 0.40 | 0.17 | 0.75 | 0.20 |

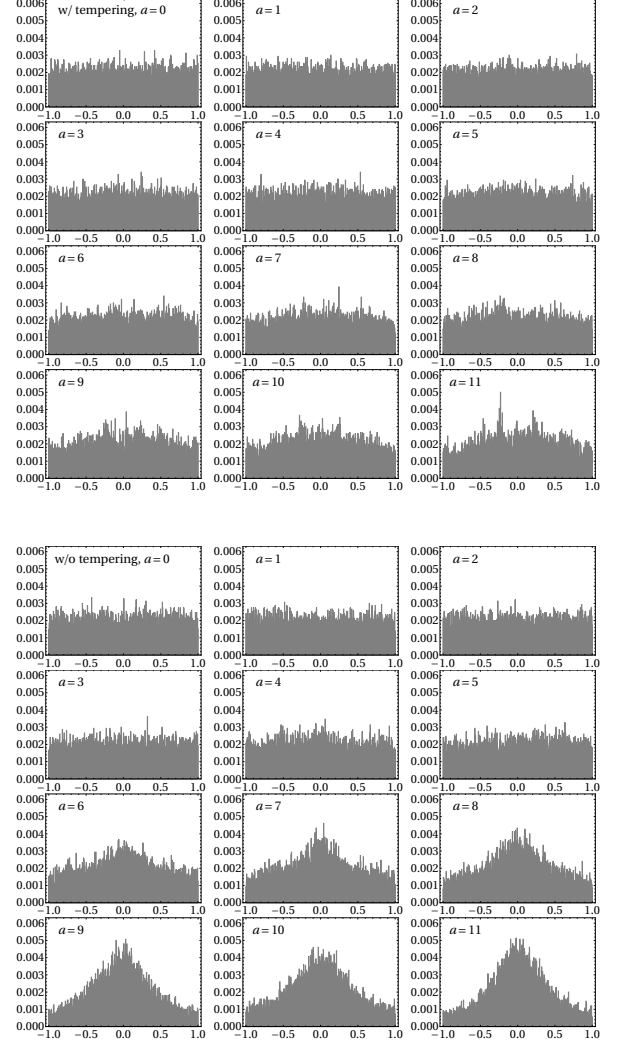
TABLE I. TLTM parameters and the results

Appendix D: Comment on the fine-tuning of flow time without tempering

In order to understand the difficulty to find such an intermediate value of flow time that avoids both the sign and multimodal problems (without tempering), let us see the right panel of Fig. 5, which is the counterpart of Fig. 1 (with tempering) for the same $\mu = 5$. We see that the estimated values have large statistical errors at smaller flow times (due to the sign problem) while they have small statistical errors around incorrect values at larger flow times (due to the trapping of configurations at a small number of thimbles). The best flow time must be at the boundary between the two regions, but it should be a difficult task to find such value out of the set of flow times with finite spacings. In fact, if one takes a flow time from the smaller region, then, although the value may happen to be close to a correct value, it must have a large statistical error. On the other hand, if a flow time is taken from the larger region, it will give an incorrect value (but with a small statistical error because only a small number of thimbles are sampled).

In order to understand Fig. 1 and Fig. 5 as reflecting the extent of the sign and multimodal problems, let us see Fig. 6, which depicts the normalized histograms of phases $\theta_{t_a}(x)$ for $\mu = 5$ with tempering (top) and without tempering (bottom). We see that at smaller flow times the histograms are almost flat for the both cases (giving rise to the sign problem), but at larger flow times those without tempering become almost unimodal (reflecting the trapping at a small number of thimbles) while those with

tempering correctly come to have various peaks (which may not be so obvious from the figure because there are many peaks and each peak is broadened by the Jacobian determinant).

FIG. 6. Normalized histograms of $\theta_{t_a}(x)/\pi$ for $\mu = 5$. (Top) with tempering. (Bottom) without tempering.

ACKNOWLEDGMENTS

The authors thank Yoshimasa Hidaka, Issaku Kanamori, Norio Kawakami, Yoshio Kikukawa, Jun Nishimura, Akira Ohnishi, Masaki Tezuka and Asato Tsuchiya for useful discussions. This work was partially supported by JSPS KAKENHI (Grant Numbers 16K05321, 18J22698 and 17J08709) and by SPIRITS 2019 of Kyoto University (PI: M.F.).

[1] G. Aarts, “Introductory lectures on lattice QCD at nonzero baryon number,” J. Phys. Conf. Ser. **706**, no.

2, 022004 (2016) [arXiv:1512.05145 [hep-lat]].

- [2] J. E. Hirsch, “Two-dimensional Hubbard model: Numerical simulation study,” *Phys. Rev. B* **31**, 4403 (1985).
- [3] E. Y. Loh, J. E. Gubernatis, R. T. Scalettar, S. R. White, D. J. Scalapino and R. L. Sugar, “Sign problem in the numerical simulation of many-electron systems,” *Phys. Rev. B* **41**, 9301 (1990).
- [4] L. Pollet, “Recent developments in Quantum Monte-Carlo simulations with applications for cold gases,” *Rep. Prog. Phys.* **75**, 094501 (2012) [arXiv:1512.05145 [hep-lat]].
- [5] G. Parisi, “On Complex Probabilities,” *Phys. Lett.* **131B**, 393 (1983).
- [6] M. Cristoforetti *et al.* [AuroraScience Collaboration], “New approach to the sign problem in quantum field theories: High density QCD on a Lefschetz thimble,” *Phys. Rev. D* **86**, 074506 (2012) [arXiv:1205.3996 [hep-lat]].
- [7] M. Cristoforetti, F. Di Renzo, A. Mukherjee and L. Scorzato, “Monte Carlo simulations on the Lefschetz thimble: Taming the sign problem,” *Phys. Rev. D* **88**, no. 5, 051501 (2013) [arXiv:1303.7204 [hep-lat]].
- [8] A. Mukherjee, M. Cristoforetti and L. Scorzato, “Metropolis Monte Carlo integration on the Lefschetz thimble: Application to a one-plaquette model,” *Phys. Rev. D* **88**, no. 5, 051502 (2013) [arXiv:1308.0233 [physics.comp-ph]].
- [9] H. Fujii, D. Honda, M. Kato, Y. Kikukawa, S. Komatsu and T. Sano, “Hybrid Monte Carlo on Lefschetz thimbles - A study of the residual sign problem,” *JHEP* **1310**, 147 (2013) [arXiv:1309.4371 [hep-lat]].
- [10] M. Cristoforetti, F. Di Renzo, G. Eruzzi, A. Mukherjee, C. Schmidt, L. Scorzato and C. Torrero, “An efficient method to compute the residual phase on a Lefschetz thimble,” *Phys. Rev. D* **89**, no. 11, 114505 (2014) [arXiv:1403.5637 [hep-lat]].
- [11] A. Alexandru, G. Başar and P. Bedaque, “Monte Carlo algorithm for simulating fermions on Lefschetz thimbles,” *Phys. Rev. D* **93**, no. 1, 014504 (2016) [arXiv:1510.03258 [hep-lat]].
- [12] A. Alexandru, G. Başar, P. F. Bedaque, G. W. Ridgway and N. C. Warrington, “Sign problem and Monte Carlo calculations beyond Lefschetz thimbles,” *JHEP* **1605**, 053 (2016) [arXiv:1512.08764 [hep-lat]].
- [13] A. Alexandru, G. Başar, P. F. Bedaque, G. W. Ridgway and N. C. Warrington, “Monte Carlo calculations of the finite density Thirring model,” *Phys. Rev. D* **95**, no. 1, 014502 (2017) [arXiv:1609.01730 [hep-lat]].
- [14] M. Fukuma and N. Umeda, “Parallel tempering algorithm for integration over Lefschetz thimbles,” *PTEP* **2017**, no. 7, 073B01 (2017) [arXiv:1703.00861 [hep-lat]].
- [15] A. Alexandru, G. Başar, P. F. Bedaque and N. C. Warrington, “Tempered transitions between thimbles,” *Phys. Rev. D* **96**, no. 3, 034513 (2017) [arXiv:1703.02414 [hep-lat]].
- [16] J. Ambjørn and S. K. Yang, “Numerical Problems in Applying the Langevin Equation to Complex Effective Actions,” *Phys. Lett.* **165B**, 140 (1985).
- [17] G. Aarts, F. A. James, E. Seiler and I. O. Stamatescu, “Complex Langevin: Etiology and Diagnostics of its Main Problem,” *Eur. Phys. J. C* **71**, 1756 (2011) [arXiv:1101.3270 [hep-lat]].
- [18] G. Aarts, L. Bongiovanni, E. Seiler, D. Sexty and I. O. Stamatescu, “Controlling complex Langevin dynamics at finite density,” *Eur. Phys. J. A* **49**, 89 (2013) [arXiv:1303.6425 [hep-lat]].
- [19] K. Nagata, J. Nishimura and S. Shimasaki, “Argument for justification of the complex Langevin method and the condition for correct convergence,” *Phys. Rev. D* **94**, no. 11, 114515 (2016) [arXiv:1606.07627 [hep-lat]].
- [20] Y. Tanizaki, Y. Hidaka and T. Hayata, “Lefschetz-thimble analysis of the sign problem in one-site fermion model,” *New J. Phys.* **18**, no. 3, 033002 (2016) [arXiv:1509.07146 [hep-th]].
- [21] R. H. Swendsen and J.-S. Wang, “Replica Monte Carlo Simulation of Spin-Glasses,” *Phys. Rev. Lett.* **57** 2607 (1986).
- [22] C. J. Geyer, “Markov Chain Monte Carlo Maximum Likelihood,” in *Computing Science and Statistics: Proceedings of the 23rd Symposium on the Interface*, American Statistical Association, New York, p. 156 (1991).
- [23] D. J. Earl and M. W. Deem, “Parallel tempering: Theory, applications, and new perspectives,” *Phys. Chem. Chem. Phys.* **7**, 3910 (2005).
- [24] M. Fukuma, N. Matsumoto and N. Umeda, “Distance between configurations in Markov chain Monte Carlo simulations,” *JHEP* **1712**, 001 (2017) [arXiv:1705.06097 [hep-lat]].
- [25] M. Fukuma, N. Matsumoto and N. Umeda, “Emergence of AdS geometry in the simulated tempering algorithm,” *JHEP* **1811**, 060 (2018) [arXiv:1806.10915 [hep-th]].
- [26] E. Witten, “Analytic Continuation Of Chern-Simons Theory,” *AMS/IP Stud. Adv. Math.* **50**, 347 (2011) [arXiv:1001.2933 [hep-th]].
- [27] M. Fukuma, S. Sugishita and N. Umeda, “Random volumes from matrices,” *JHEP* **1507**, 088 (2015) [arXiv:1503.08812 [hep-th]].