
Convolutional Bipartite Attractor Networks

Michael Iuzzolino*, Yoram Singer[†], Michael C. Mozer*[†]

*University of Colorado, Boulder

[†]Google Research

Abstract

In human perception and cognition, the fundamental operation that brains perform is *interpretation*: constructing coherent neural states from noisy, incomplete, and intrinsically ambiguous evidence. The problem of interpretation is well matched to an early and often overlooked architecture, the attractor network—a recurrent neural network that performs constraint satisfaction, imputation of missing features, and clean up of noisy data via energy minimization dynamics. We revisit attractor nets in light of modern deep learning methods, and propose a convolutional bipartite architecture with a novel training loss, activation function, and connectivity constraints. We tackle problems much larger than have been previously explored with attractor nets and demonstrate their potential for image denoising, completion, and super-resolution. We argue that this architecture is better motivated than ever-deeper feedforward models and is a viable alternative to more costly sampling-based methods on a range of supervised and unsupervised tasks.

1 Introduction

In human perception and cognition, the fundamental operation that brains perform is *interpretation*: constructing coherent neural states from noisy, incomplete, and intrinsically ambiguous evidence. Machine learning has mostly sidestepped the problem of interpretation in favor of concrete objectives such as classification, prediction, and translation. The problem of interpretation is well matched to an early and often overlooked architecture, the *attractor net* [12, 13, 19, 46]. Attractor nets, or ANs, are dynamical neural networks that converge to fixed-point attractor states (Figure 1a). Given evidence in the form of a static input, the AN settles to an asymptotic state—an interpretation—that is as consistent as possible with the evidence and with implicit knowledge embodied in the network connectivity. ANs are deterministic variants of Markov random fields, such as the Boltzmann machine [9, 32] and exponential-family Harmonium [40], which perform a probabilistic constraint-satisfaction search. In this article, we revisit ANs in light of modern deep-learning methodologies and architectures. We motivate our work with three arguments for why resurrecting attractor nets is worthwhile.

1. In a range of image-processing domains, e.g., denoising, inpainting, and super-resolution, performance gains are realized by constructing deeper and deeper architectures [e.g., 20]. State-of-the-art results are often obtained using deep recursive architectures that replicate layers and weights [16, 36], effectively implementing an unfolded-in-time recurrent net. This approach is sensible because image processing tasks are fundamentally constraint satisfaction problems: the value of any pixel depends on the values of its neighborhood, and iterative processing is required to converge on mutually consistent activation patterns.
2. ANs have long been considered as a way to characterize computation in the brain [3, 28]. Because their settling time is dependent on the consistency of evidence provided to them, ANs are suitable for explaining the variable time course of perception [33] and language understanding [34, 37] and have even been considered as the computational correlate of consciousness [29]. Incorporating recurrent circuits into deep object recognition models not only improves their performance, but does so specifically for images that humans and animals take the longest to process [15].

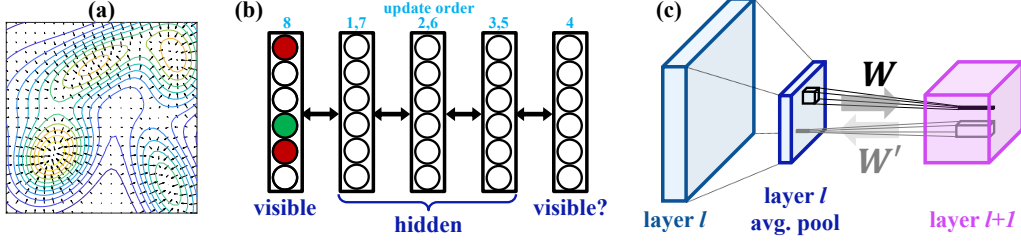


Figure 1: (a) Hypothetical activation flow dynamics of an attractor net over a 2D state space: the contours depict an energy landscape, and network dynamics move downhill in energy. (b) Bipartite architecture with layer update order. (c) Convolutional architecture with optional average pooling between layers.

3. ANs should be considered part of the modern deep learning researcher’s toolkit. Although ANs are hardly novel, they are under-appreciated and often forgotten. We see some indications of a resurrection of interest. For example, a few recent articles have proposed incorporating attractor-like dynamics (clustering methods, denoising autoencoders) to clean up internal states and improve the robustness of deep models [21, 25].

1.1 Background

Hopfield [12] offered a proof that fully interconnected networks of binary units converge to activation fixed points. He defined an *energy function* over network state \mathbf{x} such that asynchronous unit updates,

$$x_i \leftarrow f(\mathbf{x}\mathbf{w}_i^\top + b_i), \quad (1)$$

are non-increasing in energy. Here, $f(\cdot)$ is a binary-step function and the weight matrix \mathbf{W} is subject to the constraints $\mathbf{W} = \mathbf{W}^\top$ and $\text{diag}(\mathbf{W}) = \mathbf{0}$. Hopfield extended this approach to continuous-valued units operating in continuous time [13] and recently examined continuous units with asynchronous updates [19]. However, continuous-time and asynchronous updates are of questionable relevance to deep learning practitioners. Fortunately, Koiran [18] proved a valuable result for discrete-time *synchronous* updates of continuous units. Given the energy function

$$E(\mathbf{x}) = -\frac{1}{2}\mathbf{x}\mathbf{W}\mathbf{x}^\top - \mathbf{x}\mathbf{b}^\top + \sum_i \int_0^{x_i} f^{-1}(\xi)d\xi, \quad (2)$$

parallel updates of the full state with the standard activation rule, $\mathbf{x} \leftarrow f(\mathbf{x}\mathbf{W} + \mathbf{b})$, will asymptote at either a fixed point or a limit cycle of 2. Sufficient conditions for this result are: initial $\mathbf{x} \in [-1, +1]^n$, $\mathbf{W} = \mathbf{W}^\top$, $w_{ii} \geq 0$, and $f(\cdot)$ piecewise continuous and strictly increasing with $\lim_{\eta \rightarrow \pm\infty} f(\eta) = \pm 1$. With $f \equiv \tanh$, we have the barrier function

$$\rho(x_i) \equiv \int_0^{x_i} f^{-1}(\xi)d\xi = (1 + x_i) \ln(1 + x_i) + (1 - x_i) \ln(1 - x_i). \quad (3)$$

Further analyses have shown the existence of continuous attractors, i.e., sets of connected equilibrium points of the network [45], and that there are a finite number of length two cycles [39].

ANs are related to several popular architectures. *Autoencoding models* such as the VAE [17] and denoising autoencoders [38] can be viewed as approximating one step of attractor dynamics, directing the input toward the training data manifold [1]. These models can be applied recursively, though convergence is not guaranteed, nor is improvement in output quality over iterations. *Flow-based generative models* (FBGMs) [e.g., 6] are invertible density-estimation models that can map between observations and latent states. Whereas FBGMs require invertibility of mappings, ANs require only a weaker constraint that weights in one direction are the transpose of the weights in the other direction. *Energy-based models* (EBMs) are also density-estimation models that learn a mapping from input data to energies and are trained to assign low energy values to the data manifold [7, 8, 22, 43]. Whereas AN dynamics are determined by an implicit energy function, the EBM dynamics are driven by optimizing or sampling from an explicit energy function. In the AN, lowering the energy for some states raises it for others, whereas the explicit EBM energy function requires well-chosen negative samples to ensure it discriminates likely from unlikely states. However, the EBM and FBGM are better suited for synthesis and generation tasks than the AN, due to their probabilistic underpinnings. Regardless, the AN can be used for conditional generation (maximum likelihood completion) tasks.

2 Convolutional Bipartite Attractor Nets

Interest in ANs seems to be narrow for two reasons. First, in both early [12, 13] and recent [5, 24, 41, 42] work, ANs are characterized as content-addressable memories: activation vectors are stored and can later be retrieved with only partial information. However, memory retrieval does not well characterize the model’s capabilities: the AN, like its probabilistic sibling the Boltzmann machine [9, 40], is a general computational architecture for supervised and unsupervised learning. Second, ANs have been limited by training procedures. In Hopfield’s work, ANs are trained with a simple procedure—an outer product (Hebbian) rule—which cannot accommodate hidden units and the representational capacity they provide. Recent explorations have considered stronger training procedures [e.g., 26, 42]; however, as for all recurrent nets, training is complicated by the issue of vanishing/exploding gradients. To facilitate training and increase the computational power of ANs, we propose a set of extensions to the architecture and training procedures.

2.1 Architecture

We adopt the bipartite architecture of a stacked restricted Boltzmann machine [10], with bidirectional symmetric connections between adjacent layers of units and no connectivity within a layer (Figure 1b). We distinguish between *visible* layers, which contain inputs and/or outputs of the net, and *hidden* layers. Our simulations have either a single visible layer or a visible layer at either end of the stack, as shown in Figure 1b. In the Boltzmann machine, the bipartite architecture allows for efficient posterior inference on latent variables due to conditional independence within a layer. In an AN, the corresponding benefit of the bipartite architecture is that all units within a layer may be updated in parallel while still guaranteeing strictly non-increasing energy, ensuring that the net will reach a local energy minimum. The update for a given unit i that achieves the energy minimum, $\partial E / \partial x_i = 0$, is presented in Equation 1, and because units within a layer have no interconnections, they additively factorize the energy which permits Equation 1 to be applied to all units in parallel. We thus perform layerwise updating of units, defining one *iteration* as a sweep from one end of the architecture to the other and back. The 8-step update sequence for the architecture in Figure 1b is shown above the network. One may also alternate between updating even layers in parallel and odd layers in parallel while still ensuring convergence to a local minimum.

Weight constraints required for convergence can be achieved within a convolutional architecture as well (Figure 1c). In a feedforward convolutional architecture, the connectivity from layer l to $l + 1$ is represented by weights $\mathbf{W}^l = \{w_{qrab}^l\}$, where q and r are channel indices in the destination ($l + 1$) and source (l) layers, respectively, and a and b specify the relative coordinate within the kernel, such that the weight w_{qrab}^l modulates the input to the unit in layer $l + 1$, channel q , absolute position (α, β) —denoted $x_{q\alpha\beta}^{l+1}$ —from the unit $x_{r,\alpha+a,\beta+b}^l$. If $\bar{\mathbf{W}}^{l+1} = \{\bar{w}_{qrab}^{l+1}\}$ denotes the reverse weights to channel q in layer l from channel r in layer $l + 1$, symmetry requires that

$$w_{q,r,a,b}^l = \bar{w}_{r,q,-a,-b}^{l+1}. \quad (4)$$

This follows from the fact that the weights are translation invariant: the reverse mapping from $x_{q,\alpha,\beta}^{l+1}$ to $x_{r,\alpha+a,\beta+b}^l$ has the same weight as from $x_{q,\alpha-a,\beta-b}^{l+1}$ to $x_{r,\alpha,\beta}^l$, embodied in Equation 4. Implementation of the weight constraint is simple: \mathbf{W}^l is unconstrained, and $\bar{\mathbf{W}}^{l+1}$ is obtained by transposing the first two tensor dimensions of \mathbf{W}^l and flipping the indices of the last two. The convolutional bipartite architecture has energy function:

$$E(\mathbf{x}) = - \sum_{l=1}^{L-1} \sum_q \mathbf{x}_q^{l+1} \bullet (\mathbf{W}_q^l * \mathbf{x}^l) + \sum_{l=1}^L \sum_{q,\alpha,\beta} \rho(x_{q\alpha\beta}^l) - b_q^l x_{q\alpha\beta}^l$$

where \mathbf{x}^l is the activation in layer l , b^l are the channel biases, and $\rho(\cdot)$ is the barrier function (Equation 3), ‘ $*$ ’ is the convolution operator, and ‘ \bullet ’ is the element-wise sum of the Hadamard product of tensors. The factor of $\frac{1}{2}$ ordinarily found in energy functions is not present in the first term because, in contrast to Equation 2, each second-order term in \mathbf{x} appears only once. For a similar formulation in stacked restricted Boltzmann machines, see [23].

Although max pooling is not allowed by the form of the energy function, average pooling is: averaging is a linear operator which can be composed with the convolution, and the transposition of the composed matrix reverses the order of the operators. As depicted in Figure 1c, average pooling is applied first followed by the convolution in one direction of flow, and the convolution is applied first followed by average pooling in the other direction. We refer to the full architecture as a *convolutional bipartite attractor net* or *CBAN* for short.

2.2 Loss function

Evidence provided to the CBAN consists of activation constraints on a subset of the visible units. The CBAN is trained to fill-in or complete the activation pattern over the visible state. The manner in which evidence constrains activations depends on the nature of the evidence. In a scenario where all features are present but potentially noisy, one should treat them as soft constraints that can be overridden by the model; in a scenario where the evidence features are reliable but other features are entirely missing, one should treat the evidence as hard constraints. We have focused on this latter scenario in our simulations, although we discuss the use of soft constraints in Appendix A. For a hard constraint, we *clamp* the visible units to the value of the evidence, meaning that activation is set to the observed value and not allowed to change. Energy is minimized conditioned on the clamped values. One extension to clamping is to replicate all visible units and designate one set as input, clamped to the evidence, and one set as output, which serves as the network read out. We considered using the evidence to initialize the visible state, but initialization is inadequate to anchor the visible state and it wanders. We also considered using the evidence as a fixed bias on the input to the visible state, but redundancy of the bias and top-down signals from the hidden layer can prevent the CBAN from achieving the desired activations.

An obvious loss function is squared error, $\mathcal{L}_{SE} = \sum_i \|v_i - y_i\|^2$, where i is an index over visible units, \mathbf{v} is the visible state, and \mathbf{y} is the target visible state. However, this loss misses out on a key source of error. The clamped units have zero error under this loss. Consequently, we replace v_i with \tilde{v}_i , the value that unit i would take were it unclamped, i.e., free to take on a value consistent with the hidden units driving it:

$$\mathcal{L}_{SE} = \sum_i \|\tilde{v}_i - y_i\|^2.$$

An alternative loss, related to the contrastive loss of the Boltzmann machine (see Appendix B), explicitly aims to ensure that the energy of the current state is higher than that of the target state. With $\mathbf{x} = (\mathbf{y}, \mathbf{h})$ being the complete state with all visible units clamped at their target values and the hidden units in some configuration \mathbf{h} , and $\tilde{\mathbf{x}} = (\tilde{\mathbf{v}}, \mathbf{h})$ being the complete state with the visible units unclamped, one can define the loss

$$\mathcal{L}_{\Delta E} = E(\mathbf{x}) - E(\tilde{\mathbf{x}}) = \sum_i f^{-1}(\tilde{v}_i)(\tilde{v}_i - y_i) + \rho(y_i) - \rho(\tilde{v}_i),$$

We apply this loss by allowing the net to iterate for some number of steps given a partially clamped input, yielding a hidden state that is a plausible candidate to generate the target visible state. Note that $\rho(y_i)$ is constant and although it does not factor into the gradient computation, it helps interpret $\mathcal{L}_{\Delta E}$: when $\mathcal{L}_{\Delta E} = 0$, $\tilde{\mathbf{v}} = \mathbf{y}$. This loss is curious in that it is a function not just of the visible state, but, through the term $f^{-1}(\tilde{v}_i)$, it directly depends on the hidden state in the adjacent layer and the weights between these layers. A variant on $\mathcal{L}_{\Delta E}$ is based on the observation that the goal of training is only to make the two energies equal, suggesting a soft hinge loss:

$$\mathcal{L}_{\Delta E+} = \log(1 + \exp(E(\mathbf{x}) - E(\tilde{\mathbf{x}}))).$$

Both energy-based losses have an interpretation under the Boltzmann distribution: $\mathcal{L}_{\Delta E}$ is related to the conditional likelihood ratio of the clamped to unclamped visible state, and $\mathcal{L}_{\Delta E+}$ is related to the conditional probability of the clamped versus unclamped visible state:

$$\mathcal{L}_{\Delta E} = -\log \frac{p(\mathbf{y}|\mathbf{h})}{p(\tilde{\mathbf{v}}|\mathbf{h})} \quad \text{and} \quad \mathcal{L}_{\Delta E+} = -\log \frac{p(\mathbf{y}|\mathbf{h})}{p(\tilde{\mathbf{v}}|\mathbf{h}) + p(\mathbf{y}|\mathbf{h})}.$$

2.3 Preventing vanishing/exploding gradients

Although back propagation is a more powerful method to train the CBAN than Hopfield’s Hebb rule or the Boltzmann machine’s contrastive loss, vanishing and exploding gradients are a concern as with any recurrent net [11], particularly in the CBAN which may take 50 steps to fully relax. We address the gradient issue in two ways: through intermediate training signals and through a soft sigmoid activation function.

The aim of the CBAN is to produce a stable interpretation asymptotically. The appropriate way to achieve this is to apply the loss once activation converges. However, the loss can be applied prior to convergence as well, essentially training the net to achieve convergence as quickly as possible, while also introducing loss gradients deep inside the unrolled net. Assume a *stability criterion* θ that determines the iteration t^* at which the net has effectively converged:

$$t^* = \min_t [\max_i |x_i(t) - x_i(t-1)| < \theta].$$

Training can be logically separated into pre- and post-convergence phases, which we will refer to as *transient* and *stationary*. In the stationary phase, the Almeida/Pineda algorithm [2, 31] leverages the fact that activation is constant over iterations, permitting a computationally efficient gradient calculation with low memory requirements. In the transient phase, the loss can be injected at each step, which is exactly the temporal-difference method TD(1) [35]. Casting training as temporal-difference learning, one might consider other values of λ in TD(λ); for example, TD(0) trains the model to predict the visible state at the next time step, encouraging the model to reach the target state as quickly as feasible while not penalizing it for being unable to get to the target immediately. Any of the losses, \mathcal{L}_{SE} , $\mathcal{L}_{\Delta E}$, and $\mathcal{L}_{\Delta E+}$, can be applied with a weighted mixture of training in the stationary and transient phases. Although we do not report systematic experiments in this article, we consistently find that transient training with $\lambda = 1$ is as efficient and effective as weighted mixtures including stationary-phase-only training, and that $\lambda = 1$ outperforms any $\lambda < 1$. In our results, we thus conduct simulations with transient-phase training and $\lambda = 1$.

We propose a second method of avoiding vanishing gradients specifically due to sigmoidal activation functions: a *leaky sigmoid*, analogous to a leaky ReLU, which allows gradients to propagate through the net more freely. The leaky sigmoid has activation and barrier functions

$$f(z) = \begin{cases} \alpha(z+1) - 1 & z < -1 \\ z & -1 \leq z \leq 1 \\ \alpha(z-1) + 1 & z > 1 \end{cases}, \quad \rho(x) = \begin{cases} \frac{1}{2\alpha} [x^2 + (1-\alpha)(1+2x)] & \text{if } x < -1 \\ \frac{1}{2}x^2 & \text{if } -1 \leq x \leq 1 \\ \frac{1}{2\alpha} [x^2 + (1-\alpha)(1-2x)] & \text{if } x > 1 \end{cases}.$$

Parameter α specifies the slope of the piecewise linear function outside the $|x| < 1$ interval. As $\alpha \rightarrow 0$, loss gradients become flat and the CBAN fails to train well. As $\alpha \rightarrow 1$, activation magnitudes can blow up and the CBAN fails to reach a fixed point. In Appendix C, we show that convergence to a fixed point is guaranteed when $\alpha \|\mathbf{W}\|_{1,\infty} < 1$, where $\|\mathbf{W}\|_{1,\infty} = \max_i \|\mathbf{w}_i\|_1$. In practice, we have found that restricting \mathbf{W} is unnecessary and $\alpha = 0.2$ works well.

3 Simulations

We report on a series of simulation studies of CBAN, as well as a fully connected variant, which we refer to simply as FBAN. Details of architectures, parameters, and training are in Appendix D.

3.1 Bar Task

We studied a simple inference task on partial images that have exactly one correct interpretation. Images are 5×5 binary pixel arrays consisting of two horizontal bars or two vertical bars. Twenty distinct images exist, shown in the top row of Figure 2. A subset of pixels is provided as evidence; examples are shown in the bottom row of Figure 2. The task is to fill in the masked pixels. Evidence is generated such that only one consistent completion exists. In some cases, a bar must be inferred without any white pixels as evidence (e.g., second column from the right). In other cases, the local evidence is consistent with both vertical and horizontal bars (e.g., first column from left).

A fully connected bipartite attractor net (FBAN) with one layer of 50 hidden units is sufficient for the task. Evidence is generated randomly on each trial, and evaluating on 10k random states after training, the model is 99.995% correct. The middle row in Figure 2 shows the FBAN response after one iteration. The net comes close to performing the task in a single shot, but after a second iteration of clean up and the asymptotic state is shown in the top row.

Figure 3 shows some visible-hidden weights learned by the FBAN. Each 5×5 array depicts weights to/from one hidden unit. Weight sign and magnitude are indicated by coloring and area of the




Figure 2: Bar task: Input consists of 5×5 pixel arrays with the target being either two rows or two columns of pixels present.




Figure 3: Bar task: Weights between visible and first hidden layers

square, respectively. Units appear to select one row and one column, either with the same or opposite polarity. Same-polarity weights within a row or column induce coherence among pixels. Opposite-polarity weights between a row and a column allow the pixel at the intersection to activate either the row/column depending on the sign of the unit’s activation.

3.2 Supervised MNIST

We trained an FBAN with two hidden layers on a supervised version of MNIST in which the visible state consists of a 28×28 array for an MNIST digit and an additional vector to code the class label. For the sake of graphical convenience, we allocate 28 units to the label, using the first 20 by redundantly coding the class label in pairs of units, and ignoring the final 8 units. Our architecture had 812 inputs, 200 units in the first hidden layer, and 50 units in the second. During training, all bits of the label were masked as well as one-third of image pixels. The image was masked with thresholded Perlin coherent noise [30], which produces missing patches that are far more difficult to fill in than the isolated pixels produced by Bernoulli masking.

Figure 4 shows evidence provided to FBAN for 20 random test set items in the third row. The red masks indicate unobserved pixels; the other pixels are clamped in the visible state. The unobserved pixels include those representing the class label, coded in the bottom row of the pixel array. The top row of the Figure shows the target visible representation, with class labels indicated by the isolated white pixels. Even though the training loss treats all pixels as equivalent, the FBAN does learn to classify unlabeled images. On the test set, the model achieves a classification accuracy of 87.5% on Perlin-masked test images and 89.9% on noise-free test images. Note that the 20 pixels indicating class membership are no different than any other missing pixels in the input. The model learns to classify by virtue of the systematic relationship between images and labels. We can train the model with fully observed images and fully unobserved labels, and its performance is like that of any fully-connected MNIST classifier, achieving an accuracy of 98.5%.

The FBAN does an excellent job of filling in missing features in Figure 4 and in further examples in Appendix E. The FBAN’s interpretations of the input seem to be respectable in comparison to other recent recurrent associative memory models (Figures 5a,b). We mean no disrespect of other research efforts—which have very different foci than ours—but merely wish to indicate we are obtaining state-of-the-art results for associative memory models. Figure 5c shows some weights between visible and hidden units. Note that the weights link image pixels with multiple digit labels. These weights stand apart from the usual hidden representations found in feedforward classification networks.

3.3 CIFAR-10

We trained a CBAN with one visible and three hidden layers on the unlabeled CIFAR-10 data set. The visible layer is the size of the input image, $32 \times 32 \times 3$. The successive hidden layers had dimensions $32 \times 32 \times 40$, $16 \times 16 \times 120$, and $8 \times 8 \times 440$, all with filters of size 3×3 and average pooling between




Figure 4: MNIST completions. Row 1: target test examples, with class label coded in the bottom row. Row 2: completions produced by the FBAN. Row 3: Evidence with masking indicated in red, which includes class labels. Row 4: the top-down ‘dream’ state produced by the hidden representation.




Figure 5: (a) Example of recurrent net clean-up dynamics from [26]. Left column is noisy input, right column is cleaned representation. (b) Example of associative memory model of [41]. Column 1 is target, column 2 is input, and remaining columns are retrieval iterations. (c) Some weights between visible and first hidden layer in FBAN trained on MNIST with labels.

the hidden layers. Further details of architecture and training can be found in Appendix D. The upper panel in Figure 6 shows examples of target images (top row), model completions (second row), masked portions of the image provided as evidence (third row, with bright red indicating unobserved pixels), and the top-down ‘dream’ state from the hidden representation to the visible (fourth row). Additional examples are presented in Appendix E. The completions combine the clamped evidence pixels with the patterns filled in by the model (the ‘dream’ state). These images are not memorized instances; the CBAN has learned structural regularities of the images, allowing it to fill in big gaps in images that—with the missing pixels—are typically uninterpretable by people.

3.4 Omniglot

We trained a CBAN with the Omniglot data set, consisting of multiple instances of 1623 characters from 50 different alphabets. The CBAN has one visible layer containing the character image, $28 \times 28 \times 1$, and three successive hidden layers with dimensions $28 \times 28 \times 128$, $14 \times 14 \times 256$, and $7 \times 7 \times 256$, all with average pooling between the layers and filters of size 3×3 . Other network parameters and training details are presented in Appendix D. To experiment with a different type of masking, we used random square patches of diameter 3–6, that removed on average about 30% of the white pixels in the image. Reconstructions of masked characters from the test set (Figure 6) are not always perfect, e.g., the disconnected stroke in the tenth column, but are nonetheless impressive. Additional examples can be found in Appendix E.



Figure 6: Noise completion on test examples from CIFAR-10 (upper) and Omniglot (lower). The rows of each array show the target image, the completion (reconstruction) produced by CBAN, the evidence provided to CBAN with missing pixels depicted in red, and the CBAN ‘dream’ state encoded in the latent representation.

Algorithm	Set5 PSNR / SSIM	Set14 PSNR / SSIM	BSD100 PSNR / SSIM	Urban100 PSNR / SSIM
Bicubic	32.21 / 0.921	29.21 / 0.911	28.67 / 0.810	25.63 / 0.827
DRCN [16]	37.63 / 0.959	32.94 / 0.913	31.85 / 0.894	30.76 / 0.913
LapSRN [20]	37.52 / 0.959	33.08 / 0.913	31.80 / 0.895	30.41 / 0.910
CBAN (ours)	34.18 / 0.947	30.79 / 0.953	30.12 / 0.872	27.49 / 0.915

Table 1: Quantitative benchmark presenting average PSNR/SSIMs for scale factor $\times 2$ on four test sets. **Red** indicates superior performance of CBAN. CBAN consistently outperforms baseline Bicubic.

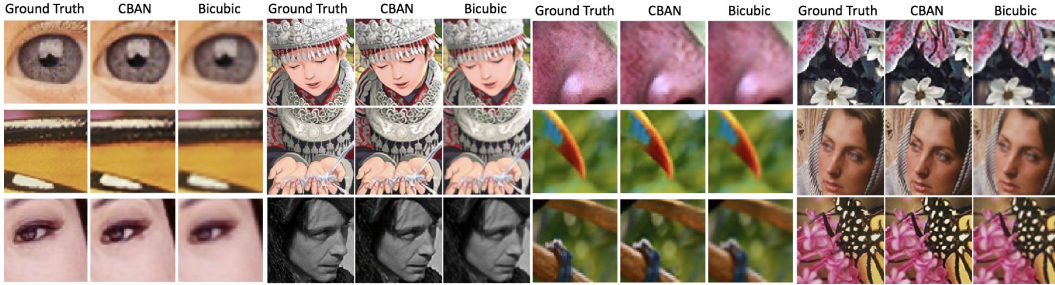


Figure 7: Examples of super-resolution, with the columns in a given image group comparing high-resolution ground truth, CBAN, and bicubic interpolation (baseline method).

3.5 Super-resolution

Deep learning models have proliferated in many domains of image processing, perhaps none more than image super-resolution, which is concerned with recovering a high-resolution image from a low-resolution image. Many specialized architectures have been developed, and although common test data sets exist, comparisons are not as simple as one would hope due to subtle differences in methodology. (For example, even the baseline method, bicubic interpolation, yields different results depending on the implementation.) We set out to explore the feasibility of using CBANs for super-resolution. Our architecture processes 40×40 color image patches, and the visible state included both the low- and high-resolution images, with the low-resolution version clamped and the high-resolution version read out from the net. Details can be found in Appendix D.

Table 1 presents two measures of performance, SSIM and PSNR, for the CBAN and various published alternatives. CBAN beats the baseline, bicubic interpolation, on both measures, and performs well on SSIM against some leading contenders (even beating LapSRN and DRCN on *Set14* and *Urban100*), but poorly on PSNR. It is common for PSNR and SSIM to be in opposition: SSIM rewards crisp edges, PSNR rewards averaging toward the mean. The border sharpening and contrast enhancement that produce good perceptual quality and a high SSIM score (see Figure 7) are due to the fact that CBAN comes to an interpretation of the images: it imposes edges and textures in order to make the features mutually consistent. We believe that CBAN warrants further investigation for super-resolution; regardless of whether it becomes the winner in this competitive field, one can argue that it is performing a different type of computation than feedforward models like LapSRN and DRCN.

4 Discussion

Our investigations support the value of CBANs as part of the modern deep learning toolbox. Although recurrent nets are not typically used for (attention-free) vision, the computational cost of CBANs is no greater than that of training deep feedforward nets, and training is not much more challenging. In the arena of generative models, energy- and flow-based models are likely to be superior to CBANs, given their probabilistic semantics. The power of CBANs is their generality and potential to be applied in many contexts involving data interpretation. A great virtue of CBANs is that the computational resources they bring to bear on a task is dynamic and dependent on the difficulty of interpreting a given input. Although this article has focused on convolutional networks that have attractor dynamics *between* levels of representation, we have recently recognized the value of architectures that are fundamentally feedforward with attractor dynamics *within* a level. Our current research explores this variant of the CBAN.

References

- [1] G. Alain, Y. Bengio, and S. Rifai. Regularized auto-encoders estimate local statistics. *CoRR*, abs/1211.4246, 2012.
- [2] L. B. Almeida. A learning rule for asynchronous perceptrons with feedback in a combinatorial environment. In *IEEE First International Conference on Neural Networks*, pages 608–18. IEEE Press, San Diego, CA, 1987.
- [3] D. J. Amit. *Modeling brain function: The world of attractor neural networks*. Cambridge University Press, Cambridge, England, 1992.
- [4] M. Bevilacqua, A. Roumy, C. Guillemot, and M. L. Alberi-Morel. Low-complexity single-image super-resolution based on nonnegative neighbor embedding. In *British Machine Vision Conference*. BMVA press, 2012.
- [5] R. Chaudhuri and I. Fiete. Associative content-addressable networks with exponentially many robust stable states. *arXiv preprint arXiv:1704.02019 q-bio.NC*, 2017.
- [6] L. Dinh, J. Sohl-Dickstein, and S. Bengio. Density estimation using Real NVP. *arXiv preprint arXiv:1605.08803 cs.LG*, 2016.
- [7] Y. Du and I. Mordatch. Implicit generation and generalization in energy-based models. *arXiv preprint arXiv:1903.08689 cs.LG*, 2019.
- [8] T. Han, E. Nijkamp, X. Fang, M. Hill, S.-C. Zhu, and Y. Nian Wu. Divergence triangle for joint training of generator model, energy-based model, and inference model. *arXiv e-prints*, art. arXiv:1812.10907, Dec 2018.
- [9] G. E. Hinton. Boltzmann machine. *Scholarpedia*, 2(5):1668, 2007. doi: 10.4249/scholarpedia.1668. revision #91076.
- [10] G. E. Hinton and R. R. Salakhutdinov. Reducing the dimensionality of data with neural networks. *Science*, 313(5786):504–507, 2006.
- [11] S. Hochreiter, Y. Bengio, and P. Frasconi. Gradient flow in recurrent nets: The difficulty of learning long-term dependencies. In J. Kolen and S. Kremer, editors, *Field Guide to Dynamical Recurrent Networks*. IEEE Press, 2001.
- [12] J. J. Hopfield. Neural networks and physical systems with emergent collective computational abilities. *Proceedings of the National Academy of Sciences*, 79(8):2554–2558, 1982. doi: 10.1073/pnas.79.8.2554.
- [13] J. J. Hopfield. Neurons with graded response have collective computational properties like those of two-state neurons. *Proceedings of the National Academy of Sciences*, 81(10):3088–3092, 1984.
- [14] J.-B. Huang, A. Singh, and N. Ahuja. Single image super-resolution from transformed self-exemplars. In *Proceedings of the IEEE Conference on Computer Vision and Pattern Recognition*, pages 5197–5206, 2015.
- [15] K. Kar, J. Kubilius, K. Schmidt, E. B. Issa, and J. J. DiCarlo. Evidence that recurrent circuits are critical to the ventral stream’s execution of core object recognition behavior. *Nature neuroscience*, 2019 Apr 29 2019. ISSN 1546-1726. doi: 10.1038/s41593-019-0392-5. URL <https://www.nature.com/articles/s41593-019-0392-5>.
- [16] J. Kim, J. Kwon Lee, and K. Mu Lee. Deeply-recursive convolutional network for image super-resolution. In *Computer Vision and Pattern Recognition*, pages 1637–1645, 06 2016. doi: 10.1109/CVPR.2016.181.
- [17] D. P. Kingma and M. Welling. Auto-encoding variational Bayes. *arXiv preprint arXiv:1312.6114*, 2013.

- [18] P. Koiran. Dynamics of discrete time, continuous state Hopfield networks. *Neural Computation*, 6(3):459–468, 1994. doi: 10.1162/neco.1994.6.3.459. URL <https://doi.org/10.1162/neco.1994.6.3.459>.
- [19] D. Krotov and J. J. Hopfield. Dense associative memory for pattern recognition. In *Advances in Neural Information Processing Systems*, pages 1172–1180, 2016.
- [20] W.-S. Lai, J.-B. Huang, N. Ahuja, and M.-H. Yang. Fast and accurate image super-resolution with deep Laplacian pyramid networks. *IEEE Transactions on Pattern Analysis and Machine Intelligence*, 2018.
- [21] A. Lamb, J. Binas, A. Goyal, S. Subramanian, I. Mitliagkas, D. Kazakov, Y. Bengio, and M. C. Mozer. State-reification networks: Improving generalization by modeling the distribution of hidden representations. In K. Chaudhuri and R. Salakhutdinov, editors, *Proceedings of the 36th International Conference on Machine Learning*, volume 96 of *Proceedings of Machine Learning Research*, Long Beach, CA, 2019.
- [22] Y. LeCun, S. Chopra, R. Hadsell, M. Ranzato, and F.-J. Huang. A tutorial on energy-based learning. In G. Bakir, T. Hofman, B. Schölkopf, A. Smola, and B. Taskar, editors, *Predicting Structured Data*. MIT Press, Boston, MA, 2006.
- [23] H. Lee, R. Grosse, R. Ranganath, and A. Y. Ng. Convolutional deep belief networks for scalable unsupervised learning of hierarchical representations. In *Proceedings of the 26th International Conference on Machine Learning*, 2009.
- [24] G. Li, K. Ramanathan, N. Ning, L. Shi, and C. Wen. Memory dynamics in attractor networks. *Computational Intelligence and Neuroscience*, 2015.
- [25] R. Liao, A. Schwing, R. Zemel, and R. Urtasun. Learning deep parsimonious representations. In D. D. Lee, M. Sugiyama, U. V. Luxburg, I. Guyon, and R. Garnett, editors, *Advances in Neural Information Processing Systems 29*, pages 5076–5084. Curran Associates, Inc., 2016.
- [26] R. Liao, Y. Xiong, E. Fetaya, L. Zhang, K. Yoon, X. Pitkow, R. Urtasun, and R. Zemel. Reviving and improving recurrent back-propagation. In J. Dy and A. Krause, editors, *Proceedings of the 35th International Conference on Machine Learning*, volume 80 of *Proceedings of Machine Learning Research*, pages 3082–3091, Stockholmsmässan, Stockholm Sweden, 10–15 Jul 2018. PMLR. URL <http://proceedings.mlr.press/v80/liao18c.html>.
- [27] D. Martin, C. Fowlkes, D. Tal, J. Malik, et al. A database of human segmented natural images and its application to evaluating segmentation algorithms and measuring ecological statistics. In *Proceedings of the International Conference on Computer Vision (ICCV)*, 2001.
- [28] J. L. McClelland and D. E. Rumelhart. An interactive activation model of context effects in letter perception: I. an account of basic findings. *Psychological Review*, 88(5):375–407, 1981.
- [29] M. C. Mozer. Attractor networks. In P. Wilken, A. Cleeremans, and T. Bayne, editors, *Oxford Companion to Consciousness*, pages 86–89. Oxford University Press, Oxford, UK, 2009.
- [30] K. Perlin. An image synthesizer. In *Proceedings of the 12th Annual Conference on Computer Graphics and Interactive Techniques*, SIGGRAPH ’85, pages 287–296, New York, NY, USA, 1985. ACM. ISBN 0-89791-166-0. doi: 10.1145/325334.325247. URL <http://doi.acm.org/10.1145/325334.325247>.
- [31] F. J. Pineda. Generalization of back-propagation to recurrent neural networks. *Physical Review Letters*, 59:2229–2232, 1987.
- [32] P. Smolensky. Parallel distributed processing: Explorations in the microstructure of cognition, vol. 1. In D. E. Rumelhart and J. L. McClelland, editors, *Information processing in dynamical systems: Foundations of Harmony Theory*, pages 194–281. MIT Press, Cambridge, MA, 1986.
- [33] P. Sterzer and A. Kleinschmidt. A neural basis for inference in perceptual ambiguity. *Proceedings of the National Academy of Sciences*, 104(1):323–328, 2007. ISSN 0027-8424. doi: 10.1073/pnas.0609006104. URL <https://www.pnas.org/content/104/1/323>.

- [34] L. A. Stowe, E. Kaan, L. Sabourin, and R. C. Taylor. The sentence wrap-up dogma. *Cognition*, 176:232–247, 2018.
- [35] R. S. Sutton. Learning to predict by the methods of temporal differences. *Machine Learning*, 3: 9–44, 1988. doi: 10.1007/BF00115009. URL <https://doi.org/10.1007/BF00115009>.
- [36] Y. Tai, J. Yang, and X. Liu. Image super-resolution via deep recursive residual network. *2017 IEEE Conference on Computer Vision and Pattern Recognition (CVPR)*, pages 2790–2798, 2017.
- [37] C. Van Petten and M. Kutas. Interactions between sentence context and word frequency in event-related brain potentials. *Memory and Cognition*, 18:380–393, 1990.
- [38] P. Vincent, H. Larochelle, Y. Bengio, and P.-A. Manzagol. Extracting and composing robust features with denoising autoencoders. In *Proceedings of the 25th International Conference on Machine Learning, ICML '08*, pages 1096–1103, New York, NY, USA, 2008. ACM. ISBN 978-1-60558-205-4. doi: 10.1145/1390156.1390294. URL <http://doi.acm.org/10.1145/1390156.1390294>.
- [39] L. Wang. On the dynamics of discrete-time, continuous-state Hopfield neural networks. *IEEE Transactions on Circuits and Systems-II: Analog and Digital Signal Processing*, 45:747–749, 1998.
- [40] M. Welling, M. Rosen-zvi, and G. E. Hinton. Exponential family harmoniums with an application to information retrieval. In L. K. Saul, Y. Weiss, and L. Bottou, editors, *Advances in Neural Information Processing Systems 17*, pages 1481–1488. MIT Press, 2005. URL <http://papers.nips.cc/paper/2672-exponential-family-harmoniums-with-an-application-to-information-retrieval.pdf>.
- [41] Y. Wu, G. Wayne, A. Graves, and T. Lillicrap. The Kanerva machine: A generative distributed memory. In *International Conference on Learning Representations*, 2018. URL <https://openreview.net/forum?id=S1H1A-ZAZ>.
- [42] Y. Wu, G. Wayne, K. Gregor, and T. Lillicrap. Learning attractor dynamics for generative memory. In S. Bengio, H. Wallach, H. Larochelle, K. Grauman, N. Cesa-Bianchi, and R. Garnett, editors, *Advances in Neural Information Processing Systems 31*, pages 9379–9388. Curran Associates, Inc., 2018. URL <http://papers.nips.cc/paper/8149-learning-attractor-dynamics-for-generative-memory.pdf>.
- [43] J. Xie, Y. Lu, S.-C. Zhu, and Y. N. Wu. A theory of generative ConvNet. In *Proceedings of the 33rd International Conference on International Conference on Machine Learning - Volume 48, ICML'16*, pages 2635–2644. JMLR.org, 2016. URL <http://dl.acm.org/citation.cfm?id=3045390.3045668>.
- [44] J. Yang, J. Wright, T. S. Huang, and Y. Ma. Image super-resolution via sparse representation. *IEEE transactions on image processing*, 19(11):2861–2873, 2010.
- [45] J. Yu, H. Tang, and H. Li. Continuous attractors of discrete-time recurrent neural networks. *Neural Computing and Applications*, 23:89–96, 2012.
- [46] R. S. Zemel and M. C. Mozer. Localist attractor networks. *Neural Computation*, 13(5): 1045–1064, 2001. doi: 10.1162/08997660151134325.
- [47] R. Zeyde, M. Elad, and M. Protter. On single image scale-up using sparse-representations. In *Proceedings of the International conference on curves and surfaces*, pages 711–730. Springer, 2010.

Appendix

A Using evidence

The CBAN is probed with an *observation*—a constraint on the activation of a subset of visible units. For any visible unit, we must specify how an observation is used to constrain activation. The possibilities include:

- The unit is *clamped*, meaning that the unit activation is set to the observed value and is not allowed to change. Convergence is still guaranteed, and the energy is minimized conditional on the clamped value. However, clamping a unit has the disadvantage that any error signal back propagated to the unit will be lost (because changing the unit’s input does not change its output).
- The unit is *initialized* to the observed value, instead of 0. This scheme has the disadvantage that activation dynamics can cause the network to wander away from the observed state. This problem occurs in practice and the consequences are so severe it is not a viable approach.
- In principle, we might try an activation rule which sets the visible unit’s activation to be a convex combination of the observed value and the value that would be obtained via activation dynamics: $\alpha \times \text{observed} + (1 - \alpha) \times f(\text{net input})$. With $\alpha = 1$ this is simply the clamping scheme; with $\alpha = 0$ and appropriate start state, this is just the initialization scheme.
- The unit has an *external bias* proportional to the observation. In this scenario, the net input to a visible unit is:

$$x_i \leftarrow f(\mathbf{x}\mathbf{w}_i^\top + b_i + e_i), \quad (5)$$

where $e_j \propto \text{observation}$. The initial activation can be either 0 or the observation. One concern with this scheme is that the ideal input to a unit will depend on whether or not the unit has this additional bias. For this reason the magnitude of the bias should probably be small. However, in order to have an impact, the bias must be larger.

- We might *replicate* all visible units and designate one set for input (clamped) and one set for output (unclamped). The input is clamped to the observation (which may be zero). The output is allowed to settle. The hidden layer(s) would synchronize the inputs and outputs, but it could handle noisy inputs, which isn’t possible with clamping. Essentially, the input would serve as a bias, but on the hidden units, not on the inputs directly.

In practice, we have found that external biases work but are not as effective as clamping. Partial clamping with $0 < \alpha < 1$ has partial effectiveness relative to clamping. And initialization is not effective; the state wanders from the initialized values. However, the replicated-visible scheme seems very promising and should be explored further.

B Loss functions

The training procedure for a Boltzmann machine aims to maximize the likelihood of the training data, which consist of a set of observations over the visible units. The complete states in a Boltzmann machine occur with probabilities specified by

$$p(\mathbf{x}) \propto e^{-E(\mathbf{x})/T}, \quad (6)$$

where T is a computational temperature and the likelihood of a visible state is obtained by marginalizing over the hidden states. Raising the likelihood of a visible state is achieved by lowering its energy.

The Boltzmann machine learning algorithm has a contrastive loss: it tries to maximize the energy of states with the visible units clamped to training observations and minimize the energy of states with the visible units unclamped and free to take on whatever values they want. This contrastive loss is an example of an *energy-based loss*, which expresses the training objective in terms of the network energies.

In our model, we will define an energy-based loss via matched pairs of states: \mathbf{x} is a state with the visible units clamped to observed values, and $\tilde{\mathbf{x}}$ is a state in which the visible units are unclamped,

i.e., they are free take on values consistent with the hidden units driving them. Although \tilde{x} could be any unclamped state, it will be most useful for training if it is related to x (i.e., it is a good point of contrast). To achieve this relationship, we propose to compute (\tilde{x}, x) pairs by:

1. Clamp some portion of the visible units with a training example.
2. Run the net to some iteration, at which point the full hidden state is h . (The point of this step is to identify a hidden state that is a plausible candidate to generate the target visible state.)
3. Set x to be the complete state in which the hidden component of the state is h and the visible component is the target visible state.
4. Set \tilde{x} to be the complete state in which the hidden component of the state is h and the visible component is the fully unclamped activation pattern that would be obtained by propagating activities from the hidden units to the (unclamped) visible units.

Note that the contrastive pair at this iteration, (\tilde{x}_i, x_i) , are states close to the activation trajectory that the network is following. We might train the net only after it has reached convergence, but we've found that defining the loss for every iteration i up until convergence improves training performance.

B.1 Loss 1: The difference of energies

$$\begin{aligned}
\mathcal{L}_{\Delta E} &= E(x) - E(\tilde{x}) \\
&= \left(-\frac{1}{2} x W x^T - b x^T + \sum_j \int_0^{x_j} f^{-1}(\xi) d\xi \right) - \left(-\frac{1}{2} \tilde{x} W \tilde{x}^T - b \tilde{x}^T + \sum_j \int_0^{\tilde{x}_j} f^{-1}(\xi) d\xi \right) \\
&= \sum_i (w_i x + b_i)(\tilde{v}_i - v_i) + \int_0^{v_i} f^{-1}(\xi) d\xi - \int_0^{\tilde{v}_i} f^{-1}(\xi) d\xi \\
&= \sum_i f^{-1}(\tilde{v}_i)(\tilde{v}_i - v_i) + \rho(v_i) - \rho(\tilde{v}_i) \\
&\quad \text{with } \rho(s) = \frac{1}{2}(1+s) \ln(1+s) + \frac{1}{2}(1-s) \ln(1-s)
\end{aligned}$$

This reduction depends on x and \tilde{x} sharing the same hidden state, a bipartite architecture in which visible and hidden are interconnected, all visible-to-visible connections are zero, a tanh activation function, f , for all units, and symmetric weights.

B.2 Loss 2: The conditional probability of correct response

This loss aims to maximize the log probability of the clamped state conditional on the choice between unclamped and clamped states. Framed as a loss, we have a negative log likelihood:

$$\begin{aligned}
\mathcal{L}_{\Delta E+} &= -\ln P(x \mid x \vee \tilde{x}) \\
&= -\ln \frac{p(x)}{p(\tilde{x}) + p(x)} \\
&= \ln \left(1 + \exp \left(\frac{E(x) - E(\tilde{x})}{T} \right) \right)
\end{aligned}$$

The last step is attained using the Boltzmann distribution (Equation 6).

C Proof of convergence of CBAN with leaky sigmoid activation function

- $x = f(Wx + b) \quad x \in \mathbb{R}^n$
 - f is applied elementwise
 - $f(z) = \begin{cases} \alpha(z+1) - 1 & z < -1 \\ z & -1 \leq z \leq 1 \\ \alpha(z-1) + 1 & z > 1 \end{cases}$
where $0 < \alpha < 1$
 - Assume $\|b\|_\infty \leq 1 \quad |b_j| \leq 1$
 $\|x_t\|_\infty \leq 1+m$ where $m \geq 0$
 $\forall_j: \|w_j\|_1 \leq r$
 - Then for $\|x_{t+1}\|_\infty \leq m$ to hold we need:
 $\|f(Wx_t + b)\|_\infty \leq 1+m$
 $\forall_j: |f(w_j^T x_t + b_j)| \leq 1+m$
if $|z| \leq 1$ we are done
if $z > 1$ (analogously $z < -1$)
- (1) \Rightarrow if $z > 1$ (analogously $z < -1$)
- (2) In fact there is a degree of freedom here so we can simply use $c = \alpha r < 1$ as the only param. in the analysis so long as we also reparameterize b accordingly.
- In conclusion: given $c = \alpha r < 1$ the region of convergence must include the hypercube
- $$\left[-1 - \frac{c}{1-c}, 1 + \frac{c}{1-c} \right]$$
- $$\left[-\frac{1}{1-c}, \frac{1}{1-c} \right]$$
- if the barrier is set to be smaller than the above region no convergence is guaranteed
- (3) is guaranteed

D Network architectures and hyperparameters

D.1 Bar task

Our architecture was a fully connected bipartite attractor net (FBAN) with one visible layer and two hidden layers having 48 and 24 channels. We trained using $\mathcal{L}_{\Delta E+}$ with the transient TD(1) procedure, defining network stability as the condition in which all changes in unit activation on successive iterations are less than 0.01 for a given input, tanh activation functions, batches of 20 examples (the complete data set), with masks randomly generated on each epoch subject to the constraint that only one completion is consistent with the evidence. Weights between layers l and $l+1$ and the biases in layer l are initialized from a mean-zero Gaussian with standard deviation $0.1(\frac{1}{2}n_l + \frac{1}{2}n_{l+1} + 1)^{-\frac{1}{2}}$, where n_l is the number of units in layer l . Optimization is via stochastic gradient descent with an initial learning rate of 0.01, dropped to .001; the gradients in a given layer of weights are L_2 renormalized to be 1.0 for a batch of examples, which we refer to as *SGD-L2*.

D.2 MNIST

Our architecture was a fully connected bipartite attractor net (FBAN) with one visible layer to one hidden layer with 200 units to a second hidden layer with 50. We trained using $\mathcal{L}_{\Delta E+}$ with the

transient TD(1) procedure, defining network stability as the condition in which all changes in unit activation on successive iterations are less than 0.01 for a given input, tanh activation functions, batches of 250 examples. Masks are generated randomly for each example on each epoch. The masks were produced by generating Perlin noise, frequency 7, thresholded such that one third of the pixels were obscured. Weights between layers l and $l + 1$ and the biases in layer l are initialized from a mean-zero Gaussian with standard deviation $0.1(\frac{1}{2}n_l + \frac{1}{2}n_{l+1} + 1)^{-\frac{1}{2}}$, where n_l is the number of units in layer l . Optimization is via stochastic gradient descent with learning rate 0.01; the gradients in a given layer of weights are L_∞ renormalized to be 1.0 for a batch of examples, which we refer to as *SGD-Linf*. Target activations scaled to lie in [-0.999, 0.999].

D.3 CIFAR-10

The network architecture consists of four layers: one visible layer and three hidden layers. The visible layer dimensions match the input image dimensions: (32, 32, 3). The channel dimensions of the three hidden layers increase by 40, 120, and 440, respectively. We used filter sizes of 3×3 between all layers. Beyond the first hidden layer, we introduce a 2×2 average pooling operation followed by half-padded convolution going from layer l to layer $l + 1$, and a half-padded convolution followed by a 2×2 nearest-neighbor interpolation going from layer $l + 1$ to layer l . Consequently, the spatial dimensions of the hidden states, from lowest to highest, are (32,32), (16,16) and (8,8). A trainable bias is applied per-channel to each layer. All biases are initialized to 0, whereas kernel weights are Gaussian initialized with a standard deviation of 0.0001. The CBAN used tanh activation functions and \mathcal{L}_{SE} with TD(1) transient training, as described in the main text.

We trained our model on 50,000 images from the CIFAR10 dataset (test set 10,000). The images are noised by online-generation of Perlin noise that masks 40% of the image. We optimized our mean-squared error objective using Adam. The learning rate is initially set to 0.0005 and then decreased manually by a factor of 10 every 20 epochs beyond training epoch 150. For each batch, the network runs until the state stabilizes, where the condition for stabilization is specified as the maximum absolute difference of the full network states between stabilization steps t and $t + 1$ being less than 0.01. The maximum number of stabilization steps was set to 100; the average stabilization iteration per batch over the course of training was 50 stabilization steps.

D.4 Omniglot

The network architecture consists of four layers: one visible layer and three hidden layers. The visible layer dimensions match the input image dimensions: (28, 28, 1). The channel dimensions of the three hidden layers increase by 128, 256, and 512, respectively. We used filter sizes of 3×3 between all layers. Beyond the first hidden layer, we introduce a 2×2 average pooling operation followed by half-padded convolution going from layer l to layer $l + 1$, and a half-padded convolution followed by a 2×2 nearest-neighbor interpolation going from layer $l + 1$ to layer l . Consequently, the spatial dimensions of the hidden states, from lowest to highest, are (28,28), (14,14) and (7,7). A trainable bias is applied per-channel to each layer. All biases are initialized to 0, whereas kernel weights are Gaussian initialized with a standard deviation of 0.01. The CBAN used tanh activation functions and \mathcal{L}_{SE} with TD(1) transient training, as described in the main text.

We trained our model on 15,424 images from the Omniglot dataset (test set: 3856). The images are noised by online-generation of squares that mask 20-40% of the white pixels in the image. We optimized our mean-squared error objective using Adam. The learning rate is initially set to 0.0005 and then decreased manually by a factor of 10 every 20 epochs after training epoch 100. For each batch, the network runs until the state stabilizes, where the condition for stabilization is specified as the maximum absolute difference of the full network states between stabilization steps i and $i+1$ being less than 0.01. The maximum number of stabilization steps was set to 100; the average stabilization iteration per batch over the course of training was 50 stabilization steps.

Masks were formed by selecting patches of diameter 3–6 uniformly, in random, possibly overlapping locations, stopping when at least 25% of the white pixels have been masked.

D.5 Super-resolution

The network architecture consists of four layers: one visible layer and three hidden layers. The visible layer spatial dimensions match the input patch dimensions, but consists of 6 channels: $(40, 40, 6)$. The low-resolution evidence patch is clamped to the bottom 3 channels of the visible state; the top 3 channels of the visible state serve as the unclamped output against which the high-resolution target patch is compared and loss is computed as a mean-squared error. The channel dimensions of the three hidden layers are 300, 300, and 300. We used filter sizes of 5×5 between all layers. All convolutions are half-padded and no average pooling operations are introduced in the SR network scheme. Consequently, the spatial dimensions of the hidden states remain constant and match the input patches of $(40, 40)$. A trainable bias is applied per-channel to each layer. All biases are initialized to 0, whereas kernel weights are Gaussian initialized with a standard deviation of 0.001.

We trained our model on 91 images from the T91 dataset [44] scaled at $\times 2$. We optimized our mean-squared error objective using Adam. The learning rate is initially set to 0.00005 and then decreased by a factor of 10 every 10 epochs. The stability conditions described in the CBAN models for CIFAR-10 and Omniglot are repeated for the SR task, except the stability threshold was set to 0.1 half way through training. We evaluated on four test datasets at $\times 2$ scaling: *Set5* [4], *Set14* [47], *DSB100* [27], and *Urban100* [14].

E Additional results



Figure 8: Additional examples of noise completion from supervised MNIST




Figure 9: Additional examples of noise completion from color CIFAR-10 images and the letter-like Omniglot symbols. The rows of each array show the target image, the completion (reconstruction) produced by CBAN, the evidence provided to CBAN with missing pixels depicted in red, and the CBAN “dream” state encoded in the latent representation.