

Global Semantic Description of Objects based on Prototype Theory

Omar Vidal Pino, Erickson R. Nascimento, and Mario F. M. Campos

Abstract—In this paper, we introduce a novel semantic description approach inspired on Prototype Theory foundations. We propose a Computational Prototype Model (CPM) that *encodes* and *stores* the central semantic meaning of object's category: the semantic prototype. Also, we introduce a Prototype-based Description Model that encodes the semantic meaning of an object while describing its features using our CPM model. Our description method uses semantic prototypes computed by CNN-classifications models to create discriminative signatures that describe an object highlighting its most distinctive features within the category. Our experiments show that: *i*) our CPM model (semantic prototype + distance metric) is able to describe the internal semantic structure of objects categories; *ii*) our semantic distance metric can be understood as the object visual typicality score within a category; *iii*) our descriptor encoding is semantically interpretable and significantly outperforms other image global encodings in clustering and classification tasks.

Index Terms—image semantic description, object semantic representation, image understanding, prototype theory.

1 INTRODUCTION

MEMORY is one of the most amazing faculties of human being; it is generally considered as the brain ability to *code*, *store* and *retrieve* information [1]. More specifically, *semantic memory* [2] refers to general world knowledge that we accumulate throughout our lives [3]. A relevant aspect of the functional neuroanatomy of the semantic memory resides in the *representation of the meaning* of objects and its properties [4]. Several assumptions indicate that human beings are capable of: *i*) learning the most distinctive features of a specific object category [4], [5]; *ii*) form categories and *object semantic definitions* (abstractions) at a very early age [4]. Semantic memory involves those semantic definition of objects [2] and, consequently, the success of object recognition, classification and description tasks are causally related to the success of effectively recovering the learned knowledge [2].

For years, Computer Vision and Machine Learning areas have tried to build and learning pattern recognition methods with similar performance of human being for visual information processing. Although the current state-of-the-art methods has achieved surprising results, there are still many challenges to achieve the discriminative power and abstraction of semantic memory to represent semantic. How to describe and stand for objects, semantically? How to simulate the behavior of semantic memory in the representation of learned knowledge of objects features? How to extract and encode the object features to encapsulate the representation of the meaning (or *semantic representation*) of a specific object? How to learn the semantic definition of categories objects, and use it in object recognition, classification and description tasks? These are just some of the interesting questions that still occupy the investigation agenda of many research areas.

In this paper – motivated by the semantic memory behavior– we propose a mathematical model that attempts to represent the

semantic definition of object categories. Also, we propose how to introduce this semantic representation of object categories in the global description of objects features extracted from images.

The knowledge extraction models (high-level vision processes) from images are highly influenced by the methods used for detection, extraction and representation of image relevant information. Consequently, the extraction of image relevant features has been the subject of Computer Vision research for decades. For several years, hand-crafted features [6], [7], [8] and machine learning [9], [10] methods were the choice for image feature description tasks.

The advent of Convolutional Neural Networks (CNN) outperforms these traditional methods and enabled to achieve a visual recognition model with similar behavior of *semantic memory* for classification tasks [11], [12], [13], sparking the tendency of images semantic processing with deep-learning techniques. The CNN-models success spawned numerous CNN-descriptors produced with different approaches that learn effective representations for describing image features [14], [15], [16], [17]. Consequently, representations of image features extracted using deep classification models [11], [12], [13], or using CNN-descriptors are commonly referred as *semantic feature* or *semantic signature*.

The term *semantic feature* has been extensively studied in the field of linguistic semantic and it is defined as the representation of the basic conceptual components of the meaning of any lexical item [18]. In the seminal work of Rosch [19] the author analyzed the semantic structure of the meaning of words and introduced the concept of *semantic prototype*. According to Rosch [19], [20], the representation of a *category semantic meaning* is related to the *category prototype*, particularly to those categories naming natural objects.

The image semantic understanding is influenced by how are semantically represented the features of image basic components (*e.g.*, objects), and the semantic relations between these basic components [21]. CNN-description models [14], [16], [17], [22] (and semantic description models [15], [23], [24]) stand for the semantic information of the image features using a range of different approaches. Nevertheless, *none* of these models codify the representation of image visual information based on the theo-

• Omar Vidal Pino, Erickson R. Nascimento and Mario F. M. Campos are with the Laboratory of Computer Vision and Robotics, Computer Science Department, Universidade Federal de Minas Gerais, Belo Horizonte, 31270-010, Brazil. E-mail: ovidalp, erickson, mario@dcc.ufmg.br.

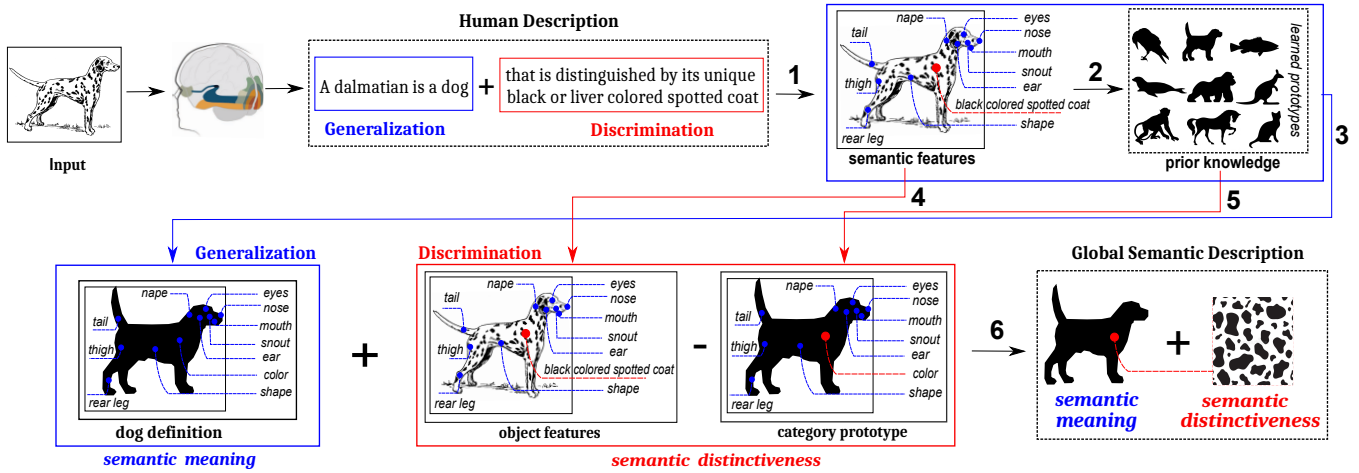


Fig. 1. *Motivation and Concepts*. Schematic of our prototype-based description model. The human visual system can observe an object and to build an object semantic description that highlighting their most distinctive features within the object category. We propose a prototype-based model to simulate this behavior through the processing flow from 1) to 6). 1) features extraction; 2) object features recognition; 3) categorization; 4) object features; 5) central semantic meaning of a category (the category prototype); 6) our Global Semantic Description based on Prototypes.

retical foundation of Cognitive Science to represent the *semantic meaning*.

In this paper, we rely on cognitive semantic studies related to the Prototype Theory for modeling the *central semantic meaning* of objects categories: the prototype. We propose a novel approach to take on the semantic features descriptions of objects based on prototypes. Our *prototype-based description model* uses the category’s prototype to find a global semantic representation of the basics conceptual components (objects) of the image meaning.

To achieve this goal, we bring to light the Prototype Theory as a theoretical foundation to represent the semantic meaning of the image visual information, specifically to represent - semantically- the basics components of image: objects. Prototype Theory proposes that human beings think a category in terms of abstract prototypes, defined by the central cases (or typical members) of the category [19], [25], [26]. That theory also exposes that successful execution of object recognition and description tasks in human brain is inherently related to the learned prototype of the object category [19], [26], [27], [28]. This raises the following two questions: i) Can a model of the perception system be developed in which objects are described using the same semantic features that are learned to identify and classify them? ii) How can the category prototype be included in the object global semantic description?

We address these two questions motivated by the human approach for describing objects globally. Human being uses the generalization and discrimination processes to build object descriptions that highlighting their most distinctive features within the category. For example, a typical human description: a dalmatian is a dog (generalization ability to recognize the central semantic meaning of dog category) that is distinguished by its unique black or liver colored spotted coat (discrimination ability to detect the semantic distinctiveness of object within the dog category). Figure 1 depicts the intuition and principal concepts of our prototype-based description model. The main idea of our approach is to use the quality of features extracted with CNN-classification models both to represent the central semantic meaning of a specific category, and to learn the object distinctiveness within the category.

2 RELATED WORKS

CNN descriptors

The CNN descriptor family showed that it is possible, for a learning approach, to outperform the best techniques based on carefully hand-crafted features [6], [7], [8]. CNN descriptor models differ among themselves on how to compute the descriptors in their deep architectures, similarity functions learning and its features extraction methods. Some approaches extract immediate activations of the model as a descriptor signature [12], [13], [29], [30]. Other methods use similarity convolutional network [14], [16], [17], [31] and siamese networks [14], [17], [31] to learn discriminative representations. LIFT [31] learns each task involved in features management: detection, orientation estimation, and description. Lin *et al.* [22] constructed a compact binary descriptor for efficient object matching based on features extracted with VGG16 model [12]. Those CNN-descriptor models were more oriented to achieve discriminative features than to represent the image semantics.

Semantic descriptors and semantic correspondence

Liu *et al.* [32] proposed SIFT Flow method; that approach generated the start of the semantic flow family methods as a solution to the high degree of variation that includes the challenge of semantic correspondence [32], [33], [34]. Several of these methods combine their approaches with the extraction of hand-crafted features [7], [8]. Some works [15], [23], [24] use the robustness of CNN-models for training deep learning architectures and to address the problem of semantic correspondence. Kim *et al.* [15] tackled the problem of semantic correspondence by constructing FCSS semantic descriptor. In general, CNN descriptors and semantic descriptors are trained to learn their own semantic representations and use different deep learning architectures. Most of these feature description models do not use the discriminative power of the features extracted using the well-known CNN-classification models [11], [12], [13]. Moreover, none of these CNN-feature description approaches incorporates the Cognitive Sciences foundation to introduce *meaning* in the representations of image features.

TABLE 1
Two-dimensional conceptual map of prototypicality effects [25].

	<i>extensional</i>	<i>intensional</i>
<i>non-equality</i> (salience effect, core/periphery)	Difference of typicality and membership salience	Clustering into family resemblances
<i>non-discreteness</i> (demarcation problems, flexibly)	Fuzziness at the edges, membership uncertainty	Absence of necessary and sufficient definitions

Prototype Theory

The Prototype Theory [19], [20], [25], [26], [27], [28], [35], [36] analyzes the internal structure of categories and introduces the prototype-based concept of categorization. It proposes a categories representation as heterogeneous and not discrete, where the features and category members do not have the same relevance within the category. Rosch [19], [26] obtained evidence that human beings store first the *semantic meaning of category* based on the degrees of representativeness (*typicity*) of category members, and then its specificities.

The *category prototype* was formally defined as the clear central members of a category [19], [20], [25]. The attributes of these focal members are those that are structurally the most salient properties of the category, and conversely, a member occupies the focal position because it shows the most salient features of the category [20], [25]. Rosch [19], [26], [36] showed that human beings store the category knowledge as a semantic organization around the category prototype (*prototypicality organization*). Finally, object categorization is obtained based on the similarity of a new exemplar with the learned categories prototypes [26], [36].

Rosch [19], [26], [35], [36] showed that it was important to clearly distinguish between the various phenomena that may be associated with *prototypicality*. For Geeraerts [25] the concept of prototypicality is in itself a prototypically clustered one for four characteristics in which the concepts of *non-discreteness* and *non-equality* (either on the *intensional* or on the *extensional* level) play a major distinctive role. Four characteristics are frequently mentioned as typical of prototypicality in prototypical categories [19], [25], [26]: *i*) categories exhibit degrees of typicality; not every member is equally representative in the category (*extensional non-equality*); *ii*) categories are blurred at the edges (*extensional non-discreteness*); *iii*) categories are clustering into *family resemblance structure*; that is, the category semantic structure takes the form of a radial set of clustered and overlapping members (*intensional non-equality*); and *iv*) categories cannot be defined by means of a single set of criteria (necessary and sufficient) attributes (*intensional non-discreteness*). The prototypicality effects (See Table 1) surmise the importance of the distinction between central and peripheral meaning of the object categories [25].

3 COMPUTATIONAL PROTOTYPE MODEL

Rosch [19], [26] showed that humans learn the central semantic meaning of categories (the prototype) and include it in their cognitive processes. Based on these assumptions, our object semantic description approach based on prototypes follows the flow of conceptual processes presented in Figure 1 as hypothesis for simulating the human behavior in object features description. Note that our proposal requires as a *a priori knowledge* the prototypes representation of objects categories. But, how to represent the prototype of a specific category?

3.1 Semantic Representation

The category semantic structure (*i.e.*, *central/peripheral meaning*) are related with differences of typicality and membership salience of category members (*extensional non-equality*). The prototype can be understood as the “average” of the abstractions of all objects in the category [37]; it summarizes the most representative members (or features) of the category. The combination between the observed object features and features relevance for the category enables the grouping of objects into family resemblance (*intensional non-equality*). This approach justifies the object’s position within the semantic structure of the category and allows typical objects to be grouped into the semantic center of the category (*prototypical organization*).

Let O be an *universe of objects*; $C = \{c_1, c_2, \dots, c_n\}$ be the finite set of objects categories labels that partition O ; $O_{c_i} = \{o \in O : \text{category}(o) = c_i\}$ is the set of objects that share the same category $c_i \in C$, $\forall i = 1, \dots, n$; and $F = \{f_1, f_2, \dots, f_m\}$ be a finite set of distinguishing features of an object.

Definition 1. *Semantic prototype.* We call the *central meaning* of the category $c_i \in C$, *semantic prototype* of c_i -category, or simply *semantic prototype*, to the “average” and standard deviation of each features of all *typical objects* within the c_i -category, along with a “measure” of the relevance of those features. Formally, our semantic prototype is a 3-tuple $P_i = (M_i, \Sigma_i, \Omega_i)$ where $\forall i = 1, \dots, n; \forall j = 1, \dots, m$:

- i) $M_i = [\mu_{i1}, \mu_{i2}, \dots, \mu_{im}]$ is a nonempty m -dimensional vector, where μ_{ij} is the *mean* of j -th feature of features extracted for *only typical objects* of c_i -category;
- ii) $\Sigma_i = [\sigma_{i1}, \sigma_{i2}, \dots, \sigma_{im}]$ is a nonempty m -dimensional vector, where σ_{ij} is the standard deviation of j -th feature of features extracted for *only typical objects* of c_i -category;
- iii) $\Omega_i = [\omega_{i1}, \omega_{i2}, \dots, \omega_{im}]$ is a nonempty m -dimensional vector, where ω_{ij} is the relevance value of j -th feature for the category $c_i \in C$.

Definition 2. *Abstract prototype.* The abstract semantic center of the category $c_i \in C$, most prototypical element of c_i -category, ideal element of c_i -category, or simply the *abstract prototype* of c_i -category, is the m -dimensional vector $M_i \in P_i = (M_i, \Sigma_i, \Omega_i)$ composed by the expected value (average value) of each features extracted for *only typical objects* of c_i -category.

3.2 Semantic Distance

Our description approach (see processes 4 - 5 in Figure 1) needs a distance measure to compute the discrepancy between object features and the category typical features (semantic prototype). The distance metrics $L1$ and $L2$ could be good options if its did not assume that all object features have the same relevance.

The Prototype Theory expose that: *i*) each object features has a relative relevance in the category; and *ii*) the relevance (or salience) of each category member is in accordance with the number and type of features present in the object. That approach can establish a degree of prototypicality of a specific element within the category (*extensional non-equality*). Consequently, we generalize some measures of experimental psychology [27], [28], [38] to propose a *semantic distance metric* (or dissimilarity function) that measure the discrepancy between two objects (or between the object and the semantic prototype) based on the observed features.

Definition 3. *Prototypical distance.* Let $o \in O_{c_i}$ a representative object of category $c_i \in C$, F_o the features of object o and $P_i =$

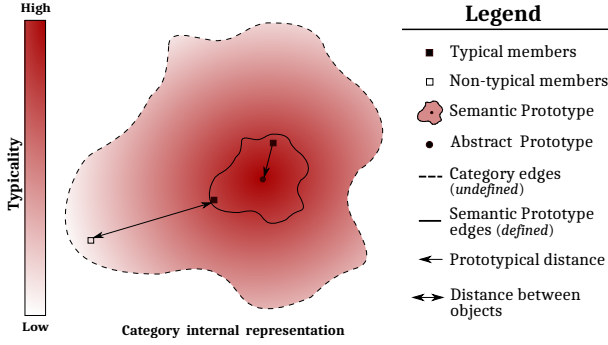


Fig. 2. *Category internal structure*. Figure shows the semantic representation of the category internal structure. Also it shows the principal definitions of our Computational Prototype Model.

$(M_i, \Sigma_i, \Omega_i, b_i)$ the semantic prototype of c_i -category. We defined as *prototypical distance* between o and P_i the semantic distance:

$$\delta(o, P_i) = \sum_{j=1}^m |\omega_{ij}| |f_j - \mu_{ij}|, \quad (1)$$

where $\omega_{ij} \in \Omega_i$, $\mu_{ij} \in M_i$, and $f_j \in F_o$; $\forall i = 1 \dots n$; $\forall j = 1 \dots m$. (Adapted from the semantic distance of the Multiplicative Prototype Model (MPM) [27], [28] and Generalized Context Model (GCM) [39]).

Definition 4. *Distance between objects*. Let $o_1, o_2 \in O_{c_i}$ be a representative objects of category $c_i \in C$; F_{o_1}, F_{o_2} the features of objects o_1, o_2 respectively. We define the *objects distance* between o_1 and o_2 as the semantic distance given by:

$$\delta(o_1, o_2) = \sum_{j=1}^m |\omega_{ij}| |f_j^1 - f_j^2|, \quad (2)$$

where $\omega_{ij} \in \Omega_i$, $f_j^1 \in F_{o_1}$ and $f_j^2 \in F_{o_2}$, $\forall i = 1 \dots n$; $\forall j = 1 \dots m$. (We introduce the learned weights of CNN-models in the *psychological distance between two stimuli* defined by Medin [38]).

Definition 5. *Feature metric space*. Let F_{c_i} be a nonempty set of all object features of category $c_i \in C$. Since the distance function $\delta : F_{c_i} \times F_{c_i} \rightarrow \mathbb{R}^+$ satisfies the axioms of *non-negativity*, *identity of indiscernible*, *symmetry* and *triangle inequality*; δ is a *metric* in the features domain F_{c_i} . Consequently, (F_{c_i}, δ) is a *metric space* or *feature metric space*.

Figure 2 shows the expected representation of the category internal structure based on our Computational Prototype Model (CPM) [*Semantic prototype* (Def. 1) + *Semantic distance* (Def. 3, 4)]. With our model, we try to respect some important concepts of the Prototype Theory: *i*) category prototype edges are defined with our vector $\Sigma_i \in P_i = (M_i, \Sigma_i, \Omega_i)$; *ii*) category edges are blurred (not sharp defined) because our semantic prototype is not defined with all category elements (only with typical elements); *iii*) objects representativeness (typicality) within the category is simulated with our prototypical distance.

3.3 Prototype Construction

Our *semantic prototype* representation can be easily computed by any model with the ability to extract object features of images (F_o) and to learn the unitary relevance value (ω_{ij}) of each j -th object

Algorithm 1 Prototype Construction

```

1: Input: CNN-model  $\Lambda$ , objects dataset  $O$ , category  $c_i$ 
2: Output: Category Prototype ( $P_i$ )
3:  $O_{c_i} \leftarrow \{o \in O : \text{category}(o) = c_i\}$ 
4:  $\text{features\_block} \leftarrow \{\}$ 
5: for  $o \in O_{c_i}$  do
6:   if  $o$  is typical then
7:      $F_o \leftarrow \Lambda.\text{features\_of}(o)$ 
8:      $\text{features\_block} \leftarrow \text{features\_block} \cup F_o$ 
9:  $\Omega_i, b_i \leftarrow \Lambda.\text{softmax\_weight\_learned\_of}(c_i)$ 
10:  $M_i, \Sigma_i \leftarrow \text{compute\_stats}(\text{features\_block})$ 
11: return  $(M_i, \Sigma_i, \Omega_i, b_i)$ 

```

feature in the i -th category. Another aspect that we have considered to compute our *semantic prototype* is the elements typicality within the category; consequently, we need objects dataset with the object typicality score annotation.

Moreover, our object description approach presented in Figure 1 attempt - following the human behavior - to use the same features extracted to classify and describe the object. First, we need to recognize the category to which the object belongs, and then, finding what are the object features that distinguish it from others within the category. But, how to model a global object description with similar behavior of the Figure 1 diagram?

To address these issues, we rely on the fact that CNNs provide outstanding performance in image semantic processing and classification tasks. We use CNN-classification models for features extraction, recognition and classification of the visual information received as input (processes 1 to 4 in Figure 1). CNN-models, analogous to the human memory [40], make associations that keep the knowledge in their connection structures. Our method downloads that knowledge of pre-trained CNN-models into a semantic structure (*semantic prototype*) which aims is to stand for the central semantic meaning of learned categories (See step 5 in Figure 1).

Definition 6. *Convolutional semantic prototype*. The *convolutional semantic prototype* of a category $c_i \in C$ is a 4-tuple $P_i = (M_i, \Sigma_i, \Omega_i, b_i)$, where M_i, Σ_i are computed using features of c_i -category extracted from the *fully convolutional layer* of pre-trained CNN-classification models; and Ω_i, b_i are the learned parameters (learned features relevance) of i -th category in the softmax layer. Next, we refer to the *convolutional semantic prototype* of the category as *semantic prototype*.

Algorithm 1 details how to compute the proposed semantic prototype for a specific category. Given a labeled object images dataset, for each object category in the dataset, we use Algorithm 1 to compute the correspond semantic prototype (off-line processing). The resulted *semantic prototypes dataset* is used as *prior knowledge* in our prototype-based description model (See Figure 1). Figure 3 shows the main steps and concepts of our prototype construction algorithm.

4 GLOBAL SEMANTIC DESCRIPTOR

Our semantic description approach based on prototypes describes an object using its *semantic meaning* (generalization) and *semantic distinctiveness* within the category (discrimination) (See Figure 1). In section above, we present a framework to encapsulate the central meaning (semantic prototype) of an object category. In

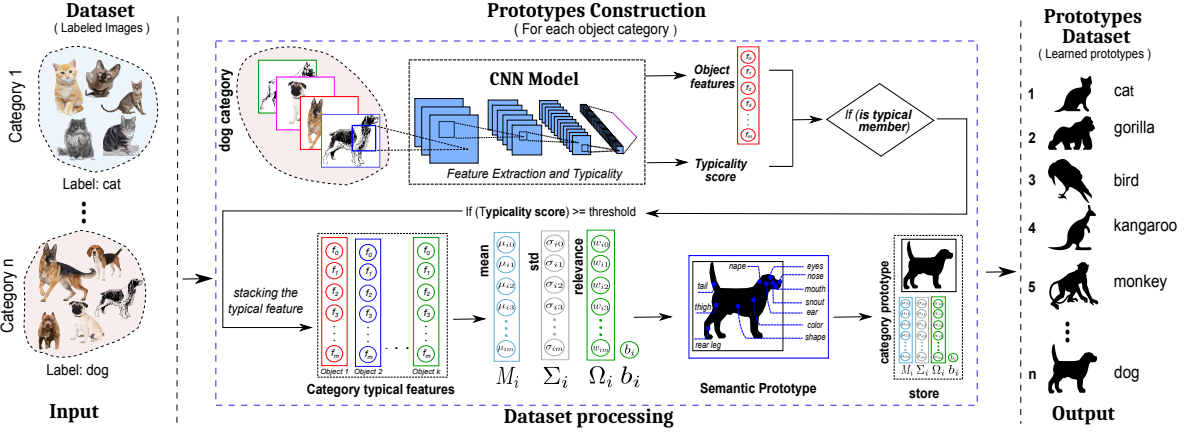


Fig. 3. Off-line construction of the semantic prototypes dataset. Given a labeled images dataset, for each objects category present in the dataset, we compute our semantic prototype representation using Algorithm 1.

this section we present how to introduce that semantic prototype representation to simulate the object semantic description workflow depicted in Figure 1.

4.1 Semantic Meaning

Some cognitive neuroscience researches have studied the effect of *semantic meaning* in object recognition task [2], [4], [41]. When an object has been previously associated with some kind of semantic meaning in the brain, people are more prone to correctly identify the object [2], [4]. Studies [2], [4], [41] have shown that semantic associations allow a much faster recognition of an object, even when the task of object recognition becomes increasingly difficult (varying points of view, occlusion) [41]. Therefore, the semantic associations based on the object semantic meaning allow for faster objects recognition.

Moreover, the fact that some CNN-model (e.g. ResNet [11]) outperform the human-reported performance (5.1% [42]) on large-scale visual object classification tasks, generated some cognitive studies [43], [44], [45], [46] to research the possible links between CNN-models and visual system in human brain. Cichy *et al.* [46] suggest that deep neural networks perform spatial arrangement representations like those performed by human. Khaligh-Razavi [45] concluded that the weighted combination of features in last completely connected layer of CNN-models can completely explain the inferior temporal cortex in human brain. We will base ourselves on these theoretical foundations to model our representation of *objects semantic meaning*.

Definition 7. Semantic value. Let be $F_o = \{f_1, f_2, \dots, f_m\}$ observed features of an object $o \in O$. The *semantic meaning* of object features F_o for category $c_i \in C$, *summary value* of features F_o , or simply *semantic value* of F_o in c_i -category is an abstract value: $z = \sum_m \omega_{ij} f_j + b_i$, where $\omega_{ij} \in \Omega_i$, $f_j \in F_o$. Consequently, the semantic value of ideal member of c_i -category, *central semantic meaning* of c_i -category or *summary value* of the semantic prototype $P_i = (M_i, \Sigma_i, \Omega_i, b_i)$ is the *semantic value* $\hat{z}_i = \sum_m \omega_{ij} \mu_j + b_i$, where $\omega_{ij} \in \Omega_i$, and $\mu_{ij} \in M_i$ are the *abstract prototype* features, $\forall i = 1, \dots, n; \forall j = 1, \dots, m$.

Note that our *object semantic value* is exactly the same value used to object categorization in softmax layer of CNN-classification models. Hence, our approach to object semantic description based on prototypes assumes as object *semantic meaning vector*, the semantic vector ($\vec{z} = \Omega_i \odot F_o + \bar{b}_i$) constructed

with the element-wise operations to compute the object *semantic value* (Definition 7). Our *semantic meaning* representation uses a bias vector ($\bar{b}_i = \sum_m \bar{b}_i$). With this approach it is enough a sum of each *semantic meaning vector* component to recover the *object semantic value* ($z = \sum_m \vec{z}$). Accordingly, our *semantic meaning vector* contains the same semantic definitions used to categorize the object within a specific category.

4.2 Semantic Difference

We stand for the *semantic distinctiveness* of an object for specific c_i -category, as the semantic discrepancy between object features and features of the most prototypical (ideal) element of c_i -category (abstract prototype of c_i -category). Since object features (F_o) and *abstract prototype* of c_i -category ($M_i \in P_i$) belong to same feature domain (features metric space), we used our *prototypical distance* as measure of the objects distinctiveness within the category.

Consequently, our approach assumes as object *semantic distinctiveness vector*, the *semantic difference vector* ($\vec{\delta} = \Omega_i \odot |F_o - M_i|$) constructed with the element-wise operations to compute the object *prototypical distance* (Definition 3). Our *semantic difference vector* is the weighted (Ω_i) *residual vector* ($\vec{r} = |F_o - M_i|$) composed with absolute values of the difference between each object feature and each feature of c_i -category abstract prototype.

Note that our *object semantic difference* (or our prototypical distance) can be understood as the sum of absolute difference between the *object semantic meaning vector* (\vec{z}) and the *central semantic meaning vector* (\vec{z}_i) of c_i -category. Thus, the Equation 1 is equivalent to the expression $\sum_{j=1}^m |\vec{z}_j - \vec{z}_{ij}| = \sum_{j=1}^m |\omega_{ij} f_j - \omega_{ij} \mu_{ij}| = \delta(o, P_i)$ when $\forall \omega_{ij} \in \Omega_i$, $\omega_{ij} \geq 0$ (we introduce this ω_{ij} constraint in the semantic distance of MPM model). Therefore, our *object semantic difference* representation has the advantage that a sum of vector elements is enough to retrieve the object *prototypical distance* ($\delta = \sum_m \vec{\delta}$).

Figure 4 shows an overview of our prototype-based description model. Our *Global Semantic Descriptor* model uses as requirement the *prior knowledge* (Figure 4c) of each category prototype (prototypes are precomputed off-line using Algorithm 1). After feature extraction and categorization processes (Figure 4b),

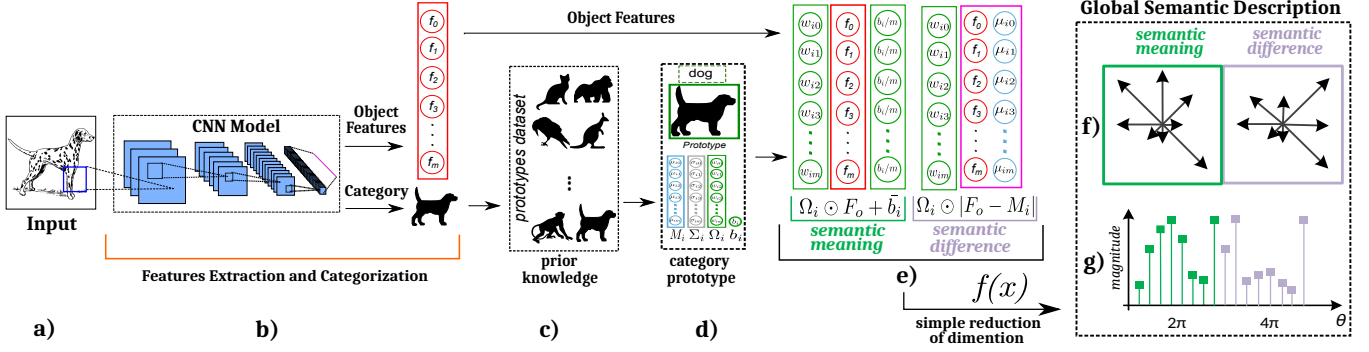


Fig. 4. Overview of our prototype-based description model. Set of steps to transform the visual information received as input into a Global Semantic Descriptor signature. a) input image; b) features extraction and classification using a CNN-classification model; c) prototypes dataset; d) category prototype selection; e) global semantic description of object using category prototype; f) graphic representation of our Global Semantic Descriptor signature resulting from the dimensionality reduction function ($f(x)$); and g) Global Semantic Descriptor signature.

Algorithm 2 Global Semantic Descriptor ψ

- 1: **Input:** Image of an Object o
 - 2: **Output:** Object semantic signature (ψ_o)
 - 3: **Data:** CNN-model Λ , *prototypes_dataset*
 - 4: $F_o, c_i \leftarrow \Lambda.features_and_prediction(o)$
 - 5: $M_i, \Sigma_i, \Omega_i, b_i \leftarrow prototypes_dataset(c_i)$
 - 6: $meaning \leftarrow f(F_o, \Omega_i, b_i, meaning)$
 - 7: $difference \leftarrow f(|F_o - M_i|, \Omega_i, b_i, distinctiveness)$
 - 8: **return** $meaning \oplus difference$
-

we use the corresponding category prototype for semantic description of object features. We show in Figure 4e) how to introduce the category prototype into the global semantic description of object's features. A drawback of our object semantic representation (Figure 4e) is having high dimensionality, since it is based on the *semantic meaning vector* (\vec{z}) and *semantic difference vector* ($\vec{\delta} = \Omega_i \odot \vec{r}$). The large dimensionality of our feature vectors makes its practical uses unfeasible in common computer vision tasks [15], [23]. Algorithm 2 and Figure 4 detail the main steps of our approach; note that steps follow the same work-flow of human description hypotheses depicted in Figure 1.

4.3 Dimensionality Reduction

Several dimensionality reduction algorithms such as PCA [47] and NMF [48] are based on discarding features that do not generate meaningful variation. Although these approaches work on some tasks, after applying these algorithms we lost the ability of data interpretation [47]. From the Prototypes Theory perspective, discarding features it is no suitable when applied to the semantic space, due to the absence of necessary and sufficient definitions to categorize an object (*intensional non-discreteness*). Sometimes discarding features may mean discarding elements of the category [25]. For instance, there may be some objects within the category that do not have some of category typical features (flying is a typical feature of bird category; however, penguin is a bird that does not fly).

We propose a simple transformation function $f(x)$ to compress our global semantic representation of the object's features (Figure 4d) in a low dimensional global semantic signature (Figure 4f). Our transformation function aims to reduce our semantic representation dimensionality while keeping the property of *easy retrieve the object semantic meaning and object semantic*

Algorithm 3 Dimensionality Reduction $f(x)$

- 1: **Input:** m -dimensional vector α , Ω_i , b_i , *type*
 - 2: **Output:** semantic signature
 - 3: **Parameter:** auxiliary matrix $\chi_{r \times r}$
 - 4: $\bar{b}_i \leftarrow \frac{b_i}{m}$ // m -dimensional vector \bar{b}_i ($b_i = \sum_m \bar{b}_i$)
 - 5: $\chi_{r \times r} \leftarrow shape(r, r)$ // setting auxiliary matrix dimension
 - 6: **Computing angles matrix:** $\Theta_{r \times r} = angles_from(\chi_{r \times r})$
 - 7: **Finding the optimal configuration** p, q where $p \equiv 0 \pmod{r}$, $q \equiv 0 \pmod{r}$ and $m = p \cdot q$
 - 8: $\alpha, \Omega_i, \bar{b}_i = reshape_to_matrix_{p \times q}(\alpha, \Omega_i, \bar{b}_i)$
 - 9: $signature \leftarrow []$
 - 10: **for** $j = 1, \dots, \frac{p}{r}; k = 1, \dots, \frac{q}{r}$ **do**
 - 11: **Mapping** $\chi_{r \times r}^{jk}$ in $\alpha, \Omega_i, \bar{b}_i$
 - 12: **Computing** \vec{z}_i^{jk} using *Hadamard product* \odot .
 - 13: $\vec{z}_i^{jk} = \begin{cases} \Omega_i^{jk} \odot \alpha^{jk} + \bar{b}_i^{jk}, & \text{if } type = meaning \\ |\Omega_i^{jk}| \odot \alpha^{jk}, & \text{otherwise} \end{cases}$
 - 14: $g^{jk} \leftarrow vectors(\Theta_{r \times r}, |\vec{z}_i^{jk}|, sign(\vec{z}_i^{jk}))$.
 - 15: $signature^{jk}(l) = \sum g^{jk}(\theta), \forall \theta \in \Theta_{r \times r} : \theta_l - 45 < \theta \leq \theta_l$ with $\theta_l = l \cdot \frac{\pi}{4}, \forall l = 1, \dots, 8$
 - 16: $signature \leftarrow signature \oplus signature^{jk}$
 - 17: **return** $signature$
-

difference from the final descriptor signature. Our final descriptor signature (ψ) is computed by concatenating the corresponding signatures of *semantic meaning vector* (\vec{z}) and *semantic difference vector* ($\vec{\delta}$) compressed with our $f(x)$ transformation (see Algorithm 2).

Figure 5 shows the main steps of our $f(x)$ transformation. We use a square auxiliary matrix ($\chi_{r \times r}$) as a parameter to control the descriptor signature dimensionality. The main steps can be summarized as: **1)** Resizing the input vectors in the best 2D dimensional configuration of matrices ($p \times q$) whose dimensions are multiples of r (auxiliary matrix dimension). **2-3)** Computing the angles matrix ($\Theta_{r \times r}$) with angles formed by the position of each feature with respect to auxiliary matrix $\chi_{r \times r}$ center; to achieve uniqueness the diagonal angles were evenly distributed between the magnitudes of angles α and β . **4) - 5)** Constructing *unitary semantic gradient* for each auxiliary matrix mapped within $p \times q$ matrices; each *semantic gradient* is constructed using the angle matrix ($\Theta_{r \times r}$), and *magnitude* and *sign* of semantic vectors computed using Definition 1 and 7. **6)** Reducing the

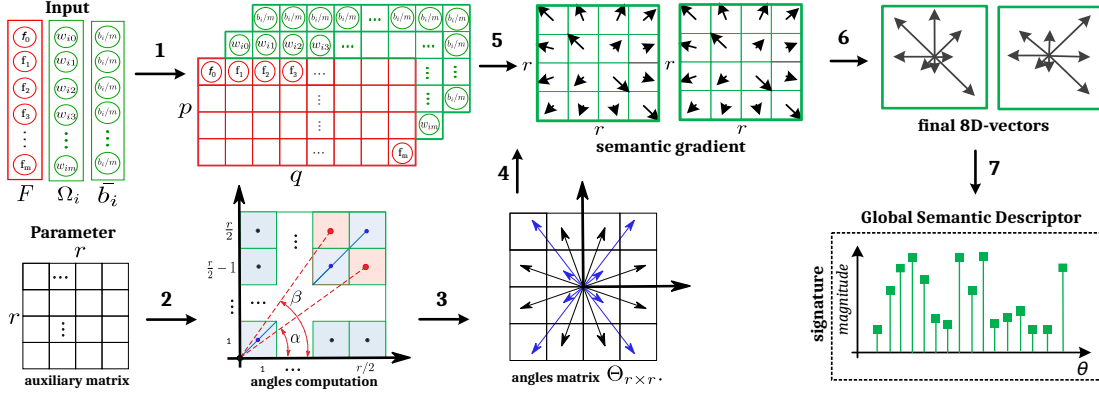


Fig. 5. *Dimensionality reduction function.* Figure shows our transformation $f(x)$ to convert the high dimensionality of our object semantic representation into corresponding semantic descriptor signature. The final signature is constructed by concatenating each 8d-vector computed from each unitary semantic gradient. We show the trivial case when the input m -dimensional vectors have 2 times auxiliary matrix dimension ($m = p \cdot q$ and $p = r$; $q = 2r$); consequently the output signature have 2 times (16D) the 8D-vector dimension.

semantic gradient to 8-vectors similarly to SIFT approach [7]; 7) Concatenating, for each $\chi_{r \times r}$ mapped, the corresponding unitary 8D-signatures resulted of flow 4-6. Algorithm 3 details all steps.

Hence, our final descriptor signature preserves the *object semantic meaning* (Property 1) and *object semantic difference* (Property 2) present in our first global semantic representation of object features (Figure 4e). Also, depending of the input vector, our descriptor can use $f(x)$ transformation to construct global semantic representations (signatures) with different meanings within the category (Property 3). That is, our descriptor can construct semantic representations (see Figure 4e) for: *i*) an object, *ii*) the ideal category member (abstract prototype), and to encapsulate the semantic prototype boundaries.

4.4 Descriptor Properties

Property 1. Semantic meaning preservation. The semantic descriptor signature preserves the *object semantic value*: $\sum_{k=0}^{|\psi|/2} \psi[k] = \hat{z}$.

Proof. To prove this, it suffices to follow backward through steps 6 and [10, 16] of Algorithm 2 and 3, respectively. $\sum_{k=0}^{|\psi|/2} \psi = \sum f(\alpha, \Omega_i, b_i, meaning) = \sum \sum_j \sum_k g^{jk} = \sum \Omega_i \odot \alpha + \bar{b}_i = \sum \bar{z} = \hat{z}$; $\alpha \in \{M_i, F_o\}$. \square

Property 2. Prototypical distance preservation. If $o \in O_{c_i}$ is a object of c_i -category, the object signature ψ_o preserves the object *prototypical distance*: $\sum_{k=|\psi_o|/2}^{|\psi_o|} \psi_o[k] = \delta(o, P_i)$.

Proof. Similar to the previous proof, but using distinctiveness vector. $\sum_{k=|\psi|/2}^{|\psi|} \psi = \sum f(|F_o - M_i|, \Omega_i, b_i, distinctiveness) = \sum \sum_j \sum_k g^{jk} = \sum |\Omega_i \odot |F_o - M_i|| = \sum \bar{\delta} = \delta(o, P_i)$. \square

Property 3. Structural polymorphism. Our Global Semantic Descriptor has the polymorphic property of describing, with the same structural representation, distinctly different semantic meanings within the c_i -category. Thus, our descriptor uses the category prototype $P_i = (M_i, \Sigma_i, \Omega_i, b_i)$ to construct different semantic signature taxonomies:

- i) an object $o \in O_{c_i}$, $\psi_o = \psi(F_o, |F_o - M_i|, \Omega_i, b_i)$;
- ii) *central semantic meaning* (abstract prototype) of c_i -category, $\psi_{P_i} = \psi(M_i, |M_i - M_i|, \Omega_i, b_i) = \psi(M_i, \bar{0}, \Omega_i, b_i)$;
- iii) *semantic meaning* of c_i -category. $\psi_i = \psi(M_i, \Sigma_i, \Omega_i, b_i)$.

5 EXPERIMENTAL EVALUATION

Experimental Setup

First, we performed experiments using benchmark image datasets with fixed-size, size-normalized and centered images like MNIST [49] and CIFAR [50]. Next, we performed experiments on ImageNet [42] as real images dataset. For each image datasets, we used a CNN-classification model for feature extraction and classification (See Figure 4b). Thus, we used a CNN-MNIST and CNN-CIFAR models based on LeNet [49] and Deep Belief Network [50] architectures for image classification in MNIST and CIFAR datasets, respectively. We conducted experiments in ImageNet dataset using VGG16 [12] and ResNet50 [11] models as background of our global semantic description model. Note that our *prototype-based descriptor model* depicted in Figure 4, is scalable and can easily be adapted to any other CNN-classification model.

Prototypes Dataset Construction

Our prototype-based descriptor model needs *prototypes dataset* as category *prior knowledge* to build semantic representations that stand for the object distinctiveness within the category (see Figure 4c). In the experiments, we computed prototypes datasets with CNN-MNIST, CNN-CIFAR, VGG16 and ResNet50 models in MNIST, CIFAR and ImageNet datasets, respectively.

For feature extraction, we assume as object features those extracted from the last dense layer (before the softmax layer) of the CNN-model. Notice that to properly build the proposed semantic prototype, our approach needs typical objects of categories, or any information about typicality score (or typicality degree) of objects belonging a specific category. However, none of image datasets used have this annotation. Lake *et al.* [51] showed that the output of last layer of CNN models can be used as a signal for how typical an input image looks like. Consequently, we used as *typicality score* of objects the strength of classification response to the category of interest. Specifically, we assume as typical members of a category those elements that are - unequivocally - classified as category members (*typicality score* > 0.99) by CNN models. Finally, for each category in datasets, we extracted features of typical members and computed the correspond *semantic prototype* (see Definition 1) using Algorithm 1.

5.1 The Semantics behind our Computational Prototype Model

Achieving the members prototypical behavior within the category is one of the motivations and theoretical basis of our approach. Nevertheless, there is no defined metric to quantify whether our representation correctly captures the category semantic meaning. This is a consequence of the fact that there is no defined metric to robustly evaluate the object typicality level within a category, this skill is still reserved only for human beings.

In this section we analyze the semantics captured by our Computational Prototype Model (*semantic prototype + prototypical distance*). Our CPM model pursue two main goals: *i)* tries to capture, with the semantic prototype, the central semantic meaning of a specific object category; *ii)* we want to simulate, in a comparable way to the human being, that visually typical elements of category are organized close (based on our prototypical distance metric) to the category prototype. Since we do not have annotated images with the object typicality score to robustly evaluate our representation, we will use other approach to analyze the semantics behind our CPM model.

5.1.1 Prototypical Organization

The experiments in this section aim to visualize the internal semantic structure of the category using the semantic meaning encapsulated by our CPM model for each category member. Based on the features extracted from object images, we analyze the object prototypical behavior observing where it is positioned within the category by our CPM model (using our *prototypical distance*). Visualizing the semantic position of each category member with respect to the abstract prototype of the category, constitutes a simple approach to see the internal semantic structure of the entire category. We need to corroborate that our CPM model can correctly interpret the object features and position it semantically within the category, keeping a *prototypical organization*.

Note that our CPM model uses m-dimensional object features from CNN-features domain. Accordingly, visualizing the category internal structure is infeasible in m-dimensional features space since most techniques of data visualization are based on features discarding. From perspective of Prototype Theory foundations, this approach can be problematic (*intensional non-discreteness*). For this reason, we used topology techniques to make object interpretation based on all observed features. We constructed a map for showing that our approach can simulate the prototypical organization of members within the category.

Let (F_{c_i}, δ) and (\mathbb{R}^2, L_1) be *metric spaces* (see Definition 5), and ρ a function that maps object features to (\mathbb{R}^2, l_1) metric space using its *semantic value* and its *prototypical distance*. That is, $\rho : F_{c_i} \rightarrow \mathbb{R}^2 \mid \rho(o \in O_{c_i}) = \rho(F_o) = p(z_o, \delta(o, P_i))$, where F_o are the object features, z_o is the *object semantic value*, $\delta(o, P_i)$ is the *object prototypical distance*; the point $p(x, y) \in \mathbb{R}^2$ and L_1 is L1-norm condition.

Let be the objects $o_1, o_2 \in O_{c_i}$, and $p_1 = \rho(o_1)$, $p_2 = \rho(o_2)$ be the correspond mapped point in (\mathbb{R}^2, L_1) metric space. Then, the Sum of Absolute Difference (SAD) between p_1 and p_2 is $L_1(p_1, p_2) = L_1(\rho(o_1), \rho(o_2)) = |z_1 - z_2| + |\delta_1 - \delta_2|$; using the Definitions 3, 4 and 7 we end up with the expression: $\delta(o_1, o_2) \leq L_1(p_1, p_2) \leq 2\delta(o_1, o_2)$. Consequently, for every $F_{o_1}, F_{o_2} \in F_{c_i}$ and $\varepsilon > 0$ exists a $\varphi = \frac{\varepsilon+1}{2} > 0$ such that: $\delta(o_1, o_2) < \varphi \Rightarrow L_1(\rho(o_1), \rho(o_2)) < \varepsilon$, that is, ρ is *continuous*. This means that every element of $\rho(o_1)$ neighborhood

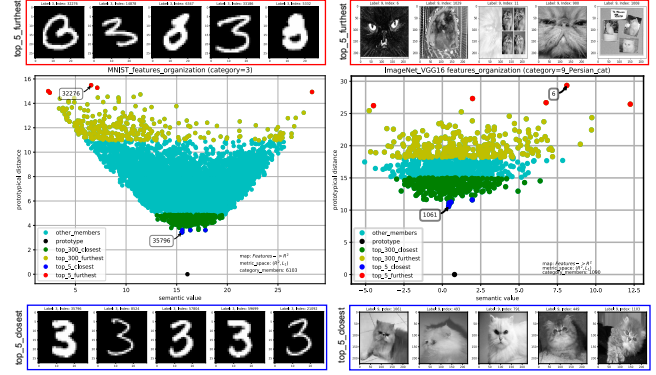


Fig. 6. *Prototypical organization within categories*. Figure shows the internal structure of categories 3 and 9 of MNIST and ImageNet datasets for features extracted using CNN-MNIST and VGG16 models, respectively. In bottom and top, from left to right, the five elements closest (in blue) and furthest (in red) to the semantic prototype of each category; index of the first element is annotated (inside the black box).

in (\mathbb{R}^2, L_1) metric space, also belongs into o_1 neighborhood in (F_{c_i}, δ) metric space (if $\rho(o_1) = p_1, \forall p \in \{\text{neighborhood of } p_1\}$ $\rho^-(p) \in \{\text{neighborhood of } o_1\}$). Consequently, the observed behavior of c_i -category internal structure – in term of distance metrics– in (\mathbb{R}^2, L_1) metric space is equivalent to the behavior in feature metric space (F_{c_i}, δ) .

Figure 6 presents examples of the semantic meaning captured by our CPM model for members of *number three* and *Persian cat* categories of MNIST and ImageNet datasets, respectively. Notice that our proposal –using our prototypical distance in CNN-feature domain– finds as *typical* elements of *number three* (top-5 closest) the handwritten digits with features that are, undoubtedly, distinctive of c_3 -category. Our CPM model also can find the peripheral meaning of the category. Members with less representative features of *number three* and *Persian cat* categories, or little readable, are placed in the periphery (top-5 farthest), away from the central meaning, but keeping the features of the category (it still belongs to the category). For instance, as a human being, our CPM model can find, that top-5 farthest members of *number three* category can be a 3, but not a typical 3.

Also, Figure 6 shows examples of the internal semantic structure of images categories mapped using ρ . Note how Top5 closest members (based on prototypical distance) are mapped (*in blue*) and positioned near (based on L1 distance) to the abstract prototype mapped (*in black*). That is, Top5 most visually representative members of each category in (F_{c_i}, δ) metric space are the same Top5 most representative (closest to mapped prototype) in (\mathbb{R}^2, L_1) metric space. Likewise, Top5 fewer representative members (*in red*) continue to be positioned in the peripheries, far away from our abstract prototype of the category (our central semantic meaning representation). The experiments show a prototypical organization of mapped members within the category in (\mathbb{R}^2, l_1) metric space. Consequently, based on ρ properties, a similar grouping of objects based on family resemblance is preserved in CNN-features metric space.

5.1.2 Typicality Capture

In this section, we analyze the relationship between *semantic value* and *prototypical distance* variables. Also, we observe how can influence its variations in the object visual information (typicality). The experiments in MNIST, CIFAR and ImageNet datasets with

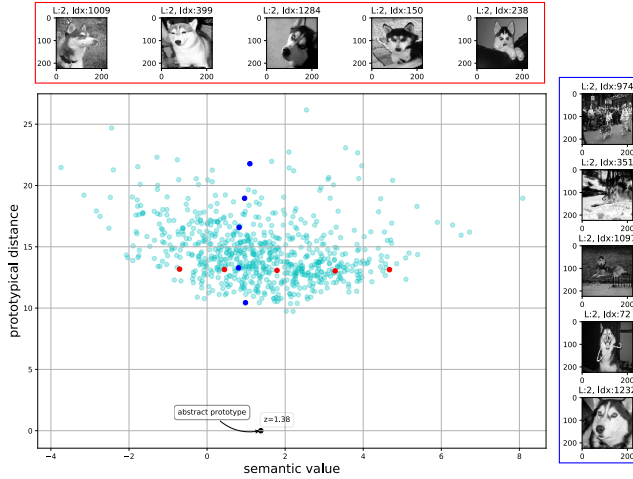


Fig. 7. *Typicality analysis*. Objects images with same prototypical distance (in red) look visually similar; and category members with different prototypical distance (in blue) are visually different. Also, we observe that image visual typicality decreases as prototypical distance increases.

each correspond models show that there is a small strength of a linear association between those two variables (Pearson coefficient values between -0.3 and 0.3), but it does not conclude that we can generalize a behavioral pattern between the *object semantic value* and *prototypical distance*.

Lake *et al.* [51] showed that the *semantic value* can be used as a signal for how typical an input image looks like. In contrast to Lake *et al.* results, our experiments with VGG16 and ResNet50 models in ImageNet dataset showed that using the *semantic value* as object typicality score can be problematic, because objects with same semantic value does not imply same visual typicality of images. Figure 6 shows an example of that phenomenon, in *Persian cat* category, the 5th element of top5 closest to category prototype has a semantic value like 2nd position of top5 furthest (*semantic value* \approx 2), but they are visually different. That is, the *semantic value* could be a necessary condition to image typicality representation, but it is not enough. On the other hand, note how our *prototypical distance* can capture the visual typicality difference between those two objects images.

We also observe what is the image visual information behavior when one of those semantic variables change. Figure 7 shows an example of this experiment. Note how for a fixed *prototypical distance* ($\delta(o, P_i) \approx 13$), the semantic value variation (*in red*) does not generate significant changes in image visual typicality. In contrast, for a fixed semantic value ($z_o \approx 1$), the prototypical distance variation (*in blue*) generates typicality ordered changes in the image visual information.

Based on our experiments results, we assume that our semantic prototype representation correctly captures the central semantic meaning of categories. Even with different models and datasets, our CPM model organizes the internal category structure following a prototypical organization. Besides, we showed that our *prototypical distance* has influence on elements arrangement around the category semantic prototype. Since our prototypical distance is a metric in CNN-feature domain, our semantic distance can be used as objects typicality score within the category (*typicality score* (o) = $1/\delta(o, P_i)$).

5.2 GSDP Descriptor

5.2.1 Semantic Information Analysis

The experiments in CNN-features domain show that *object semantic value* and *prototypical distance* organize prototypically all category members in a specific (and unique) position within the category semantic structure. The key idea behind our Global Semantic Descriptor based on Prototypes (GSDP) is to encapsulate, in a vector representation, the same semantic interpretation –of object features– captured by our CPM model. In this section, we show that our GSDP descriptor encodes and preserves the semantic information contained in the object features (semantic value and prototypical distance). We show how retrieving from descriptor signatures those semantic information and reconstructing the prototypical organization of category achieved in CNN-features domain.

Let be (ψ_{c_i}, L_1) the metric space of objects descriptor signatures. Descriptor properties 1 and 2 allow to easily recover the object semantic value and prototypical distance from descriptor signatures. Property 3 enables to build descriptor signatures for abstract prototypes of categories. Similarly to ρ map, we can show that map $\gamma : (\psi_{c_i}, L_1) \rightarrow (\mathbb{R}^2, L_1) \mid \gamma(\psi_o \in \psi_{c_i}) = p(\sum_0^{|\psi|/2} \psi_o, \sum_{|\psi|/2} \psi_o) = p(z_o, \delta(o, P_i))$ is *continuous*. Consequently, the behavior in (\mathbb{R}^2, L_1) metric space is equivalent to the behavior in feature metric space (F_{c_i}, δ) and descriptor signatures metric space (ψ_{c_i}, L_1) .

With our approach, the internal prototypical organization of category achieved in descriptor signature domain with γ map is identical to the prototypical organization in features domain with ρ map (*e.g.* Figure 6). This means that our descriptor signature preserves, in its taxonomy, the same semantic information used by our CPM model to interpret the object CNN-features (*semantic value, prototypical distance*).

5.2.2 Signature Taxonomies

By definition, our descriptor uses the category semantic prototype as generator of the semantic distinctiveness of category members. Elements with equal *semantic meanings* and that share the same *semantic differences* with the abstract prototype, will have similar signatures. That is, the *abstract prototype* can be understood as the DNA chain that stands for the typical features of category members. Consequently, the *abstract prototype signature* can be understood as the number distribution (or DNA chain) that stands for the category members signatures.

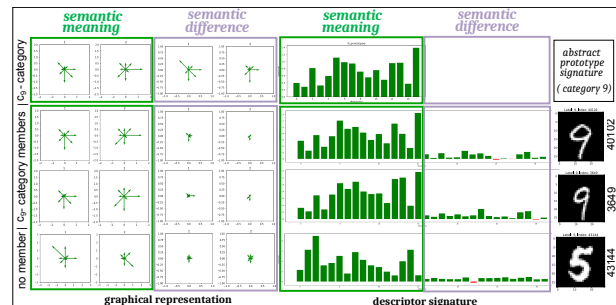


Fig. 8. *Semantic signature taxonomies*. Figure show an example of semantic signatures constructed with our descriptor for c_9 -category in MNIST dataset. We show the abstract prototype signature, descriptor signatures examples of two c_9 -category members and a member that does not belong to c_9 -category.




Fig. 9. *t*-SNE visualization in ImageNet datasets. The top and bottom rows corresponds with *t*-SNE visualizations of features constructed using VGG16 and ResNet50 models, respectively. The feature length was placed in the corresponding caption.

Figure 8 shows an example of the signatures taxonomies constructed with our GSDP descriptor using CNN-MNIST model (signatures size = 32). We showed the structural polymorphism property of our descriptor (Property 3) to construct signatures for the *central semantic meaning* (abstract prototype) and category members. Category members will have a *semantic meaning* signatures with similar representation of category abstract prototype signature. Notice that very typical elements, will have descriptor signatures similar to the abstract prototype signature; and elements that do not belong to the category will have a very different signature.

Our GSDP descriptor attempts to build – using the semantic prototype – a specific signature distribution for each objects category. Figure 6 shows that elements can grouped, based on the meaning captured by our CPM model, by their family resemblance within the category. But this does not mean that in *m*-dimensional features space there are no elements of other category in the neighborhood of a specific elements. Since *t*-SNE [52] algorithm can preserve local structure, we used *t*-SNE to analyze the element neighborhood in *m*-dimensional space. This means, that points which are close to one another in high-dimensional data set will tend to be close to one another in the *t*-SNE low-dimensional map.

Figure 11 shows the *t*-SNE visualization for the first 10 categories of ImageNet datasets using Euclidean distance as similarity measure and 50 as perplexity value. Note how our GSDP representations are compactly grouped and with greater separation between categories than those clustering built with features of VGG16 and ResNet50 models (and its correspond PCA-reduced versions). Therefore, we can assume that our descriptor constructs object representations with the ability of maximize inter-class elements differences and minimize the intra-class differences.

5.2.3 Performance Evaluation

Clustering

Yang *et al.* [53] showed that when the features representations achieve good metrics in clustering tasks, it can generalize well when transferred to other tasks. Based on these assumptions, we evaluate our semantic encoding for verifying its usefulness and suitability in image clustering tasks. We evaluate our GSDP descriptor (version based in VGG16 and ResNet50 classification models) in clustering tasks in ImageNet dataset. We comparing our representation performance against the following image global description: GIST [54], LBP [55], HOG [56], Color64 [57], Color_Hist [58], Hu_H_CH [58], [59], [60], VGG16, ResNet50 and features with reduced dimensionality using PCA [47].

TABLE 2

K-Means cluster metrics for each evaluated descriptor. Screenshot of K-Means measures for first 20 ImageNet categories (20 clusters). We show Homogeneity (H), Completeness (C), V-measure (V), Adjusted Rand Index (ARI) and Adjusted Mutual Information (AMI) measures.

Descriptor	Size	Time (ms)	Metrics Scores				
			H	C	V	ARI	AMI
GIST	960	1210	0.05	0.05	0.05	0.01	0.05
LBP	512	1380	0.02	0.03	0.03	0.01	0.02
HOG	1960	25	0.04	0.04	0.04	0.01	0.03
Color64	64	125	0.12	0.12	0.12	0.04	0.11
Color_Hist	512	38	0.08	0.08	0.08	0.03	0.07
Hu_H_CH	532	145	0.04	0.04	0.04	0.01	0.02
VGG16	4096	64	0.87	0.88	0.88	0.78	0.87
VGG_PCA_256	256	80	0.89	0.90	0.89	0.82	0.89
GSDP_VGG_256	256	78	0.97	0.99	0.98	0.93	0.97
VGG_PCA_1024	1024	80	0.89	0.89	0.89	0.81	0.89
GSDP_VGG_1024	1024	86	0.94	0.98	0.96	0.84	0.94
ResNet50	2048	94	0.88	0.90	0.89	0.78	0.88
RNet_PCA_128	128	80	0.88	0.88	0.88	0.81	0.88
GSDP_RNet_128	128	104	0.97	0.98	0.98	0.93	0.97
RNet_PCA_512	512	80	0.89	0.90	0.90	0.82	0.89
GSDP_RNet_512	512	110	0.91	0.97	0.94	0.73	0.91

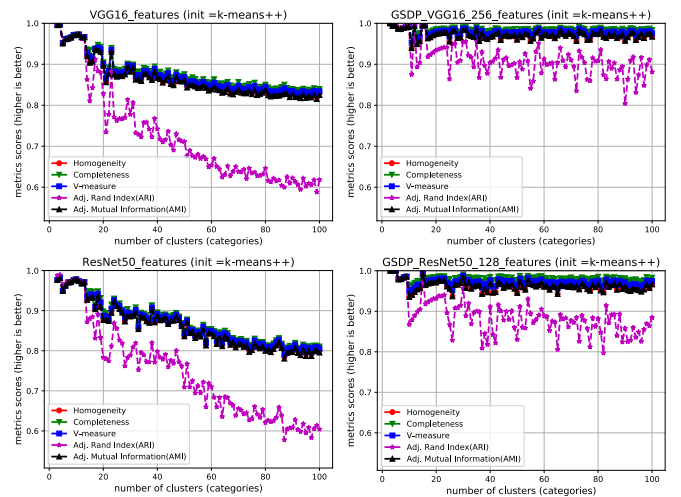


Fig. 10. History of K-Means metrics reached by each representation in first 100 categories (98 K-Means iterations) of ImageNet dataset. We comparing the performance of VGG16 and ResNet50 features *versus* our GSDP descriptor signature in clustering task.

We used K-Means algorithm for clustering 50,000 images of first 100 categories of ImageNet (500×category). The experiment was conducted incrementally, starting with 3 cluster (for 3 category) and incrementing a category for each iteration. Table 2 shows a screenshot of K-Means-metrics achieved by each descriptor for first 20 categories; also it shows the features dimension and extraction time per image (in milliseconds). Note that our GSDP descriptor keeps the semantic information of VGG16 and ResNet50 features (see Figure 6) with a more discriminatory representation and even lower feature dimension.

Figure 10 shows the K-Means metrics history for VGG16 and ResNet50 features against its correspond GSDP signatures. We show the K-Means metrics behavior when the number of clusters increases (until 100 categories) in each K-Means algorithm execution. The results show that our descriptor encoding significantly outperforms the others image global encodings in terms of cluster metrics.

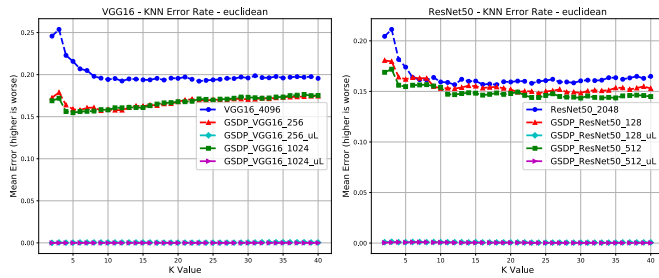


Fig. 11. KNN error rate reached by each representation in first 100 categories of ImageNet. We variate the K-value of KNN algorithm to comparing the performance of VGG16 and ResNet50 features *versus* our GSDP descriptor signature in image classification task.

Classification

Our GSDP descriptor constructs objects representations based on object category predictions made by the CNN model used as background (see Figure 4b and Algorithm 2 line 4). Consequently, a prediction error generates that our descriptor constructs an object semantic representation using a wrong semantic prototype. In this experiment we considered two scenarios: *i*) making object descriptions based on background model prediction; *ii*) making object descriptions using, as model predictions, the label of object category (prediction of an ideal classification model with 100% accuracy).

Figure 11 shows an example of KNN algorithm behavior for VGG16 and ResNet50 representation against correspond GSDP signatures constructed in those two scenarios. In the experiment we used the same ImageNet images sample and distance metric used for clustering task evaluation. Also, we variate the k-value to show that our GSDP encoding significantly outperforms VGG16 and ResNet50 encodings in KNN classification task. The experiments showed that GSDP representation using ResNet50 model reached better performance than those constructed using VGG16 model. In addition, we observe that GSDP representations constructed using category labels (`_ul` in Figure 11) are highly discriminative (mean error close to 0). Consequently, we can conclude that our semantic encoding of object substantially improves its performance in classification task as the accuracy of CNN-classification model increases.

6 CONCLUSION

We introduce and evaluate two models based on Prototype Theory foundations: *i*) a Computational Prototype Model (CPM) and *ii*) a Prototype-based Description Model. Our CPM model can capture the object visual typicality and the central and peripheral meaning of objects categories. Our novel Global Semantic Descriptor based on Prototypes (GSDP)¹ does not need to be trained and it is easily adaptable to be used with any CNN-classification model. As shown in the experiments in ImageNet dataset with VGG16 and ResNet50 models, our semantic descriptor is discriminative, small dimensioned, and encodes the semantic information of category members. We further showed that our GSDP object representation preserves in its taxonomy the object semantic meaning and the object typicality score. Our Prototype-based Description Model proposes a starting point to introduce the theoretical foundation

1. All source code and prototype datasets used are publicly available in our lab's github: <https://github.com/verlab/gsdp>

related to *the representation of semantic meaning and the learning of visual concepts* of the Prototype Theory in the CNN-Descriptors family.

ACKNOWLEDGMENTS

This research was supported by funding from the Brazilian agencies CAPES, CNPq, and FAPEMIG.

REFERENCES

- [1] R. C. Atkinson and R. M. Shiffrin, "Human memory: A proposed system and its control processes," *Psychology of learning and motivation*, vol. 2, pp. 89–195, 1968.
- [2] E. Tulving, "Coding and representation: searching for a home in the brain," *Science of Memory: Concepts*, pp. 65–68, 2007.
- [3] K. McRae and M. Jones, "Semantic memory," *The Oxford handbook of Cognitive Psychology*, vol. 206, 2013.
- [4] A. Martin, "The representation of object concepts in the brain," *Annual Review of Psychology*, vol. 58, pp. 25–45, 2007.
- [5] S. L. Thompson-Schill, "Neuroimaging studies of semantic memory: inferring how from where," *Neuropsychologia*, vol. 41, no. 3, pp. 280–292, 2003.
- [6] H. Bay, A. Ess, T. Tuytelaars, and L. Van Gool, "Speeded-up robust features (surf)," *Computer Vision and Image Understanding (CVIU)*, vol. 110, no. 3, pp. 346–359, 2008.
- [7] D. G. Lowe, "Distinctive image features from scale-invariant keypoints," *International Journal of Computer Vision (IJCV)*, vol. 60, no. 2, pp. 91–110, 2004.
- [8] E. Tola, V. Lepetit, and P. Fua, "A fast local descriptor for dense matching," in *Proceedings of the IEEE Conference on Computer Vision and Pattern Recognition (CVPR)*. IEEE, 2008, pp. 1–8.
- [9] K. Simonyan, A. Vedaldi, and A. Zisserman, "Learning local feature descriptors using convex optimisation," *IEEE Transactions on Pattern Analysis and Machine Intelligence (TPAMI)*, vol. 36, no. 8, pp. 1573–1585, 2014.
- [10] C. Strecha, A. Bronstein, M. Bronstein, and P. Fua, "Ldhash: Improved matching with smaller descriptors," *IEEE Transactions on Pattern Analysis and Machine Intelligence (TPAMI)*, vol. 34, no. 1, pp. 66–78, 2012.
- [11] K. He, X. Zhang, S. Ren, and J. Sun, "Deep residual learning for image recognition," in *Proceedings of the IEEE Conference on Computer Vision and Pattern Recognition (CVPR)*, 2016, pp. 770–778.
- [12] K. Simonyan and A. Zisserman, "Very deep convolutional networks for large-scale image recognition," *arXiv preprint arXiv:1409.1556*, 2014.
- [13] C. Szegedy, S. Ioffe, V. Vanhoucke, and A. A. Alemi, "Inception-v4, inception-resnet and the impact of residual connections on learning," in *AAAI*, 2017, pp. 4278–4284.
- [14] X. Han, T. Leung, Y. Jia, R. Sukthankar, and A. C. Berg, "Matchnet: Unifying feature and metric learning for patch-based matching," in *Proceedings of the IEEE Conference on Computer Vision and Pattern Recognition (CVPR)*, 2015, pp. 3279–3286.
- [15] S. Kim, D. Min, B. Ham, S. Lin, and K. Sohn, "Fcsc: Fully convolutional self-similarity for dense semantic correspondence," *IEEE Transactions on Pattern Analysis and Machine Intelligence (TPAMI)*, 2018.
- [16] E. Simo-Serra, E. Trulls, L. Ferraz, I. Kokkinos, P. Fua, and F. Moreno-Noguer, "Discriminative learning of deep convolutional feature point descriptors," in *Proceedings of the IEEE International Conference on Computer Vision (ICCV)*, 2015, pp. 118–126.
- [17] S. Zagoruyko and N. Komodakis, "Learning to compare image patches via convolutional neural networks," in *Proceedings of the IEEE Conference on Computer Vision and Pattern Recognition (CVPR)*, 2015, pp. 4353–4361.
- [18] V. Fromkin, R. Rodman, and N. Hyams, *An introduction to language*. Cengage Learning, 2018.
- [19] E. Rosch, "Cognitive representations of semantic categories," *Journal of Experimental Psychology: General*, vol. 104, no. 3, p. 192, 1975.
- [20] E. Rosch and C. B. Mervis, "Family resemblances: Studies in the internal structure of categories," *Cognitive psychology*, vol. 7, no. 4, pp. 573–605, 1975.
- [21] Y. Guo, Y. Liu, A. Oerlemans, S. Lao, S. Wu, and M. S. Lew, "Deep learning for visual understanding: A review," *Neurocomputing*, vol. 187, pp. 27–48, 2016.
- [22] K. Lin, J. Lu, C.-S. Chen, and J. Zhou, "Learning compact binary descriptors with unsupervised deep neural networks," in *Proceedings of the IEEE Conference on Computer Vision and Pattern Recognition (CVPR)*, 2016, pp. 1183–1192.

- [23] K. Han, R. S. Rezende, B. Ham, K.-Y. K. Wong, M. Cho, C. Schmid, and J. Ponce, "Scnet: Learning semantic correspondence," in *Proceedings of the IEEE Conference on Computer Vision and Pattern Recognition (CVPR)*, 2017, pp. 1831–1840.
- [24] I. Rocco, R. Arandjelović, and J. Sivic, "End-to-end weakly-supervised semantic alignment," in *Proceedings of the IEEE Conference on Computer Vision and Pattern Recognition (CVPR)*, 2018.
- [25] D. Geeraerts, *Theories of lexical semantics*. Oxford University Press, 2010.
- [26] E. Rosch, "Principles of categorization," *Foundations of Cognitive Psychology: Core Readings*, p. 251, 2002.
- [27] J. P. Minda and J. D. Smith, "Comparing prototype-based and exemplar-based accounts of category learning and attentional allocation," *Journal of Experimental Psychology: Learning, Memory, and Cognition*, vol. 28, no. 2, p. 275, 2002.
- [28] S. R. Zaki, R. M. Nosofsky, R. D. Stanton, and A. L. Cohen, "Prototype and exemplar accounts of category learning and attentional allocation: A reassessment," *Journal of Experimental Psychology: Learning, Memory and Cognition*, vol. 29, no. 6, pp. 1160–1173, 2003.
- [29] J. Donahue, Y. Jia, O. Vinyals, J. Hoffman, N. Zhang, E. Tzeng, and T. Darrell, "Decaf: A deep convolutional activation feature for generic visual recognition," in *Proceedings of the International Conference on Machine Learning (ICML)*, 2014, pp. 647–655.
- [30] J. L. Long, N. Zhang, and T. Darrell, "Do convnets learn correspondence?" in *Advances in Neural Information Processing Systems (NIPS)*, 2014, pp. 1601–1609.
- [31] K. M. Yi, E. Trulls, V. Lepetit, and P. Fua, "Lift: Learned invariant feature transform," in *Proceedings of the of the European Conference on Computer Vision (ECCV)*. Springer, 2016, pp. 467–483.
- [32] C. Liu, J. Yuen, and A. Torralba, "Sift flow: Dense correspondence across scenes and its applications," *IEEE Transactions on Pattern Analysis and Machine Intelligence (TPAMI)*, vol. 33, no. 5, pp. 978–994, 2011.
- [33] H. Bristow, J. Valmadre, and S. Lucey, "Dense semantic correspondence where every pixel is a classifier," in *Proceedings of the IEEE International Conference on Computer Vision (ICCV)*, 2015, pp. 4024–4031.
- [34] H. Yang, W.-Y. Lin, and J. Lu, "Daisy filter flow: A generalized discrete approach to dense correspondences," in *Proceedings of the IEEE Conference on Computer Vision and Pattern Recognition (CVPR)*, 2014, pp. 3406–3413.
- [35] E. Rosch and B. B. Lloyd, *Cognition and categorization*. Lawrence Erlbaum Associates Hillsdale, NJ, 1978, vol. 1.
- [36] E. Rosch, "Coherences and categorization: A historical view," *The development of language and language researchers: Essays in honor of Roger Brown*, pp. 373–392, 1988.
- [37] R. J. Sternberg and K. Sternberg, *Cognitive psychology*. Nelson Education, 2016.
- [38] D. L. Medin and M. M. Schaffer, "Context theory of classification learning," *Psychological review*, vol. 85, no. 3, p. 207, 1978.
- [39] W. Estes, "Memory storage and retrieval processes in category learning," *Journal of Experimental Psychology: General*, vol. 115, no. 2, p. 155, 1986.
- [40] J. M. Fuster, "Network memory," *Trends in Neurosciences*, vol. 20, no. 10, pp. 451–459, 1997.
- [41] J. A. Collins and K. M. Curby, "Conceptual knowledge attenuates viewpoint dependency in visual object recognition," *Visual Cognition*, vol. 21, no. 8, pp. 945–960, 2013.
- [42] O. Russakovsky, J. Deng, H. Su, J. Krause, S. Satheesh, S. Ma, Z. Huang, A. Karpathy, A. Khosla, M. Bernstein, A. C. Berg, and L. Fei-Fei, "ImageNet Large Scale Visual Recognition Challenge," *International Journal of Computer Vision (IJCV)*, vol. 115, no. 3, pp. 211–252, 2015.
- [43] D. L. Yamins, H. Hong, C. F. Cadieu, E. A. Solomon, D. Seibert, and J. J. DiCarlo, "Performance-optimized hierarchical models predict neural responses in higher visual cortex," *Proceedings of the National Academy of Sciences*, vol. 111, no. 23, pp. 8619–8624, 2014.
- [44] C. F. Cadieu, H. Hong, D. L. Yamins, N. Pinto, D. Ardila, E. A. Solomon, N. J. Majaj, and J. J. DiCarlo, "Deep neural networks rival the representation of primate it cortex for core visual object recognition," *PLoS computational biology*, vol. 10, no. 12, p. e1003963, 2014.
- [45] S.-M. Khaligh-Razavi and N. Kriegeskorte, "Deep supervised, but not unsupervised, models may explain it cortical representation," *PLoS computational biology*, vol. 10, no. 11, p. e1003915, 2014.
- [46] R. M. Cichy, A. Khosla, D. Pantazis, and A. Oliva, "Dynamics of scene representations in the human brain revealed by magnetoencephalography and deep neural networks," *NeuroImage*, vol. 153, pp. 346–358, 2017.
- [47] H. Abdi and L. J. Williams, "Principal component analysis," *Wiley interdisciplinary reviews: computational statistics*, vol. 2, no. 4, pp. 433–459, 2010.
- [48] D. D. Lee and H. S. Seung, "Algorithms for non-negative matrix factorization," in *Advances in Neural Information Processing Systems (NIPS)*, 2001, pp. 556–562.
- [49] Y. Lecun, L. Bottou, Y. Bengio, and P. Haffner, "Gradient-based learning applied to document recognition," *Proceedings of the IEEE*, vol. 86, no. 11, pp. 2278–2324, Nov 1998.
- [50] A. Krizhevsky and G. Hinton, "Convolutional deep belief networks on cifar-10," *Unpublished manuscript*, vol. 40, 2010.
- [51] B. M. Lake, W. Zaremba, R. Fergus, and T. M. Gureckis, "Deep neural networks predict category typicality ratings for images," in *CogSci*, 2015.
- [52] L. v. d. Maaten and G. Hinton, "Visualizing data using t-sne," *Journal of machine learning research*, vol. 9, no. Nov, pp. 2579–2605, 2008.
- [53] J. Yang, D. Parikh, and D. Batra, "Joint unsupervised learning of deep representations and image clusters," in *Proceedings of the IEEE Conference on Computer Vision and Pattern Recognition (CVPR)*, 2016, pp. 5147–5156.
- [54] A. Oliva and A. Torralba, "Modeling the shape of the scene: A holistic representation of the spatial envelope," *International Journal of Computer Vision (IJCV)*, vol. 42, no. 3, pp. 145–175, 2001.
- [55] T. Ojala, M. Pietikainen, and T. Maenpaa, "Multiresolution gray-scale and rotation invariant texture classification with local binary patterns," *IEEE Transactions on Pattern Analysis and Machine Intelligence (TPAMI)*, vol. 24, no. 7, pp. 971–987, 2002.
- [56] N. Dalal and B. Triggs, "Histograms of oriented gradients for human detection," in *Proceedings of the IEEE Conference on Computer Vision and Pattern Recognition (CVPR)*, vol. 1. IEEE, 2005, pp. 886–893.
- [57] M. Li, "Texture moment for content-based image retrieval," in *Multimedia and Expo, 2007 IEEE International Conference on*. IEEE, 2007, pp. 508–511.
- [58] Y.-j. Song, W.-b. Park, D.-w. Kim, and J.-h. Ahn, "Content-based image retrieval using new color histogram," in *Intelligent Signal Processing and Communication Systems, 2004. ISPACS 2004. Proceedings of 2004 International Symposium on*. IEEE, 2004, pp. 609–611.
- [59] R. M. Haralick, K. Shanmugam *et al.*, "Textural features for image classification," *IEEE Transactions on systems, man, and cybernetics*, no. 6, pp. 610–621, 1973.
- [60] M.-K. Hu, "Visual pattern recognition by moment invariants," *IRE Transactions on Information Theory*, vol. 8, no. 2, pp. 179–187, 1962.



Omar Vidal Pino received the bachelor degree in Computer Science from University of Oriente, Cuba, in 2007, and MSc in Computer Science from Las Villas University, Cuba, in 2011. He is currently working toward the PhD degree at Federal University of Minas Gerais, Brazil. His research interests include image understanding, semantic representation, optimization and machine learning in computer vision.



Erickson R. Nascimento He holds a degree in Computer Science from the Federal University of Minas Gerais (2005), a Master's Degree in Computer Science from the Federal University of Minas Gerais (2008) and a PhD in Computer Science from the Federal University of Minas Gerais (2012).



Mario F. M. Campos He holds a degree in Civil Engineering from the Federal University of Minas Gerais (UFMG) (1980), a master's degree in Computer Science from the Federal University of Minas Gerais (1984), a master's degree in Computer and Information Sciences - University of Pennsylvania (1987), and Phd degree in Information Sciences - University of Pennsylvania (1992) in the area of Robotics and Computer Vision.