

Context-driven Active and Incremental Activity Recognition

Gabriele Civitarese*, Riccardo Presotto, Claudio Bettini

*EveryWare Lab, Dept. of Computer Science
Università degli Studi di Milano, Via Celoria 18, Milan, Italy*

Abstract

Human activity recognition based on mobile device sensor data has been an active research area in mobile and pervasive computing for several years. While the majority of the proposed techniques are based on supervised learning, semi-supervised approaches are being considered to significantly reduce the size of the training set required to initialize the recognition model. These approaches usually apply self-training or active learning to incrementally refine the model, but their effectiveness seems to be limited to a restricted set of physical activities. We claim that the context which surrounds the user (e.g., semantic location, proximity to transportation routes, time of the day) combined with common knowledge about the relationship between this context and human activities could be effective in significantly increasing the set of recognized activities including those that are difficult to discriminate only considering inertial sensors, and the ones that are highly context-dependent.

In this paper, we propose CAVIAR, a novel hybrid semi-supervised and knowledge-based system for real-time activity recognition. Our method applies semantic reasoning to context data to refine the prediction of a semi-supervised classifier. The context-refined predictions are used as new labeled samples to update the classifier combining self-training and active learning techniques. Results on a real dataset obtained from 26 subjects show the effectiveness of the context-aware approach both on the recognition rates and on the number of queries to the subjects generated by the active learning module. In order to evaluate the impact of context reasoning, we also compare CAVIAR with a purely statistical version, considering features computed on context data as part of the machine learning process.

Keywords: activity recognition, mobile computing, hybrid reasoning, context-awareness

*Corresponding author

Email addresses: gabriele.civitarese@unimi.it (Gabriele Civitarese), riccardo.presotto@studenti.unimi.it (Riccardo Presotto), claudio.bettini@unimi.it (Claudio Bettini)

1. Introduction

The evolution of mobile computing in the last decades allowed to develop intelligent applications that continuously monitor our daily activities to provide context-aware services [1]. The majority of activity recognition algorithms in the literature rely on supervised machine learning to infer the most likely performed activities by analyzing inertial sensors data [2]. One of the major drawbacks of those solutions is the cost of collecting the amount of labeled data required to reach a high recognition rate. Moreover, standard classifiers are trained once with available data, and the recognition model cannot evolve over time. To overcome these issues, semi-supervised and incremental approaches for activity recognition have been proposed [3]. Those methods only require a small amount of training data to initialize the recognition model, while techniques like co-learning, self-learning or active learning are used to assign labels to unlabeled sensor data [4, 5, 6, 7].

While the majority of semi-supervised methods showed to be effective on classifying few physical activities (e.g., walking, running, biking, etc.), their effectiveness on more complex and context-dependent activities is still unclear. Moreover, discriminating those activities which have similar motion patterns is still problematic. For instance, activities like *walking* and *taking the stairs*, or *standing* and *taking the elevator* are easily confused between them by purely statistical methods based on inertial sensors.

Considering the context which surrounds the user could be valuable information to mitigate these issues [8, 9]. Indeed, considering a rich description of the user's context (e.g., semantic location, weather, traffic condition, speed, etc.) has the potential to enable the recognition of a wide set of activities which are a) highly dependent to the current context and b) difficult to recognize only considering inertial sensors. However, semi-supervised approaches rely on a small set of labeled data, while activities can be performed in a large number of possible context conditions. For this reason, directly using context-data as additional features in the machine learning process may not be as effective as expected.

In this paper, we consider this problem and we propose CAVIAR a Context-aware ActiVe and Incremental Activity Recognition system which combines semi-supervised learning and semantic context-aware reasoning. A real-time incremental classifier is in charge of analyzing inertial sensors data obtained from mobile devices to provide probability distributions over the possible activities. A knowledge-based reasoning engine is then used to exclude from the statistical predictions those activities which are highly unlikely considering context-data. The system's output is the most likely activity from the resulting context refinement.

Following the semi-supervised approach, context-refined predictions are used to update the incremental classifier. When CAVIAR is confident about the refined prediction, it is provided as a new labeled sample to the incremental classifier. On the other hand, when it is not sufficiently confident, CAVIAR asks the ground truth to the user and uses the answer also as a new labeled

sample to refine the machine learning model.

In order to evaluate CAVIAR, we acquired a large dataset of inertial sensor data and rich contextual information. Results on this dataset show that context-refinement is effective in improving the recognition rate and, at the same time, triggering a significantly lower number of queries.

The contributions of our work are the following:

- We propose a novel method to combine context-aware reasoning with semi-supervised learning method for activity recognition.
- We acquired a realistic labeled dataset of activities performed by 26 subjects, collecting data both from inertial sensors data and several sources of context.
- We performed an extensive evaluation of our approach on this dataset showing the crucial role of context-data and structured knowledge in improving semi-supervised activity recognition.
- We show that using knowledge-based reasoning on context-data not only allows reaching higher recognition rates, but also to obtain a significantly lower number of queries in active learning compared to using context-data as additional features in the machine learning process.

The rest of the paper is organised as follows. Section 2 discusses related work. Section 3 describes the overall architecture of CAVIAR. Section 4 presents the CAVIAR method in details. Section 5 reports the experimental results. Section 6 discusses strengths and limitations of CAVIAR. Finally, Section 7 concludes the paper.

2. Related work

The recognition of physical activities using commonly available mobile devices (e.g., smartphones and smartwatches) is a widely explored research area [1, 10]. The majority of approaches in the literature rely on supervised methods to infer activities from inertial sensors data [2, 11, 12, 13, 14]. While these methods allow reaching high recognition rates, the acquisition of a wide labeled dataset of activities is costly and often unfeasible [15].

In order to overcome these issues, few works proposed unsupervised learning techniques [16, 17, 18]. These methods aim to find activity patterns from unlabeled data with data mining techniques. However, the discovery of those patterns requires the acquisition of a large dataset of unlabeled data. Moreover, a certain amount of labeled data are still required in order to reliably associate each cluster with its corresponding activity class. Knowledge-based methods coupled with unsupervised learning have been proposed to automatically label activity traces [19]. While this methodology is suitable for smart-home activity recognition using environmental sensors, it is not directly applicable to the recognition of activities using the sensor data of mobile devices.

In order to combine the strengths of both supervised and unsupervised approaches, semi-supervised learning methods for activity recognition have been proposed [3, 7, 20, 6]. Those techniques use small labeled training sets to initialize the model, which is continuously enhanced using unlabeled data. In the literature, the semi-supervised approaches which have been mainly considered for activity recognition are self-learning, co-learning, and active learning. Self-learning methods exploit the starting small training set to classify unlabeled data [6]. The most confident predictions are hence used to update the classifier. Co-learning involves multiple classifiers trained on different data perspectives. Those classifiers collaboratively improve their models exploiting their prediction’s confidences [21, 20]. Differently from self-learning and co-learning, active learning requires explicit feedback from the users in order to obtain labels for the most informative data (i.e., data where the classifier is uncertain about the performed activity) [22, 23, 5, 4]. Active learning proved to be particularly effective for semi-supervised activity recognition. However, for the sake of usability the number of triggered queries should be low.

Existing semi-supervised activity recognition methods in mobile computing are mainly based on the analysis of inertial sensors data to recognize a restricted number of physical activities [23, 5, 21, 24]. Differently from those methods, we consider the context which surrounds the user to continuously update an incremental classifier through a combination of self-learning and active learning. This allows us to significantly extend the set of recognized activities and, at the same time, to better discriminate those activities which have similar motion patterns.

Even if context reasoning for activity recognition has been mainly investigated for smart-home environments [25] and computer vision based systems [26], its application to mobile computing applications is not completely new [27]. The combination of machine learning and context-aware ontological reasoning for activity recognition with mobile devices was firstly explored in [9]. In that work, the output of a statistical classifier is refined considering the user’s semantic location. In [28] rich contextual information is used to improve activity recognition with a multi-layer approach. Differently from those methods, our system is semi-supervised and hence it only requires a small labeled dataset in order to be initialized. Moreover, our approach takes advantage of context-aware reasoning to continuously update and personalize the activity model.

3. CAVIAR system overview

The general architecture of our system is shown in Figure 1. The user’s mobile devices continuously acquire data from different sources. On one hand, inertial sensors (e.g., accelerometer, magnetometer and gyroscope) are in charge of continuously streaming data about the physical movements of the user. On the other hand, data from other built-in sensors and devices (e.g., GPS) in combination with publicly available web services (e.g., weather service) are used to obtain data about user’s context. It is important to note that “*context*” is a very broad term which in the literature is used to model users situations at

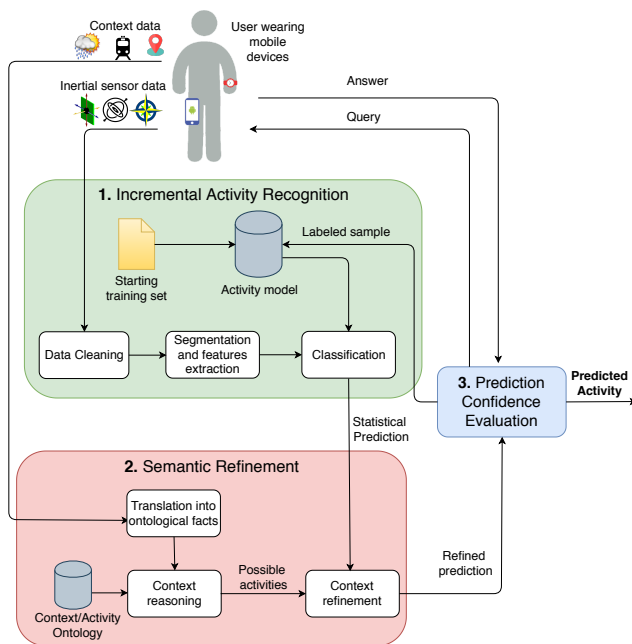


Figure 1: Overall architecture of our system

130 several level of abstractions [29]. For instance, even the user’s performed activity
 can be considered as high-level contextual information. In this paper, with
 context data we mainly indicate the information about the environment which
 surrounds the user. Examples of such context data are user’s current semantic
 location, his/her proximity to transportation routes, the current weather, the
 135 time of the day, the day of the week, etc.

Our hybrid semi-supervised and context-aware activity recognition algo-
 rithm is mainly divided into three steps. First, the stream of raw inertial
 sensors readings is processed by the INCREMENTAL ACTIVITY RECOGNITION
 module. This module first applies pre-processing methods like data cleaning,
 140 segmentation, and feature extraction to raw inertial sensors data. Then, a semi-
 supervised classifier associates to each feature vector a probability distribution
 over the possible activities. It is important to note that the activity model needs
 to be initialized with a small labeled training set in an offline phase.

The INCREMENTAL ACTIVITY RECOGNITION module does not take into ac-
 145 count context data. The main motivation is that semi-supervised methods rely
 on a rather small set of labeled data, while activities can be performed in a
 wide variety of different contexts. While it is feasible for a classifier to discrim-
 inate different motion patterns even with few labeled samples, learning their
 correlations with all the possible context conditions may be problematic. This
 150 is especially true when considering a wide set of activities. On the other hand,
 common-sense knowledge can be used to model the relationships between activ-

ities and contexts (e.g., it is unlikely that a user is using an elevator while she is in the city park). Hence, in the second step of our algorithm, the SEMANTIC REFINEMENT module applies knowledge-based reasoning to context data in order to exclude from the semi-supervised prediction those activities which are not consistent with the current context. In particular, context data needs to be pre-processed and translated into high-level facts, which are mapped to an ontology that models activities and contexts. Knowledge-based reasoning is then applied to evaluate which activities are *context-consistent*. The output of the SEMANTIC REFINEMENT module is a probability distribution over the *context-consistent* activities (which we will refer as *refined prediction*).

The third and the last step of our method consists of using the refined prediction to update the semi-supervised activity model. In particular, the PREDICTION CONFIDENCE EVALUATION module evaluates the system's confidence on the refined prediction. If the confidence is sufficiently high, the refined prediction is provided as a new labeled example to our incremental classifier. Otherwise, a query is triggered to the user in order to obtain the ground truth about the current activity, in order to update the recognition model accordingly.

In our architecture, the semi-supervised activity model is stored on a server and shared between all the participating users, which can collaboratively update it using our context-driven semi-supervised framework.

4. Methodology

In this section, we describe in details the different modules of our system introduced in Section 3.

4.1. Incremental activity recognition

The INCREMENTAL ACTIVITY RECOGNITION module relies on a semisupervised classifier to derive from inertial sensors data a set of candidate activities performed by the user in real-time. In particular, the sensors' signal is pre-processed and segmented in order to extract feature vectors. For each feature vector, the INCREMENTAL ACTIVITY RECOGNITION module outputs a probability distribution over the considered activities. As we will explain later in this section, this probability distribution is refined by the SEMANTIC REFINEMENT module which is then used by the PREDICTION CONFIDENCE EVALUATION module to update the incremental classifier with new labeled samples.

4.1.1. Segmentation, feature extraction and classification

In the following, we describe the data flow of inertial sensors data for activity recognition. Since a user may carry multiple mobile devices (e.g., a smartphone and a smartwatch), it is first necessary to temporally align their raw sensor data streams. In our experimental setup we considered for each device the data streams from accelerometer, magnetometer and gyroscope. We apply a median filter to reduce the noise in each signal from the streams. Then, we segment the streams of aligned sensor data. Each segment is defined as the set of inertial

sensor data acquired during a specific time window of n seconds. Each segment starts the next second with respect to the end of the previous segment, hence
 195 segments are contiguous and non-overlapping. The length n is the same for all segments, and it must be chosen carefully according to the complexity of the considered activities [30].

From each segment, we extract a wide set of statistical features which are well-known in the activity recognition literature [1]. In particular, for each
 200 axis of each inertial sensor, we extract: *average, variance, standard deviation, median, mean squared error, kurtosis, symmetry, zero-crossing rate, number of peaks, energy* and *difference between maximum and minimum*. Finally, for each inertial sensor we compute the *pearson correlation* for each combination of its axes and *magnitude* on all of its axes. Hence, given k 3-axis inertial sensors
 205 equipped in the user’s mobile devices, we compute $k \times 37$ features. We also apply standardization to each feature in order to further improve the recognition rate [31].

Example 4.1. Consider a user which carries a smartphone and a smartwatch, both equipped with 3-axis accelerometer, gyroscope and magnetometer. Hence,
 210 the overall number of inertial sensors is 6. In this scenario, our feature extraction mechanism would compute, for each segment, $6 \times 37 = 222$ features.

For each feature vector fv computed from a segment s , the incremental classifier h outputs a probability distribution over the set of considered activities $\mathbf{A} = \{A_1, A_2, \dots, A_m\}$:

$$h(fv) = \langle p_1, p_2, \dots, p_m \rangle$$

where $0 \leq p_i \leq 1$ is the probability $P(A_i|s)$ that the segment s was generated by the activity A_i , $\sum_i^m p_i = 1$, and $m = |\mathbf{A}|$. The probability distribution $h(fv)$
 215 is forwarded to our SEMANTIC REFINEMENT module which will refine it using contextual information.

4.1.2. Activity model bootstrap

A crucial aspect of our semi-supervised framework is the activity model initialization. Indeed, without a proper bootstrap mechanism the semi-supervised model would have to discover each activity “on-the fly”, with a negative impact
 220 on the recognition rate. Hence, we initialize the semi-supervised model acquiring t seconds of labeled data for each activity in order to obtain a balanced labeled dataset. Clearly, the parameter t has a high impact both on the recognition accuracy and on the number of queries triggered to the users. However, as we motivated in the introduction, it is unfeasible to obtain a wide labeled
 225 dataset (i.e., choosing a high value of t). The choice of t mainly depends on the number of considered activities and their complexity. In order to reduce the effort of acquiring and annotating data, it is hence important to use a small value of t which allows achieving a reasonable recognition accuracy. We adopt an empirical approach to determine the value of t , as illustrated in Section 5.

230 4.2. Semantic Refinement

The SEMANTIC REFINEMENT module is in charge of analyzing the context which surrounds the user to refine the prediction $h(fv)$ obtained by the INCREMENTAL ACTIVITY RECOGNITION module. In order to achieve this task, this module relies on an ontology which models the relationships between contexts and activities. In particular, ontological reasoning is applied to exclude from the statistical prediction those activities which are unlikely considering the current context. In the following, we describe in details our context-aware semantic reasoning mechanism.

4.2.1. Activity and Context ontology

240 In order to enable semantic reasoning with context data for activity recognition, we extended the *ActivO* ontology [9]. That ontology defines a wide set of activities, semantic locations, artifacts (e.g., used by the user or part of the semantic locations), user’s postures, time granularities (e.g., day of the week, time of the day) and environmental information (e.g., temperature and light conditions). Details about *ActiveO*’s implementation can be found in [9]. We took advantage of the Protégé tool ¹ to extend *ActivO* with several new activities, contextual data and their relationships. An example of those entities are shown in Figure 2. Our ontology considers several sources of context data: *user’s semantic place, user’s recent route, weather conditions, proximity to public transportation stops and routes, surrounding traffic condition, user’s height variations, user’s speed, surrounding light, environment’s noise level and temporal context (e.g., time of the day, day of the week, month, ...)*. Figure 2a shows a portion of those context data modeled in our ontology, while Figure 2b focuses on the set of considered semantic locations, including the ones classified by Google Places API ². It is important to note that we distinguish symbolic locations/buildings (and their characteristics) from their use. This allows us to better model activities related to symbolic locations.

250 Due to the intrinsic open-world assumption of ontological reasoning, we explicitly state the necessary conditions which make activities possible or not possible in a given context. As we will explain later, such constraints are necessary to enable our context-aware refinement which is based on *consistency* reasoning. For instance, the activity **TakingStairs** (Figure 3a) should take place at a location which may have stairs and the person should have a non-negative height variation. Another example is the activity **MovingByCar** (Figure 3b): our ontology enforces that it should take place in an outdoor location which includes a road or a street, and that the car’s speed should be positive.

4.2.2. Context reasoning and refinement

For each activity candidate A in the prediction $h(fv)$, we use ontological reasoning to determine whether A is consistent or not with the surrounding

¹<https://protege.stanford.edu/>

²https://developers.google.com/places/supported_types




Figure 2: Excerpts of our ontology

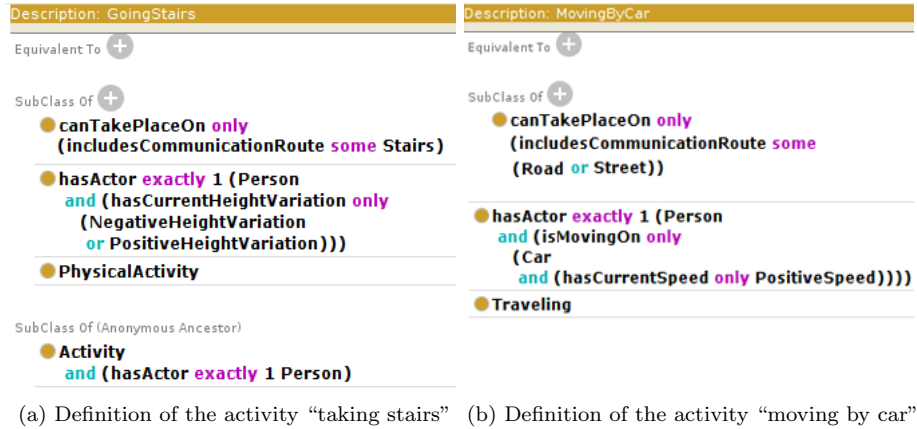


Figure 3: Examples of activity definitions in our ontology

270 context. First, CAVIAR adds an axiom to represent an instance of `Person`
 which identifies the subject wearing the mobile devices. Then, it is necessary
 to instantiate relationships between the individual and context data. For this
 reason, context data collected by the mobile devices need to be mapped to
 ontological concepts. The majority of context-data has a mapping one-to-one
 275 with ontological entities. However, scalar values need to be discretized and
 mapped to the classes covered by the ontology. Finally, since we want to test
 the consistency of an activity A with respect to the current context, CAVIAR
 will add an axiom which states that the user is performing A . We define an
 activity A *context-consistent* when the axioms created with the observed data
 280 as described above are consistent with respect to the domain knowledge. Note
 that the consistency check involves reasoning that is automatically performed in
 the logic used to specify the ontology (the specific language and reasoner used
 in CAVIAR are reported in Section 5).

Example 4.2. *Bob is using CAVIAR. When the context reasoning task is trig-*
 285 *gered, `Person(Bob)` is added as a fact. Then, the context data gathered by the*
mobile devices is analyzed in order to expand the set of facts. Suppose that some
Web service provided the information that Bob is in a park and that the speed
value obtained by the GPS sensor is 10 km/h. First, we have to instantiate
the individuals for the context data: `Park(place)`, `MediumSpeed(speed)`. Note
 290 *that the raw speed value obtained by the GPS has been discretized in order to*
be mapped to an ontological concept. Then, the relationships between Bob and
context data are added as facts: `hasCurrentSymbolicLocation(Bob, place)`,
`hasCurrentSpeed(Bob, speed)`. Finally, in order to test whether the activity
`Running` is context-consistent, we add the axioms `Running(currentActivity)`
 295 *and `isPerforming(Bob, currentActivity)`. The consistency of the set of*
facts with respect to the domain knowledge will determine if the running ac-
tivity is consistent according to the current Bob’s context.

Given the current context C and the marginal probabilities obtained by the
 semi-supervised classifier $h(fv) = \langle p_1, p_2, \dots, p_m \rangle$, the goal of context refine-
 300 ment is to exclude those activities which are not *context-consistent* according
 to C . For each activity class ac_i such that $p_i > 0$, we compute its consistency
 according to context C as explained above. Each activity which is not *context-*
consistent is removed from the probability vector. The refined vector is finally
 normalized in order to preserve the properties of a probability distribution. The
 305 output is a new refined probability vector $\langle r_1, r_2, \dots, r_c \rangle$ such that each A_i is
 a *context-consistent* activity according to C , $0 \leq r_i \leq 1$ and $\sum_i^m r_i = 1$. Note
 that an activity is usually not *context-consistent* when ontology’s necessary con-
 straints discussed in Section 4.2.1 are violated.

Example 4.3. *Continuing Example 4.2, suppose that Bob is actually running.*
 310 *According to the INCREMENTAL ACTIVITY RECOGNITION classifier, the cur-*
rent probability distribution is 45% cycling, 40% running, 10% walking and 5%
standing. Thanks to a dedicated Web service, it is possible to know that Bob is

currently in a pedestrian area of the park where bicycles are not allowed. According to the ontology, cycling is not context-consistent since it should not be performed in pedestrian areas. Hence, the resulting context-refined probability distribution is 73% running, 18% walking and 9% standing.

4.3. Prediction Confidence Evaluation

The PREDICTION CONFIDENCE EVALUATION module is in charge of using context-refined predictions to update the activity model with new labeled samples combining self-learning and active learning. Moreover, it also applies oversampling methods in a real-time fashion to further improve the recognition of minority activity classes.

4.3.1. Semi-supervised model update

In order to update the activity model, we apply an uncertainty sampling strategy to identify in real-time the confidence level of each refined prediction [32]. Given a context-refined prediction $\langle r_1, r_2, \dots, r_c \rangle$, we denote $r^* = \max_i r_i$ as the probability value of the most likely activity. If r^* exceeds a threshold π , we consider the system very confident on the current classification and we update the semi-supervised activity model with a new labeled sample (self-learning). Otherwise, if r^* is below a threshold ρ , where $\rho < \pi$, we consider the system uncertain about the current activity being performed by the user. In this case, an active learning process is started by asking the user to provide the ground truth about the current activity (active learning), in order to update the model accordingly. For the sake of usability, CAVIAR presents the user with a few predefined options picked from the most probable activities. When $\rho < r^* < \pi$ we do not consider the current prediction to update the semi-supervised activity model.

4.3.2. Incremental data balancing

During everyday life some activities are performed on average with a lower frequency than others (e.g., the amount of time that a subject spends on an elevator is usually less than the time he/she spends walking). Hence, adding new labeled samples to the incremental classifier without taking into account this aspect may lead to an unbalanced classification model and subsequently to a poor recognition rate on the “minority” activity classes. For this reason, our ontology also describes (using OWL2 properties) which activity classes are known to be “minority” according to common-sense knowledge. We define M as the set of “minority” activity classes according to the ontology.

We adopt the well-known SMOTE technique [33] in real-time to balance the activity model by generating synthetic samples of “minority” activity classes. In particular, when a segment S labeled as $ac \in M$ is provided as a new labeled example to update the model, we create q additional synthetic labeled samples using SMOTE to further improve the classifier.

5. Experimental evaluation

In order to evaluate our system, we developed a data collection infrastructure to acquire a real labeled dataset consisting of both inertial sensor data and context data. Indeed, to the best of our knowledge, there is not a publicly available dataset of labeled activities which incorporates the rich contextual information we need. In this section, we describe our experimental setup, the collected dataset, and the evaluation results of CAVIAR.

5.1. Experimental setup

In our experimental setup, users carry their smartphone in the pants' front pocket and a smartwatch on the dominant hand's wrist. In our data collection, we used a Nexus 5x as smartphone and an LG G Watch R as smartwatch. Dedicated applications run on the devices to continuously collect and transmit sensor measurements to a Java server which stores data in a MongoDB database. Both mobile devices communicate to the server every 3 seconds inertial sensors readings collected from their accelerometer, gyroscope and magnetometer.

Context data is acquired by the smartphone application considering built-in sensors as well as publicly available web services. The considered built-in sensors are: the barometer to get insights about height variations, the luminosity sensor, the microphone to obtain the environment's noise level and the GPS to obtain the user's location and speed. The considered web services are the following:

- **Google's Places API**³: to obtain the most likely semantic places where the user is performing the current activity.
- **OpenWeatherMap**⁴: to obtain the climatic conditions (e.g., sunny, cloudy, rainy), temperature, wind speed, etc.
- **Bing's Traffic API**⁵: to obtain nearby traffic situation like road conditions, presence of road works, presence of car accidents, etc.
- **Transitland**⁶: to obtain information about transportation routes and stops close to the user.

The application also collects temporal context like: the moment of the day (e.g., morning, afternoon, evening), the day of the week, the season, etc. Every 5 seconds, context data is transmitted to the server.

Besides data acquisition, the mobile applications have user-friendly interfaces which allow users to annotate data in real-time. Examples of such interfaces are shown in Figure 4. During the acquisition, we asked the users to use the smartwatch interface to label activities in order to spend little time in annotation and, at the same time, to make the acquisitions more realistic.

³<https://developers.google.com/places/web-service/intro>

⁴<https://openweathermap.org/>

⁵<https://docs.microsoft.com/en-us/bingmaps/rest-services/traffic/>

⁶<https://transit.land/>

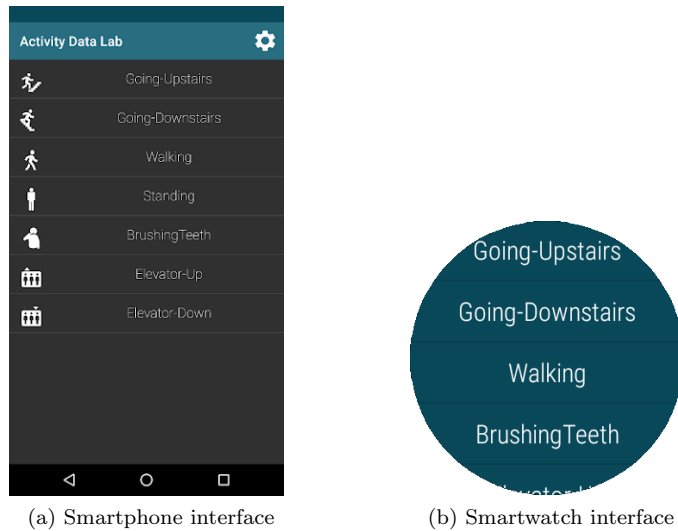


Figure 4: Annotation interfaces

390 *5.2. Dataset description*

We acquired a dataset involving 26 volunteers aged between 20 and 28. The activities acquired in this dataset are the following: *walking, running, standing, lying, sitting, stairs up, stairs down, elevator up, elevator down, cycling, moving by car, sitting on transport, standing on transport* and *brushing teeth*. Overall, we recorded almost 9 hours of labeled sensor data (~ 350 activity instances).
 395 Table 1 summarizes how many minutes of data we acquired for each activity.

Activity	Minutes
Standing	52
Sitting	56
Lying	40
Walking	96
Running	24
Cycling	24
Brushing teeth	16
Stairs up	16
Stairs down	16
Elevator up	8
Elevator down	16
Sitting on transport	60
Standing on transport	60
Moving by car	40
Overall	524

Table 1: Number of minutes acquired for each activity

Table 1 shows that the dataset is unbalanced. As predictable, activities like *taking the elevator* or *brushing teeth* have been executed for a significantly

shorter time than others like *walking*.

400 The annotated sensor data has been acquired in different contexts, which include being at the office, going around in the city (Milan), driving, using public transportations, cycling and being at home. Even if the volunteers self-annotated their activities using the smartwatch, the execution of their activities was partially supervised. For the sake of this work, during data acquisition we
405 were close to the volunteers to make sure that there was no technical problem with data acquisition.

5.3. Results

In the following, we present the results of CAVIAR considering the dataset described above. As incremental classifier, we use Online Random Forest [34]
410 taking advantage of the Java implementation proposed in [35]. The motivation is that Online Random Forest is the incremental version of the well-known classifier Random Forest, which proved to be one of the most effective classifiers for activity recognition [36]. As OWL2 reasoner we used Hermit [37] in combination with the Java OWL APIs [38].

415 In order to evaluate the effectiveness of our technique, we also implemented two additional methods which do not rely on the SEMANTIC REFINEMENT module. The former is called *No context*, since it only considers inertial sensor data to recognize activities. In particular, it combines the INCREMENTAL ACTIVITY RECOGNITION module (see Section 4.1) and the PREDICTION CONFIDENCE EVALUATION module (see Section 4.3.1) without applying our context-refinement.
420

The latter method is called *Context as features*. Similarly to *No context*, this method does not rely on the SEMANTIC REFINEMENT module to refine activity predictions. However, this method incorporates context data directly in
425 the feature vectors generated by the feature extraction mechanism presented in Section 4.1.1. In particular, this method extracts a) statistical features (average, variance, difference between max and min) from *numeric* context data like speed or height variations and b) binary features for *symbolic* context data (i.e., semantic place, weather condition, proximity to transportation routes, etc.).

430 We used a *leave-one-subject-out* cross-validation approach to evaluate and compare CAVIAR with these two methods in terms of recognition rate and number of questions asked to the subjects. At each fold, we apply CAVIAR to 25 subjects to collaboratively update the activity model, which is initialized considering 1 minute of samples for each activity. The data of the remaining
435 subject is used to evaluate the recognition rate and the number of questions asked to the subject.

We empirically determined that the optimal window size is $w = 4$, while the thresholds for semi-supervised updates are $\pi = 0.7$ and $\rho = 0.45$ respectively. Table 2 shows the results (in terms of overall F1 score).

440 The results clearly show that context data has a significant impact on the overall recognition rate. Indeed, it is evident that activities like going upstairs/downstairs and sitting/standing on transport (which are more difficult to

Activity	Without Context	Context as features	CAVIAR
Elevator up	0.0	0.04	0.70
Elevator down	0.02	0.71	0.83
Moving by car	0.85	0.85	0.74
Brushing teeth	0.87	0.91	0.93
Running	0.97	0.97	0.99
Sitting	0.96	0.97	0.97
Going upstairs	0.38	0.69	0.76
Going downstairs	0.65	0.87	0.92
Cycling	0.97	0.90	0.89
Standing	0.86	0.93	0.95
Walking	0.89	0.94	0.95
Sitting transport	0.60	0.78	0.88
Standing transport	0.36	0.95	0.95
Avg F1	0.64	0.81	0.88

Table 2: Recognition rate (F-1 score) of CAVIAR compared with alternative approaches

445 recognize only considering motion patterns) highly benefit from context data. The positive impact of context in reducing confusion between activities is also notable in the confusion matrices reported in Figure 5.

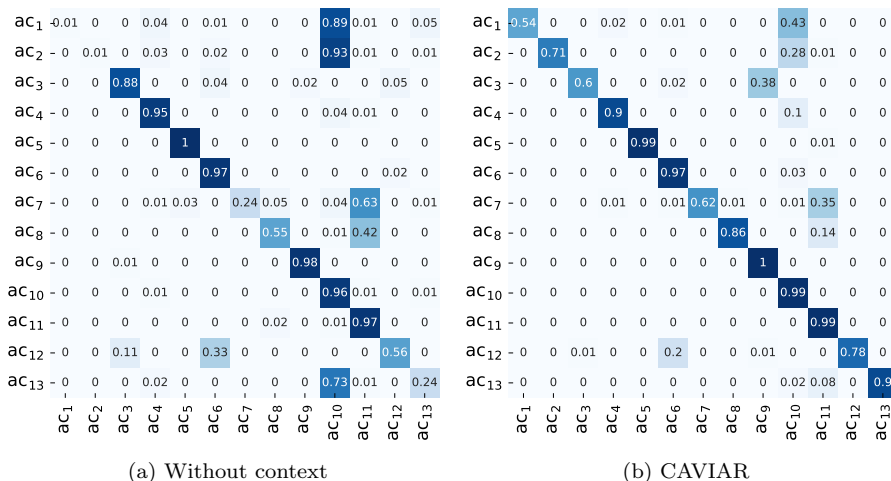


Figure 5: Comparison of confusion matrices. ac_1 = Elevator Up, ac_2 = Elevator Down, ac_3 = Moving by Car, ac_4 = Brushing Teeth, ac_5 = Running, ac_6 = Sitting, ac_7 = Going upstairs, ac_8 = Going Downstairs, ac_9 = Cycling, ac_{10} = Standing, ac_{11} = Walking, ac_{12} = Sitting Transport, ac_{13} = Standing Transport.

From the confusion matrix we see, for example, that our approach allows the classifier to recognize the *elevator up* activity, while the statistical methods confuse that activity with *standing*, since they have very similar motion patterns. In general, the fact that CAVIAR outperforms the *Context as features* approach

450 shows the value of context reasoning with common knowledge with respect to using raw context data in a statistical approach.

On the negative side, we observe that the recognition rate of CAVIAR on the *moving by car* activity is lower than the ones obtained by the other approaches. Indeed, as Figure 5 shows, this activity is often confused by CAVIAR with *cycling*. This is due to the fact that the context data we have to characterize those activities is similar (e.g., they are both performed outdoor in the city traffic, with a variable speed, etc.). Hence, the semi-supervised model updates may propagate mis-predictions when the classifier has few examples of those activities.

460 Besides recognition rate, a crucial evaluation parameter is the number of questions triggered by the system, since it has a significant impact on usability. As Figure 6 shows, CAVIAR generates a significantly lower number of questions (6%) with respect to *No context* (40%) and *Context as features* (35%).

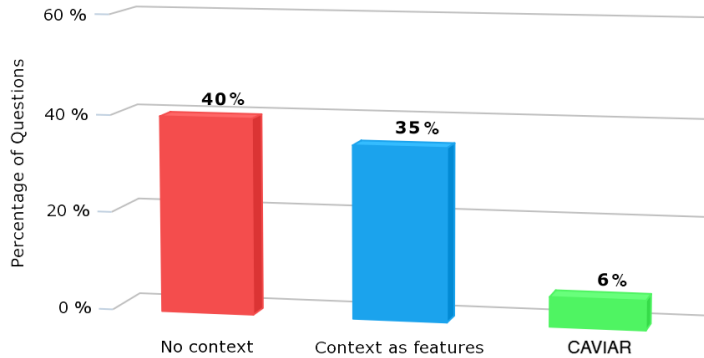


Figure 6: Percentage of triggered queries of CAVIAR compared with alternative approaches

465 Indeed, our semantic refinement technique exploits the ontology to remove from the prediction unlikely activities. This increases the confidence of the remaining activities and, at the same time, triggers our semi-supervised technique to update the activity model without bothering the user. Results indicate that the resulting system should provide a much better user experience by limiting the number of times a user is interrupted with a question.

470 In order to evaluate how the recognition rate and the number of triggered questions evolve over time, we used the method proposed in [39]. First, we initialize the model as described above, considering 1 minute of samples for each activity. Then, for each sample of the dataset (considering all 26 subjects), we use the current recognition model to classify it and, depending on the prediction's confidence, to update the model. The classification's output (i.e., the resulting most likely activity) and the corresponding ground truth are stored to evaluate the recognition rate. In particular, we use a sliding window of 800 samples with an overlap of 75% to periodically compute the overall F-1 score and the percentage of questions triggered to the users. Figure 7 shows the evolution of the F-1 score and the number of questions of CAVIAR with respect to

480

the other two considered methods. It emerges that, with respect to *No context* and *Context as features* approaches, CAVIAR quickly reaches high recognition rates and a significant lower number of questions.

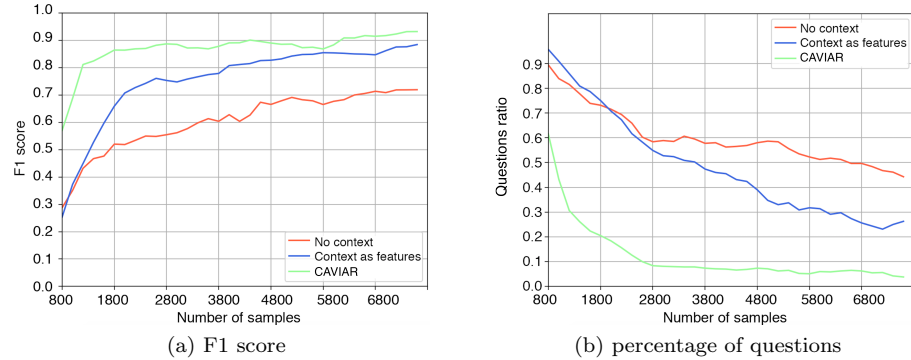


Figure 7: Evolution of the recognition model over time. Considered activities: Running, Sitting, Cycling, Standing, Walking, Elevator up, Elevator down, Going Upstairs, Going Downstairs, Brushing Teeth, Moving by car, Sitting transport, Standing transport

In order to further show the impact of context reasoning on activity recognition, we also evaluated our system considering different sets of activities. Figure 8 shows how our system performs on a restricted set of simple physical activities which are considered in the majority of related works. We observe that those activities are poorly characterized by the context which surrounds the user, while their motion patterns can be easily discriminated by purely statistical models.

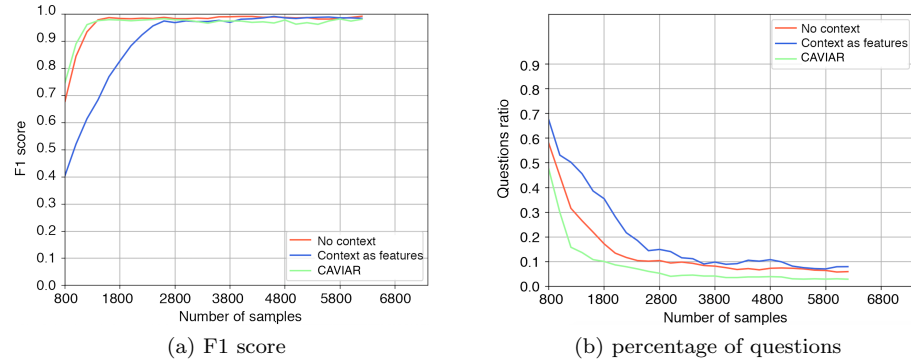


Figure 8: Evolution of the recognition model over time. Considered activities: Running, Sitting, Cycling, Standing, Walking

Indeed, the results show that the recognition rate and the number of questions reached by CAVIAR are similar to the ones obtained by the *No Context* approach. It also strikes out that *Context as features* method has a slower learn-

ing improvement, due to the fact that additional context features add complexity
 495 to the semi-supervised activity model.

Finally, we also considered an “intermediate” set of activities. That set includes more context-dependent activities, like *moving by car*, *brushing teeth*, *elevator* and *stairs*. The results are shown in Figure 9.

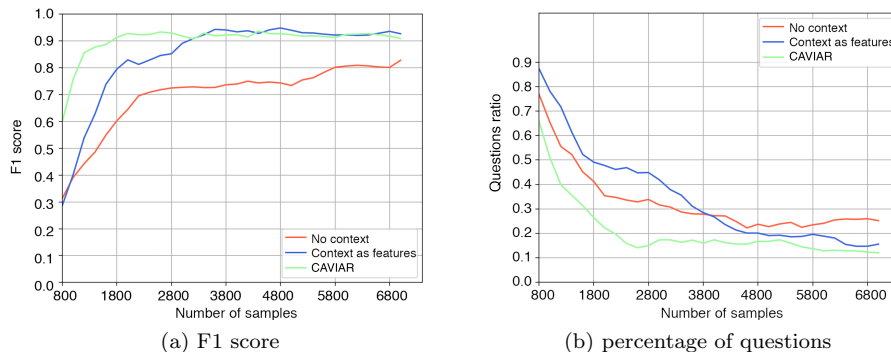


Figure 9: Evolution of the recognition model over time. Considered activities: Running, Sitting, Cycling, Standing, Walking, Elevator, Stairs, Brushing Teeth, Moving by car

From the plots it emerges that context-data has a high impact both on
 500 the recognition rate and on the number of questions. Indeed, the *No context*
 method struggles to reach the performance of context-based solutions. More-
 over, CAVIAR reaches high recognition rates and a low number of questions very
 quickly with respect to the *context as features* approach. Hence, it emerges that
 505 considering context-data allows to significantly expand the set of considered ac-
 tivities.

Combining these results with the ones showed in Figure 7, it emerges that
 CAVIAR maintains the same trend independently from the considered set of ac-
 tivities. On the other hand, *Context as Features* method’s performance degrades
 when the complexity of the considered activities increases.

510 These results confirm that CAVIAR is scalable with respect to the set of
 considered activities and that it is effective in significantly reducing the number
 of triggered questions.

6. Discussion

6.1. Context-data as features in machine learning versus knowledge-based con- 515 text reasoning

From the results, it emerges that ontological reasoning on context-data is
 effective in improving the recognition rate of a semi-supervised classifier. How-
 ever, one may point out that the performances in terms of F1 score are not
 too distant from the ones obtained using context-data directly as features. It is
 520 important to note that the main advantage of our knowledge-based method is

the drastically reduced number of queries which are needed to reach those high recognition rates. This aspect has a significant impact on usability in a realistic scenario.

We also believe that our approach is significantly more scalable. One aspect
525 to consider is that not every context source may be continuously available at the same time. Using context as features may lead to missing values in the feature vectors that can potentially be used to update the classifier, which in turn may negatively impact the recognition rate. Another aspect is whether it becomes necessary to include additional context data while the system is running. In
530 the case of using context as features, there is the need for re-training the model from scratch with new labeled data. In our method, considering new context data simply means extending the ontology. Moreover, the ontology can also be periodically revised and improved.

6.2. Knowledge-engineering effort

The knowledge-engineering effort required to design a comprehensive ontology
535 is very high. Indeed, this is a task which needs to be performed by a team of domain experts and knowledge engineers. However, the problem is mitigated by re-using existing ontologies. For instance, in this work we extended the ontology presented in [9].

We also point out that human modeling of knowledge about contexts is also
540 likely to be incomplete, since it is hard to model all the possible contexts in which activities are executed. To this end, a promising research direction is to exploit semi-supervised methods to continuously refine the ontology, and at the same time learn personalized contexts. Some preliminary results in this
545 direction have been obtained for smart-home ADLs recognition [40]. However, applying this concept to CAVIAR is still an open and challenging issue.

7. Conclusion and future work

In this paper we proposed a novel method based on the combination of
context-aware reasoning and semi-supervised learning for activity recognition.
550 Our approach relies on ontological reasoning over context data and activities to continuously improve an incremental classifier in a semi-supervised fashion. We evaluated our method on a novel and rich dataset, showing the positive impact of context reasoning both on the recognition and on the number of queries triggered to the users.

A major limitation of our approach is the rigid formalism for semantic
555 reasoning, which does not take into account the intrinsic uncertainty and incompleteness of common knowledge. and sensor-based systems. Hence, in future work we plan to evaluate alternative probabilistic formalisms to model and reason about context. Another interesting extension may be to consider temporal
560 sequences of activities and contexts for enhancing the semantic refinement method. This implies introducing a form of temporal reasoning.

Finally, CAVIAR could be extended to create a personalized activity model for each user. Indeed, different subjects may have different physical characteristics and habits. This implies that there is a high variance of activity execution modalities and contexts among different users. The extension requires studying how to personalize the recognition model for each user and, at the same time, how to learn personalized contexts in order to further enhance the recognition rate.

References

References

- [1] O. D. Lara, M. A. Labrador, et al., A survey on human activity recognition using wearable sensors., *IEEE Communications Surveys and Tutorials* 15 (3) (2013) 1192–1209.
- [2] J. R. Kwapisz, G. M. Weiss, S. A. Moore, Activity recognition using cell phone accelerometers, *ACM SigKDD Explorations Newsletter* 12 (2) (2011) 74–82.
- [3] Z. S. Abdallah, M. M. Gaber, B. Srinivasan, S. Krishnaswamy, Activity recognition with evolving data streams: A review, *ACM Computing Surveys (CSUR)* 51 (4) (2018) 71.
- [4] H. S. Hossain, M. A. A. H. Khan, N. Roy, Active learning enabled activity recognition, *Pervasive and Mobile Computing* 38 (2017) 312–330.
- [5] Z. S. Abdallah, M. M. Gaber, B. Srinivasan, S. Krishnaswamy, Adaptive mobile activity recognition system with evolving data streams, *Neurocomputing* 150 (2015) 304–317.
- [6] B. Longstaff, S. Reddy, D. Estrin, Improving activity classification for health applications on mobile devices using active and semi-supervised learning, in: *Pervasive Computing Technologies for Healthcare (PervasiveHealth)*, 2010 4th International Conference on Pervasive Computing Technologies for Healthcare, IEEE, 2010, pp. 1–7.
- [7] M. Stikic, K. Van Laerhoven, B. Schiele, Exploring semi-supervised and active learning for activity recognition, in: *2008 12th IEEE International Symposium on Wearable Computers*, IEEE, 2008, pp. 81–88.
- [8] L. Liao, D. Fox, H. Kautz, Location-based activity recognition, in: *Advances in Neural Information Processing Systems*, 2006, pp. 787–794.
- [9] D. Riboni, C. Bettini, COSAR: Hybrid reasoning for context-aware activity recognition, *Personal and Ubiquitous Computing* 15 (3) (2011) 271–289.
- [10] M. Shoaib, S. Bosch, O. D. Incel, H. Scholten, P. J. Havinga, A survey of online activity recognition using mobile phones, *Sensors* 15 (1) (2015) 2059–2085.

- 600 [11] N. Györbíró, Á. Fábíán, G. Hományi, An activity recognition system for mobile phones, *Mobile Networks and Applications* 14 (1) (2009) 82–91.
- [12] L. Sun, D. Zhang, B. Li, B. Guo, S. Li, Activity recognition on an accelerometer embedded mobile phone with varying positions and orientations, in: *International conference on ubiquitous intelligence and computing*, Springer, 2010, pp. 548–562.
- 605 [13] L. Bao, S. S. Intille, Activity recognition from user-annotated acceleration data, in: *Pervasive Computing: Second International Conference, PERVASIVE 2004, Linz/Vienna, Austria, April 21-23, 2004. Proceedings*, Springer, Berlin, Heidelberg, 2004, pp. 1–17.
- [14] A. Bulling, U. Blanke, B. Schiele, A tutorial on human activity recognition using body-worn inertial sensors, *ACM Computing Surveys* 46 (3) (2014) 33:1–33:33.
- 610 [15] D. J. Cook, K. D. Feuz, N. C. Krishnan, Transfer learning for activity recognition: A survey, *Knowledge and Information Systems* 36 (3) (2013) 537–556.
- 615 [16] Y. Kwon, K. Kang, C. Bae, Unsupervised learning for human activity recognition using smartphone sensors, *Expert Systems with Applications* 41 (14) (2014) 6067–6074.
- [17] D. Trabelsi, S. Mohammed, F. Chamroukhi, L. Oukhellou, Y. Amirat, An unsupervised approach for automatic activity recognition based on hidden markov model regression, *IEEE Transactions on Automation Science and Engineering* 10 (3) (2013) 829–835.
- 620 [18] M.-S. Lee, J.-G. Lim, K.-R. Park, D.-S. Kwon, Unsupervised clustering for abnormality detection based on the tri-axial accelerometer, *ICCAS-SICE 2009* (2009) 134–137.
- 625 [19] L. Chen, C. D. Nugent, G. Okeyo, An ontology-based hybrid approach to activity modeling for smart homes., *IEEE Trans. Human-Machine Systems* 44 (1) (2014) 92–105.
- [20] D. Guan, W. Yuan, Y.-K. Lee, A. Gavrilo, S. Lee, Activity recognition based on semi-supervised learning, in: *Embedded and Real-Time Computing Systems and Applications, 2007. RTCSA 2007. 13th IEEE International Conference on*, IEEE, 2007, pp. 469–475.
- 630 [21] Y.-S. Lee, S.-B. Cho, Activity recognition with android phone using mixture-of-experts co-trained with labeled and unlabeled data, *Neurocomputing* 126 (2014) 106–115.
- 635 [22] E. Hoque, J. Stankovic, Aalo: Activity recognition in smart homes using active learning in the presence of overlapped activities, in: *Pervasive Computing Technologies for Healthcare (PervasiveHealth), 2012 6th International Conference on*, IEEE, 2012, pp. 139–146.

- 640 [23] T. Miu, P. Missier, T. Plötz, Bootstrapping personalised human activity recognition models using online active learning, in: 2015 IEEE International Conference on Computer and Information Technology; Ubiquitous Computing and Communications; Dependable, Autonomic and Secure Computing; Pervasive Intelligence and Computing, IEEE, 2015, pp. 1138–1147.
- 645 [24] T. Huynh, B. Schiele, Towards less supervision in activity recognition from wearable sensors, in: 2006 10th IEEE International Symposium on Wearable Computers, Citeseer, 2006, pp. 3–10.
- [25] N. D. Rodríguez, M. P. Cuéllar, J. Lilius, M. D. Calvo-Flores, A survey on ontologies for human behavior recognition, ACM Computing Surveys (CSUR) 46 (4) (2014) 43.
- [26] U. Akdemir, P. Turaga, R. Chellappa, An ontology based approach for activity recognition from video, in: Proceedings of the 16th ACM international conference on Multimedia, ACM, 2008, pp. 709–712.
- 655 [27] Ö. Yürür, C. H. Liu, Z. Sheng, V. C. Leung, W. Moreno, K. K. Leung, Context-awareness for mobile sensing: A survey and future directions, IEEE Communications Surveys & Tutorials 18 (1) (2016) 68–93.
- [28] S. Saguna, A. Zaslavsky, D. Chakraborty, Complex activity recognition using context-driven activity theory and activity signatures, ACM Transactions on Computer-Human Interaction (TOCHI) 20 (6) (2013) 32.
- 660 [29] C. Bettini, O. Brdiczka, K. Henriksen, J. Indulska, D. Nicklas, A. Ranganathan, D. Riboni, A survey of context modelling and reasoning techniques, Pervasive and Mobile Computing 6 (2) (2010) 161–180.
- [30] O. Banos, J.-M. Galvez, M. Damas, H. Pomares, I. Rojas, Window size impact in human activity recognition, Sensors 14 (4) (2014) 6474–6499.
- 665 [31] I. Guyon, A. Elisseeff, An introduction to feature extraction, in: Feature extraction, Springer, 2006, pp. 1–25.
- [32] D. D. Lewis, J. Catlett, Heterogeneous uncertainty sampling for supervised learning, in: Machine Learning Proceedings 1994, Elsevier, 1994, pp. 148–156.
- 670 [33] N. V. Chawla, K. W. Bowyer, L. O. Hall, W. P. Kegelmeyer, Smote: synthetic minority over-sampling technique, Journal of artificial intelligence research 16 (2002) 321–357.
- [34] A. Saffari, C. Leistner, J. Santner, M. Godec, H. Bischof, On-line random forests, in: Computer Vision Workshops (ICCV Workshops), 2009 IEEE 12th International Conference on, IEEE, 2009, pp. 1393–1400.
- 675

- [35] T. Szttyler, H. Stuckenschmidt, Online personalization of cross-subjects based activity recognition models on wearable devices, in: Pervasive Computing and Communications (PerCom), 2017 IEEE International Conference on, IEEE, 2017, pp. 180–189.
- [36] T. Szttyler, H. Stuckenschmidt, On-body localization of wearable devices: An investigation of position-aware activity recognition, in: 2016 IEEE International Conference on Pervasive Computing and Communications (PerCom), IEEE Computer Society, Washington, D.C., 2016, pp. 1–9.
- [37] B. Glimm, I. Horrocks, B. Motik, G. Stoilos, Z. Wang, Hermit: an owl 2 reasoner, *Journal of Automated Reasoning* 53 (3) (2014) 245–269.
- [38] M. Horridge, S. Bechhofer, The owl api: A java api for owl ontologies, *Semantic Web* 2 (1) (2011) 11–21.
- [39] J. Gama, R. Sebastião, P. P. Rodrigues, On evaluating stream learning algorithms, *Machine learning* 90 (3) (2013) 317–346.
- [40] G. Civitarese, D. Riboni, C. Bettini, Z. H. Janjua, R. Helaoui, Nectar: Knowledge-based collaborative active learning for activity recognition, in: Pervasive Computing and Communications (PerCom), 2018 IEEE International Conference on, IEEE, 2018.