

Boosting Operational DNN Testing Efficiency through Conditioning

Zenan Li

State Key Lab for Novel Software
Technology, Nanjing University
Nanjing, China
lizenan@smail.nju.edu.cn

Xiaoxing Ma*

State Key Lab for Novel Software
Technology, Nanjing University
Nanjing, China
xxm@nju.edu.cn

Chang Xu

State Key Lab for Novel Software
Technology, Nanjing University
Nanjing, China
changxu@nju.edu.cn

Chun Cao

State Key Lab for Novel Software
Technology, Nanjing University
Nanjing, China
caochun@nju.edu.cn

Jingwei Xu

State Key Lab for Novel Software
Technology, Nanjing University
Nanjing, China
jingweix@nju.edu.cn

Jian Lü

State Key Lab for Novel Software
Technology, Nanjing University
Nanjing, China
lj@nju.edu.cn

ABSTRACT

With the increasing adoption of Deep Neural Network (DNN) models as integral parts of software systems, efficient operational testing of DNNs is much in demand to ensure these models' actual performance in field conditions. A challenge is that the testing often needs to produce precise results with a very limited budget for labeling data collected in field.

Viewing software testing as a practice of reliability estimation through statistical sampling, we re-interpret the idea behind conventional structural coverages as conditioning for variance reduction. With this insight we propose an efficient DNN testing method based on the conditioning on the representation learned by the DNN model under testing. The representation is defined by the probabilistic distribution of the output of neurons in the last hidden layer of the model. To sampling from this high dimensional distribution in which the operational data are sparsely distributed, we design an algorithm leveraging cross entropy minimization.

Experiments with various DNN models and datasets were conducted to evaluate the general efficiency of the approach. The results show that, compared with simple random sampling, this approach requires only about a half of labeled inputs to achieve the same level of precision.

CCS CONCEPTS

•Software and its engineering → Software testing and debugging; •Computing methodologies → Neural networks;

KEYWORDS

Software testing, Neural networks, Coverage criteria

*Corresponding author.

Permission to make digital or hard copies of part or all of this work for personal or classroom use is granted without fee provided that copies are not made or distributed for profit or commercial advantage and that copies bear this notice and the full citation on the first page. Copyrights for third-party components of this work must be honored. For all other uses, contact the owner/author(s).

ESEC/FSE 2019, Tallinn, Estonia

© 2016 Copyright held by the owner/author(s). 978-x-xxxx-xxxx-x/YY/MM...\$15.00
DOI: 10.1145/nnnnnnn.nnnnnnn

ACM Reference format:

Zenan Li, Xiaoxing Ma, Chang Xu, Chun Cao, Jingwei Xu, and Jian Lü. 2016. Boosting Operational DNN Testing Efficiency through Conditioning. In *Proceedings of The 27th ACM Joint European Software Engineering Conference and Symposium on the Foundations of Software Engineering, Tallinn, Estonia, 26–30 August, 2019 (ESEC/FSE 2019)*, 12 pages.
DOI: 10.1145/nnnnnnn.nnnnnnn

1 INTRODUCTION

Deep Learning has gained great success in solving tasks that are intuitive to human but hard to describe formally, such as image classification or speech recognition [14]. As a result, Deep Neural Networks (DNNs) are increasingly adopted as integral parts of widely used software systems, including those in safety-critical application scenarios such as medical diagnosis [32] and self-driven cars [35]. Effective and efficient testing methods for DNNs are thus needed to ensure their service quality in operation environments.

Contrasting to recent efforts on DNN testing aimed at generating artificial adversarial examples [25, 27, 33, 35, 39, 40, 42], this paper focuses on the *operational DNN testing*, i.e., testing a previously trained DNN model with the data collected from a specific application context, in order to determine the model's *actual* performance in this context.

The rationale comes from the fundamental difference between DNN models and human written programs, which challenges the basic concepts and wisdoms for conventional software testing that aims at finding error-inducing inputs (known as *debug testing* [12]). For example, the inductive nature of DNNs and the No-Free-Lunch theorem imply that an oracle for a DNN model independent of its application context is senseless. The statistical measures of DNN performance may also diminish the importance of individual error-inducing inputs.

Although operational testing for conventional software has been extensively studied [12, 24, 31], and some recent proposals make wise combinations of operational and debug testing [5, 10], the problem of operational testing for DNNs is not well understood. A central problem here is that it can be prohibitively expensive to label all the collected data. For example, a surgical biopsy may be needed to decide whether a radiology or pathology image is really malignant or benign. In this case the effort of labeling for

each single example is worth saving. Thus it is crucial to test DNN *efficiently*, i.e., to precisely estimate a DNN’s actual performance for an application context, but with a limited budget for labeling data collected from this context.

We propose a method to reduce the number of labeled examples required in operational DNN testing through carefully designed sampling. The conventional wisdom behind structural coverages for testing human written programs is re-interpreted in statistical terms as conditioning for variance reduction, and applied to the sampling and estimation of DNN’s operational accuracy.

The key insight is that, the representation learned by a DNN and encoded in the neurons in the last hidden layer can be leveraged to guide the sampling from the unlabeled operational data. It turns out that conditioning on this representation is effective, and works well even when the model is not well-fitted to the operation data, which is a property not enjoyed by naive choices such as stratifying by classification confidence.

To realize the idea, one must select a small fraction from the operational data, but with sufficient representativeness in terms of their distribution in the space defined by the outputs of neurons in the last hidden layer. This is difficult because the space is high-dimensional, and in which the operational data themselves are sparsely distributed. We solve this problem with a distribution approximation technique based on cross-entropy minimization.

The intended contributions of this paper are:

- A formulation of the problem of operational DNN testing as the estimation of performance with a small sample, and a proposal for efficient testing with variance reduction through conditioning, as a generalization of structural coverages.
- An efficient approach to operational DNN testing that leverages the high dimensional representation learned by the DNN under testing, and a sampling algorithm realizing the approach based on cross entropy minimization.
- A systematic empirical evaluation. Experiments with LeNet, VGG, and ResNet show that, compared with simple random sampling, this approach requires only about a half of labeled inputs to achieve the same level of precision.

The rest of this paper is organized as follows. In Section 2 we discuss the problem of operational DNN testing and how to improve its efficiency in the sense of reducing the requirement on labeled operational data. Section 3 is devoted to the conditioning approach to efficient DNN testing, and Section 4 to the empirical evaluation of the approach. We then review related work in Section 5, before concluding the paper with Section 6.

2 OPERATIONAL TESTING OF DNNs

In this section we briefly introduce DNN, examine the problem of testing DNNs as software artifacts in operation context, and then discuss the insights for and the challenges to efficient DNN Testing.

2.1 Deep Neural Network

A deep neural network (DNN) is an artificial neural network (ANN) with multiple layers between the input and output layers. The DNN finds the correct mathematical manipulation to turn inputs into their corresponding outputs, whether it is a linear relationship or

a non-linear relationship. Concretely, the inputs of a next layer is the linear combinations of outputs of its previous layer, and the existence of activation functions ϕ makes the model nonlinear. The following figure is a simple example of the neural network.

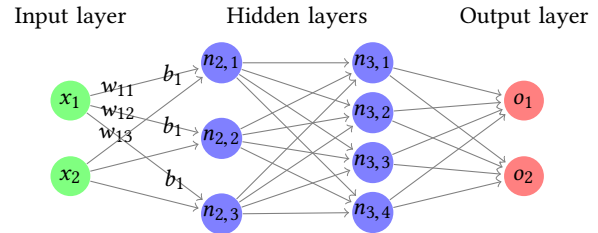


Figure 1: A simple neural network

Similar to other machine learning models, a DNN is also initially fit on a training dataset, which is a set of examples used to fit the parameters (i.e., weights $w_{i,j}$ and biases b_i of connections between neurons). What DNN actually learned is a posterior probability distribution, denoted as $p(y | \mathbf{x})$. For example, for a k -classification problem, DNN will give k posterior probability functions $p(y = i | \mathbf{x})$, $i = 1, 2, \dots, k$ for the given input \mathbf{x} . And then the predicted label for this input is the class corresponding to the maximum posteriori probability, i.e. $f(\mathbf{x}) = \arg \max_i p(y = i | \mathbf{x})$.

2.2 The DNN Testing Problem

When a previously trained DNN model is adopted as an integral part of a software system deployed in a specific environment, it may drastically underperform its expected accuracy. There can be different causes, such as under-fitting or over-fitting of the model to the training data set, or the data distribution discrepancy between the training set and the data emerged in the operation context. The latter is especially nasty and often encountered in practice. Therefore, as any software artifacts, a DNN model must be sufficiently tested before being put into production.

DNN testing is different from traditional software testing aiming at identifying error-inducing inputs¹. DNN implements a kind of inductive reasoning, which is fundamentally different from human written programs based on logic deductions. As a consequence, for a trained DNN there does not exist a certain and universal oracle for testing. Elaborately, the testing of DNNs has to be

Statistical Contrasting to human written programs with certain intended behaviors, as a statistical machine learning model, a DNN offers only some probabilistic guarantee, i.e., to make *probably* correct prediction on *most* inputs it concerns [14]. In fact, mispredictions on a small portion of inputs are *expected*, and in some sense *intentional*, in order to avoid overfitting and maximizing generality.

Holistic Up to now there is no viable rationale interpretation of DNNs’ internal behaviors on individual inputs [1, 22]. This means that DNNs are essentially blackboxes although their

¹To be fair, there are different purposes of testing machine learning programs [4], including those searching for adversarial inputs [25, 27, 33, 35, 39, 40, 42]. There are also reliability estimation through operational testing for conventional software systems [10, 12, 23]. We will discuss them later in Section 5.

computation steps are visible. Also, a detected fault with a specific input is hardly helpful for “debugging” the DNN.

Operational Moreover, testing of DNNs without considering their operation context is meaningless. This is implied by the No Free-Lunch Theorem [41], which says that, considering all possible contexts, no machine learning algorithm is universally any better than any other [14].

So generally the task of testing a DNN as a software component is, giving a previously trained DNN model and a specific operation context, to decide how well the model will perform in this context, which is expressed in statistical measures the estimated accuracy² of prediction. This task should be easy if we had enough *labeled* data that well represent the operation context and suffice accurate estimation. However, in practice, although unlabeled data can be collected from the operation environment, labeling them with high-quality is often expensive.

For example, considering an AI-aided clinical medicine scenario [32] where a hospital is going to adopt a DNN model to predict MRI images to be malignant or benign. Suppose that the model is previously trained by a foreign provider with its proprietary dataset, and thus the hospital needs to gauge it against native patients and local equipment settings. The hospital may collect a lot of images by scanning patients and volunteers, but labeling them is much more expensive because not only advanced human expertise, but also some complicated laboratory testings and even intrusive biopsies are required.

Therefore, a central problem of DNN testing is how to accurately estimate DNNs’ performance in their operational context with small-size samples³ of labeled data. Or in other words, *given a budget of cost in labeling examples, how to make the estimation of a DNN’s performance as accurate as possible.*

Figure 2 illustrates the process of efficient operational DNN testing. The goal is that, with some sophisticated test data selection, one only needs to label a small portion of operational data to achieve enough precision for the estimation of operational accuracy.

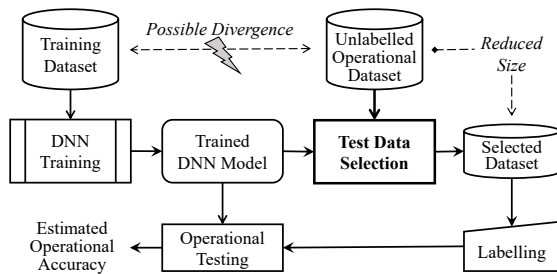


Figure 2: Efficient operational DNN testing

²In this paper we consider only accuracy that is the proportion of examples for which the model predicts correctly. However, the proposed method is generally applicable to other performance measures.

³There is a common mistake of regarding a sample of more than 30 elements as large enough [3]. As we will see in Section 4, we often need much more.

2.3 Improving Testing Efficiency through Conditioning

Clearly, the above description of DNN testing resembles statistical sampling and estimation, whose efficiency can be improved with variance reduction techniques [34]. In the following we briefly introduce the simple random sampling as the baseline estimation method, and then discuss how conditioning can help with some inspirations from the coverage-oriented testing of conventional programs.

Sampling is the process of selecting a group of individuals from a population in order to study them and estimate the property of population. Specifically, suppose that there is a fixed parameter $\theta = \mathbb{E}[H(X)]$ that needs to be estimated, where $X : \Omega \rightarrow \mathcal{D} \subset \mathbb{R}^d$ is a random variable corresponding to the observed data, and $H : \mathcal{D} \rightarrow \mathbb{R}$ is the model of interest. For example, when estimating the accuracy of a DNN model, H is defined as $H(x) = 1$ if the DNN correctly predicts x ’s label, and 0 otherwise. Note that $H(X)$ is also a random variable. An estimator of θ is denoted by the symbol $\hat{\theta}$.

The basic sampling method is *Simple Random Sampling* (SRS). SRS draws i.i.d. replications x_1, \dots, x_n directly from the population. The i.i.d. condition requires that each individual is chosen randomly and entirely by chance, such that each individual has the same probability of being chosen, and each set of n individuals has the same probability of being chosen for the sample as any other set of n individuals. And the estimator $\hat{\theta}$ is computed as the average of each estimate,

$$\hat{\theta} = \frac{H(x_1) + \dots + H(x_n)}{n}. \quad (1)$$

This is an unbiased estimator, i.e. $\mathbb{E}[\hat{\theta}] = \theta$. The efficiency of SRS is expressed statistically by its variance $\text{Var}[\hat{\theta}] = \frac{1}{n} \text{Var}[H(X)]$.

Despite of its simplicity, SRS is quite effective in practice if we can draw a sufficiently large i.i.d. sample. Without further information about $H(X)$ we can hardly improve over SRS. An often used strategy is *conditioning*, i.e., to find a random variable or vector Z , on which ideally $H(X)$ strongly depends, and leverage the law of total variance:

$$\text{Var}[H(X)] = \mathbb{E}[\text{Var}[H(X|Z)]] + \text{Var}[\mathbb{E}[H(X|Z)]] \quad (2)$$

Intuitively, the law says if we “interpret” $H(X)$ with Z , the variance of $H(X)$ can be decomposed to those not explained by Z (the first term on the right hand), and those due to Z (the second term). Note that $\mathbb{E}[H(X|Z)]$ itself is a function on Z , and

$$\mathbb{E}[H(X)] = \mathbb{E}[\mathbb{E}[H(X|Z)]] \quad (3)$$

So we can sample from Z ’s distribution and estimate $\mathbb{E}[H(X|Z)]$ instead of $H(X)$, taking the advantage that the former has a smaller variance than the latter.

If we can make a complete sample of Z , i.e., covering all possible values z_i for Z , the variance of our estimation will be only those introduced in estimating $\mathbb{E}[H(X|z_i)]$ for each z_i . This is exactly what *Stratified Sampling* does. Further more, if the value of $H(X)$ is fully determined by Z , we will have zero variance.

These two ideal conditions are hard to satisfy, especially in complex scenarios such as operational software testing. However, the insights are clear: *to improve the efficiency of testing as estimation, we need*

- (1) to identify an observable factor Z that affects $H(X)$ the performance (accuracy) as much as possible, so that the variance of $H(X)$ conditioned under each z_i is minimized, and
- (2) to draw as representative as possible samples for Z , so that the uncertainty due to Z can be well handled.

These two aspects can be conflicting in practice. Intuitively, the more “precise” Z the interpretation for $H(X)$ is, the finer grained it has to be, and the harder it can be sufficiently represented by a small-size sample. It is crucial to strike a good balance between them with a deliberately chosen Z .

It is inspiring to use this viewpoint to examine the structural coverage-directed testing of conventional programs, despite of the difference that structural coverages are mainly used to identify error-inducing inputs. The efficacy of a structural coverage comes from

- (1) the *homogeneity* of inputs covering the same part of a program – either all or none of them induces an error, so that testing efficiency can be improved by avoiding duplications, and
- (2) the *diversity* of inputs indicated by coverage metrics, so that testing completeness can be improved by enforcing a high coverage to touch corner cases in which rare errors may hide.

Evidently, these two heuristics resemble the two insights of conditioning.

In this sense, the conditioning techniques for testing efficiency improvement can be regarded as a generalization of structural coverages in conventional white-box software testing. However, it turns out to be challenging to apply this idea to the testing of DNNs, because of

- (1) the *blackbox nature of DNNs*. There is no obvious structural features like program branches or execution paths of human written programs that intuitively provide the needed homogeneity, and moreover,
- (2) the *curse of dimensionality*. For DNNs, a powerful interpreting factor Z for model accuracy is often a high dimensional vector, which makes it very difficult to represent with a small-size sample but without huge uncertainty.

We will discuss how to meet these challenges in the next section.

3 EFFICIENT DNN TESTING METHODS

First, let us state our problem of efficient operational DNN testing more specifically:

PROBLEM. Given \mathcal{M} a trained DNN model, and S a set of N unlabeled examples collected from an operation context, instead of labeling all these N examples, select and label a subset $T \subseteq S$ with a given size budget $n = |T| \ll N$, and use T to estimate the accuracy of \mathcal{M} on S , with an as small estimation error as possible.

Leveraging the information provided by \mathcal{M} and S , we try to achieve efficient estimation through conditioning. We first discuss stratified sampling conditioning on confidence, which is simple but unfortunately fragile and limited to classifiers. Then we present a solution that conditions on representations learned by \mathcal{M} , and approximates the distribution of S through cross-entropy minimization.

3.1 Stratification according to confidence

As discussed earlier, the key to improve the estimation efficiency is to find a random variable Z that is strongly correlated to the accuracy of the model \mathcal{M} , and whose distribution is easy to sample. A natural choice is the confidence value $c(\mathbf{x})$ provided by some classifier models when predicting the label for \mathbf{x} . Obviously, predictions with a higher confidence will be more likely to be correct, if the classifier is reliable.

Since the confidence is a bounded scalar, we can divide its range into k sections, and stratify the population S into k strata $\{S_1, \dots, S_k\}$ accordingly. Thus the probability of an example belonging to S_j is $P_j = \frac{|S_j|}{|S|}$, $1 \leq j \leq k$. From each stratum S_j , randomly taking n_j elements such that $\sum_{j=1}^k n_j = n$. Then the accuracy of \mathcal{M} on S is estimated as

$$\hat{acc} = \sum_{j=1}^k P_j \mathbb{E}[H(\mathbf{x}) | \mathbf{x} \in S_j] = \sum_{j=1}^k P_j \left(\frac{1}{n_j} \sum_{i=1}^{n_j} H(\mathbf{x}_{j,i}) \right) \quad (4)$$

A simple strategy is to use *proportional allocation*, i.e., $n_j = P_j \cdot n$, and $\hat{acc}_{\text{prop}} = \frac{1}{n} \sum H(\mathbf{x}_{j,i})$. However, although safe [8], proportional allocation may be suboptimal.

The variance of a stratified estimator is the sum of variances in each strata: $\text{Var}(\hat{acc}) = \sum_{j=1}^k \text{Var}(H(\mathbf{x} | \mathbf{x} \in S_j))$. It can be further reduced if we allocate more examples in strata that are less even. Specifically, we can guess that a stratum with a lower confidence should fluctuate more in the accuracy. So we should take more examples from those low-confidence strata.

The optimal stratification and example allocation depend on the actual distribution of the variance of $H(X)$ conditioned on the confidence, which is not known *a priori*. They have to be determined according to experience and pilot experiments.

Unfortunately, confidence-based stratified sampling is not robust for operational DNN testing. It performs very well when the model is perfectly trained for the operation context. However, as shown in our experiments reported in Section 4, when the model is not well-fitted to the operational data set, its performance drops drastically. Note that this unfavorable situation is the motivation for operational DNN testing. It is not difficult to see the reason – when the model predicts poorly in the operation context, the confidence values it produces cannot be trusted. In addition, confidence values are not readily available in regression tasks. Therefore, we propose another variance reduction method based on behaviors of neurons.

3.2 Conditioning on representation

A better choice for the condition random variable Z is the output of neurons in the last hidden layer. It is often viewed as a learned representation of the training data that makes the prediction easier [14, p. 6 and p. 518]. Although not necessarily comprehensible for human, the representation should be more stable than the prediction when the operation context is drifting.

For a trained DNN model \mathcal{M} we consider its last hidden layer L consisting of m neurons denoted by $e_i, i = 1, \dots, m$. We divide D_{e_i} , the output of each neuron e_i , into K equal sections $\{D_{e_i,1}, \dots, D_{e_i,K}\}$, and define function $f_{e_i}(\mathbf{x}) = j$ if the output of e_i for input \mathbf{x} belongs to $D_{e_i,j}, 1 \leq j \leq K$.

Hence the conditional variable Z is a vector (Z_1, \dots, Z_m) , $Z_i \in \{1, \dots, k\}$, $1 \leq i \leq m$. Let $S_{z_1, \dots, z_m} = \{\mathbf{x} \in S \mid f_{e_i}(\mathbf{x}) = z_i, 1 \leq i \leq m\}$ be a subset of S whose elements are mapped onto $\mathbf{z} = (z_1, \dots, z_m)$ by the model. The probability distribution $P_S(\mathbf{z})$ of Z is defined with the operational data set S as

$$P_S(z_1, \dots, z_m) = \frac{|S_{z_1, \dots, z_m}|}{|S|} \quad (5)$$

However, considering the high dimensionality of Z , it is challenging to take a typical sample T from the whole test set S according to Z 's distribution, never to mention applying stratified sampling. Note that we cannot use artificial examples generated according to Z 's distribution because we need to evaluate the model's accuracy on real data in the given operation context. Now the problem is how to select a small-size sample from a finite population which itself is sparsely distributed in a high dimensional space, such that the sample is as "representative" as possible for the population.

To this end, we propose to select a typical⁴ sample T by minimizing the cross entropy [14] between $P_S(Z)$ and $P_T(Z)$:

$$\begin{aligned} \min_{T \subset S, |T|=n} CE(T) &= H(P_S, P_T) \\ &= - \sum_{\mathbf{z} \in \{1, \dots, K\}^m} P_S(\mathbf{z}) \log P_T(\mathbf{z}), \end{aligned} \quad (6)$$

where

$$P_T(z_1, \dots, z_m) = \frac{|T_{z_1, \dots, z_m}|}{|T|} \quad (7)$$

In this high-dimensional case, the minimization is hard to compute directly, partially because of the sparseness of S and T in Z 's space. Fortunately, it is observed that a DNN typically reduces the correlation among neurons in the last hidden layer [20], thus we can take an approximation by assuming that they are independent of each other in computing the minimization. In this case we can minimize $CE(T)$ through minimizing $\overline{CE}(T)$ the average of the cross entropy between $P_S(Z)$ and $P_T(Z)$ on each dimension:

$$\min_{T \subset S, |T|=n} \overline{CE}(T) = - \frac{\sum_{i=1}^m \sum_{z_i=1}^K P_S^{e_i}(z_i) \log P_T^{e_i}(z_i)}{m}, \quad (8)$$

where

$$P_S^{e_i}(z_i) = \frac{|\{\mathbf{x} \in S \mid f_{e_i}(\mathbf{x}) = z_i\}|}{|S|} \quad (9)$$

and $P_T^{e_i}(z_i)$ is defined similarly.

Furthermore, the optimal solution of $CE(T)$ is achieved when $P_S(\mathbf{z}) = P_T(\mathbf{z})$, $\mathbf{z} \in \{1, \dots, K\}^m$ [37]. Therefore, the estimator for model accuracy $\mathbb{E}[H(X)]$ is given by:

$$\begin{aligned} \hat{acc} &= \sum_{\mathbf{z} \in \{1, \dots, K\}^m} P_T(\mathbf{z}) \mathbb{E}[H(\mathbf{x}) \mid Z = \mathbf{z}] \\ &= \sum_{\mathbf{z} \in \{1, \dots, K\}^m} P_T(\mathbf{z}) \frac{\sum_{\mathbf{x} \in T_{z_1, \dots, z_m}} H(\mathbf{x})}{|T_{z_1, \dots, z_m}|} \\ &= \frac{\sum_{\mathbf{x} \in T} H(\mathbf{x})}{|T|} = \frac{\sum_{i=1}^n H(\mathbf{x}_i)}{n} \end{aligned} \quad (10)$$

Note that this estimator is unbiased according to Equation 3.

⁴cf. Shannon's concept of typical set [18, 29].

To solve the optimization problem of Equation 8, we propose an algorithm (Algorithm 1) similar to random walk [36]. Elaborately, we first randomly select p examples as the initial sample set T , and repeatedly enlarge the set by a group Q^* of q examples until we exhaust the budget of n . At each step, Q^* is selected from ℓ randomly selected groups, minimizing the cross entropy.

Algorithm 1 Test Input Selection

Input: Original unlabeled test set S , DNN \mathfrak{M} , the budget n for labeling inputs.

Output: Selected test set T ($|T| = n$) for labeling.

- 1: Selecting randomly p examples as the initial test set T .
- 2: **while** $|T| < n$ **do**
- 3: Randomly select ℓ groups of examples, Q_1, \dots, Q_ℓ . Each group contains $\min(q, n - |T|)$ examples.
- 4: Choose the group that minimizes the cross entropy, i.e.,

$$Q^* = \min_{Q_i} \overline{CE}(T \cup Q_i), i = 1, \dots, \ell. \quad (11)$$

- 5: $T \leftarrow T \cup Q^*$.
 - 6: **end while**
-

Finally, there is an intrinsic connection between structural coverage and the cross entropy in Equation 6. Structural coverages actually assume the probability of $P_S(\mathbf{z})$ to be a constant. In this case, minimizing $CE(T)$ becomes maximizing $\sum_{\mathbf{z} \in \{1, \dots, K\}^m} \log P_T(\mathbf{z})$, which equals to maximizing $\prod_{\mathbf{z} \in \{1, \dots, K\}^m} P_T(\mathbf{z})$. Since $\sum_{\mathbf{z} \in \{1, \dots, K\}^m} P_T(\mathbf{z}) = 1$, it is to even the distribution $P_T(\mathbf{z})$, which is actually to maximize the coverage so that more instances of \mathbf{z} are covered.

4 EVALUATION

Cautious readers may have noted that our approach leverages several heuristics and approximations, including the stableness of the representation learned by a DNN model despite of the possible drift of its operational data, the independence between the outputs of neurons in the last hidden layer, and the optimization through random walk in Algorithm 1. Thus, a systematic empirical evaluation is needed to validate the general efficacy of the approach.

In the following, we first briefly introduce the implementation of our approach, then discuss some different situations faced by operational DNN testing, and how experiments are designed accordingly. After that we present the results of the experiments, which unanimously confirm that our approach greatly improves testing efficiency.

4.1 Implementation

We implemented our approach using Tensorflow 1.12.0 and Keras 2.2.4 DL frameworks. The code, along with the experiment data, can be found at <https://figshare.com/s/6bfb5fb0529a02b86cb5>.

For the confidence-based stratified sampling (CSS), we use an optimal setting achieved through pilot experiments. The population is partitioned into three strata. The 80% examples of the whole operational dataset with the highest confidence are assigned to the first stratum, the next 10% to the second stratum, and the lowest 10%

to the third stratum. To draw a sample with size n , we take $n \cdot 20\%$, $n \cdot 40\%$, and $n \cdot 40\%$ examples from the three strata, respectively.

For the cross entropy-based sampling (CES) that implements the conditioning on representation, we set K the number of sections for each neuron to 20. This is not necessarily the best number, but is reasonable considering the tens-to-few-hundreds examples are expected to be sampled. In implementing Algorithm 1, we select $p = 30$ initial examples, and enlarge the set by $q = 5$ examples in each step. The number of random groups examined in each step ℓ is set to 300. These parameters are fixed in all experiments except for those with very small operational test sets (to be detailed in Section 4.3.4). Further optimizations of these parameters is possible, but the above values are already sufficient for achieving a significant efficiency improvement over SRS.

4.2 Experiment Design

Generally, operational DNN testing is to detect the performance loss of a DNN model when used in a specific operation context. Here we assume that the model is well trained with its training set, and do not explicitly consider the problems usually addressed in the training process, such as under-fitting or over-fitting. Hence the performance loss is likely to be caused by

- *Polluted training set.* The training set is mutated by an accident or malicious attack, and thus a mutated model is generated.
- *Different system settings.* For example, the model might be trained with high-resolution examples but used to classify low-resolution images due to the limitation of the camera equipped in the system.
- *Different physical environment.* For example, the lightening condition may vary in the operation environment.

In addition, we need to consider the differences in the purpose (classification or regression), the scale of DNN models, and the size of unlabeled operational test sets.

With these considerations, as shown in Table 1, we designed 20 experiments in total, which varied in the training sets, the DNN models, the operational testing sets and thus the actual operational accuracies. DNN models with very different structures were used in these experiments. Table 2 lists the numbers of their layers and neurons.

The first group of experiments (No.1-6, results to be discussed in Section 4.3.1) were designed to study the effect of a polluted training set, and to see whether the conditioning approaches were robust when the actual accuracy varied. The second group of experiments (No.7-12, Section 4.3.2) simulated different physical environment conditions, and the third group (No.13-16, Section 4.3.3) were for different system settings.

In these experiments, we compared the mean squared errors $MSE(\hat{acc})$ of different estimated accuracy \hat{acc} from different estimators. They were the SRS estimator (Section 2.3), the confidence-based stratified sampling estimator (CSS, Section 3.1), and the cross entropy-based sampling estimator (CES, Section 3.2). Each experiment was repeated 50 times on each sample size of 35, 40, ..., 180. The mean square error was computed as $\frac{1}{50} \sum_{i=1}^{50} (\hat{acc}_i - acc)^2$, where \hat{acc}_i and acc were the estimated and actual operational accuracy, respectively. Note that because all these estimators are unbiased,

Table 1: Design of experiments

No.	Train Set	Model	Operational Test Set	Actual Acc. (%)	E-Value CES/SRS
1	MNIST	LeNet-1	MNIST	93.1	0.588
2		LeNet-4		96.8	0.655
3				98.7	0.708
4	Mutant1 ^a	LeNet-5		79.5	0.499
5	Mutant2 ^a			77.3	0.380
6	Mutant3 ^a			79.1	0.478
7	Driving	Dave-orig	Driving	90.4 ^b	0.592
8		Dave-drop		91.8 ^b	0.588
9		Dave-orig	patch	88.3 ^b	0.426
10		Dave-drop		83.5 ^b	0.526
11		Dave-orig	light	89.8 ^b	0.375
12		Dave-drop		88.5 ^b	0.481
13	ImageNet	VGG-19	ImageNet	72.7	0.567
14		ResNet-50		75.9	0.471
15		VGG-19	resolution	63.3	0.470
16		ResNet-50		68.8	0.436
17	Mutant1 ^a	LeNet-5	MNIST-100	78.6 ^c	0.443 ^c
18			MNIST-300	78.4 ^c	0.375 ^c
19	Driving	Dave-orig	patch-100	86.9 ^c	0.594 ^c
20			patch-300	88.3 ^c	0.549 ^c

^a The three mutated models are trained by changing the labels of training data: $8 \leftrightarrow 0$, $7 \leftrightarrow 1$, $9 \leftrightarrow 3$, respectively.

^b Since the steering angle is a continuous value, we use 1-MSE (Mean Squared Error) as the accuracy.

^c It is the mean value of 30 experiments with different randomly selected test sets.

Table 2: Layers and neurons of DNNs

Model	LeNet-			DAVE-		VGG-19	ResNet-50
	1	4	5	orig	drop		
Neurons	52	148	268	1,560	844	16,168	94,059
Layers	7	8	9	13	15	25	176

the MSE can be regarded as the estimation variance, whose square root, i.e., the standard deviation, is plotted in the Figures 3, 4, and 7.

The final group of experiments (No. 17-20, Section 4.3.4) were designed to see whether our approach still worked in cases that only a small number of unlabeled operational examples were available. We tested cases of taking a sample of size 30 from an operational test set of size 100, and of taking a sample of 50 from 300.

In addition to the visual plotting of standard deviations, we also computed the relative efficiency of two estimators as $E = \sigma_1^2 / \sigma_2^2$ the ratio between their variances. Considering that the variance of an SRS estimator is inversely proportional to the sample size, E actually indicates the rate of sample size reduction. We list the averaged E values⁵ of CES to SRS for each experiment in the last column of Table 1.

Experiments with the ImageNet dataset (No. 13-16) were conducted on a Linux server with two 10-core 2.20GHz Xeon E5-2630 CPUs, 124 GB RAM, and 2 NVIDIA GTX 1080Ti GPUs, and other

⁵The smaller the better.

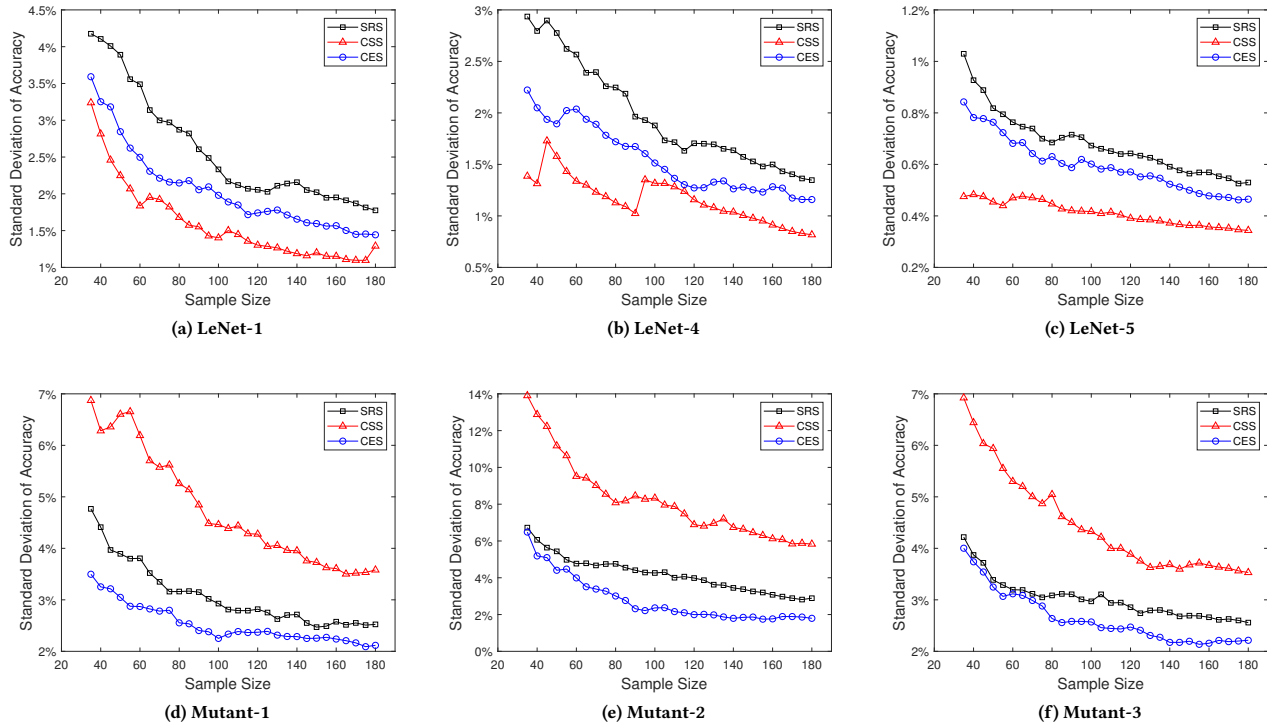


Figure 3: Experiments with MNIST

experiments were on a Linux laptop with an 2.20GHz i7-8750H CPU, 16 GB RAM, and a NVIDIA GTX 1050Ti GPU. For a feeling about the computational cost of sampling with CES, we observed that, to select out a sample of size 100, it took 8.27s for MNIST/LeNet-5, 20.50s for Driving/Dave-orig, and 420.09s for ImageNet/VGG-19.

4.3 Experiment Results

4.3.1 Experiments with the MNIST dataset. Experiments 1-6 were conducted on the MNIST dataset [21] that is widely used in machine learning research. It is a handwritten digit dataset consisting of 60,000 28×28-pixel training images and 10,000 testing images in 10 classes. With this dataset, we trained three LeNet family models (LeNet-1, LeNet-4, and LeNet-5) [21].

Experiments 1-3 tested the ideal situation where the training set and testing set were both original. Experiments 4-6 the models were trained with mutated training set, but tested with the original testing images as the operational dataset. The mutated training set is obtained by exchanging the labels of training data.

From the first row of Figure 3 we can see that, when there was no divergence between the training data and the operational data, the CSS estimator performed particularly well, achieving a 0.379, 0.372, and 0.198 average efficiency relative to SRS for the three models tested, respectively. However, the second row of Figure 3 tells a completely different story. In this case, the training set was mutated, and CSS performed very bad, with a 3.263, 3.836, and 2.919 average relative efficiency, respectively. Clearly, the CSS

estimator is not robust to the divergence between the training data and operational data.

On the contrary, the CES estimator consistently outperformed SRS in both cases. From Figure 3 and the relative efficiency values listed in Table 1, we can see that CES only required about a half of labeled data to achieve the same level of precision of estimation.

The result of Experiment 3 also suggests that, when the operational accuracy was very high (about 99%), the benefit of our CES diminished, to a level saving about 30% labeling effort. However, this should not be a problem because the accuracy is high, and in this situation we can switch to CSS if needed.

4.3.2 Experiments with the Driving dataset. The next 6 experiments were conducted on the Driving dataset⁶. It is the Udacity self-driving car challenge dataset containing 101,396 training and 5,614 testing examples. This is a regression task that predicts the steering wheel angle based on the images captured by a camera equipped on a driving car. Two pre-trained DNNs (DAVE-orig and DAVE-dropout [7]) were used in our experiments.

Experiments 7 and 8 tested the ideal situation where the operational test set is untouched. Experiments 9-12 used mutated operational data simulating unideal physical environment conditions, with the two methods used by DeepXplore [35]: occlusion by small rectangles simulating an attacker blocking some parts of a camera (Experiments 9 and 10) and lighting effects for simulating

⁶The dataset can be accessed at <https://udacity.com/self-driving-car>

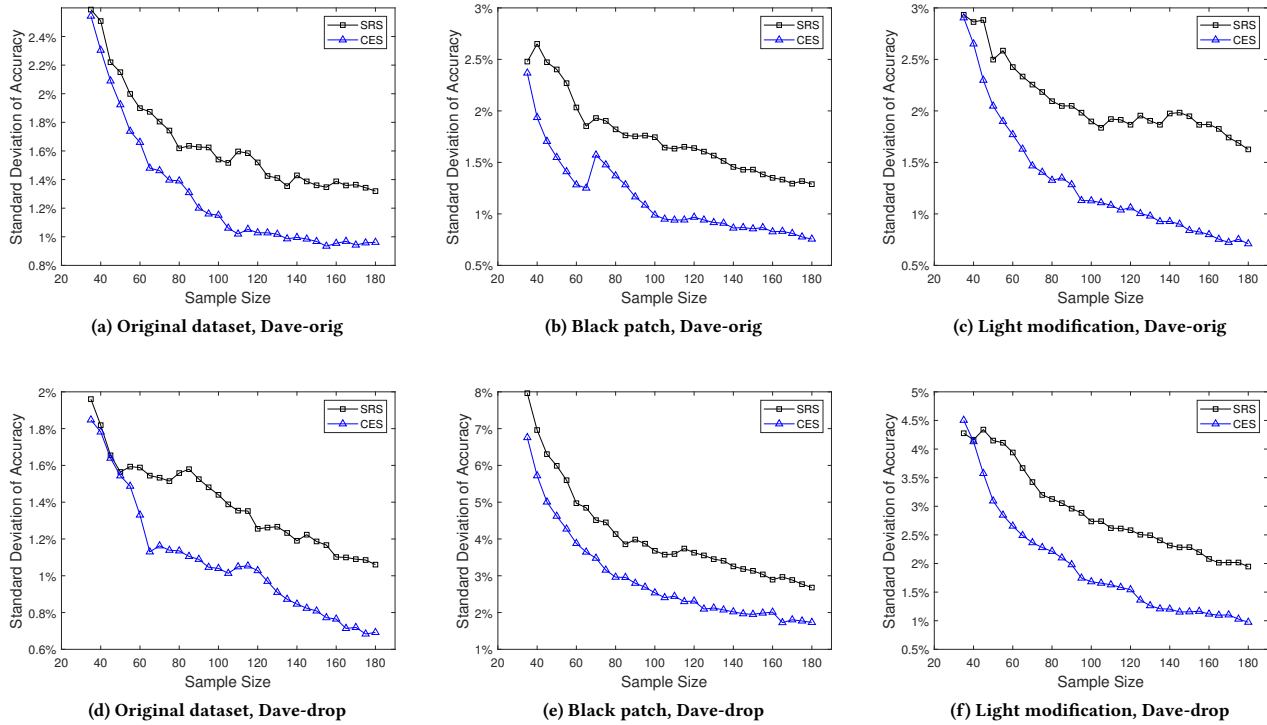


Figure 4: Experiments with Driving dataset




Figure 5: Mutations of the Driving test data

different intensities of lights (Experiments 11 and 12). Figure 5 illustrates the mutations.

Figure 4 plots the mean squared errors of CES and SRS for each of the 6 experiments. Because the regression models did not provide confidence values, the CSS estimator could not be applied in these experiments.

The results show that CES also worked well for regression tasks, and achieved 0.375-0.526 relative efficiency w.r.t SRS when divergence between training data and operational data existed.

4.3.3 *Experiments with the ImageNet dataset.* The ImageNet [11] dataset is chosen for the last 4 experiments. It is a large collection of more than 1.4 million images as the training data and other 50,000 as the test data, in 1,000 classes. Two large scale pre-trained models, viz. VGG-19 [38] and ResNet-50 [17] were taken as the subject.

Again, Experiments 13 and 14 used the original test set as the operational data. Experiments 15 and 16 used low resolution images as the operational testing data, which were obtained by downsampling the images in the original test set, as shown in Figure 6.

The results of these experiments, as shown in Figure 7, are consistent with previous ones. It is quite impressive that the CES achieved a standard deviation of a little more than 2% with only 180 labelled examples, considering the 1,000 classes of images. It indicates that our CES method also performed well for large DNN models, with or without the divergence between training data and operational data.

4.3.4 *Experiments with small operational datasets.* We randomly selected 100 and 300 examples from the MNIST test set and the Driving test set as unlabeled operational test set. Then SRS and our CES were applied to reduce them to 30 and 50 for labeling, respectively.

Considering the small sizes of the operational test sets, for better numerical precision in the calculation of Equation 6, we minimizing



Figure 6: Mutation of the ImageNet test data

$D_{KL}(P_T, P_S)$ instead of $D_{KL}(P_S, P_T) = CE(T) - H(P_S)$. We also set the number of initial test set $p = 5$ in Algorithm 1 to fit the small sample sizes.

Each of the experiments was repeated for 30 times, and the averages, standard deviations, and maximums of relative efficiency are presented in Table 3. We can see that, our approach still achieved average relative efficiency of 0.375-0.594. We also found that in almost all cases our approach outperformed SRS, despite of the expected fluctuation in efficiency. The result indicates that our approach worked well even in the case that only a very small operational dataset was available.

Table 3: Relative efficiency in case of small test sets

No.	Average	Standard Deviation	Maximum
17	0.443	0.154	0.103
18	0.375	0.115	0.657
19	0.594	0.265	0.946
20	0.549	0.162	0.903

5 RELATED WORK

The operational DNN testing addressed by this paper is in line with conventional operational testing for software reliability engineering, but with different subjects, constraints and solutions. The work is also complementary to a line of recent research on DNN testing, especially those hunting for adversarial examples leveraging structural coverages. In the following, we briefly discuss these related work and highlight how our works differs from them.

5.1 Operational Software Testing

The purpose of software testing for human written programs can be either *fault detection*, i.e., to find one or more error-inducing inputs for the program under test, or *reliability assessment*, i.e., to estimate

the chance that the program will err in an operation environment. Frankl et al. [12] named these two kinds of testing *debug testing* and *operational testing*, respectively. Both of them are integral parts of Software Reliability Engineering [24, 31], but they are different in philosophy and technology.

Operational testing emphasizes maximal improvement of system reliability in operation with limited testing resources, so it focuses more on bugs encountered more often in the operation context. Debug testing aims at finding as more bugs as possible without explicit consideration of their occurrences in operation. The rationales include the belief that software, as logic products, should be correct in all contexts, the unavailability of precise operational profile [31], and the need for finding rare bugs for systems demanding high reliability.

Technically, operational testing heavily uses statistics and randomization. A common theme is to minimize the variance of the estimator for reliability through optimal allocations of testing cases, e.g., [19, 23, 30]. For debug testing, a frequent research topic is the automatic generation of test cases with the information provided by the program itself or its models. Particularly, structural coverage criteria are used to guide the test case generation [2, 9, 13].

Recently, Russo et al. showed that further reliability improvement can be achieved by combining the strengths of operational testing and structural coverages [5, 10]. In addition, Böhme called for a general statistical framework for software testing, and proposed to view software testing as species discovery in order to borrow results from ecological biostatistics [6].

Our work is similar to conventional operation testing in minimizing estimation variance with limited testing resources. But we do not have operation profiles except for the unlabeled operational data. Instead of using adaptive estimate-allocate-test iterations, we leverage the representation information of the DNN under testing to achieve efficient sampling in one step. In a sense our conditioning on representation can be viewed as a generalization of the idea behind structural coverages in debug testing, as discussed earlier.

5.2 DNN Testing

Here we focus on the testing of well trained DNN models as software artifacts, and do not consider the validation steps included in the training process [14].

5.2.1 Structural coverage criteria. Recently there is an increasing interest in software testing of machine learning programs [4]. Especially, some authors proposed several structural coverage criteria for DNN testing, borrowing the concept of structural coverage criteria for human written programs [25, 27, 35, 39, 40]. The basic idea, is to generate *artificial* examples to cover “corner” cases of the DNN model that usual test inputs are unable to touch. The efficacy of the criteria were illustrated by the *adversarial* examples found in the testing. An adversarial example is a slightly perturbed example that fools the DNN model.

The criteria can be roughly classified into three types:

- *Neuron-Activation coverage:* DeepXplore [35] defines the *neuron coverage* of a neural network as the percentage of neurons that are activated by the given test set. It uses this coverage, joint with gradient-based optimization, to search for adversarial examples, which are automatically decided by cross-referencing three DNN

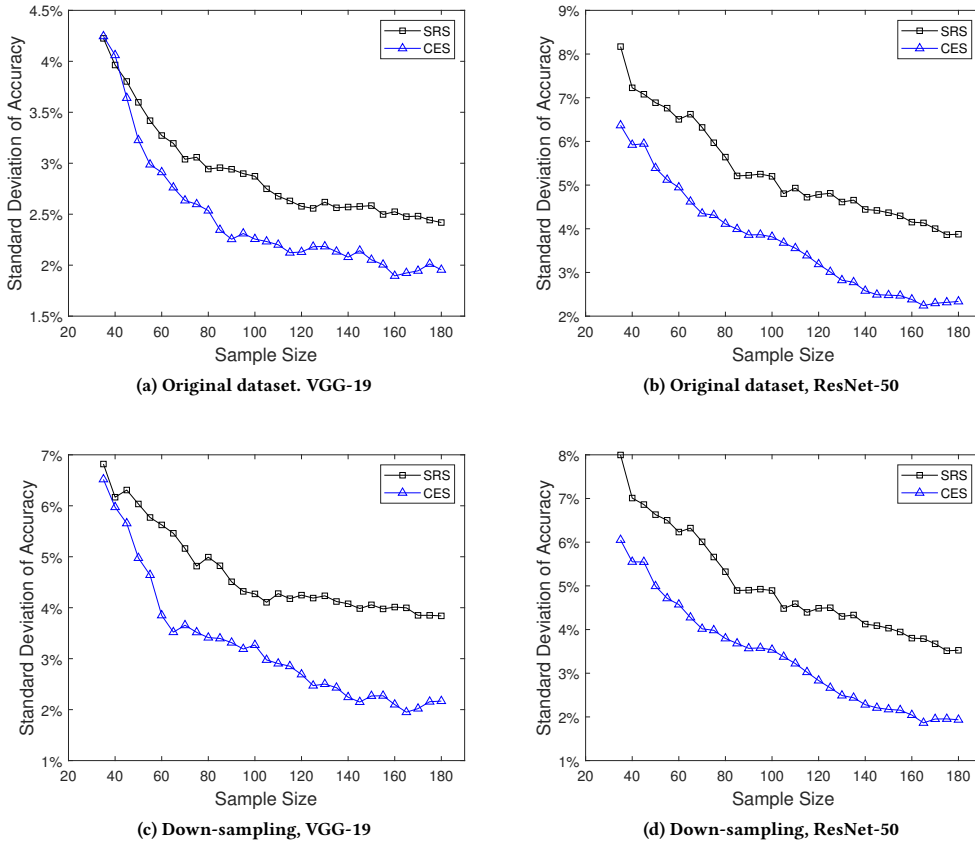


Figure 7: Experiments with on ImageNet

models. The weakness of this criterion is that it can be saturated with a small number of test inputs.

- *Neuron-Output coverage*: DeepGauge [25] proposes finer-grained criteria to overcome the weakness. It divides the output of each neuron into k equal sections, and defines the k -multisection coverage as the number of chunks that have been covered by the test set. In addition, the authors also considered the touch of outputs out of the k sections with *neuron bound coverage*.
- *Neuron-Combination coverages*: The problem of coverage saturation can also be solved with the combination of neuron states. DeepCover [39] and DeepCT [27] use this strategy. Inspired by the MC/DC coverage [16], DeepCover proposes a family of coverage metrics that are very fine-grained.

Technically, our work has some similarity to DeepGauge in that we also divide a neuron’s output into multiple sections. However, we consider only the neurons in the last hidden layer, and leverage the probabilistic distribution of operational data in these sections. More fundamentally, our approach is not aimed at generating artificial inputs, but sampling from the unlabeled operational data set, in order to reduce the cost of labeling.

5.2.2 *DNN testing for other purposes*. DNN testing is also conducted for purposes other than searching for adversarial examples [15]. For example,

- TensorFuzz [33] develops a coverage-guided fuzzing (CGF) method to quickly find numerical errors in neural networks, and expose the disagreements between neural networks and their quantized versions.
- DeepMutation [26] builds a DNN mutation testing framework. They simulate potential defects of DNNs through training data mutations such as data repetition, mislabeling, perturbation, shuffle and deletion, and program mutation, such as layer removal, layer addition, and activation function removal.
- MODE [28] conducts model state differential analysis to determine whether a model is over-fitting or under-fitting. It then performs training input selection that is similar to program input selection in regression testing.
- DeepRoad [42] uses Generative Adversarial Networks (GANs) to automatically generate self-driving images in different weather conditions for DNN testing.

It is part of our future work to investigate whether our technique can be used for these purposes.

6 CONCLUSIONS

A crucial premise for a trained DNN model to work well in a specific operation context is that the distribution it learned from the training data is consistent with the operation context. Operational testing must be carried out to validate this premise before adopting the model. Although deep learning is generally considered as an approach relying on “big” data, the operational testing of DNNs is often constrained by a limited budget for labeling operational examples, and thus it must take a “small” data approach that is statistically efficient.

In this paper we exploit the representation learned by the DNN model to boost the efficiency of operational DNN testing. It is interesting to see that although we cannot trust any result produced by the model beforehand (recall the unreliability of confidence in Section 3.1), we can still make use of its “reasoning”, despite of its opaqueness. The empirical evaluation confirmed the general efficacy of our approach based on conditioning on representation, which reduced the number of labeled operational examples by about a half.

Another interesting observation is that the homogeneity-diversity wisdom of structural coverage guided testing can be generalized to conditioning for variance reduction in reliability estimation. The importance of this generalization lies in its potential application to the testing of hybrid systems consisting of both DNNs and human written programs.

There are many possible optimizations left for future work, such as further variance reduction through adaptive importance sampling and reducing the volume of unlabeled operational data. However, the most important thing to us is how to reformulate the concept of “bug” and “debug”, in a statistical, holistic, and operational way that is required for DNNs.

ACKNOWLEDGMENTS

The authors would like to thank the anonymous referees for their suggestions. This work is supported by the National Key R&D Program of China (2017YFB1001801) and the NSFC (61690204, 61802170).

REFERENCES

- [1] Abubakar Abid, Amirata Ghorbani, and James Zou. 2019. Interpretation of Neural Networks is Fragile. In *Proceedings of the 33rd AAAI Conference on Artificial Intelligence (AAAI '19)*. Honolulu, Hawaii, USA.
- [2] Saswat Anand, Edmund K. Burke, Tsong Yueh Chen, John A. Clark, Myra B. Cohen, Wolfgang Grieskamp, Mark Harman, Mary Jean Harrold, and Phil McMinn. 2013. An orchestrated survey of methodologies for automated software test case generation. *Journal of Systems and Software* 86 (2013), 1978–2001.
- [3] Claudia Beletes, Ute Neugebauer, Thomas Bocklitz, Christoph Krafft, and Jürgen Popp. 2013. Sample size planning for classification models. *Analytica Chimica Acta* 760 (2013), 25–33. <https://doi.org/10.1016/j.aca.2012.11.007>
- [4] Housseem Ben Braiek and Foutse Khomh. 2018. On Testing Machine Learning Programs. *arXiv e-prints*, Article arXiv:1812.02257 (Dec. 2018), arXiv:1812.02257 pages. [arXiv:cs.SE/1812.02257](https://arxiv.org/abs/1812.02257)
- [5] Antonia Bertolino, Breno Miranda, Roberto Pietrantuono, and Stefano Russo. 2017. Adaptive Coverage and Operational Profile-Based Testing for Reliability Improvement. *2017 IEEE/ACM 39th International Conference on Software Engineering (ICSE)* (May 2017). <https://doi.org/10.1109/icse.2017.56>
- [6] Marcel Böhme. 2019. Assurance in Software Testing: A Roadmap. In *Proceedings of the 41st International Conference on Software Engineering: New Ideas and Emerging Results Track*.
- [7] Mariusz Bojarski, Davide Del Testa, Daniel Dworakowski, Bernhard Firner, Beat Flepp, Praseon Goyal, Lawrence D. Jackel, Mathew Monfort, Urs Muller, Jiakai Zhang, Xin Zhang, Jake Zhao, and Karol Zieba. 2016. End to End Learning for Self-Driving Cars. *CoRR* abs/1604.07316 (2016). [arXiv:1604.07316](https://arxiv.org/abs/1604.07316) <http://arxiv.org/abs/1604.07316>
- [8] T.Y. Chen, T.H. Tse, and Y.T. Yu. 2001. Proportional sampling strategy: a compendium and some insights. *Journal of Systems and Software* 58, 1 (Aug 2001), 65–81. [https://doi.org/10.1016/s0164-1212\(01\)00028-0](https://doi.org/10.1016/s0164-1212(01)00028-0)
- [9] Tsong Yueh Chen and Robert Merkel. 2008. An upper bound on software testing effectiveness. *ACM Transactions on Software Engineering and Methodology* 17, 3 (Jun 2008), 1–27. <https://doi.org/10.1145/1363102.1363107>
- [10] Domenico Cotroneo, Roberto Pietrantuono, and Stefano Russo. 2016. RELAI Testing: A Technique to Assess and Improve Software Reliability. *IEEE Transactions on Software Engineering* 42, 5 (May 2016), 452–475. <https://doi.org/10.1109/TSE.2015.2491931>
- [11] J. Deng, W. Dong, R. Socher, L.-J. Li, K. Li, and L. Fei-Fei. 2009. ImageNet: A Large-Scale Hierarchical Image Database. In *CVPR09*.
- [12] Phyllis G. Frankl, Richard G. Hamlet, Bev Littlewood, and Lorenzo Strigini. 1998. Evaluating Testing Methods by Delivered Reliability. *IEEE Trans. Softw. Eng.* 24, 8 (Aug. 1998), 586–601. <https://doi.org/10.1109/32.707695>
- [13] Gregory Gay, Matt Staats, Michael Whalen, and Mats P. E. Heimdahl. 2015. The Risks of Coverage-Directed Test Case Generation. *IEEE Transactions on Software Engineering* 41, 8 (August 2015), 803–819.
- [14] Ian Goodfellow, Yoshua Bengio, and Aaron Courville. 2016. *Deep Learning*. The MIT Press.
- [15] Ian J Goodfellow, Jonathon Shlens, and Christian Szegedy. 2014. Explaining and harnessing adversarial examples. *arXiv preprint arXiv:1412.6572* (2014).
- [16] Kelly J Hayhurst, Dan S Veerhusen, John J Chilenski, and Leanna K Rierson. 2001. A practical tutorial on modified condition/decision coverage. (2001).
- [17] Kaiming He, Xiangyu Zhang, Shaoqing Ren, and Jian Sun. 2015. Deep Residual Learning for Image Recognition. *arXiv preprint arXiv:1512.03385* (2015).
- [18] Siu-Wai Ho and Raymond W Yeung. 2010. On information divergence measures and a unified typicality. *IEEE Transactions on Information Theory* 56, 12 (2010), 5893–5905.
- [19] Chin-Yu Huang and Michael R. Lyu. 2005. Optimal Testing Resource Allocation, and Sensitivity Analysis in Software Development. *IEEE Transactions on Reliability* 54, 4 (December 2005), 592–603.
- [20] Daphne Koller, Nir Friedman, and Francis Bach. 2009. *Probabilistic graphical models: principles and techniques*. MIT press.
- [21] Yann LeCun, Léon Bottou, Yoshua Bengio, Patrick Haffner, et al. 1998. Gradient-based learning applied to document recognition. *Proc. IEEE* 86, 11 (1998), 2278–2324.
- [22] Zachary C. Lipton. 2016. The Mythos of Model Interpretability. *arXiv e-prints*, Article arXiv:1606.03490 (June 2016), arXiv:1606.03490 pages. [arXiv:cs.LG/1606.03490](https://arxiv.org/abs/1606.03490)
- [23] Junpeng Lv, Bei-Bei Yin, and Kai-Yuan Cai. 2014. On the Asymptotic Behavior of Adaptive Testing Strategy for Software Reliability Assessment. *IEEE Transactions on Software Engineering* 40, 4 (Apr 2014), 396–412. <https://doi.org/10.1109/tse.2014.2310194>
- [24] Michael R. Lyu. 2007. Software Reliability Engineering: A Roadmap. In *Future of Software Engineering (FOSE '07)*. 153–170. <https://doi.org/10.1109/FOSE.2007.24>
- [25] Lei Ma, Felix Juefei-Xu, Fuyuan Zhang, Jiyuan Sun, Minhui Xue, Bo Li, Chunyang Chen, Ting Su, Li Li, Yang Liu, Jianjun Zhao, and Yadong Wang. 2018. DeepGauge: Multi-granularity Testing Criteria for Deep Learning Systems. In *Proceedings of the 33rd ACM/IEEE International Conference on Automated Software Engineering (ASE 2018)*. ACM, New York, NY, USA, 120–131. <https://doi.org/10.1145/3238147.3238202>
- [26] Lei Ma, Fuyuan Zhang, Jiyuan Sun, Minhui Xue, Bo Li, Felix Juefei-Xu, Chao Xie, Li Li, Yang Liu, Jianjun Zhao, et al. 2018. Deepmutation: Mutation testing of deep learning systems. In *2018 IEEE 29th International Symposium on Software Reliability Engineering (ISSRE)*. IEEE, 100–111.
- [27] Lei Ma, Fuyuan Zhang, Minhui Xue, Bo Li, Yang Liu, Jianjun Zhao, and Yadong Wang. 2018. Combinatorial testing for deep learning systems. *arXiv preprint arXiv:1806.07723* (2018).
- [28] Shiqing Ma, Yingqi Liu, Wen-Chuan Lee, Xiangyu Zhang, and Ananth Grama. 2018. MODE: automated neural network model debugging via state differential analysis and input selection. In *Proceedings of the 2018 26th ACM Joint Meeting on European Software Engineering Conference and Symposium on the Foundations of Software Engineering*. ACM, 175–186.
- [29] David JC MacKay and David JC Mac Kay. 2003. *Information theory, inference and learning algorithms*. Cambridge university press.
- [30] L. Daniel Maxim and Harrison D. Weed. 1977. Allocation of Test Effort for Minimum Variance of Reliability. *IEEE Transactions on Reliability* R-26, 2 (June 1977), 111–115. <https://doi.org/10.1109/TR.1977.5220068>
- [31] John D. Musa. 1993. Operational profiles in software-reliability engineering. *IEEE Software* 10, 2 (March 1993), 14–32. <https://doi.org/10.1109/52.199724>
- [32] Ziad Obermeyer and Ezekiel J Emanuel. 2016. Predicting the Future - Big Data, Machine Learning, and Clinical Medicine. *The New England journal of medicine* 375, 13 (09 2016), 1216–1219. <https://doi.org/10.1056/NEJMp1606181>
- [33] Augustus Odena and Ian Goodfellow. 2018. Tensorfuzz: Debugging neural networks with coverage-guided fuzzing. *arXiv preprint arXiv:1807.10875* (2018).

- [34] Art B. Owen. 2013. *Monte Carlo theory, methods and examples*. <https://statweb.stanford.edu/owen/mc/>.
- [35] Kexin Pei, Yinzhi Cao, Junfeng Yang, and Suman Jana. 2017. DeepXplore: Automated Whitebox Testing of Deep Learning Systems. In *Proceedings of the 26th Symposium on Operating Systems Principles (SOSP '17)*. ACM, New York, NY, USA, 1–18. <https://doi.org/10.1145/3132747.3132785>
- [36] Pál Révész. 2005. *Random walk in random and non-random environments*. World Scientific.
- [37] John Shore and Rodney Johnson. 1980. Axiomatic derivation of the principle of maximum entropy and the principle of minimum cross-entropy. *IEEE Transactions on information theory* 26, 1 (1980), 26–37.
- [38] Karen Simonyan and Andrew Zisserman. 2014. Very deep convolutional networks for large-scale image recognition. *arXiv preprint arXiv:1409.1556* (2014).
- [39] Youcheng Sun, Xiaowei Huang, and Daniel Kroening. 2018. Testing Deep Neural Networks. *CoRR* abs/1803.04792 (2018). arXiv:1803.04792 <http://arxiv.org/abs/1803.04792>
- [40] Youcheng Sun, Min Wu, Wenjie Ruan, Xiaowei Huang, Marta Kwiatkowska, and Daniel Kroening. 2018. Concolic testing for deep neural networks. In *Proceedings of the 33rd ACM/IEEE International Conference on Automated Software Engineering*. ACM, 109–119.
- [41] David H. Wolpert. 1996. The Lack of a Priori Distinctions Between Learning Algorithms. *Neural Comput.* 8, 7 (Oct. 1996), 1341–1390. <https://doi.org/10.1162/neco.1996.8.7.1341>
- [42] Mengshi Zhang, Yuqun Zhang, Lingming Zhang, Cong Liu, and Sarfraz Khurshid. 2018. Deeproad: Gan-based metamorphic testing and input validation framework for autonomous driving systems. In *Proceedings of the 33rd ACM/IEEE International Conference on Automated Software Engineering*. ACM, 132–142.