

On the Convergence of SARAH and Beyond

Bingcong Li Meng Ma Georgios B. Giannakis

University of Minnesota - Twin Cities, Minneapolis, MN 55455, USA

{lix5599, maxx971, georgios}@umn.edu

May 21, 2022

Abstract

The main theme of this work is a unifying algorithm, abbreviated as L2S, that can deal with (strongly) convex and nonconvex empirical risk minimization (ERM) problems. It broadens a recently developed variance reduction method known as SARAH. L2S enjoys a linear convergence rate for strongly convex problems, which also implies the last iteration of SARAH's inner loop converges linearly. For convex problems, different from SARAH, L2S can afford step and mini-batch sizes not dependent on the data size n , and the complexity needed to guarantee $\mathbb{E}[\|\nabla F(\mathbf{x})\|^2] \leq \epsilon$ is $\mathcal{O}(n + n/\epsilon)$. For nonconvex problems on the other hand, the complexity is $\mathcal{O}(n + \sqrt{n}/\epsilon)$. Parallel to L2S there are a few side results. Leveraging an aggressive step size, D2S is proposed, which provides a more efficient alternative to L2S and SARAH-like algorithms. Specifically, D2S requires a reduced IFO complexity of $\mathcal{O}((n + \bar{\kappa}) \ln(1/\epsilon))$ for strongly convex problems. Moreover, to avoid the tedious selection of the optimal step size, an automatic tuning scheme is developed, which obtains comparable empirical performance with SARAH using judiciously tuned step size.

1 Introduction

Consider the frequently encountered empirical risk minimization (ERM) problem

$$\min_{\mathbf{x} \in \mathbb{R}^d} F(\mathbf{x}) := \frac{1}{n} \sum_{i \in [n]} f_i(\mathbf{x}) \quad (1)$$

where $\mathbf{x} \in \mathbb{R}^d$ is the parameter to be learned; the set $[n] := \{1, 2, \dots, n\}$ collects data indices; and, f_i is the loss function corresponding to datum i . Let \mathbf{x}^* denote the optimal solution of (1) and assume $F(\mathbf{x}^*) > -\infty$. The standard method to solve (1) is gradient descent (GD), e.g. [1], which per iteration t relies on the update $\mathbf{x}_{t+1} = \mathbf{x}_t - \eta_t \nabla F(\mathbf{x}_t)$, where η_t is the step size (a.k.a learning rate). For a strongly convex F , GD converges linearly to \mathbf{x}^* , meaning after T iterations it holds that $\|\mathbf{x}_T - \mathbf{x}^*\|^2 \leq c^T \|\mathbf{x}_0 - \mathbf{x}^*\|^2$ with $c \in (0, 1)$; while for convex F it holds that $F(\mathbf{x}_T) - F(\mathbf{x}^*) = \mathcal{O}(1/T)$, and for nonconvex F one has $\|\nabla F(\mathbf{x}_T)\|^2 = \mathcal{O}(1/T)$ [1]. However, finding $\nabla F(\mathbf{x}_t)$ per iteration can be computationally prohibitive when n is huge. To cope with this, the stochastic gradient descent (SGD) reduces the computational burden by drawing uniformly at random an index $i_t \in [n]$ per iteration, and updating via $\mathbf{x}_{t+1} = \mathbf{x}_t - \eta_t \nabla f_{i_t}(\mathbf{x}_t)$ [2, 3]. Albeit computationally light, SGD comes with slower convergence rate than GD [3, 4], which is mainly due to the variance of the gradient estimate given by $\mathbb{E}[\|\nabla f_{i_t}(\mathbf{x}_t) - \nabla F(\mathbf{x}_t)\|^2]$.

It turns out that this variance can be reduced by capitalizing on the finite sum structure of ERM. The idea is to judiciously (often periodically) evaluate a *snapshot gradient* $\nabla F(\mathbf{x}_s)$, and use it as an anchor of the stochastic draws $\{\nabla f_{i_t}(\mathbf{x}_t)\}$ in subsequent iterates. As a result, the computational burden of GD is alleviated by stochastic gradients, while the gradient estimator variance can be also reduced using snapshot gradients. Members of the variance reduction family include those abbreviated as SDCA [5], SVRG [6–8], SAG [9], SAGA [10, 11], MISO [12], S2GD [13], SCSG [14] and SARAH [15, 16]. Most of these rely on the update $\mathbf{x}_{t+1} = \mathbf{x}_t - \eta \mathbf{v}_t$, where η is a *constant* step size and \mathbf{v}_t is a carefully designed gradient estimator that takes advantage of the snapshot gradient. Variance reduction methods are faster than SGD for convex and nonconvex problems, and remarkably they converge linearly when F is strongly convex. Beyond convergence rate, to fairly compare the complexities of GD and SGD with that of variance reduction algorithms which combine snapshot gradients with the stochastic ones, we will rely on the notion of the so-termed incremental first-order oracle (IFO) [17].

Table 1: A comparison of IFO complexity among popular algorithms, where $\bar{\kappa} \leq \kappa$ denotes condition number, and * stands for the non-divergence presumption in analysis.

	# IFO (SC)	conv. rate (C)	# IFO (C)	# IFO (NC)
GD	$\mathcal{O}(n\kappa \ln(1/\epsilon))$	$\mathcal{O}(1/T)$	$\mathcal{O}(n/\epsilon)$	$\mathcal{O}(n/\epsilon)$
SGD	$\mathcal{O}(1/\epsilon)$	$\mathcal{O}(1/\sqrt{T})$	$\mathcal{O}(1/\epsilon^2)$	$\mathcal{O}(1/\epsilon^2)$
SVRG	$\mathcal{O}((n + \bar{\kappa}) \ln(1/\epsilon))$	$\mathcal{O}(n/T)$	$\mathcal{O}(n/\epsilon)$	$\mathcal{O}(n + n^{2/3}/\epsilon)$
SAGA	$\mathcal{O}((n + \bar{\kappa}) \ln(1/\epsilon))$	$\mathcal{O}(n/T)$	$\mathcal{O}(n + n/\epsilon)$	$\mathcal{O}(n + n^{2/3}/\epsilon)$
SARAH	$\mathcal{O}((n + \kappa) \ln(1/\epsilon))$	unknown	$\mathcal{O}((n + 1/\epsilon) \ln(1/\epsilon))^*$	$\mathcal{O}(\sqrt{n}/\epsilon)$
This work	$\mathcal{O}((n + \bar{\kappa}) \ln(1/\epsilon))$	$\mathcal{O}(\sqrt{n}/T)$	$\mathcal{O}(n + n/\epsilon)$	$\mathcal{O}(n + \sqrt{n}/\epsilon)$

Definition 1. An IFO takes f_i and $\mathbf{x} \in \mathbb{R}^d$ as input, and returns the gradient $\nabla f_i(\mathbf{x})$.

For a prescribed ϵ , a desirable algorithm obtains an ϵ -accurate solution satisfying $\mathbb{E}[\|\nabla F(\mathbf{x})\|^2] \leq \epsilon$ with minimal IFO complexity. Since an n -dependent step size can slow down iteration updates for convex problems, only n -independent step size will be considered.¹ The IFO complexities of variance reduction algorithms are summarized in Table 1.

Among variance reduction algorithms, the distinct feature of SARAH [15, 16] and its variants [18–21] is that they rely on a *biased* gradient estimator \mathbf{v}_t formed by recursively using stochastic gradients. SARAH performs comparably to SVRG for strongly convex ERM, but outperforms SVRG for nonconvex losses, while unlike SAGA, it does not require to store a gradient table. With SARAH’s analytical and practical merits granted, there are unexplored issues. Indeed, there is no *one-for-all* algorithmic framework for SARAH type algorithms. Specifically, analysis of SARAH with *n-independent* step size/mini-batch size for convex problems is missing since analysis in [15] requires the non-divergence presumption, while SPIDER [19] focuses on nonconvex problems but the convergence properties on strongly convex ones remain unexplored. Besides, it is still unclear whether the κ -dependence of SARAH’s IFO complexity can be improved similar to SVRG in strongly convex problems [22]. These issues motivate our work whose contributions are summarized next.

- **Unifying algorithm and novel analysis:** We develop a loopless SARAH-type algorithm that we term L2S. It offers a unified algorithmic framework with provable convergence properties. In addition, one of our contributions is introducing a new method to analyze the problem. Specifically, i) for convex problems, it is established that with an *n-independent* step size/mini-batch size, L2S has convergence rate $\mathcal{O}(\sqrt{n}/T)$, and requires $\mathcal{O}(n + n/\epsilon)$ IFO calls to find an ϵ -accurate solution; ii) for nonconvex problems the convergence rate of L2S is $\mathcal{O}(\sqrt{n}/T)$, and the IFO complexity to find a stationary point is $\mathcal{O}(n + \sqrt{n}/\epsilon)$; and iii) for strongly convex problems, L2S converges linearly; and,
- **Improved condition number enhances SARAH’s practical merits:** For strongly convex problems, by differentiating the smoothness of each loss function f_i , we develop a novel algorithm (abbreviated as D2S) that reduces the number of IFO calls for finding an ϵ -accurate solution to $\mathcal{O}((n + \bar{\kappa}) \ln(1/\epsilon))$. An automatic step size tuning scheme is also proposed, with empirical performance almost matching that of SARAH with optimally tuned step size.

Notation. Bold lowercase letters denote column vectors; $\mathbb{E}(\mathbb{P})$ represents expectation (probability); $\|\mathbf{x}\|$ stands for the ℓ_2 -norm of a vector \mathbf{x} ; and $\langle \cdot, \cdot \rangle$ denotes the inner product.

2 Preliminaries

This section reviews SARAH [15] and places emphasis on the quality of gradient estimates which plays the central role in establishing SARAH’s convergence. Before diving into SARAH, we first state the assumptions posed on F and f_i that are involved in (strongly) convex and nonconvex problems.

Assumption 1. Each $f_i : \mathbb{R}^d \rightarrow \mathbb{R}$ has L_i -Lipchitz gradient, and F has L_F -Lipchitz gradient; that is, $\|\nabla f_i(\mathbf{x}) - \nabla f_i(\mathbf{y})\| \leq L_i \|\mathbf{x} - \mathbf{y}\|$, and $\|\nabla F(\mathbf{x}) - \nabla F(\mathbf{y})\| \leq L_F \|\mathbf{x} - \mathbf{y}\|, \forall \mathbf{x}, \mathbf{y} \in \mathbb{R}^d$.

¹Such a focus excludes works with n -dependent mini-batch sizes, e.g., [18] that also belong to the class of n -dependent step sizes due to the tradeoff between step size and mini-batch size [3].

Assumption 1 requires each loss functions to be sufficiently smooth, which is standard in variance reduction algorithms. For notational convenience, let $L := \max_{i \in [n]} L_i$ and $\bar{L} := \frac{1}{n} \sum_{i \in [n]} L_i$. Clearly, it holds that $L_F \leq \bar{L} \leq L$.

Assumption 2. Each $f_i : \mathbb{R}^d \rightarrow \mathbb{R}$ is convex.

Assumption 3. $F : \mathbb{R}^d \rightarrow \mathbb{R}$ is μ -strongly convex, meaning there exists $\mu > 0$, so that $F(\mathbf{x}) - F(\mathbf{y}) \geq \langle \nabla F(\mathbf{y}), \mathbf{x} - \mathbf{y} \rangle + \frac{\mu}{2} \|\mathbf{x} - \mathbf{y}\|^2$, $\forall \mathbf{x}, \mathbf{y} \in \mathbb{R}^d$.

Note that Assumption 2 implies that F is also convex. Under Assumption 1, the condition number of a strongly convex function F is $\kappa_F := L_F/\mu$; the average condition number is $\bar{\kappa} := \bar{L}/\mu$; and the maximum condition number is $\kappa := L/\mu$. It is not hard to see that $\kappa_F \leq \bar{\kappa} \leq \kappa$.

2.1 SARAH for (Strongly) Convex Problems

The detailed steps of SARAH are listed under Alg. 1. In a particular outer loop (lines 3 - 11) indexed by s , a snapshot gradient $\mathbf{v}_0^s = \nabla F(\mathbf{x}_0^s)$ is computed first to serve as an anchor of gradient estimates \mathbf{v}_t^s in the ensuing inner loop (lines 6 - 10). Then \mathbf{x}_0^s is updated $m + 1$ times based on \mathbf{v}_t^s as

$$\mathbf{v}_t^s = \nabla f_{i_t}(\mathbf{x}_t^s) - \nabla f_{i_t}(\mathbf{x}_{t-1}^s) + \mathbf{v}_{t-1}^s. \quad (2)$$

Distinct from most variance reduction algorithms, SARAH's gradient estimator \mathbf{v}_t^s is *biased*, since $\mathbb{E}[\mathbf{v}_t^s | \mathcal{F}_{t-1}] = \nabla F(\mathbf{x}_t^s) - \nabla F(\mathbf{x}_{t-1}^s) + \mathbf{v}_{t-1}^s \neq \nabla F(\mathbf{x}_t^s)$, where $\mathcal{F}_{t-1} := \sigma(\mathbf{x}_0^s, i_1, i_2, \dots, i_{t-1})$ denotes the σ -algebra generated by $\mathbf{x}_0^s, i_1, i_2, \dots, i_{t-1}$. Albeit biased, \mathbf{v}_t^s is carefully designed to ensure the estimation error relative to $\nabla F(\mathbf{x}_t^s)$ is bounded above, and stays proportional to $\mathbb{E}[\|\nabla F(\tilde{\mathbf{x}}^{s-1})\|^2]$.

Lemma 1. [15, Lemma 2] If Assumptions 1 and 2 hold and $\eta < 2/L$, SARAH guarantees that

$$\mathbb{E}[\|\nabla F(\mathbf{x}_t^s) - \mathbf{v}_t^s\|^2] \leq \frac{\eta L}{2 - \eta L} \mathbb{E}[\|\nabla F(\tilde{\mathbf{x}}^{s-1})\|^2], \quad \forall t.$$

This estimation error bound of Lemma 1 is critical for analyzing SARAH, and instrumental to establishing its linear convergence for strongly convex problems. It is worth stressing that the step size of SARAH should be chosen by $\eta < 1/L$ to ensure convergence, which can be larger than that of SVRG, whose step size should be less than $1/(4L)$. Despite the improvement, the step size could still be small when L is large, which can slow down convergence. This prompts one to investigate means of selecting an even larger step size while maintaining the linear convergence rate. A larger step size would further challenge its manual tuning (via grid search), and thus motivates an automatic step size tuning scheme.

Establishing the convergence rate of SARAH with an n -independent step size remains open for convex problems. Regarding IFO complexity, the only analysis implicitly assumes SARAH to be non-divergent, as confirmed by the following claim used to derive the IFO complexity.

Claim: [15, Theorem 3] If $\delta_s := \frac{2}{\eta(m+1)} \mathbb{E}[F(\tilde{\mathbf{x}}^s) - F(\mathbf{x}^*)]$, $\delta := \max_s \delta_s$, $\Delta := \delta + \frac{\delta \eta L}{2 - 2\eta L}$, and $\alpha = \frac{\eta L}{2 - \eta L}$, it holds that $\mathbb{E}[\|\nabla F(\tilde{\mathbf{x}}^s)\|^2] - \Delta \leq \alpha^s (\|F(\tilde{\mathbf{x}}^0)\|^2 - \Delta)$.

The missing piece of this claim is that for a finite δ_s or δ , $\mathbb{E}[F(\tilde{\mathbf{x}}^s) - F(\mathbf{x}^*)]$ must be bounded; or equivalently, the algorithm must be assumed *non-divergent*. Such an assumption turns out to be challenging to eliminate using the analysis in [15]. The present paper addresses the aforementioned issues analytically, and designs algorithms to boost the practical merits of SARAH.

Algorithm 1 SARAH

```

1: Initialize:  $\tilde{\mathbf{x}}^0, \eta, m, S$ 
2: for  $s = 1, 2, \dots, S$  do
3:    $\mathbf{x}_0^s = \tilde{\mathbf{x}}^{s-1}$ 
4:    $\mathbf{v}_0^s = \nabla F(\mathbf{x}_0^s)$ 
5:    $\mathbf{x}_1^s = \mathbf{x}_0^s - \eta \mathbf{v}_0^s$ 
6:   for  $t = 1, 2, \dots, m$  do
7:     Uniformly sample  $i_t \in [n]$ 
8:      $\mathbf{v}_t^s = \nabla f_{i_t}(\mathbf{x}_t^s) - \nabla f_{i_t}(\mathbf{x}_{t-1}^s) + \mathbf{v}_{t-1}^s$ 
9:      $\mathbf{x}_{t+1}^s = \mathbf{x}_t^s - \eta \mathbf{v}_t^s$ 
10:  end for
11:   $\tilde{\mathbf{x}}^s$  uniformly rnd. chosen from  $\{\mathbf{x}_t^s\}_{t=0}^m$ 
12: end for
13: Output:  $\tilde{\mathbf{x}}^S$ 

```

2.2 SARAH for Nonconvex Problems

SARAH also works for nonconvex problems if one changes Line 11 of Alg. 1 into $\tilde{\mathbf{x}} = \mathbf{x}_{m+1}^s$. The key for convergence again lies in the estimation error of \mathbf{v}_t^s .

Lemma 2. [19, Lemma 1] *If Assumption 1 holds, the estimation error of \mathbf{v}_t^s is bounded by*

$$\mathbb{E}[\|\nabla F(\mathbf{x}_t^s) - \mathbf{v}_t^s\|^2] \leq \eta^2 L^2 \sum_{\tau=0}^{t-1} \mathbb{E}[\|\mathbf{v}_\tau^s\|^2].$$

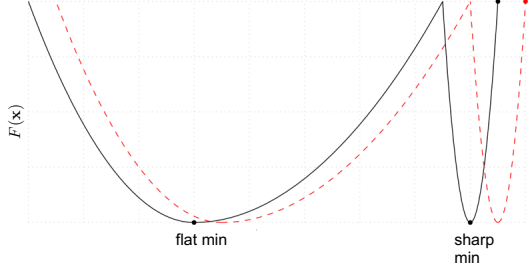


Figure 1: An illustration of sharp and flat minimums [23]. The black line is the loss curvature associated with training data; and the red line represents the loss for testing data which slightly deviates from the training loss. The large sensitivity of the training function at a sharp minimum degrades its generalization performance.

Lemma 2 states that the estimation error of \mathbf{v}_t^s is i) proportional to η^2 ; and, ii) larger when t is larger in the outer loop s . Leveraging the estimation error bound, it was established that SARAH can find an ϵ -accurate solution with $\mathcal{O}(\sqrt{n}/\epsilon^2)$ IFO calls [16]. Though obtaining a theoretically attractive IFO complexity, similar to other variance reduced methods, SARAH is not as successful as expected for training neural networks. Part of the reason is the reduced variance in the gradient estimates tends to have negative impact on generalization performances. For instance, some empirical results show that SGD with large batch size (leading to gradient estimate with small variance) tends to converge to a sharp minimum [23], which is widely accepted to have worse generalization properties compared with those flat minimums; see Fig. 1 for an illustration. In addition, Fig. 1 also shows that with larger variance in gradient estimate, it is easier to escape from a *sharp minimum*.

These empirical evidences suggest that the variance of gradient estimates is necessary for training neural networks. It turns out that the proposed algorithm can introduce extra variance (estimation error, if rigorously speaking) compared with SARAH through a randomized scheduling of the snapshot gradient computation, while the fast convergence rate like SARAH is maintained.

3 Loopless SARAH

This section presents the LoopLess SARAH (L2S) algorithmic framework, which is capable of dealing with (strongly) convex and nonconvex ERM problems.

3.1 Loopless SARAH for Convex Problems

The subject here is problems with smooth and convex losses such as those obeying Assumptions 1 and 2. We find that SARAH is challenged analytically because $\tilde{\mathbf{x}}^s \neq \mathbf{x}_{m+1}^s$ in Line 11 of Alg. 1, which necessitates SARAH's 'non-divergent' assumption. A few works have identified this issue [16, 18, 21], but require an n -related mini-batch size or step size². The proposed L2S bypasses this n -dependence by removing the inner loop of SARAH and computing snapshot gradients following a random schedule. Furthermore, it is established that L2S has convergence rate $\mathcal{O}(\sqrt{n}/T)$, and requires $\mathcal{O}(n + n/\epsilon)$ IFO calls to find an ϵ -accurate solution.

L2S is summarized in Alg. 2, and a detailed comparison of L2S with existing algorithms can be found in Appendix A. Besides the single loop structure, the most distinct feature of L2S is that \mathbf{v}_t is a probabilistically computed snapshot gradient given by (4), where $i_t \in [n]$ is again uniformly sampled. The gradient estimator \mathbf{v}_t is still biased, since $\mathbb{E}[\mathbf{v}_t | \mathcal{F}_{t-1}] = \nabla F(\mathbf{x}_t) - (1 - \frac{1}{m})[\nabla F(\mathbf{x}_{t-1}) - \mathbf{v}_{t-1}^s] \neq \nabla F(\mathbf{x}_t)$. In L2S, the snapshot gradient is computed every m iterates *in expectation*, while SARAH computes the snapshot gradient once every $m + 1$ updates. Clearly, the $\tilde{\mathbf{x}}^s \neq \mathbf{x}_{m+1}^s$ limitation of SARAH is no longer present in L2S, but the emergent challenge is that one has to ensure a small estimation error $\mathbb{E}[\|\nabla F(\mathbf{x}_t) - \mathbf{v}_t\|^2]$ to guarantee convergence. The difficulty arises from the randomness of the iteration when a snapshot gradient is computed.

²These algorithms are designed for nonconvex problems, however, even assuming convexity we are unable to show the convergence with a stepsize independent with n .

Algorithm 2 L2S

- 1: **Initialize:** \mathbf{x}_0, η, m, T
 - 2: Compute $\mathbf{v}_0 = \nabla F(\mathbf{x}_0)$ ▷ Compute a snapshot gradient
 - 3: $\mathbf{x}_1 = \mathbf{x}_0 - \eta \mathbf{v}_0$
 - 4: **for** $t = 1, 2, \dots, T$ **do**
 - 5: Choosing \mathbf{v}_t via ▷ A randomized snapshot gradient scheduling
 - $$\mathbf{v}_t = \begin{cases} \nabla F(\mathbf{x}_t) & \text{w.p. } \frac{1}{m} \\ \nabla f_{i_t}(\mathbf{x}_t) - \nabla f_{i_t}(\mathbf{x}_{t-1}) + \mathbf{v}_{t-1} & \text{w.p. } 1 - \frac{1}{m} \end{cases} \quad (4)$$
 - 6: $\mathbf{x}_{t+1} = \mathbf{x}_t - \eta \mathbf{v}_t$
 - 7: **end for**
 - 8: **Output:** uniformly chosen from $\{\mathbf{x}_t\}_{t=1}^T$
-

An equivalent manner to describe (4) is through a Bernoulli random variable B_t whose pmf is

$$\mathbb{P}(B_t = 1) = \frac{1}{m}; \quad \mathbb{P}(B_t = 0) = 1 - \frac{1}{m}. \quad (3)$$

If $B_t = 1$, a snapshot gradient $\mathbf{v}_t = \nabla F(\mathbf{x}_t)$ is computed; otherwise, the estimated gradient $\mathbf{v}_t = \nabla f_{i_t}(\mathbf{x}_t) - \nabla f_{i_t}(\mathbf{x}_{t-1}) + \mathbf{v}_{t-1}$ is used for the update. Note that $\{B_t\}$ are i.i.d. for all t . Let $N_{t_1:t}$ denote the event that at iteration t the last evaluated snapshot gradient was at t_1 . In other words, $N_{t_1:t}$ is equivalent to $B_{t_1} = 1, B_{t_1+1} = 0, \dots, B_t = 0$. Note that t_1 can take values from 0 (no snapshot gradient computed) to t (corresponding to $\mathbf{v}_t = \nabla F(\mathbf{x}_t)$). By definition $\{N_{t_1:t}\}_{t_1=0}^t$ are mutually disjoint for a given t , and one can show that the probability of $\{N_{t_1:t}\}_{t_1=0}^t$ sums up to 1 [see Lemma 9 in Appendix]. Exploiting these properties of $N_{t_1:t}$, the estimation error of \mathbf{v}_t^s can be bounded.

Lemma 3. *Under Assumptions 1 and 2, the following inequality holds for a given t when $\eta < 2/L$*

$$\mathbb{E}[\|\nabla F(\mathbf{x}_t) - \mathbf{v}_t\|^2 | N_{t_1:t}] \leq \frac{\eta L}{2 - \eta L} \mathbb{E}[\|\nabla F(\mathbf{x}_{t_1})\|^2]. \quad (5)$$

Furthermore, we have

$$\mathbb{E}[\|\nabla F(\mathbf{x}_t) - \mathbf{v}_t\|^2] \leq \frac{\eta L}{2 - \eta L} \left[\frac{1}{m} \sum_{\tau=1}^{t-1} \left(1 - \frac{1}{m}\right)^{t-\tau} \mathbb{E}[\|\nabla F(\mathbf{x}_\tau)\|^2] + \left(1 - \frac{1}{m}\right)^t \|\nabla F(\mathbf{x}_0)\|^2 \right].$$

Comparing (5) with Lemma 1 reveals that conditioning on $N_{t_1:t}$, \mathbf{x}_{t_1} in L2S is similar to the starting point of an outer loop in SARAH (i.e., \mathbf{x}_0^s), while the following iterates $\{\mathbf{x}_\tau\}_{\tau=t_1+1}^t$ mimic the behavior of SARAH's inner loop. Taking expectation w.r.t. $N_{t_1:t}$ in (5), Lemma 3 further asserts that the estimation error depends on the exponentially moving average of norm square of past gradients.

Theorem 1. *If Assumptions 1 and 2 hold, and the step size is chosen such that $\eta < 1/L$ and $1 - \frac{\eta L}{2 - \eta L} \geq C_\eta$, where C_η is a constant, the output of L2S, \mathbf{x}_a , is guaranteed to satisfy*

$$\mathbb{E}[\|\nabla F(\mathbf{x}_a)\|^2] = \mathcal{O}\left(\frac{F(\mathbf{x}_0) - F(\mathbf{x}^*)}{\eta T C_\eta} + \frac{m \eta L \|\nabla F(\mathbf{x}_0)\|^2}{T C_\eta}\right).$$

The constant C_η depends on the choice of η , e.g., $C_\eta = 2/3$ for $\eta = 0.5/L$. Based on Theorem 1, the convergence rate as well as the IFO complexity with different choices of η and m are specified in the following corollaries.

Corollary 1. *Choose a constant $\eta < 1/L$. If $m = \Theta(\sqrt{n})$, then L2S has convergence rate $\mathcal{O}(\sqrt{n}/T)$ and requires $\mathcal{O}(n + n/\epsilon)$ IFO calls to find \mathbf{x}_a with $\mathbb{E}[\|\nabla F(\mathbf{x}_a)\|^2] \leq \epsilon$. If $m = \Theta(n)$, the convergence rate of L2S is $\mathcal{O}(n/T)$ and $\mathcal{O}(n + n/\epsilon)$ IFO calls are needed to ensure $\mathbb{E}[\|\nabla F(\mathbf{x}_a)\|^2] \leq \epsilon$.*

In Corollary 1, the choice of η does not depend on n . Thus, relative to SARAH, L2S eliminates the non-divergence assumption and establishes the convergence rate. The IFO complexity of L2S is the same as that of SAGA, but outperforms SAGA on convergence rate when choosing $m = \Theta(\sqrt{n})$.

On the other hand, an n -dependent step size is also supported by L2S. Though slightly violating our goal of an n -independent step size, we summarize this result next for completeness.

Corollary 2. *If we select $\eta = \mathcal{O}(\frac{1}{L\sqrt{m}})$, and $m = \Theta(n)$, then L2S has convergence rate $\mathcal{O}(\sqrt{n}/T)$, and can find a solution satisfying $\mathbb{E}[\|\nabla F(\mathbf{x}_a)\|^2] \leq \epsilon$ after $\mathcal{O}(n + \sqrt{n}/\epsilon)$ IFO calls.*

With an n -dependent step size, in terms of IFO complexity L2S matches SVRG with n -dependent step size [7].

3.2 Loopless SARAH for Nonconvex Problems

The scope of L2S can also be broadened to nonconvex problems under Assumption 1, that is, L2S with a proper step size is guaranteed to use $\mathcal{O}(n + \sqrt{n}/\epsilon)$ IFO calls to find an ϵ -accurate solution. Compared with SARAH, the merit of L2S is that the extra estimation error introduced by the randomized scheduling of snapshot gradient computation can be helpful for exploring the landscape of the loss function. Such exploration may lead to a local (flat) minimum that generalizes better. The extra estimation error introduced by L2S can be seen from the following Lemma.

Lemma 4. *If Assumption 1 holds, L2S guarantees that for a given $N_{t_1:t}$*

$$\mathbb{E}[\|\nabla F(\mathbf{x}_t) - \mathbf{v}_t\|^2 | N_{t_1:t}] \leq \eta^2 L^2 \sum_{\tau=t_1+1}^t \mathbb{E}[\|\mathbf{v}_{\tau-1}\|^2 | N_{t_1:t}]. \quad (6)$$

In addition, the following inequality is true

$$\mathbb{E}[\|\nabla F(\mathbf{x}_t) - \mathbf{v}_t\|^2] \leq \eta^2 L^2 \sum_{\tau=0}^{t-1} \left(1 - \frac{1}{m}\right)^{t-\tau} \mathbb{E}[\|\mathbf{v}_\tau\|^2].$$

Conditioning on $N_{t_1:t}$, iterates $\{\mathbf{x}_\tau\}_{\tau=t_1}^t$ are comparable to an outer loop of SARAH. Similar to Lemma 2, the estimation error of \mathbf{v}_t in (6) tends to be large when $t - t_1$ is large. For L2S, it is possible to have $t - t_1 > m + 1$ while this is impossible for SARAH since its inner loop length is fixed to be $m + 1$. Thus, when it so happens $t - t_1 > m + 1$, the estimation error of \mathbf{v}_t in L2S can be larger than that of SARAH. Furthermore, taking expectation w.r.t. the randomness of $N_{t_1:t}$, the estimation error of \mathbf{v}_t depends on the exponentially moving average of all past gradient estimates $\{\mathbf{v}_\tau\}_{\tau=0}^{t-1}$, which is different from Lemma 3 where the estimation error involves the past gradients $\{\nabla F(\mathbf{x}_\tau)\}_{\tau=0}^{t-1}$. It turns out that such a past-estimate-based estimation error is difficult to control with only the exponentially decreasing sequence $\{(1 - 1/m)^{t-\tau}\}_{\tau=0}^{t-1}$ – what also prompts a cautiously designed (m -dependent) η .

Theorem 2. *With Assumption 1 holding, and choosing $\eta \in (0, \frac{\sqrt{4m+1}-1}{2mL}] = \mathcal{O}(\frac{1}{L\sqrt{m}})$, the final L2S output \mathbf{x}_a satisfies*

$$\mathbb{E}[\|\nabla F(\mathbf{x}_a)\|^2] = \mathcal{O}\left(\frac{L\sqrt{m}[F(\mathbf{x}_0) - F(\mathbf{x}^*)]}{T} + \frac{\|\nabla F(\mathbf{x}_0)\|^2}{T}\right).$$

An intuitive explanation of the m -dependent η is that with a small m , L2S evaluates a snapshot gradient more frequently [cf. (4)], which translates to a relatively small estimation error bound in Lemma 4. Given an accurate gradient estimate, it is thus reasonable to adopt a larger step size.

Corollary 3. *Selecting $\eta = \mathcal{O}(\frac{1}{L\sqrt{m}})$ and $m = \Theta(n)$, L2S converges with rate $\mathcal{O}(\sqrt{n}/T)$, and requires $\mathcal{O}(n + \sqrt{n}/\epsilon)$ IFO calls to find a solution satisfying $\mathbb{E}[\|\nabla F(\mathbf{x}_a)\|^2] \leq \epsilon$.*

Almost matching the lower bound $\Omega(\sqrt{n}/T)$ of nonconvex ERM problems [19], the IFO complexity of L2S is similar to other SARAH type algorithms [18, 19]. The slight suboptimality is due to the n extra IFO calls involved in computing \mathbf{v}_0 .

3.3 Loopless SARAH for Strongly Convex Problems

In addition to convex and nonconvex problems, a modified version of L2S that we term **L2S for Strongly Convex** problems, converges linearly under Assumptions 1 – 3. As we have seen previously, L2S is closely related to SARAH, especially when conditioned on a given $N_{t_1:t}$. Hence, we will first state a useful property of SARAH that will guide the design and analysis of L2S-SC.

Algorithm 3 L2S-SC

```
1: Initialize:  $\mathbf{x}_0, \eta, m, S$ , and  $s = 0$ 
2: Compute  $\mathbf{v}_0 = \nabla F(\mathbf{x}_0)$  ▷ Compute a snapshot gradient
3:  $\mathbf{x}_1 = \mathbf{x}_0 - \eta \mathbf{v}_0$ 
4: while  $s \neq S$  do
5:   Randomly generate  $B_t$  as (3) ▷  $\mathbf{v}_t$  is computed equivalent to (4)
6:   if  $B_t = 1$  then
7:      $\mathbf{x}_t = \mathbf{x}_{t-1}$  ▷ Step back when a snapshot gradient is computed
8:      $\mathbf{v}_t = \nabla F(\mathbf{x}_t), s = s + 1$ 
9:   else
10:     $\mathbf{v}_t = \nabla f_{i_t}(\mathbf{x}_t) - \nabla f_{i_t}(\mathbf{x}_{t-1}) + \mathbf{v}_{t-1}$ 
11:   end if
12:    $\mathbf{x}_{t+1} = \mathbf{x}_t - \eta \mathbf{v}_t, t = t + 1$ 
13: end while
14:  $T = t$ 
15: Output:  $\mathbf{x}_T$ 
```

Lemma 5. Consider SARAH (Alg. 1) with Line 11 replaced by $\tilde{\mathbf{x}}^s = \mathbf{x}_m^s$. If Assumptions 1 – 3 hold, $\eta < 2/(3L)$ and m large enough such that

$$\lambda_m := \left\{ \frac{2\eta L}{2 - \eta L} + (2 + 2\eta L) \left[1 - \left(\frac{2}{\eta L} - 1 \right) \mu^2 \eta^2 \right]^m \right\} < 1,$$

the modified SARAH is then guaranteed to converge linearly; that is,

$$\mathbb{E}[\|\nabla F(\tilde{\mathbf{x}}^s)\|^2] \leq \lambda_m \mathbb{E}[\|\nabla F(\tilde{\mathbf{x}}^{s-1})\|^2] \leq (\lambda_m)^s \|\nabla F(\tilde{\mathbf{x}}^0)\|^2, \forall s.$$

As opposed to the random draw of $\tilde{\mathbf{x}}^s$ (Line 11 of Alg. 1), Lemma 5 asserts that by properly selecting η and m , setting $\tilde{\mathbf{x}}^s = \mathbf{x}_m^s$ preserves the linear convergence of SARAH. On the other hand, choosing $\tilde{\mathbf{x}}^s = \mathbf{x}_{m+1}^s$ in Alg. 2 is observed to yield empirically the best performance [15] (we have not been able so far to establish its convergence properties). However, the value of \mathbf{x}_{m+1}^s is necessary for analysis [see (19) in Appendix].

L2S-SC is summarized in Alg. 3, where \mathbf{v}_t obtained in Lines 5 - 11 is a rewrite of (4) using B_t introduced in (3) for the ease of presentation and analysis. L2S-SC differs from L2S in that when $B_t = 1$, \mathbf{x}_t steps back slightly as in Line 7. This "step back" is to allow for a rigorous analysis, and can be viewed as the counterpart of choosing $\tilde{\mathbf{x}}^s = \mathbf{x}_m^s$ instead of \mathbf{x}_{m+1}^s as in Lemma 5. Omitting Line 7 in practice does not deteriorate performance. In addition, the S required to initialize L2S is comparable to the number of outer loops of SARAH, as one can also validate through the S dependence in the linear convergence rate.

Theorem 3. Under Assumptions 1 – 3, let $\eta < 2/(3L)$ and m be selected large enough such that

$$\lambda := \frac{2\eta L}{2 - \eta L} + \frac{2 + 2\eta L}{m - 1} \frac{q(1 - \frac{1}{m})}{1 - q(1 - \frac{1}{m})} < 1$$

where $q := 1 - (\frac{2}{\eta L} - 1)\mu^2\eta^2 < 1$. L2S-SC then satisfies

$$\mathbb{E}[\|\nabla F(\mathbf{x}_T)\|^2] \leq \lambda^S \|\nabla F(\mathbf{x}_0)\|^2.$$

Extensions: For strongly convex problems, to boost the practical merits of L2S and SARAH, the **Data Dependent SARAH (D2S)** is developed in Appendix F. Leveraging the importance sampling scheme to enlarge the step size, D2S has an $\mathcal{O}((n + \bar{\kappa} \ln(1/\epsilon)))$ IFO complexity. The enlarged step size of D2S will further challenge tuning step size manually. To cope with this, the **Barzilai-Borwein step size aided SARAH (B2S)** is designed in Appendix G with an established linear convergence rate when κ is small. Supported by empirical tests, the performance of B2S turns out to be comparable to the best tuned SARAH, regardless of κ .

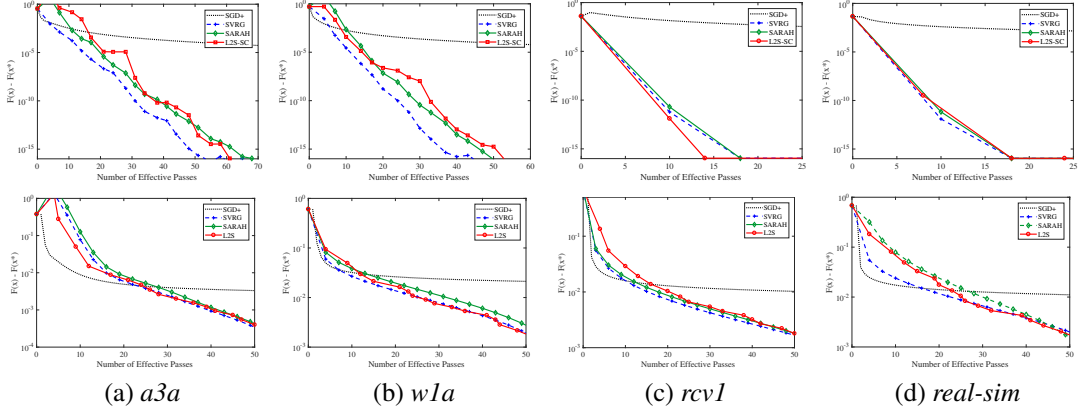


Figure 2: Tests of L2S on strongly convex problems (first row) and convex ones (second row).

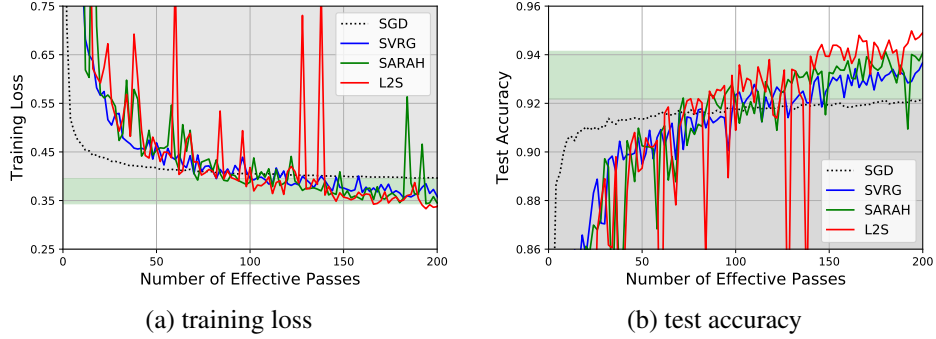


Figure 3: Tests of L2S on (nonconvex) neural networks.

4 Numerical Tests

We apply the proposed algorithms to logistic regression to showcase the performances in strongly convex and convex cases. Specifically, consider the loss function

$$F(\mathbf{x}) = \frac{1}{n} \sum_{i \in [n]} \ln [1 + \exp(-b_i \langle \mathbf{a}_i, \mathbf{x} \rangle)] + \frac{\lambda}{2} \|\mathbf{x}\|^2 \quad (7)$$

where (\mathbf{a}_i, b_i) is the (feature, label) pair of datum i . Datasets *a3a*, *w1a*, *ijcnn1*, *covtype.binary*, *rcv1.binary*, and *real-sim*³ are used in numerical tests presented. Details regarding the datasets and implementation are deferred to Appendix H due to space limitations.

Test of L2S-SC on strongly convex problems. The performance of L2S-SC is shown in the first row of Fig. 2, and comparisons are drawn with SVRG, SARAH and SGD+ benchmarks. It can be seen that on *a3a* and *rcv1* L2S-SC outperforms SARAH, while on other datasets, L2S-SC shows comparable performance with the best tuned SARAH. The results validates the theoretical results of L2S-SC.

Test of L2S on convex problems. The performances of L2S for convex problems ($\lambda = 0$) is listed in the second row of Fig. 2. SVRG, SARAH and SGD+ are adopted as benchmarks. It can be seen that on dataset *a3a*, *rcv1*, and *real-sim* L2S performs almost the same as the best tuned SARAH, while outperforms SARAH on *w1a*.

Test of L2S on neural networks. We perform classification on MNIST dataset⁴ using a $784 \times 128 \times 10$ feedforward neural network. The network is trained for 200 epochs and the training loss and test accuracy is plotted in Fig. 3. The gray shadowed area indicates the smallest training loss (highest test accuracy) of SGD, while the green shadowed area represents the best performances for SARAH. There are a few common observations in both Fig. 3 (a) and (b): i) SGD converges much faster in the initial phase compared with variance reduced algorithms; ii) the

³All datasets are from LIBSVM, which is online available at <https://www.csie.ntu.edu.tw/~cjlin/libsvmtools/datasets/binary.html>.

⁴Online available at <http://yann.lecun.com/exdb/mnist/>

fluctuate of L2S is larger than that of SARAH, implying the randomized full gradient computation indeed introduces extra but controlled estimation error; and, iii) when x -axis is around 140, L2S begins to outperform SARAH while in previous epochs their performances are comparable. Note that before L2S outperforms SARAH, there is a deep drop on its accuracy. This can be explained as that L2S explores for a local minimum with generalization merits thanks to the randomized snapshot gradient computation.

5 Conclusions

A unifying framework, L2S, is introduced to efficiently solve (strongly) convex and nonconvex ERM problems. It was established that for strongly convex problems, L2S converges linearly; for convex problems, enabling an n -independent step size/mini-batch size, L2S finds $\mathbb{E}[\|\nabla F(\mathbf{x})\|^2] \leq \epsilon$ with IFO complexity $\mathcal{O}(n + n/\epsilon)$; and for nonconvex problems, the IFO complexity is $\mathcal{O}(n + \sqrt{n}/\epsilon)$. In addition, side results include the D2S algorithm for enhancing the practical merits of SARAH type algorithms. D2S allowed for an enlarged step size compared with SARAH, that further reduced IFO complexity. Finally, the automatic tuning of the step size tuning scheme was accomplished with a third algorithm (B2S). Merits of proposed algorithms (L2S, D2S, and B2S) were corroborated by numerical tests.

References

- [1] Y. Nesterov, *Introductory lectures on convex optimization: A basic course*. Springer Science & Business Media, 2004, vol. 87.
- [2] H. Robbins and S. Monro, “A stochastic approximation method,” *The annals of mathematical statistics*, pp. 400–407, 1951.
- [3] L. Bottou, F. E. Curtis, and J. Nocedal, “Optimization methods for large-scale machine learning,” *arXiv preprint arXiv:1606.04838*, 2016.
- [4] S. Ghadimi and G. Lan, “Stochastic first-and zeroth-order methods for nonconvex stochastic programming,” *SIAM Journal on Optimization*, vol. 23, no. 4, pp. 2341–2368, 2013.
- [5] S. Shalev-Shwartz and T. Zhang, “Stochastic dual coordinate ascent methods for regularized loss minimization,” vol. 14, no. Feb, 2013, pp. 567–599.
- [6] R. Johnson and T. Zhang, “Accelerating stochastic gradient descent using predictive variance reduction,” in *Proc. Advances in Neural Info. Process. Syst.*, Lake Tahoe, Nevada, 2013, pp. 315–323.
- [7] S. J. Reddi, A. Hefny, S. Sra, B. Póczos, and A. Smola, “Stochastic variance reduction for nonconvex optimization,” in *Proc. Intl. Conf. on Machine Learning*, New York City, NY, 2016, pp. 314–323.
- [8] Z. Allen-Zhu and E. Hazan, “Variance reduction for faster non-convex optimization,” in *Proc. Intl. Conf. on Machine Learning*, New York City, NY, 2016, pp. 699–707.
- [9] N. L. Roux, M. Schmidt, and F. R. Bach, “A stochastic gradient method with an exponential convergence rate for finite training sets,” in *Proc. Advances in Neural Info. Process. Syst.*, Lake Tahoe, Nevada, 2012, pp. 2663–2671.
- [10] A. Defazio, F. Bach, and S. Lacoste-Julien, “SAGA: A fast incremental gradient method with support for non-strongly convex composite objectives,” in *Proc. Advances in Neural Info. Process. Syst.*, Montreal, Canada, 2014, pp. 1646–1654.
- [11] S. J. Reddi, S. Sra, B. Póczos, and A. Smola, “Fast incremental method for nonconvex optimization,” *arXiv preprint arXiv:1603.06159*, 2016.
- [12] J. Mairal, “Optimization with first-order surrogate functions,” in *Proc. Intl. Conf. on Machine Learning*, Atlanta, 2013, pp. 783–791.

- [13] J. Konecny and P. Richtárik, “Semi-stochastic gradient descent methods,” *arXiv preprint arXiv:1312.1666*, 2013.
- [14] L. Lei and M. Jordan, “Less than a single pass: Stochastically controlled stochastic gradient,” in *Proc. Intl. Conf. on Artificial Intelligence and Statistics*, Fort Lauderdale, Florida, 2017, pp. 148–156.
- [15] L. M. Nguyen, J. Liu, K. Scheinberg, and M. Takáč, “SARAH: A novel method for machine learning problems using stochastic recursive gradient,” in *Proc. Intl. Conf. Machine Learning*, Sydney, Australia, 2017.
- [16] L. M. Nguyen, M. van Dijk, D. T. Phan, P. H. Nguyen, T.-W. Weng, and J. R. Kalagnanam, “Optimal finite-sum smooth non-convex optimization with SARAH,” *arXiv preprint arXiv:1901.07648*, 2019.
- [17] A. Agarwal and L. Bottou, “A lower bound for the optimization of finite sums,” in *Proc. Intl. Conf. on Machine Learning*, Lille, France, 2015, pp. 78–86.
- [18] Z. Wang, K. Ji, Y. Zhou, Y. Liang, and V. Tarokh, “SpiderBoost: A class of faster variance-reduced algorithms for nonconvex optimization,” *arXiv preprint arXiv:1810.10690*, 2018.
- [19] C. Fang, C. J. Li, Z. Lin, and T. Zhang, “Spider: Near-optimal non-convex optimization via stochastic path-integrated differential estimator,” in *Proc. Advances in Neural Info. Process. Syst.*, Montreal, Canada, 2018, pp. 687–697.
- [20] J. Zhang, H. Zhang, and S. Sra, “R-spider: A fast riemannian stochastic optimization algorithm with curvature independent rate,” *arXiv preprint arXiv:1811.04194*, 2018.
- [21] N. H. Pham, L. M. Nguyen, D. T. Phan, and Q. Tran-Dinh, “ProxSARAH: An efficient algorithmic framework for stochastic composite nonconvex optimization,” *arXiv preprint arXiv:1902.05679*, 2019.
- [22] L. Xiao and T. Zhang, “A proximal stochastic gradient method with progressive variance reduction,” *SIAM Journal on Optimization*, vol. 24, no. 4, pp. 2057–2075, 2014.
- [23] N. S. Keskar, D. Mudigere, J. Nocedal, M. Smelyanskiy, and P. T. P. Tang, “On large-batch training for deep learning: Generalization gap and sharp minima,” *arXiv preprint arXiv:1609.04836*, 2016.
- [24] L. Lei, C. Ju, J. Chen, and M. I. Jordan, “Non-convex finite-sum optimization via scsg methods,” in *Proc. Advances in Neural Info. Process. Syst.*, 2017, pp. 2348–2358.
- [25] D. Kovalev, S. Horvath, and P. Richtarik, “Don’t jump through hoops and remove those loops: Svrg and katyusha are better without the outer loop,” *arXiv preprint arXiv:1901.08689*, 2019.
- [26] J. A. Gubner, *Probability and random processes for electrical and computer engineers*. Cambridge University Press, 2006.
- [27] C. Tan, S. Ma, Y.-H. Dai, and Y. Qian, “Barzilai-Borwein step size for stochastic gradient descent,” in *Proc. Advances in Neural Info. Process. Syst.*, 2016, pp. 685–693.
- [28] J. Barzilai and J. M. Borwein, “Two-point step size gradient methods,” *IMA Journal of Numerical Analysis*, vol. 8, no. 1, pp. 141–148, 1988.

Appendix

A A Comparison of L2S and Existing Algorithms

Differences with SARAH [15] and SpiderBoost [18]: The main difference is that the L2S gradient estimator \mathbf{v}_t in (4) schedules the full gradient computation in a random manner. Such difference further leads to different analysis.

Differences with SPIDER [19]: L2S gradient estimator \mathbf{v}_t in (4) is different with that of SPIDER. In addition, suppose $\tilde{\mathbf{v}}$ denotes the gradient estimate of SPIDER, the (inexact) update of SPIDER is $\mathbf{x}_t = \mathbf{x}_t - \eta \tilde{\mathbf{v}}_t / \|\tilde{\mathbf{v}}_t\|$. Furthermore, L2S is provably applicable for strongly convex problems, while the convergence properties of SPIDER in this case are unknown yet.

Differences with SCSG [24]: Indeed, the equivalent inner loop length of L2S, defined as the number of iterations between two consecutive computation of snapshot gradients, is a random variable, which shares a similar idea with [14] (SCSG with $B = n$). However there are a few key differences in addition to the fact that SCSG is designed based on SVRG.

- The main difference lies in the analysis techniques. Particularly, the event $N_{t_1:t}$ is leveraged in different ways. In SCSG, their “forward” analysis is analogous to fixing t_1 and exploring the randomness of future iterations, while our analysis takes the “backward” route, that is, fixing t and considering the randomness of t_1 in the previous iterations. As a result, our “backward” analysis leads to a moving average structure [cf. Lemma 3 and 4], an insight not offered by SCSG. In addition, our analysis is much easier than that of SCSG.
- Another difference is that in L2S, the length of an inner loop, $(t_2 - 1 - t_1)$, where t_1 and t_2 are two consecutive iterations to compute the snapshot gradient is not a geometrical random variable, and hence different with SCSG. As one can see the largest value that $(t_2 - 1 - t_1)$, can take is T , while the largest value of a geometric random variable is ∞ ;
- The total number of updates is a fixed number $T + 1$ in L2S, while it is a random variable in SCSG.
- The final outputs are different, that is, in (nonconvex) L2S we randomly choose from all past iterates; while in SCSG it is randomly chosen from the outputs of inner loop;

The L-SVRG [25], which is closely linked with SCSG, is parallel to our work. And in L-SVRG only strongly convex problems are considered but convex and nonconvex problems are also dealt with in this work. Besides, our analysis is significantly different from theirs.

B Useful Lemmas and Facts

Lemma 6. [1, Theorem 2.1.5]. *If f is convex and has L -Lipschitz gradient, then the following inequalities are true*

$$f(\mathbf{x}) - f(\mathbf{y}) \leq \langle \nabla f(\mathbf{y}), \mathbf{x} - \mathbf{y} \rangle + \frac{L}{2} \|\mathbf{x} - \mathbf{y}\|^2 \quad (8a)$$

$$f(\mathbf{x}) - f(\mathbf{y}) \geq \langle \nabla f(\mathbf{y}), \mathbf{x} - \mathbf{y} \rangle + \frac{1}{2L} \|\nabla f(\mathbf{x}) - \nabla f(\mathbf{y})\|^2 \quad (8b)$$

$$\langle \nabla f(\mathbf{x}) - \nabla f(\mathbf{y}), \mathbf{x} - \mathbf{y} \rangle \geq \frac{1}{L} \|\nabla f(\mathbf{x}) - \nabla f(\mathbf{y})\|^2. \quad (8c)$$

Note that inequality (8a) does not require convexity.

Lemma 7. [1]. *If f is μ -strongly convex and has L -Lipschitz gradient, with $\mathbf{x}^* := \arg \min f(\mathbf{x})$, the following inequalities are true*

$$2\mu(f(\mathbf{x}) - f(\mathbf{x}^*)) \leq \|\nabla f(\mathbf{x})\|^2 \leq 2L(f(\mathbf{x}) - f(\mathbf{x}^*)) \quad (9a)$$

$$\mu \|\mathbf{x} - \mathbf{x}^*\| \leq \|\nabla f(\mathbf{x})\| \leq L \|\mathbf{x} - \mathbf{x}^*\| \quad (9b)$$

$$\frac{\mu}{2} \|\mathbf{x} - \mathbf{x}^*\|^2 \leq f(\mathbf{x}) - f(\mathbf{x}^*) \leq \frac{L}{2} \|\mathbf{x} - \mathbf{x}^*\|^2 \quad (9c)$$

$$\langle \nabla f(\mathbf{x}) - \nabla f(\mathbf{y}), \mathbf{x} - \mathbf{y} \rangle \geq \mu \|\mathbf{x} - \mathbf{y}\|^2. \quad (9d)$$

Proof. By definition $f(\mathbf{x}^*) - f(\mathbf{x}) \geq \langle \nabla f(\mathbf{x}), \mathbf{x}^* - \mathbf{x} \rangle + \frac{\mu}{2} \|\mathbf{x} - \mathbf{x}^*\|^2$, minimizing over $\mathbf{x} - \mathbf{x}^*$ on RHS result in (9a). Inequality (9b) follows from [1, Theorem 2.1.9] and the fact $\nabla f(\mathbf{x}^*) = 0$. Inequality (9c) is from [1, Theorem 2.1.7]; and, inequality (9d) is from [1, Theorem 2.1.9] \square

C Technical Proofs in Section 3.1

C.1 Proof of Lemma 3

The proof builds on following lemmas.

Lemma 8. *The following equality is true for $t > t_1$*

$$\mathbb{E}[\|\nabla F(\mathbf{x}_t) - \mathbf{v}_t\|^2 | N_{t_1:t}] = \sum_{\tau=t_1+1}^t \mathbb{E}[\|\mathbf{v}_\tau - \mathbf{v}_{\tau-1}\|^2 | N_{t_1:t}] - \sum_{\tau=t_1+1}^t \mathbb{E}[\|\nabla F(\mathbf{x}_\tau) - \nabla F(\mathbf{x}_{\tau-1})\|^2 | N_{t_1:t}].$$

Proof. Consider that

$$\begin{aligned} & \mathbb{E}[\|\nabla F(\mathbf{x}_t) - \mathbf{v}_t\|^2 | \mathcal{F}_{t-1}, N_{t_1:t}] \\ &= \mathbb{E}[\|\nabla F(\mathbf{x}_t) - \nabla F(\mathbf{x}_{t-1}) + \nabla F(\mathbf{x}_{t-1}) - \mathbf{v}_{t-1} + \mathbf{v}_{t-1} - \mathbf{v}_t\|^2 | \mathcal{F}_{t-1}, N_{t_1:t}] \\ &= \|\nabla F(\mathbf{x}_t) - \nabla F(\mathbf{x}_{t-1})\|^2 + \mathbb{E}[\|\mathbf{v}_t - \mathbf{v}_{t-1}\|^2 | \mathcal{F}_{t-1}, N_{t_1:t}] + \|\nabla F(\mathbf{x}_{t-1}) - \mathbf{v}_{t-1}\|^2 \\ & \quad + 2\langle \nabla F(\mathbf{x}_t) - \nabla F(\mathbf{x}_{t-1}), \nabla F(\mathbf{x}_{t-1}) - \mathbf{v}_{t-1} \rangle \\ & \quad + 2\mathbb{E}[\langle \nabla F(\mathbf{x}_t) - \nabla F(\mathbf{x}_{t-1}), \mathbf{v}_{t-1} - \mathbf{v}_t \rangle | \mathcal{F}_{t-1}, N_{t_1:t}] \\ & \quad + 2\mathbb{E}[\langle \nabla F(\mathbf{x}_{t-1}) - \mathbf{v}_{t-1}, \mathbf{v}_{t-1} - \mathbf{v}_t \rangle | \mathcal{F}_{t-1}, N_{t_1:t}] \\ &= \mathbb{E}[\|\mathbf{v}_t - \mathbf{v}_{t-1}\|^2 | \mathcal{F}_{t-1}, N_{t_1:t}] - \|\nabla F(\mathbf{x}_t) - \nabla F(\mathbf{x}_{t-1})\|^2 + \|\nabla F(\mathbf{x}_{t-1}) - \mathbf{v}_{t-1}\|^2 \end{aligned} \quad (10)$$

where the last equation is due to $\mathbb{E}[\mathbf{v}_t - \mathbf{v}_{t-1} | \mathcal{F}_{t-1}, N_{t_1:t}] = \nabla F(\mathbf{x}_t) - \nabla F(\mathbf{x}_{t-1})$. We can expand $\mathbb{E}[\|\nabla F(\mathbf{x}_{t-1}) - \mathbf{v}_{t-1}\|^2 | \mathcal{F}_{t-2}, N_{t_1:t}]$ using the same argument. Note that we have $\nabla F(\mathbf{x}_{t_1}) = \mathbf{v}_{t_1}$, which suggests

$$\mathbb{E}[\|\nabla F(\mathbf{x}_{t_1+1}) - \mathbf{v}_{t_1+1}\|^2 | \mathcal{F}_{t_1}, N_{t_1:t}] = \mathbb{E}[\|\mathbf{v}_{t_1+1} - \mathbf{v}_{t_1}\|^2 | \mathcal{F}_{t_1}, N_{t_1:t}] - \|\nabla F(\mathbf{x}_{t_1+1}) - \nabla F(\mathbf{x}_{t_1})\|^2$$

Then taking expectation w.r.t. \mathcal{F}_{t-1} and expanding $\mathbb{E}[\|\nabla F(\mathbf{x}_{t-1}) - \mathbf{v}_{t-1}\|^2]$ in (10), the lemma is proved. \square

Lemma 9. *For a given t , events $N_{t_1:t}$ and $N_{t_2:t}$ are disjoint when $t_1 \neq t_2$; and $\sum_{t_1=0}^t \mathbb{P}(N_{t_1:t}) = 1$.*

Proof. If $t_1 \neq t_2$, by definition $N_{t_1:t}$ and $N_{t_2:t}$ are disjoint, since the most recent calculated snapshot gradient can only appear at either t_1 or t_2 . Then, since in each iteration, whether to compute a snapshot gradient or a gradient estimator is independent, we thus have

$$\mathbb{P}(N_{t_1:t}) = \begin{cases} \frac{1}{m} \left(1 - \frac{1}{m}\right)^{t-t_1} & \text{if } 1 \leq t_1 \leq t \\ \left(1 - \frac{1}{m}\right)^t & \text{if } t_1 = 0. \end{cases} \quad (11)$$

Hence we have

$$\begin{aligned} \sum_{t_1=0}^t \mathbb{P}(N_{t_1:t}) &= \left(1 - \frac{1}{m}\right)^t + \sum_{t_1=1}^{t-1} \frac{1}{m} \left(1 - \frac{1}{m}\right)^{t-t_1} + \frac{1}{m} \\ &= \left(1 - \frac{1}{m}\right)^t + \frac{1}{m} \frac{1 - \frac{1}{m} - \left(1 - \frac{1}{m}\right)^t}{1 - \left(1 - \frac{1}{m}\right)} + \frac{1}{m} = 1 \end{aligned}$$

which completes the proof. \square

The implication of this lemma is that *law of total probability* [26] holds, that is, for a random variable C_t that happens in iteration t , the following equation holds

$$\mathbb{E}[C_t] = \sum_{t_1=0}^t \mathbb{E}[C_t | N_{t_1:t}] \mathbb{P}\{N_{t_1:t}\} \quad (12)$$

Proof of Lemma 3: Now we turn to proof Lemma 3. To start with, consider that when $t_1 \neq t$

$$\begin{aligned}
& \mathbb{E}[\|\mathbf{v}_t\|^2 | \mathcal{F}_{t-1}, N_{t_1:t}] = \mathbb{E}[\|\mathbf{v}_t - \mathbf{v}_{t-1} + \mathbf{v}_{t-1}\|^2 | \mathcal{F}_{t-1}, N_{t_1:t}] \\
&= \|\mathbf{v}_{t-1}\|^2 + \mathbb{E}[\|\mathbf{v}_t - \mathbf{v}_{t-1}\|^2 | \mathcal{F}_{t-1}, N_{t_1:t}] + 2\mathbb{E}[\langle \mathbf{v}_{t-1}, \mathbf{v}_t - \mathbf{v}_{t-1} \rangle | \mathcal{F}_{t-1}, N_{t_1:t}] \\
&\stackrel{(a)}{=} \|\mathbf{v}_{t-1}\|^2 + \mathbb{E}\left[\|\mathbf{v}_t - \mathbf{v}_{t-1}\|^2 + \frac{2}{\eta} \left\langle \mathbf{x}_{t-1} - \mathbf{x}_t, \nabla f_{i_t}(\mathbf{x}_t) - \nabla f_{i_t}(\mathbf{x}_{t-1}) \right\rangle \middle| \mathcal{F}_{t-1}, N_{t_1:t}\right] \\
&\stackrel{(b)}{\leq} \|\mathbf{v}_{t-1}\|^2 + \mathbb{E}\left[\|\mathbf{v}_t - \mathbf{v}_{t-1}\|^2 - \frac{2}{\eta L} \|\nabla f_{i_t}(\mathbf{x}_t) - \nabla f_{i_t}(\mathbf{x}_{t-1})\|^2 \middle| \mathcal{F}_{t-1}, N_{t_1:t}\right] \\
&= \|\mathbf{v}_{t-1}\|^2 + \mathbb{E}\left[\|\mathbf{v}_t - \mathbf{v}_{t-1}\|^2 - \frac{2}{\eta L} \|\mathbf{v}_t - \mathbf{v}_{t-1}\|^2 \middle| \mathcal{F}_{t-1}, N_{t_1:t}\right] \\
&= \|\mathbf{v}_{t-1}\|^2 + \mathbb{E}\left[\left(1 - \frac{2}{\eta L}\right) \|\mathbf{v}_t - \mathbf{v}_{t-1}\|^2 \middle| \mathcal{F}_{t-1}, N_{t_1:t}\right]
\end{aligned}$$

where (a) follows from (25) and the update $\mathbf{x}_t = \mathbf{x}_{t-1} - \eta \mathbf{v}_{t-1}$; and (b) is the result of (8c). Then by choosing η such that $1 - \frac{2}{\eta L} < 0$, e.g., $\eta < 2/L$, we have

$$\mathbb{E}[\|\mathbf{v}_t - \mathbf{v}_{t-1}\|^2 | \mathcal{F}_{t-1}, N_{t_1:t}] \leq \frac{\eta L}{2 - \eta L} \left(\|\mathbf{v}_{t-1}\|^2 - \mathbb{E}[\|\mathbf{v}_t\|^2 | \mathcal{F}_{t-1}, N_{t_1:t}] \right). \quad (13)$$

Plugging (13) into Lemma 8, we have

$$\begin{aligned}
\mathbb{E}[\|\nabla F(\mathbf{x}_t) - \mathbf{v}_t\|^2 | \mathcal{F}_{t_1-1}, N_{t_1:t}] &\leq \sum_{\tau=t_1+1}^t \mathbb{E}[\|\mathbf{v}_\tau - \mathbf{v}_{\tau-1}\|^2 | \mathcal{F}_{t_1-1}, N_{t_1:t}] \\
&= \frac{\eta L}{2 - \eta L} \mathbb{E}[\|\mathbf{v}_{t_1}\|^2 | \mathcal{F}_{t_1-1}, N_{t_1:t}] = \frac{\eta L}{2 - \eta L} \|\nabla F(\mathbf{x}_{t_1})\|^2
\end{aligned}$$

where the last equation is because conditioned on $N_{t_1:t}$, $\mathbf{v}_{t_1} = \nabla F(\mathbf{x}_{t_1})$. Note that when $t_1 = t$, this inequality automatically holds since LFS equals to 0. Noticing that the randomness of $\nabla F(\mathbf{x}_{t_1})$ is irrelevant to B_{t_1} (and thus $N_{t_1:t}$), after taking expectation w.r.t. \mathcal{F}_{t_1-1} , we have

$$\mathbb{E}[\|\nabla F(\mathbf{x}_t) - \mathbf{v}_t\|^2 | N_{t_1:t}] \leq \frac{\eta L}{2 - \eta L} \mathbb{E}[\|\nabla F(\mathbf{x}_{t_1})\|^2 | N_{t_1:t}] = \frac{\eta L}{2 - \eta L} \mathbb{E}[\|\nabla F(\mathbf{x}_{t_1})\|^2]$$

which proves the first part of Lemma 3.

For the second part of Lemma 3, we can calculate the probability of $N_{t_1:t}$ following (11) in Lemma 9. Then we have

$$\begin{aligned}
\mathbb{E}[\|\nabla F(\mathbf{x}_t) - \mathbf{v}_t\|^2] &\stackrel{(c)}{=} \sum_{t_1=0}^{t-1} \mathbb{E}[\|\nabla F(\mathbf{x}_t) - \mathbf{v}_t\|^2 | N_{t_1:t}] \mathbb{P}\{N_{t_1:t}\} \\
&\leq \sum_{t_1=0}^{t-1} \frac{\eta L}{2 - \eta L} \mathbb{E}[\|\nabla F(\mathbf{x}_{t_1})\|^2] \mathbb{P}\{N_{t_1:t}\} \\
&= \frac{\eta L}{2 - \eta L} \left[\frac{1}{m} \sum_{\tau=1}^{t-1} \left(1 - \frac{1}{m}\right)^{t-\tau} \mathbb{E}[\|\nabla F(\mathbf{x}_\tau)\|^2] + \left(1 - \frac{1}{m}\right)^t \mathbb{E}[\|\nabla F(\mathbf{x}_0)\|^2] \right]
\end{aligned}$$

where (c) is the result of Lemma 9 (law of total probability), and $\mathbb{E}[\|\nabla F(\mathbf{x}_t) - \mathbf{v}_t\|^2 | N_{t:t}] = 0$. The proof is thus completed.

C.2 Proof of Theorem 1

Following Assumption 1, we have

$$\begin{aligned}
F(\mathbf{x}_{t+1}) - F(\mathbf{x}_t) &\leq \langle \nabla F(\mathbf{x}_t), \mathbf{x}_{t+1} - \mathbf{x}_t \rangle + \frac{L}{2} \|\mathbf{x}_{t+1} - \mathbf{x}_t\|^2 \\
&= -\eta \langle \nabla F(\mathbf{x}_t), \mathbf{v}_t \rangle + \frac{\eta^2 L}{2} \|\mathbf{v}_t\|^2 \\
&= -\frac{\eta}{2} [\|\nabla F(\mathbf{x}_t)\|^2 + \|\mathbf{v}_t\|^2 - \|\nabla F(\mathbf{x}_t) - \mathbf{v}_t\|^2] + \frac{\eta^2 L}{2} \|\mathbf{v}_t\|^2
\end{aligned} \quad (14)$$

where the last equation is due to $\langle \mathbf{a}, \mathbf{b} \rangle = \frac{1}{2}[\|\mathbf{a}\|^2 + \|\mathbf{b}\|^2 - \|\mathbf{a} - \mathbf{b}\|^2]$. Rearranging the terms, we arrive at

$$\begin{aligned}\|\nabla F(\mathbf{x}_t)\|^2 &\leq \frac{2[F(\mathbf{x}_t) - F(\mathbf{x}_{t+1})]}{\eta} + \|\nabla F(\mathbf{x}_t) - \mathbf{v}_t\|^2 - (1 - \eta L)\|\mathbf{v}_t\|^2 \\ &\leq \frac{2[F(\mathbf{x}_t) - F(\mathbf{x}_{t+1})]}{\eta} + \|\nabla F(\mathbf{x}_t) - \mathbf{v}_t\|^2\end{aligned}$$

where the last inequality holds since we choose $\eta < 1/L$. Taking expectation and summing over $t = 1, \dots, T$, we have

$$\begin{aligned}\sum_{t=1}^T \mathbb{E}[\|\nabla F(\mathbf{x}_t)\|^2] &\leq \frac{2[F(\mathbf{x}_1) - F(\mathbf{x}_{T+1})]}{\eta} + \sum_{t=1}^T \mathbb{E}[\|\nabla F(\mathbf{x}_t) - \mathbf{v}_t\|^2] \\ &\stackrel{(a)}{\leq} \frac{2[F(\mathbf{x}_1) - F(\mathbf{x}_{T+1})]}{\eta} + \frac{\eta L}{2 - \eta L} \frac{1}{m} \sum_{t=1}^T \sum_{\tau=1}^{t-1} \left(1 - \frac{1}{m}\right)^{t-\tau} \mathbb{E}[\|\nabla F(\mathbf{x}_\tau)\|^2] \\ &\quad + \frac{\eta L}{2 - \eta L} \sum_{t=1}^T \left(1 - \frac{1}{m}\right)^t \|\nabla F(\mathbf{x}_0)\|^2 \\ &\stackrel{(b)}{\leq} \frac{2[F(\mathbf{x}_1) - F(\mathbf{x}_{T+1})]}{\eta} + \frac{\eta L}{2 - \eta L} \frac{1}{m} \sum_{t=1}^{T-1} \left[\sum_{\tau=1}^{T-t} \left(1 - \frac{1}{m}\right)^\tau \right] \mathbb{E}[\|\nabla F(\mathbf{x}_t)\|^2] \\ &\quad + \frac{m\eta L}{2 - \eta L} \|\nabla F(\mathbf{x}_0)\|^2 \\ &\stackrel{(c)}{\leq} \frac{2[F(\mathbf{x}_1) - F(\mathbf{x}_{T+1})]}{\eta} + \frac{\eta L}{2 - \eta L} \sum_{t=1}^T \mathbb{E}[\|\nabla F(\mathbf{x}_t)\|^2] + \frac{m\eta L}{2 - \eta L} \|\nabla F(\mathbf{x}_0)\|^2\end{aligned}$$

where (a) is the result of Lemma 3; (b) is by changing the order of summation, and $\sum_{t=1}^T (1 - \frac{1}{m})^t \leq m$; and, (c) is again by $\sum_{\tau=1}^{T-t} (1 - \frac{1}{m})^\tau \leq m$. Rearranging the terms and dividing both sides by T , we have

$$\begin{aligned}\left(1 - \frac{\eta L}{2 - \eta L}\right) \frac{1}{T} \sum_{t=1}^T \mathbb{E}[\|\nabla F(\mathbf{x}_t)\|^2] &\leq \frac{2[F(\mathbf{x}_1) - F(\mathbf{x}_{T+1})]}{\eta T} + \frac{\eta L}{2 - \eta L} \frac{m}{T} \|\nabla F(\mathbf{x}_0)\|^2 \\ &\leq \frac{2[F(\mathbf{x}_1) - F(\mathbf{x}^*)]}{\eta T} + \frac{\eta L}{2 - \eta L} \frac{m}{T} \|\nabla F(\mathbf{x}_0)\|^2.\end{aligned}\tag{15}$$

Finally, since $\mathbf{v}_0 = \nabla F(\mathbf{x}_0)$, we have

$$\begin{aligned}F(\mathbf{x}_1) - F(\mathbf{x}_0) &\leq \langle \nabla F(\mathbf{x}_0), \mathbf{x}_1 - \mathbf{x}_0 \rangle + \frac{L}{2} \|\mathbf{x}_1 - \mathbf{x}_0\|^2 \\ &= -\eta \|\nabla F(\mathbf{x}_0)\|^2 + \frac{\eta^2 L}{2} \|\nabla F(\mathbf{x}_0)\|^2 \leq 0\end{aligned}\tag{16}$$

where the last inequality follows from $\eta < 1/L$. Hence we have $F(\mathbf{x}_1) \leq F(\mathbf{x}_0)$, which is applying to (15) to have

$$\left(1 - \frac{\eta L}{2 - \eta L}\right) \frac{1}{T} \sum_{t=1}^T \mathbb{E}[\|\nabla F(\mathbf{x}_t)\|^2] \leq \frac{2[F(\mathbf{x}_0) - F(\mathbf{x}^*)]}{\eta T} + \frac{\eta L}{2 - \eta L} \frac{m}{T} \|\nabla F(\mathbf{x}_0)\|^2.$$

Now if we choose $\eta < 1/L$ as a constant such that $1 - \frac{\eta L}{2 - \eta L} \geq C_\eta$ with C_η being also a constant, then we have

$$\mathbb{E}[\|\nabla F(\mathbf{x}_a)\|^2] = \frac{1}{T} \sum_{t=1}^T \mathbb{E}[\|\nabla F(\mathbf{x}_t)\|^2] = \mathcal{O}\left(\frac{F(\mathbf{x}_0) - F(\mathbf{x}^*)}{\eta T C_\eta} + \frac{m\eta L \|\nabla F(\mathbf{x}_0)\|^2}{T C_\eta}\right).$$

C.3 Proof of Corollary 1

First from Theorem 1, it is clear that choosing $\eta = \mathcal{O}(1/L)$, we have $\mathbb{E}[\|\nabla F(\mathbf{x}_a)\|^2] = \mathcal{O}(m/T)$. Hence in order to let $\mathbb{E}[\|\nabla F(\mathbf{x}_a)\|^2] = \epsilon$, $T = \mathcal{O}(m/\epsilon)$ iterations are needed. Note that in expectation, each iteration requires $\frac{n}{m} + 2(1 - \frac{1}{m})$ IFO calls. Also, when computing \mathbf{v}_0 , n IFO calls are required.

Combining these together, if $m = \Theta(\sqrt{n})$, then $\mathbb{E}[\|\nabla F(\mathbf{x}_a)\|^2] = \mathcal{O}(\sqrt{n}/T)$, and the number of IFO calls is $n + [\frac{n}{m} + 2(1 - \frac{1}{m})]T = \mathcal{O}(n + n/\epsilon)$.

Similarly, if $m = \Theta(n)$, then we have $\mathbb{E}[\|\nabla F(\mathbf{x}_a)\|^2] = \mathcal{O}(n/T)$, and the number of IFO calls is $\mathcal{O}(n + n/\epsilon)$.

C.4 Proof of Corollary 2

From Theorem 1, it is clear that with a large m , choosing $\eta = \mathcal{O}(1/\sqrt{m}L)$ leads to $C_\eta \geq 0.5$. Thus we have $\mathbb{E}[\|\mathbf{x}_a\|^2] = \mathcal{O}(\sqrt{m}/T)$. Let $\mathbb{E}[\|\mathbf{x}_a\|^2] = \epsilon$, which requires $T = \mathcal{O}(\sqrt{m}/\epsilon)$.

Choosing $m = \Theta(n)$, then $\mathbb{E}[\|\mathbf{x}_a\|^2] = \mathcal{O}(\sqrt{n}/T)$, and the number of IFO calls is $n + [\frac{n}{m} + 2(1 - \frac{1}{m})]T = \mathcal{O}(n + \sqrt{n}/\epsilon)$.

D Technical Proofs in Section 3.2

Using the Bernoulli random variable B_t introduced in (3), L2S (Alg. 2) can be written as Alg. 4.

Algorithm 4 L2S Equivalent Form

```

1: Initialize:  $\mathbf{x}_0, \eta, m, T$ 
2: Compute  $\mathbf{v}_0 = \nabla F(\mathbf{x}_0)$ 
3:  $\mathbf{x}_1 = \mathbf{x}_0 - \eta \mathbf{v}_0$ 
4: for  $t = 1, 2, \dots, T$  do
5:   Randomly generate  $B_t$ :  $B_t = 1$  w.p.  $\frac{1}{m}$ , and  $B_t = 0$  w.p.  $1 - \frac{1}{m}$ 
6:   if  $B_t = 1$  then,
7:      $\mathbf{v}_t = \nabla F(\mathbf{x}_t)$ 
8:   else
9:      $\mathbf{v}_t = \nabla f_{i_t}(\mathbf{x}_t) - \nabla f_{i_t}(\mathbf{x}_{t-1}) + \mathbf{v}_{t-1}$ 
10:  end if
11:   $\mathbf{x}_{t+1} = \mathbf{x}_t - \eta \mathbf{v}_t$ 
12: end for
13: Output: randomly chosen from  $\{\mathbf{x}_t\}_{t=1}^T$ 

```

Recall that a known $N_{t_1:t}$ is equivalent to $B_{t_1} = 1, B_{t_1+1} = 0, \dots, B_t = 0$. Using this relation, we are ready to prove Lemma 4.

D.1 Proof of Lemma 4

It can be seen that for nonconvex problems, Lemma 8 still holds, and thus we have

$$\begin{aligned}
\mathbb{E}[\|\nabla F(\mathbf{x}_t) - \mathbf{v}_t\|^2 | N_{t_1:t}] &\leq \sum_{\tau=t_1+1}^t \mathbb{E}[\|\mathbf{v}_\tau - \mathbf{v}_{\tau-1}\|^2 | N_{t_1:t}] \\
&= \sum_{\tau=t_1+1}^t \mathbb{E}[\|\nabla f_{i_\tau}(\mathbf{x}_\tau) - \nabla f_{i_\tau}(\mathbf{x}_{\tau-1})\|^2 | N_{t_1:t}] \\
&\leq \eta^2 L^2 \sum_{\tau=t_1+1}^t \mathbb{E}[\|\mathbf{v}_{\tau-1}\|^2 | N_{t_1:t}] = \eta^2 L^2 \sum_{\tau=t_1}^{t-1} \mathbb{E}[\|\mathbf{v}_\tau\|^2 | N_{t_1:t}] \quad (17)
\end{aligned}$$

where the last inequality follows from Assumption 1 and $\mathbf{x}_\tau = \mathbf{x}_{\tau-1} - \eta \mathbf{v}_{\tau-1}$. Hence the first part of this lemma is proved. Next, we have

$$\begin{aligned}
& \mathbb{E}[\|\nabla F(\mathbf{x}_t) - \mathbf{v}_t\|^2] \stackrel{(a)}{=} \sum_{t_1=0}^{t-1} \mathbb{E}[\|\nabla F(\mathbf{x}_t) - \mathbf{v}_t\|^2 | N_{t_1:t}] \mathbb{P}\{N_{t_1:t}\} \\
& \stackrel{(b)}{\leq} \eta^2 L^2 \sum_{t_1=0}^{t-1} \sum_{\tau=t_1}^{t-1} \mathbb{E}[\|\mathbf{v}_\tau\|^2 | N_{t_1:t}] \mathbb{P}\{N_{t_1:t}\} \stackrel{(c)}{=} \eta^2 L^2 \sum_{\tau=0}^{t-1} \left[\sum_{t_1=0}^{\tau} \mathbb{E}[\|\mathbf{v}_\tau\|^2 | N_{t_1:t}] \mathbb{P}\{N_{t_1:t}\} \right] \\
& \stackrel{(d)}{=} \eta^2 L^2 \sum_{\tau=0}^{t-1} \left[\mathbb{E}[\|\mathbf{v}_\tau\|^2] - \sum_{t_1=\tau+1}^t \mathbb{E}[\|\mathbf{v}_\tau\|^2 | N_{t_1:t}] \mathbb{P}\{N_{t_1:t}\} \right] \\
& \stackrel{(e)}{=} \eta^2 L^2 \sum_{\tau=0}^{t-1} \left[\mathbb{E}[\|\mathbf{v}_\tau\|^2] - \sum_{t_1=\tau+1}^t \mathbb{E}[\|\mathbf{v}_\tau\|^2] \mathbb{P}\{N_{t_1:t}\} \right] \\
& = \eta^2 L^2 \sum_{\tau=0}^{t-1} \left[\sum_{t_1=0}^{\tau} \mathbb{P}\{N_{t_1:t}\} \right] \mathbb{E}[\|\mathbf{v}_\tau\|^2] = \eta^2 L^2 \sum_{\tau=0}^{t-1} \left(1 - \frac{1}{m}\right)^{t-\tau} \mathbb{E}[\|\mathbf{v}_\tau\|^2]
\end{aligned}$$

where (a) is by Lemma 9 (or law of total probability) and $\mathbb{E}[\|\nabla F(\mathbf{x}_t) - \mathbf{v}_t\|^2 | N_{t:t}] = 0$; (b) is obtained by plugging (17) in; (c) is established by changing the order of summation; (d) is again by Lemma 9 (or law of total probability); and (e) is due to the independence of \mathbf{v}_τ and $N_{t_1:t}$ when $t_1 > \tau$, that is, $\mathbb{E}[\|\mathbf{v}_\tau\|^2 | N_{t_1:t}] = \mathbb{E}[\|\mathbf{v}_\tau\|^2 | B_{t_1} = 1, B_{t_1+1} = 0, \dots, B_t = 0] = \mathbb{E}[\|\mathbf{v}_\tau\|^2]$. To be more precise, given $t_1 > \tau$, notice the randomness of \mathbf{v}_τ comes from B_1, B_2, \dots, B_τ and i_1, i_2, \dots, i_τ , and thus is independent with $B_{t_1}, B_{t_1+1}, \dots, B_t$.

D.2 Proof of Theorem 2

Following the same steps of (14) in Theorem 1, we have

$$\|\nabla F(\mathbf{x}_t)\|^2 \leq \frac{2[F(\mathbf{x}_t) - F(\mathbf{x}_{t+1})]}{\eta} + \|\nabla F(\mathbf{x}_t) - \mathbf{v}_t\|^2 - (1 - \eta L)\|\mathbf{v}_t\|^2.$$

Then taking expectation and summing over t , we have

$$\begin{aligned}
& \sum_{t=1}^T \mathbb{E}[\|\nabla F(\mathbf{x}_t)\|^2] \leq \frac{2[F(\mathbf{x}_1) - F(\mathbf{x}^*)]}{\eta} + \sum_{t=1}^T \mathbb{E}[\|\nabla F(\mathbf{x}_t) - \mathbf{v}_t\|^2] - (1 - \eta L) \sum_{t=1}^T \mathbb{E}[\|\mathbf{v}_t\|^2] \\
& \stackrel{(a)}{\leq} \frac{2[F(\mathbf{x}_1) - F(\mathbf{x}^*)]}{\eta} + \eta^2 L^2 \sum_{t=1}^T \sum_{\tau=0}^{t-1} \left(1 - \frac{1}{m}\right)^{t-\tau} \mathbb{E}[\|\mathbf{v}_\tau\|^2] - (1 - \eta L) \sum_{t=1}^T \mathbb{E}[\|\mathbf{v}_t\|^2] \\
& \stackrel{(b)}{\leq} \frac{2[F(\mathbf{x}_1) - F(\mathbf{x}^*)]}{\eta} + \eta^2 L^2 \sum_{t=1}^T \sum_{\tau=0}^{t-1} \left(1 - \frac{1}{m}\right)^{t-\tau} \mathbb{E}[\|\mathbf{v}_\tau\|^2] - (1 - \eta L) \sum_{t=1}^{T-1} \mathbb{E}[\|\mathbf{v}_t\|^2] \\
& \stackrel{(c)}{\leq} \frac{2[F(\mathbf{x}_1) - F(\mathbf{x}^*)]}{\eta} + m\eta^2 L^2 \sum_{t=0}^{T-1} \mathbb{E}[\|\mathbf{v}_t\|^2] - (1 - \eta L) \sum_{t=1}^{T-1} \mathbb{E}[\|\mathbf{v}_t\|^2] \\
& = \frac{2[F(\mathbf{x}_1) - F(\mathbf{x}^*)]}{\eta} + m\eta^2 L^2 \|\mathbf{v}_0\|^2 + (m\eta^2 L^2 + \eta L - 1) \sum_{t=1}^{T-1} \mathbb{E}[\|\mathbf{v}_t\|^2]
\end{aligned} \tag{18}$$

where (a) is by Lemma 4; (b) holds when $1 - \eta L \geq 0$; and (c) is by exchanging the order of summation and $\sum_{t=1}^{T-1} (1 - \frac{1}{m})^t \leq m$. Then choosing η such that $m\eta^2 L^2 + \eta L - 1 \leq 0$, i.e., $\eta \in (0, \frac{\sqrt{4m+1}-1}{2mL}] = \mathcal{O}(\frac{1}{L\sqrt{m}})$, we

can eliminate the last term in (18). Plugging m in and dividing both sides by T , we have

$$\begin{aligned}\mathbb{E}[\|\nabla F(\mathbf{x}_a)\|^2] &= \frac{1}{T} \sum_{t=1}^T \mathbb{E}[\|\nabla F(\mathbf{x}_t)\|^2] \leq \frac{2[F(\mathbf{x}_1) - F(\mathbf{x}^*)]}{\eta T} + \frac{m\eta^2 L^2}{T} \|\nabla F(\mathbf{x}_0)\|^2 \\ &\stackrel{(d)}{\leq} \frac{2[F(\mathbf{x}_0) - F(\mathbf{x}^*)]}{\eta T} + \frac{m\eta^2 L^2}{T} \|\nabla F(\mathbf{x}_0)\|^2 \\ &= \mathcal{O}\left(\frac{L\sqrt{m}[F(\mathbf{x}_0) - F(\mathbf{x}^*)]}{T} + \frac{\|\nabla F(\mathbf{x}_0)\|^2}{T}\right)\end{aligned}$$

where (d) is because when $\eta \leq 2/L$, $F(\mathbf{x}_0) \geq F(\mathbf{x}_1)$, as we have already seen from (16). The proof is thus completed.

D.3 Proof of Corollary 3

First from Theorem 2, it is clear that choosing $\eta = \mathcal{O}(1/L\sqrt{m})$, we have $\mathbb{E}[\|\nabla F(\mathbf{x}_a)\|^2] = \mathcal{O}(\sqrt{m}/T)$. Hence in order to let $\mathbb{E}[\|\nabla F(\mathbf{x}_a)\|^2] = \epsilon$, $T = \mathcal{O}(\sqrt{m}/\epsilon)$ iterations are needed. Note that in expectation, each iteration requires $\frac{n}{m} + 2(1 - \frac{1}{m})$ IFO calls. Also, when computing \mathbf{v}_0 , n IFO calls are required.

Combining these together, choosing $m = \Theta(n)$, then the number of IFO calls is $n + [\frac{n}{m} + 2(1 - \frac{1}{m})]T = \mathcal{O}(n + \sqrt{n}/\epsilon)$.

E Technical Proofs in Section 3.3

E.1 Proof of Lemma 5

First we borrow the following Lemma from [15] and summarize it below (with slightly changed the notation). And we use η^s to denote the step size of outer loop s .

Lemma 10. [15, Theorem 1a] Suppose that Assumptions 1 - 3 hold. Choosing step size $\eta^s \leq 2/L$ in SARAH (Alg. 1), then for a particular inner loop s and any $t \geq 1$, we have

$$\mathbb{E}[\|\mathbf{v}_t^s\|^2] \leq \left[1 - \left(\frac{2}{\eta^s L} - 1\right)\mu^2(\eta^s)^2\right]^t \mathbb{E}[\|\nabla F(\tilde{\mathbf{x}}^{s-1})\|^2].$$

Following Assumption 1, we have

$$F(\mathbf{x}_{t+1}^s) - F(\mathbf{x}_t^s) \leq -\frac{\eta^s}{2} [\|\nabla F(\mathbf{x}_t^s)\|^2 + \|\mathbf{v}_t^s\|^2 - \|\nabla F(\mathbf{x}_t^s) - \mathbf{v}_t^s\|^2] + \frac{(\eta^s)^2 L}{2} \|\mathbf{v}_t^s\|^2. \quad (19)$$

The derivation is exactly the same as (14), hence we do not repeat it here. Rearranging the terms and dividing both sides with $\eta^s/2$, we have

$$\begin{aligned}\|\nabla F(\mathbf{x}_t^s)\|^2 &\leq \frac{2[F(\mathbf{x}_t^s) - F(\mathbf{x}_{t+1}^s)]}{\eta^s} + \|\nabla F(\mathbf{x}_t^s) - \mathbf{v}_t^s\|^2 - (1 - \eta^s L) \|\mathbf{v}_t^s\|^2 \\ &\stackrel{(a)}{\leq} \frac{2\langle \nabla F(\mathbf{x}_t^s), \mathbf{x}_t^s - \mathbf{x}_{t+1}^s \rangle}{\eta^s} + \|\nabla F(\mathbf{x}_t^s) - \mathbf{v}_t^s\|^2 - (1 - \eta^s L) \|\mathbf{v}_t^s\|^2 \\ &\stackrel{(b)}{\leq} \frac{2}{\eta^s} \left[\frac{\delta \|\nabla F(\mathbf{x}_t^s)\|^2}{2} + \frac{\|\mathbf{x}_t^s - \mathbf{x}_{t+1}^s\|^2}{2\delta} \right] + \|\nabla F(\mathbf{x}_t^s) - \mathbf{v}_t^s\|^2 - (1 - \eta^s L) \|\mathbf{v}_t^s\|^2\end{aligned}$$

where (a) follows from the convexity of F ; (b) is due to Young's inequality with $\delta > 0$ to be specified later. Since $\mathbf{x}_{t+1}^s = \mathbf{x}_t^s - \eta^s \mathbf{v}_t^s$, rearranging the terms we have

$$\left(1 - \frac{\delta}{\eta^s}\right) \|\nabla F(\mathbf{x}_t^s)\|^2 \leq \|\nabla F(\mathbf{x}_t^s) - \mathbf{v}_t^s\|^2 - \left(1 - \eta^s L - \frac{\eta^s}{\delta}\right) \|\mathbf{v}_t^s\|^2.$$

Choosing $\delta = 0.5\eta^s$, we have

$$\frac{1}{2}\|\nabla F(\mathbf{x}_t^s)\|^2 \leq \|\nabla F(\mathbf{x}_t^s) - \mathbf{v}_t^s\|^2 + (1 + \eta^s L)\|\mathbf{v}_t^s\|^2.$$

Then, taking expectation w.r.t. \mathcal{F}_{t-1} , applying Lemma 1 to $\mathbb{E}[\|\nabla F(\mathbf{x}_t^s) - \mathbf{v}_t^s\|^2]$ and Lemma 10 to $\mathbb{E}[\|\mathbf{v}_t^s\|^2]$, with $t = m$ we have

$$\begin{aligned} \frac{1}{2}\mathbb{E}[\|\nabla F(\mathbf{x}_m^s)\|^2] &\leq \frac{\eta^s L}{2 - \eta^s L}\|\nabla F(\tilde{\mathbf{x}}^{s-1})\|^2 \\ &\quad + (1 + \eta^s L)\left[1 - \left(\frac{2}{\eta^s L} - 1\right)\mu^2(\eta^s)^2\right]^m \mathbb{E}[\|\nabla F(\tilde{\mathbf{x}}^{s-1})\|^2]. \end{aligned}$$

Multiplying both sides by 2 and choosing $\eta^s = \eta, \forall s$, the proof is completed.

E.2 Proof of Theorem 3

For analysis, let sequence $\{0, t_1, t_2, \dots, t_N\}$, be the iterate indices where $B_{t_i} = 1$ (0 is automatically contained since at the beginning of L2S-SC, \mathbf{v}_0 is calculated). For a given sequence $\{0, t_1, t_2, \dots, t_S\}$, it can be seen that due to the step back in Line 7 of Alg. 3, \mathbf{x}_{t_i-1} is like the starting point of the inner loop of SARAH; while $\mathbf{x}_{t_{i+1}-1}$ is like \mathbf{x}_m^s of SARAH's inner loop. Hence, following the same analysis of Lemma 5, if $\eta \leq 2/(3L)$, define $\mathbf{x}_{-1} = \mathbf{x}_0$ and

$$\lambda_{i+1} := \left\{ \frac{2\eta L}{2 - \eta L} + (2 + 2\eta L)\left[1 - \left(\frac{2}{\eta L} - 1\right)\mu^2\eta^2\right]^{t_{i+1}-t_i} \right\}. \quad (20)$$

Using similar arguments of Lemma 5, it is guaranteed to have

$$\begin{aligned} \mathbb{E}[\|\nabla F(\mathbf{x}_{t_S-1})\|^2 | \{0, t_1, t_2, \dots, t_S\}] &\leq \lambda_S \mathbb{E}[\|\nabla F(\mathbf{x}_{t_S-1})\|^2 | \{0, t_1, t_2, \dots, t_S\}] \\ &= \lambda_S \mathbb{E}[\|\nabla F(\mathbf{x}_{t_{S-1}-1})\|^2 | \{0, t_1, t_2, \dots, t_S\}] \\ &\leq \lambda_S \lambda_{S-1} \dots \lambda_1 \|\nabla F(\mathbf{x}_0)\|^2. \end{aligned} \quad (21)$$

For convenience, let us define

$$q := 1 - \left(\frac{2}{\eta L} - 1\right)\mu^2\eta^2.$$

Note that choosing η properly we can have $q < 1$. Now beyond the given $\{0, t_1, t_2, \dots, t_S\}$, it can be seen that

$$\mathbb{E}[q^{t_{i+1}-t_i} | t_i] \leq \sum_{j=1}^{\infty} \frac{1}{m} \left(1 - \frac{1}{m}\right)^{j-1} q^j \leq \frac{1}{m-1} \frac{q(1 - \frac{1}{m})}{1 - q(1 - \frac{1}{m})}.$$

Note that this inequality is irrelevant with t_i and thus if we further taking expectation w.r.t. t_i , we have

$$\mathbb{E}[q^{t_{i+1}-t_i}] \leq \frac{1}{m-1} \frac{q(1 - \frac{1}{m})}{1 - q(1 - \frac{1}{m})}. \quad (22)$$

Plugging (22) into (20) we have

$$\mathbb{E}[\lambda_i] \leq \frac{2\eta L}{2 - \eta L} + \frac{2 + 2\eta L}{m-1} \frac{q(1 - \frac{1}{m})}{1 - q(1 - \frac{1}{m})} := \lambda, \forall i.$$

Note that the randomness of λ_{i+1} comes from $t_{i+1} - t_i$, which is the length of the interval between two snapshot gradient calculation. Since $\mathbb{P}\{t_{i+1} - t_i = u, t_{i+2} - t_{i+1} = v\} = \mathbb{P}\{t_{i+1} - t_i = u\}\mathbb{P}\{t_{i+2} - t_{i+1} = v\}$ for positive integers u and v , it can be seen $\{t_{i+1} - t_i\}$ are mutually independent, which further leads to the mutual independence of $\lambda_1, \lambda_2, \dots, \lambda_S$. Therefore, taking expectation w.r.t. $\{0, t_1, t_2, \dots, t_S\}$ on both sides of (21), we have

$$\mathbb{E}[\|\nabla F(\mathbf{x}_{t_S-1})\|^2] = \mathbb{E}[\lambda_S \lambda_{S-1} \dots \lambda_1 \|\nabla F(\mathbf{x}_0)\|^2] \leq \lambda^S \|\nabla F(\mathbf{x}_0)\|^2$$

which completes the proof.

F Boosting the practical merits of SARAH

Algorithm 5 D2S

```

1: Initialize:  $\tilde{\mathbf{x}}_0, \eta, m, S$ 
2: for  $s = 1, 2, \dots, S$  do
3:    $\mathbf{x}_0^s = \tilde{\mathbf{x}}^{s-1}$ 
4:    $\mathbf{v}_0^s = \nabla F(\mathbf{x}_0^s)$ 
5:    $\mathbf{x}_1^s = \mathbf{x}_0^s - \eta \mathbf{v}_0^s$ 
6:   for  $t = 1, 2, \dots, m$  do
7:     Sample  $i_t$  according to  $\mathbf{p}_t^s$  in (24)
8:     Compute  $\mathbf{v}_t^s$  via (25)
9:      $\mathbf{x}_{t+1}^s = \mathbf{x}_t^s - \eta \mathbf{v}_t^s$ 
10:  end for
11:   $\tilde{\mathbf{x}}^s$  uniformly rnd. chosen from  $\{\mathbf{x}_t^s\}_{t=0}^m$ 
12: end for
13: Output:  $\tilde{\mathbf{x}}^S$ 

```

Ideally, finding \mathbf{p}_t^s should rely on the estimation error as optimality criterion. Specifically, we wish to minimize $\mathbb{E}[\|\mathbf{v}_t^s - \nabla F(\mathbf{x}_t^s)\|^2 | \mathcal{F}_{t-1}]$ in Lemma 1. Writing the expectation explicitly, the problem can be posed as

$$\min_{\mathbf{p}_t^s \in \Delta_n} \frac{1}{n^2} \sum_{i \in [n]} \frac{\|\nabla f_i(\mathbf{x}_t^s) - \nabla f_i(\mathbf{x}_{t-1}^s)\|^2}{p_{t,i}^s} \Rightarrow (p_{t,i}^s)^* = \frac{\|\nabla f_i(\mathbf{x}_t^s) - \nabla f_i(\mathbf{x}_{t-1}^s)\|}{\sum_{j \in [n]} \|\nabla f_j(\mathbf{x}_t^s) - \nabla f_j(\mathbf{x}_{t-1}^s)\|} \quad (23)$$

where the $(p_{t,i}^s)^*$ denotes the optimal solution. Though finding out \mathbf{p}_t^s via (23) is optimal, it is intractable to implement because $\nabla f_i(\mathbf{x}_{t-1}^s)$ and $\nabla f_i(\mathbf{x}_t^s)$ for all $i \in [n]$ must be computed, which is even more expensive than computing $\nabla F(\mathbf{x}_t^s)$ itself. However, (23) implies that a larger probability should be assigned to those $\{f_i\}$ whose gradients on \mathbf{x}_t^s and \mathbf{x}_{t-1}^s change drastically. The intuition behind this observation is that a more abrupt change of the gradient suggests a larger residual to be optimized. Thus, $\|\nabla f_i(\mathbf{x}_t^s) - \nabla f_i(\mathbf{x}_{t-1}^s)\|^2$ in (23) can be approximated by its upper bound $L_i^2 \|\mathbf{x}_t^s - \mathbf{x}_{t-1}^s\|^2$, which inaccurately captures gradient changes. The resultant problem and its optimal solution are

$$\min_{\mathbf{p}_t^s \in \Delta_n} \frac{1}{n^2} \sum_{i \in [n]} \frac{L_i^2 \|\mathbf{x}_t^s - \mathbf{x}_{t-1}^s\|^2}{p_{t,i}^s} \Rightarrow (p_{t,i}^s)^* = \frac{L_i}{\sum_{j \in [n]} L_j}, \forall t, \forall s. \quad (24)$$

Choosing \mathbf{p}_t^s according to (24) is computationally attractive not only because it eliminates the need to compute gradients, but also because L_i is usually cheap to obtain in practice (at least for linear and logistic regression losses). Knowing $L = \max_{i \in [n]} L_i$ is critical for SARAH [15]; hence, finding \mathbf{p}_t^s only introduces negligible overhead compared to SARAH. Accounting for \mathbf{p}_t^s , the gradient estimator \mathbf{v}_t^s is also modified to an importance sampling based one to compensate for those less frequently sampled $\{f_i\}$

$$\mathbf{v}_t^s = \frac{\nabla f_{i_t}(\mathbf{x}_t^s) - \nabla f_{i_t}(\mathbf{x}_{t-1}^s)}{np_{t,i_t}^s} + \mathbf{v}_{t-1}^s. \quad (25)$$

Note that \mathbf{v}_t^s is still biased, since $\mathbb{E}[\mathbf{v}_t^s | \mathcal{F}_{t-1}] = \nabla F(\mathbf{x}_t^s) - \nabla F(\mathbf{x}_{t-1}^s) + \mathbf{v}_{t-1}^s \neq \nabla F(\mathbf{x}_t^s)$. As asserted next, with \mathbf{p}_t^s as in (24) and \mathbf{v}_t^s computed via (25), D2S indeed improves SARAH's convergence rate.

Theorem 4. *If Assumptions 1 – 3 hold, upon choosing $\eta < 1/\bar{L}$ and a large enough m such that $\sigma_m := \frac{1}{\mu\eta(m+1)} + \frac{\eta\bar{L}}{2-\eta\bar{L}} < 1$, D2S converges linearly; that is,*

$$\mathbb{E}[\|\nabla F(\tilde{\mathbf{x}}_s)\|^2] \leq (\sigma_m)^s \|\nabla F(\tilde{\mathbf{x}}_0)\|^2, \forall s.$$

Compared with SARAH's linear convergence rate $\tilde{\sigma}_m = \frac{1}{\mu\eta(m+1)} + \frac{\eta\bar{L}}{2-\eta\bar{L}}$ [15], the improvement on the convergence constant σ_m is twofold: i) if η and m are chosen the same in D2S and SARAH, it always holds that $\sigma_m \leq \tilde{\sigma}_m$, which implies D2S converges faster than SARAH; and ii) the step size can be chosen more aggressively with $\eta < 1/\bar{L}$, while the standard SARAH step size has to be less than $1/L$. The improvements are further corroborated in terms of the number of IFO calls, especially for ERM problems that are ill-conditioned.

Corollary 4. *If Assumptions 1 – 3 hold, to find $\tilde{\mathbf{x}}^s$ such that $\mathbb{E}[\|\nabla F(\tilde{\mathbf{x}}^s)\|^2] \leq \epsilon$, D2S requires $\mathcal{O}((n + \bar{\kappa}) \ln(1/\epsilon))$ IFO calls.*

This section presents a simple yet effective variant of SARAH to enable a larger step size. The improvement stems from making use of the data dependent L_i in Assumption 1. The resultant algorithm that we term **Data Dependent SARAH (D2S)** is summarized in Alg. 5. For simplicity D2S is developed based on SARAH, but it generalizes to L2S as well.

Intuitively, each f_i provides a distinct gradient to be used in the updates. Our key insight here is that if one could quantify the “importance” of f_i (or the gradient it provides), those more important ones should be used more frequently. Formally, our idea is to draw i_t of outer loop s according to a probability mass vector $\mathbf{p}_t^s \in \Delta_n$, where $\Delta_n := \{\mathbf{p} \in \mathbb{R}_+^n | \langle \mathbf{1}, \mathbf{p} \rangle = 1\}$. With $\mathbf{p}_t^s = \mathbf{1}/n$, D2S boils down to SARAH.

F.1 Optimal solution of (23)

The optimal solution of (23) can be directly obtained from the partial Lagrangian

$$\mathcal{L}(\mathbf{p}_t^s, \lambda) = \frac{1}{n^2} \sum_{i \in [n]} \frac{\|\nabla f_i(\mathbf{x}_t^s) - \nabla f_i(\mathbf{x}_{t-1}^s)\|^2}{p_{t,i}^s} + \lambda \sum_{i \in [n]} p_{t,i}^s - \lambda.$$

Taking derivative w.r.t. \mathbf{p}_t^s and set it to $\mathbf{0}$, we have

$$p_{t,i}^s = \frac{\|\nabla f_i(\mathbf{x}_t^s) - \nabla f_i(\mathbf{x}_{t-1}^s)\|}{\sqrt{\lambda n}}.$$

Note that if $\lambda > 0$, it automatically satisfies $p_{t,i}^s \geq 0$. Then let $\sum_{i \in [n]} p_{t,i}^s = 1$, it is not hard to find the value of λ and obtain (23). The solution of (24) can be derived in the similar manner.

F.2 Proof of Theorem 4

The proof generalizes the original proof of SARAH for strongly convex problems [15, Theorem 2]. Notice that the importance sampling based gradient estimator enables the fact $\mathbb{E}_{i_t}[\mathbf{v}_t^s | \mathcal{F}_{t-1}] = \nabla F(\mathbf{x}_t^s) - \nabla F(\mathbf{x}_{t-1}^s) + \mathbf{v}_{t-1}^s$. By exploring this fact, it is not hard to see that the following lemmas still holds, the proof has almost the same steps like those in [15], except for the expectation now is w.r.t. a nonuniform distribution \mathbf{p}_t^s .

Lemma 11. [15, Lemma 1] In any outer loop s , if $\eta \leq 1/L_F$ we have

$$\sum_{t=0}^m \mathbb{E}[\|\nabla F(\mathbf{x}_t^s)\|^2] \leq \frac{2}{\eta} \mathbb{E}[F(\mathbf{x}_0^s) - F(\mathbf{x}^*)] + \sum_{t=0}^m \mathbb{E}[\|\nabla F(\mathbf{x}_t^s) - \mathbf{v}_t^s\|].$$

Lemma 12. The following equality is true

$$\mathbb{E}[\|\nabla F(\mathbf{x}_t^s) - \mathbf{v}_t^s\|^2] = \sum_{\tau=1}^t \mathbb{E}[\|\mathbf{v}_\tau^s - \mathbf{v}_{\tau-1}^s\|^2] - \sum_{\tau=1}^t \mathbb{E}[\|\nabla F(\mathbf{x}_\tau^s) - \nabla F(\mathbf{x}_{\tau-1}^s)\|^2].$$

Lemma 13. In any outer loop s , if η is chosen to satisfy $1 - \frac{2}{\eta \bar{L}} < 0$, then we have

$$\mathbb{E}[\|\mathbf{v}_t^s - \mathbf{v}_{t-1}^s\|^2 | \mathcal{F}_{t-1}] \leq \frac{\eta \bar{L}}{2 - \eta \bar{L}} \left(\|\mathbf{v}_{t-1}^s\|^2 - \mathbb{E}[\|\mathbf{v}_t^s\|^2 | \mathcal{F}_{t-1}] \right), \forall t \geq 1.$$

Proof. Consider that for any $t \geq 1$

$$\begin{aligned} \mathbb{E}_{i_t}[\|\mathbf{v}_t^s\|^2 | \mathcal{F}_{t-1}] &= \mathbb{E}_{i_t}[\|\mathbf{v}_t^s - \mathbf{v}_{t-1}^s + \mathbf{v}_{t-1}^s\|^2 | \mathcal{F}_{t-1}] \\ &= \|\mathbf{v}_{t-1}^s\|^2 + \mathbb{E}[\|\mathbf{v}_t^s - \mathbf{v}_{t-1}^s\|^2 | \mathcal{F}_{t-1}] + 2\mathbb{E}[\langle \mathbf{v}_{t-1}^s, \mathbf{v}_t^s - \mathbf{v}_{t-1}^s \rangle | \mathcal{F}_{t-1}] \\ &\stackrel{(a)}{=} \|\mathbf{v}_{t-1}^s\|^2 + \mathbb{E}[\|\mathbf{v}_t^s - \mathbf{v}_{t-1}^s\|^2] + \frac{2}{\eta} \left\langle \mathbf{x}_{t-1}^s - \mathbf{x}_t^s, \frac{\nabla f_{i_t}(\mathbf{x}_t^s) - \nabla f_{i_t}(\mathbf{x}_{t-1}^s)}{np_{t,i_t}^s} \right\rangle \Big| \mathcal{F}_{t-1} \\ &\stackrel{(b)}{\leq} \|\mathbf{v}_{t-1}^s\|^2 + \mathbb{E}[\|\mathbf{v}_t^s - \mathbf{v}_{t-1}^s\|^2] - \frac{2}{\eta L_{i_t} np_{t,i_t}^s} \|\nabla f_{i_t}(\mathbf{x}_t^s) - \nabla f_{i_t}(\mathbf{x}_{t-1}^s)\|^2 \Big| \mathcal{F}_{t-1} \\ &\stackrel{(c)}{=} \|\mathbf{v}_{t-1}^s\|^2 + \mathbb{E}[\|\mathbf{v}_t^s - \mathbf{v}_{t-1}^s\|^2] - \frac{2np_{t,i_t}^s}{\eta L_{i_t}} \|\mathbf{v}_t^s - \mathbf{v}_{t-1}^s\|^2 \Big| \mathcal{F}_{t-1} \\ &\stackrel{(d)}{=} \|\mathbf{v}_{t-1}^s\|^2 + \mathbb{E} \left[\left(1 - \frac{2}{\eta \bar{L}} \right) \|\mathbf{v}_t^s - \mathbf{v}_{t-1}^s\|^2 \Big| \mathcal{F}_{t-1} \right] \end{aligned}$$

where (a) follows from (25) and the update $\mathbf{x}_t^s = \mathbf{x}_{t-1}^s - \eta \mathbf{v}_t^s$; (b) is the result of (8c); (c) is by the definition of \mathbf{v}_t^s ; and (d) is by plugging (24) in. Then by choosing η such that $1 - \frac{2}{\eta \bar{L}} < 0$, we have

$$\mathbb{E}[\|\mathbf{v}_t^s - \mathbf{v}_{t-1}^s\|^2 | \mathcal{F}_{t-1}] \leq \frac{\eta \bar{L}}{2 - \eta \bar{L}} \left(\|\mathbf{v}_{t-1}^s\|^2 - \mathbb{E}[\|\mathbf{v}_t^s\|^2 | \mathcal{F}_{t-1}] \right)$$

which concludes the proof. \square

Proof of Theorem 4: Combining Lemma 12 and 13 we have

$$\begin{aligned}\mathbb{E}[\|\nabla F(\mathbf{x}_t^s) - \mathbf{v}_t^s\|^2] &= \sum_{\tau=1}^t \mathbb{E}[\|\mathbf{v}_\tau^s - \mathbf{v}_{\tau-1}^s\|^2] - \sum_{\tau=1}^t \mathbb{E}[\|\nabla F(\mathbf{x}_\tau^s) - \nabla F(\mathbf{x}_{\tau-1}^s)\|^2] \\ &\leq \frac{\eta \bar{L}}{2 - \eta \bar{L}} \mathbb{E}[\|\mathbf{v}_0^s\|^2].\end{aligned}\quad (26)$$

If we further let $\eta \leq 1/L_F$, plugging (26) into Lemma 11, we have

$$\sum_{t=0}^m \mathbb{E}[\|\nabla F(\mathbf{x}_t^s)\|^2] \leq \frac{2}{\eta} \mathbb{E}[F(\mathbf{x}_0^s) - F(\mathbf{x}^*)] + \frac{(m+1)\eta \bar{L}}{2 - \eta \bar{L}} \mathbb{E}[\|\mathbf{v}_0^s\|^2].$$

Since $\tilde{\mathbf{x}}^s$ is uniformly randomized chosen from $\{\mathbf{x}_t^s\}_{t=0}^m$, by exploiting the fact $\mathbf{v}_0^s = \nabla F(\tilde{\mathbf{x}}^{s-1})$ and $\mathbf{x}_0^s = \tilde{\mathbf{x}}^{s-1}$, we have that

$$\begin{aligned}\mathbb{E}[\|\nabla F(\tilde{\mathbf{x}}^s)\|^2] &\leq \frac{2}{\eta(m+1)} \mathbb{E}[F(\tilde{\mathbf{x}}^{s-1}) - F(\mathbf{x}^*)] + \frac{\eta \bar{L}}{2 - \eta \bar{L}} \mathbb{E}[\|\nabla F(\tilde{\mathbf{x}}^{s-1})\|^2] \\ &\leq \left(\frac{2}{\mu\eta(m+1)} + \frac{\eta \bar{L}}{2 - \eta \bar{L}} \right) \mathbb{E}[\|\nabla F(\tilde{\mathbf{x}}^{s-1})\|^2]\end{aligned}\quad (27)$$

where the last inequality follows from (9a). From (27), by further expanding $\mathbb{E}[\|\nabla F(\tilde{\mathbf{x}}^{s-1})\|^2]$, it is not hard to see the claim of Theorem 4.

F.3 Proof of Corollary 4

The proof is modified from [15, Corollary 3]. By choosing $\eta = 0.5/(\bar{L})$ and $m = 4.5\bar{\kappa}$, we have σ_m in Theorem 4,

$$\sigma_m = \frac{1}{\frac{1}{2\bar{\kappa}}(4.5\bar{\kappa} + 1)} + \frac{0.5}{1.5} < \frac{7}{9}.$$

Then by Theorem 4, by choosing S as

$$S \geq \frac{\ln(\|\nabla F(\tilde{\mathbf{x}}^0)\|^2/\epsilon)}{\ln(9/7)} \geq \log_{7/9}(\|\nabla F(\tilde{\mathbf{x}}^0)\|^2/\epsilon)$$

we have $\mathbb{E}[\|\nabla F(\tilde{\mathbf{x}}^S)\|^2] \leq (\sigma_m)^2 \|\nabla F(\tilde{\mathbf{x}}^0)\|^2 \leq \epsilon$. And thus the number of IFO calls is

$$(n + 2m)S = \mathcal{O}((n + \bar{\kappa}) \ln(1/\epsilon)).$$

G Barazilai-Borwein SARAH

Hand tuning the step size in SARAH and other variance reduction algorithms is often painstakingly hard. To tackle this issue, the Barazilai-Borwein step size aided SARAH (B2S) is designed in this section.

Algorithm 6 B2S

```

1: Initialize:  $\tilde{\mathbf{x}}_0, \eta^0, m, S$ 
2: for  $s = 1, 2, \dots, S$  do
3:   Choosing  $\eta^s$  follow (28)
4:    $\mathbf{x}_0^s = \tilde{\mathbf{x}}^{s-1}$ 
5:    $\mathbf{v}_0^s = \frac{1}{n} \sum_{i=1}^n \nabla f_i(\mathbf{x}_0^s)$ 
6:    $\mathbf{x}_1^s = \mathbf{x}_0^s - \eta^s \mathbf{v}_0^s$ 
7:   for  $t = 1, 2, \dots, m$  do
8:     Uniformly sample  $i_t \in [n]$ 
9:      $\mathbf{v}_t^s = \nabla f_{i_t}(\mathbf{x}_t^s) - \nabla f_{i_t}(\mathbf{x}_{t-1}^s) + \mathbf{v}_{t-1}^s$ 
10:     $\mathbf{x}_{t+1}^s = \mathbf{x}_t^s - \eta^s \mathbf{v}_t^s$ 
11:   end for
12:    $\tilde{\mathbf{x}}^s = \mathbf{x}_m^s$ 
13: end for
14: Output:  $\tilde{\mathbf{x}}^S$ 

```

The Barzilai-Borwein scheme [27, 28] can automatically choose step size for different outer loops. Basically it monitors the progress of the previous outer loop, and chooses the step size accordingly. Particularly, at the beginning of outer loop s , the step size is calculated as

$$\eta^s = \frac{1}{m} \frac{\|\tilde{\mathbf{x}}^{s-1} - \tilde{\mathbf{x}}^{s-2}\|^2}{\langle \tilde{\mathbf{x}}^{s-1} - \tilde{\mathbf{x}}^{s-2}, \nabla F(\tilde{\mathbf{x}}^{s-1}) - \nabla F(\tilde{\mathbf{x}}^{s-2}) \rangle}. \quad (28)$$

Different from [28] however, here an extra $1/m$ is needed for analysis. Note that $\nabla F(\tilde{\mathbf{x}}^{s-1})$ and $\nabla F(\tilde{\mathbf{x}}^{s-2})$ were calculated at outer loop $s-1$ and $s-2$, respectively, hence using Barzilai-Borwein step size only incurs almost negligible memory cost in comparison with SARAH. Equipping with Barzilai-Borwein step size, the resultant algorithm, B2S, is summarized in Alg. 6. Note that the B2S chooses $\tilde{\mathbf{x}}^s$ as \mathbf{x}_m^s .

Theorem 5. *Suppose that Assumptions 1 - 3 hold. If there exist $\theta \in (0, \frac{1}{2})$ such that $2 + \kappa^2 \ln(\frac{2-4\theta}{5}) > 0$. Then choosing m large enough to satisfy*

$$m \geq \max \left\{ \frac{2\kappa}{\theta}, \frac{\kappa^2}{2 + \kappa^2 \ln(\frac{2-4\theta}{5})}, \frac{\kappa^2}{2} \right\}$$

B2S can guarantee that

$$\mathbb{E}[\|\nabla F(\tilde{\mathbf{x}}^s)\|^2] \leq (1 - \theta) \mathbb{E}[\|\nabla F(\tilde{\mathbf{x}}^{s-1})\|^2] \leq (1 - \theta)^s \|\nabla F(\tilde{\mathbf{x}}^0)\|^2.$$

Though Theorem 5 is strict for general problems, however it shows that when the condition number of a problem is good enough, B2S converges linearly. In addition, our simulations shows that regardless of κ , B2S works well in practice.

G.1 Proof of Theorem 5

We first bound the step size η^s in (28).

$$\eta^s = \frac{1}{m} \frac{\|\tilde{\mathbf{x}}^{s-1} - \tilde{\mathbf{x}}^{s-2}\|^2}{\langle \tilde{\mathbf{x}}^{s-1} - \tilde{\mathbf{x}}^{s-2}, \nabla F(\tilde{\mathbf{x}}^{s-1}) - \nabla F(\tilde{\mathbf{x}}^{s-2}) \rangle} \leq \frac{1}{m} \frac{\|\tilde{\mathbf{x}}^{s-1} - \tilde{\mathbf{x}}^{s-2}\|^2}{\mu \|\tilde{\mathbf{x}}^{s-1} - \tilde{\mathbf{x}}^{s-2}\|^2} = \frac{1}{m\mu}$$

where the inequality follows from (9d) in Lemma 7. On the other hand, we have

$$\eta^s \geq \frac{1}{m} \frac{\|\tilde{\mathbf{x}}^{s-1} - \tilde{\mathbf{x}}^{s-2}\|^2}{\|\tilde{\mathbf{x}}^{s-1} - \tilde{\mathbf{x}}^{s-2}\| \|\nabla F(\tilde{\mathbf{x}}^{s-1}) - \nabla F(\tilde{\mathbf{x}}^{s-2})\|} \geq \frac{1}{mL}$$

where the first inequality follows from Cauchy-Schwarz inequality; the second inequality is due to Assumption 1.

Then we need the following the following Lemma which is the counterpart of Lemma 1 to prove this theorem.

Lemma 14. *If $m > 0.5\kappa$, in an outer loop s , B2S guarantees that*

$$\mathbb{E}[\|\nabla F(\mathbf{x}_t^s) - \mathbf{v}_t^s\|^2] \leq \frac{\eta^s L}{2 - \eta^s L} \mathbb{E}[\|\nabla F(\tilde{\mathbf{x}}^{s-1})\|^2], \quad \forall t.$$

Proof. First it can be seen that choosing $m > 0.5\kappa$, we have $\eta^s < \frac{1}{\mu m} < \frac{2}{\mu\kappa} = \frac{2}{L}$. Then follow similar analysis of [15, Lemma 2], we can obtain Lemma 14. \square

Now we are ready to prove Theorem 5. Recall that $\tilde{\mathbf{x}}^s = \mathbf{x}_m^s$, we have

$$\begin{aligned} \mathbb{E}[\|\nabla F(\tilde{\mathbf{x}}^s)\|^2] &\leq \left\{ \frac{2\eta^s L}{2 - \eta^s L} + (2 + 2\eta^s L) \left[1 - \left(\frac{2}{\eta^s L} - 1 \right) \mu^2 (\eta^s)^2 \right]^m \right\} \mathbb{E}[\|\nabla F(\tilde{\mathbf{x}}^{s-1})\|^2] \\ &\stackrel{(a)}{\leq} \left\{ 2\eta^s L + \frac{5}{2} \left[1 - \left(\frac{2}{\eta^s L} - 1 \right) \mu^2 (\eta^s)^2 \right]^m \right\} \mathbb{E}[\|\nabla F(\tilde{\mathbf{x}}^{s-1})\|^2] \\ &= \left\{ 2\eta^s L + \frac{5}{2} \left[1 - \frac{2\mu^2 \eta^s}{L} + \mu^2 (\eta^s)^2 \right]^m \right\} \mathbb{E}[\|\nabla F(\tilde{\mathbf{x}}^{s-1})\|^2] \\ &\stackrel{(b)}{\leq} \left\{ \frac{2L}{m\mu} + \frac{5}{2} \left[1 - \frac{2\mu^2}{L^2 m} + \frac{1}{m^2} \right]^m \right\} \mathbb{E}[\|\nabla F(\tilde{\mathbf{x}}^{s-1})\|^2]. \end{aligned} \quad (29)$$

Table 2: A summary of datasets used in numerical tests

Dataset	d	n (train)	Sparsity	n (test)	L	L	L/L	λ
<i>a3a</i>	122	3,185	11.37%	29,376	3.465	3.5	0.9893	0.0015
<i>w1a</i>	300	2,477	3.82%	47,272	2.868	23.251	0.1233	0.0015
<i>ijcnn1</i>	22	91,701	59.09%	91,701	0.443	0.983	0.4504	10^{-4}
<i>covtype</i>	54	406,709	22.12%	174,303	1.224	1.906	0.6430	10^{-5}
<i>rcv1</i>	47,236	20,242	0.157%	677,399	0.25	0.25	1	0.01
<i>real-sim</i>	20,958	50,617	0.24%	21,692	0.25	0.25	1	0.01

where (a) follows by choosing $m \geq 4\kappa$ (leading to $\eta^s \leq 1/(4L)$); (b) is due to $\frac{1}{mL} \leq \eta^s \leq \frac{1}{m\mu}$.

Now, it can be verified that when $m > 0.5\kappa^2$ and $m > 2/\kappa^2$, we have

$$0 < \left[1 - \frac{2\mu^2}{L^2m} + \frac{1}{m^2} \right] < 1.$$

Using this fact we can obtain

$$\begin{aligned} \left[1 - \frac{2\mu^2}{L^2m} + \frac{1}{m^2} \right]^m &= \exp \left[m \ln \left(1 - \frac{2\mu^2}{L^2m} + \frac{1}{m^2} \right) \right] \\ &\stackrel{(c)}{\leq} \exp \left[-\frac{2\mu^2}{L^2} + \frac{1}{m} \right] = \exp \left[-\frac{2}{\kappa^2} + \frac{1}{m} \right] \end{aligned}$$

where (c) follows due to $\ln(1-x) \leq -x, \forall x \in (0,1)$. Thus (29) further becomes

$$\mathbb{E}[\|\nabla F(\tilde{\mathbf{x}}^s)\|^2] \leq \underbrace{\left\{ \frac{2\kappa}{m} \right\}}_{B_1} + \underbrace{\frac{5}{2} \exp \left[-\frac{2}{\kappa^2} + \frac{1}{m} \right]}_{B_2} \mathbb{E}[\|\nabla F(\tilde{\mathbf{x}}^{s-1})\|^2].$$

Now for $\theta \in (0, 1/2)$, choosing m such that $B_1 \leq \theta$ and $B_2 \leq 1 - 2\theta$, which in turn requires

$$m \geq \max \left\{ \frac{2\kappa}{\theta}, \frac{\kappa^2}{2 + \kappa^2 \ln \left(\frac{2-4\theta}{5} \right)}, \frac{\kappa^2}{2} \right\}$$

along with $2 + \kappa^2 \ln \left(\frac{2-4\theta}{5} \right) > 0$. Note that the choice of m satisfies $m > 4\kappa$ automatically since $\theta \in (0, 1/2)$. Providing $B_1 + B_2 \leq 1 - \theta$, we thus have

$$\mathbb{E}[\|\nabla F(\tilde{\mathbf{x}}^s)\|^2] \leq (1 - \theta) \mathbb{E}[\|\nabla F(\tilde{\mathbf{x}}^{s-1})\|^2].$$

By expanding $\mathbb{E}[\|\nabla F(\tilde{\mathbf{x}}^{s-1})\|^2]$ the proof is completed.

H Numerical Experiments

H.1 Experiments on (Strongly) Convex Problems

Experiments for (strongly) convex cases are performed using MATLAB on an Intel i7-4790CPU @ 3.60 GHz (32 GB RAM) desktop. Datasets *covtype.binary* as well as *real-sim* are randomly split into 70% training data and 30% testing data since originally there is no testing data available. The selection of datasets is representative since it covers those ill-conditioned ones, sparse ones with the dimension of feature, d , spanning from tens to thousands. The details of the used datasets are summarized in Table 2. The smoothness parameter L_i can be calculated via $L_i = \|\mathbf{a}_i\|^2/4$ by checking the Hessian matrix.

L2S. Since we are considering the convex case, we set $\lambda = 0$ in (7). The datasets adopted are *a3a*, *w1a*, *rcv1*, and *real-sim*. SVRG, SARAH and SGD+ is chosen as benchmarks, where SGD+ is modified SGD with step size $\eta_k = 1/(\bar{L}(k+1))$ on the k -th effective sample pass. For both SARAH and SVRG, the length of inner loop is

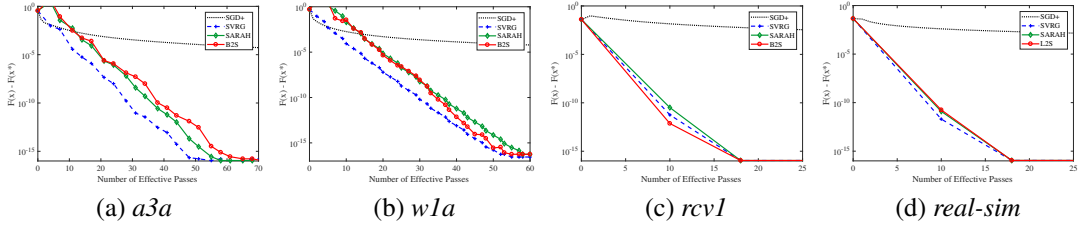


Figure 4: Tests of B2S

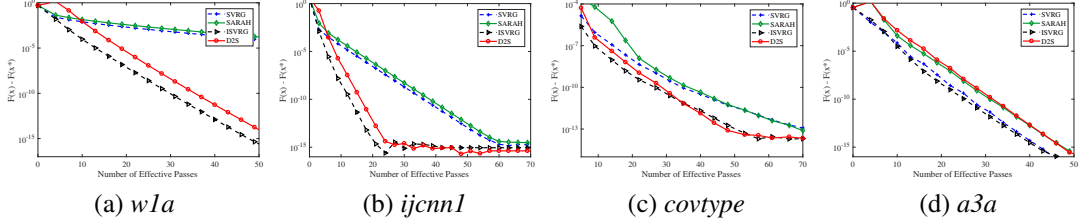


Figure 5: Tests of D2S.

chosen as $m = n$. For a fair comparison, we use the same m for L2S [cf. (4)]. The step sizes of SARAH and SVRG are selected from $\{0.01/\bar{L}, 0.1/\bar{L}, 0.2/\bar{L}, 0.3/\bar{L}, 0.4/\bar{L}, 0.5/\bar{L}, 0.6/\bar{L}, 0.7/\bar{L}, 0.8/\bar{L}, 0.9/\bar{L}, 0.95/\bar{L}\}$ and those with best performances are reported. Note that some of the step sizes for SVRG are larger than the theoretical largest one $0.25/\bar{L}$. The step size of L2S is the same as that of SARAH for fairness. Note that for a practical better performance, the selection of step sizes here slightly violates the theoretically supported ranges following the practical conventions.

D2S. Only datasets with $\bar{L} \neq L$ (see Table 2) are adopted in this test of D2S, which otherwise reduces to SARAH. The standard SVRG [6] and the ISVRG [22], which is SVRG equipped with importance sampling techniques, are considered as benchmarks. The values of λ used in the simulations are collected in Table 2. We set the length of inner loop contained in all tested algorithms as $m = n$. The step size η is chosen as $\eta = 0.7/\bar{L}$ for SVRG and SARAH, while $\eta = 0.7/\bar{L}$ for ISVRG and D2S following the theoretical analysis in Section F and those in [22]. The results are presented in the second row of Fig. 5, with figures (a) to (d) arranged in the order of an increasing \bar{L}/L . It is observed that when \bar{L}/L is small, both D2S and ISVRG enjoy a much faster linear convergence relative to the original SARAH and SVRG, corroborating that speed up originates from a large step size enabled by importance sampling for both D2S and ISVRG. Another observation is that the speed up of D2S against SARAH is vanishing from (a) to (d), as expected since \bar{L}/L is becoming smaller.

B2S. SGD+, SVRG and SARAH are selected as benchmarks. The step sizes are tuned following that of L2S. For *a3a* and *w1a*, we set $m = 3\kappa$, while for *rcv1* and *real-sim* $m = 0.3n$. See Fig. 4.

L2S-SC. The selection of parameters is the same as that of B2S.

L2S for on Nonconvex Problems We perform classification on MNIST dataset using a $784 \times 128 \times 10$ feed-forward neural network through Pytorch. The activation function used in hidden layer is sigmoid. SGD, SVRG, and SARAH are adopted as benchmarks. In all tested algorithms the batch sizes are $b = 32$. The step size of SGD is $\mathcal{O}(\sqrt{b}/(k+1))$, where k is the index of epoch; in SVRG the step size is chosen as $b/(Ln^{2/3})$ [7]; and the step sizes are $\sqrt{b}/(2\sqrt{n}L)$ for SARAH [16] and L2S. The inner loop lengths are selected to be $m = n/b$ for SVRG and SARAH, while the same m is chosen for L2S.