

Power Law Public Goods Game for Personal Information Sharing in News Comments*

Christopher Griffin and Sarah Rajtmajer Anna Squicciarini Prasana Umar

November 26, 2021

Abstract

We propose a public goods game model of user sharing in an online commenting forum. In particular, we assume that users who share personal information incur an information cost but reap the benefits of a more extensive social interaction. Freeloaders benefit from the same social interaction but do not share personal information. The resulting public goods structure is analyzed both theoretically and empirically. In particular, we show that the proposed game always possesses equilibria and we give sufficient conditions for pure strategy equilibria to emerge. These correspond to users who always behave the same way, either sharing or hiding personal information. We present an empirical analysis of a relevant data set, showing that our model parameters can be fit and that the proposed model has better explanatory power than a corresponding null (linear) model of behavior.

1 Introduction

Recent work acknowledges the importance of online social engagement, noting that the bidirectional communication of the Internet allows readers to engage directly with reporters, peers, and news outlets to discuss issues of the day [1–3]. In parallel, studies have noted several challenges linked with this new form of readership, particularly the high level of toxicity and pollution from trolls and even bots often observed in these commentaries [4]. However, while the negative impacts of trolling and abuse are well-studied (see, e.g., [5,6]), little attention has been paid to other more subtle risks involved with online commenting, particularly with respect to users’ privacy. In particular, as users engage in discussion online, they often resort to *self-disclosure* as a way to enhance immediate social rewards [7], increase legitimacy and likeability [8], or derive social support [9]. By self-disclosure, we refer to the (possibly unintentional) act of disclosing identifying (e.g., location, age, gender, race) or sensitive (e.g., political affiliation, religious beliefs, cognitive and/or emotional vulnerabilities) personal information [10]. We argue that self-disclosure is essentially a form of voluntary self-violation of privacy, which may lead to unexpected negative consequences.

In this work, we model the behavior of users posting comments about newspaper articles on major news platforms (e.g., NYT, CNN). We hypothesize that all users who participate in commentary about an article receive a “reward” that is proportional to the number of total comments posted; i.e., the net amount of social engagement generated. Hence, the act of self-disclosing comes at an information cost to the individual user yet may serve to increase the net return (e.g., total number of comments or impact the conversation in some capacity) all users receive. Accordingly, this scenario can be envisaged as a *public goods game* in which pay-in is measured in terms of personal

*Authors are listed in alphabetical order.

information and pay-out is measured in net quantity of social interaction through a commenting system.

Public goods games are mathematical representations of the Tragedy of the Commons [11,12] in which individuals must contribute to a common good in order to prevent that good from collapsing. Within a public goods game, cheating or freeloading is generally a more profitable choice; in this way, it is intellectually similar to the prisoner’s dilemma (see, e.g., [13,14]), and various approaches to resolving the tragedy have been taken (e.g., [15]). Public goods games have been widely studied as models of cooperation. In [16], the public goods game poses the following dilemma to a group of N agents: each agent is asked to contribute c monetary units towards a public good. Contributions earn a linear rate of return r , providing rc monetary units for sharing. Thus, if k individuals contribute, a contributing individual receives $rc/N - c$ monetary units, while a non-contributing individual receives rc/N monetary units. Rational agents choose not to contribute.

There are several extensions to the classical public goods framework discussed above. Archetti and Scheuring [17] and Young and Belmonte [18] use a non-linear (power law) form of the public goods return function. We adopt this model in Section 3. Cooperation in a public goods setting is difficult to explain using a rational agent assumption and several approaches have been used to explain it. Volunteering in public goods is considered in [19]. Punishment as a form of cooperation enforcement is discussed in [20,21]. Reputation in an evolutionary public goods game is considered in [22]. The approach we take in this paper is substantially simpler; as we discuss in Section 3, we assume that each agent has a distinct information sharing cost, which leads to the emergence of equilibria in which users will share.

The remainder of this paper is organized as follows: In Section 2, we discuss the data set used for model development and testing. We present our proposed model in Section 3. Mathematical analysis of the model is performed in Section 4. Experimental evidence supporting our model of user behavior is presented in Section 5. Finally, we provide conclusions and future directions in Section 6.

2 Data Description

We consider a set of user comments on news articles from four major English news websites [23]. The data set is composed of 59,249 comments made by 22,132 distinct users during the months of March through August 2015. Comments are distributed across 2202 articles from The Huffington Post (1136), Techcrunch (119), CNBC (421) and ABC News (526). On average, each user contributes 2.68 comments and participates in discussions related to 1.77 articles.

We use the unsupervised detection of self-disclosure proposed and validated in our earlier work [10] to label these comments. Each comment is labeled for the presence or absence of self-disclosure, and each incidence of self-disclosure is tagged by category. We determine 10,858 of the total 59,249 comments to be self-disclosing. Methods and initial results for self-disclosure tagging on this data set, including a breakdown of self-disclosures by category, are discussed in [10].

3 Model

Let R_i be the total number of comments associated with article i . This is also the common reward to *all* commenters regardless of whether they provide personal information. Define the binary variable $\delta_k = 1$ if and only if User k provides personal information in a comment *at least once*.

Using a public goods framework, we hypothesize the relationship:

$$R_i \sim A \cdot \left(\sum_k \delta_{i_k} \right)^\gamma + \epsilon_i, \quad (1)$$

where γ is a scaling factor and A is constant of proportionality. The quantity ϵ_i is the (normally distributed) error associated with Article i . The individual payoff to users in this public goods framework is:

$$r_{i_k} = R_i - \beta_k \delta_k, \quad (2)$$

where β_k measures the sensitivity to information sharing for User k . In a totally symmetric game, $\beta = \beta_1 = \dots = \beta_N$.

4 Mathematical Analysis

We analyze the model assuming that:

$$\delta_j \sim \text{Bernoulli}(x_j), \quad (3)$$

where $x_j \in [0, 1]$ is the probability that user j will disclose personal information. In a simultaneous game with n users, each user will selfishly maximize her expected reward, which can be computed on the interior of the feasible region as:

$$u_j = \mathbb{E}(r_j) = \sum_{\delta_1 \in \{0,1\}} \dots \sum_{\delta_n \in \{0,1\}} A \left(\sum_k \delta_k \right)^\gamma \prod_k x_k^{\delta_k} (1 - x_k)^{1-\delta_k} - \beta_j x_j. \quad (4)$$

If for any k , x_k is a pure strategy, then $\delta_k = x_k$ and u_j is modified in the obvious way to prevent expressions of the form 0^0 . In particular, if $\mathcal{B} = \{0, 1\}$ and $\mathbf{x} \in \mathcal{B}^n$ is pure, then:

$$u_j = A \left(\sum_k x_k \right)^\gamma - \beta_j x_j = A \left(\sum_k \delta_k \right)^\gamma - \beta_j \delta_j. \quad (5)$$

Put more simply, this is just an n -player, n -array (tensor) game, where each player has two strategies: disclose or don't disclose. The payoff structure is given by n multi-linear maps:

$$\mathbf{A}^{(j)} : \underbrace{\mathbb{R}^2 \times \dots \times \mathbb{R}^2}_n \rightarrow \mathbb{R}.$$

The following result is guaranteed by Wilson's extension [24] of Nash's theorem [25] and the Lemke-Howson theorem [26]:

Proposition 1. *There is at least one Nash equilibrium solution in simultaneous play. If the game is non-degenerate there are an odd number of equilibria.* \square

Fix the strategies for all users other than j and denote this \mathbf{x}_{-j} . Let \mathbf{x}_{-j} be the random vector of δ_k ($k \neq j$). The contraction $\mathbf{A}^{(j)}(\mathbf{x}_{-j})$ is a one-form (row vector). Assume:

$$\mathbf{A}^{(j)}(\mathbf{x}_{-j}) = \begin{bmatrix} C_1^{(j)}(\mathbf{x}_{-j}) & C_0^{(j)}(\mathbf{x}_{-j}) \end{bmatrix}, \quad (6)$$

with:

$$C_1^{(j)}(\mathbf{x}_{-j}) = \sum_{\delta_{-j} \in \mathbb{B}^{n-1}} A \left(1 + \sum_{k \neq j} \delta_k \right)^\gamma \prod_{k \neq j} x_k^{\delta_k} (1 - x_k)^{1-\delta_k} - \beta_j,$$

$$C_0^{(j)}(\mathbf{x}_{-j}) = \sum_{\delta_{-j} \in \mathbb{B}^{n-1}} A \left(\sum_{k \neq j} \delta_k \right)^\gamma \prod_{k \neq j} x_k^{\delta_k} (1 - x_k)^{1-\delta_k}.$$

As in Eq. (5), care must be taken with this expression if x_k is pure.

If $\mathbf{x}_j = \langle x_j, 1 - x_j \rangle$, then:

$$u_j(x_j, \mathbf{x}_{-j}) = \langle \mathbf{A}^{(j)}(\mathbf{x}_{-j}), \mathbf{x}_j \rangle = C_1^{(j)}(\mathbf{x}_{-j})x_j + C_0^{(j)}(\mathbf{x}_{-j})(1 - x_j) =$$

$$\left(C_1^{(j)}(\mathbf{x}_{-j}) - C_0^{(j)}(\mathbf{x}_{-j}) \right) x_j + C_0^{(j)}(\mathbf{x}_{-j}). \quad (7)$$

A strategy vector $\mathbf{x} = (x_j, \mathbf{x}_{-j})$ is an equilibrium precisely when it solves the simultaneous optimization problem:

$$\forall j \begin{cases} \max u_j(x_j, \mathbf{x}_{-j}) \\ \text{s.t. } 0 \leq x_j \leq 1. \end{cases} \quad (8)$$

Proposition 2. *A point \mathbf{x} to be an equilibrium if there are vectors $\boldsymbol{\lambda}, \boldsymbol{\mu} \in \mathbb{R}^n$ so that the following conditions hold:*

$$\text{PF} \begin{cases} x_j - 1 \leq 0 & \forall j \\ -x_j \leq 0 & \forall j \end{cases} \quad (9)$$

$$\text{DF} \begin{cases} \frac{\partial u_j}{\partial x_j} + \lambda_j - \mu_j = 0 & \forall j \\ \lambda_j \geq 0 & \forall j \\ \mu_j \geq 0 & \forall j \end{cases} \quad (10)$$

$$\text{CS} \begin{cases} -\lambda_j x_j = 0 & \forall j \\ \mu_j (x_j - 1) = 0 & \forall j \end{cases}. \quad (11)$$

Here:

$$\frac{\partial u_j}{\partial x_j} = C_1^{(j)}(\mathbf{x}_{-j}) - C_0^{(j)}(\mathbf{x}_{-j}). \quad (12)$$

Proof. Eq. (12) follows from Eq. (7). The remaining conditions are primal and dual feasibility (PF, DF) conditions and complementary slackness (CS) conditions from the Karush-Kuhn-Tucker (KKT) theorem. \square

Corollary 3. *A point \mathbf{x} is an equilibrium if and only if there are vectors $\boldsymbol{\lambda}, \boldsymbol{\mu} \in \mathbb{R}^n$ and the triple $(\mathbf{x}, \boldsymbol{\lambda}, \boldsymbol{\mu})$ is a global optimal solution to the following non-linear programming problem:*

$$\begin{cases} \min \sum_j \lambda_j x_j + \mu_j (1 - x_j) = \sum_j \mu_j - x_j \left(C_1^{(j)}(\mathbf{x}_{-j}) - C_0^{(j)}(\mathbf{x}_{-j}) \right) \\ \text{s.t. } C_1^{(j)}(\mathbf{x}_{-j}) - C_0^{(j)}(\mathbf{x}_{-j}) + \lambda_j - \mu_j = 0 & \forall j \\ \lambda_j \geq 0 & \forall j \\ \mu_j \geq 0 & \forall j \\ 0 \leq x_j \leq 1 \end{cases}. \quad (13)$$

Furthermore every global optimal solution has objective function value exactly equal to 0.

Proof. The proof is a specialization of the argument given in Chapter 6 of [27]. In particular, note that the feasible conditions enforce the inequalities:

$$\begin{aligned}\lambda_j x_j &\geq 0 \\ \mu_j(1 - x_j) &\geq 0\end{aligned}$$

Therefore, the objective function is bounded below by 0. If:

$$\sum_j \lambda_j x_j + \mu_j(1 - x_j) = 0,$$

then $\lambda_j x_j = 0$ and $\mu_j(1 - x_j) = 0$ for all j . When taken with the other constraints, this implies that the triple $(\mathbf{x}, \boldsymbol{\lambda}, \boldsymbol{\mu})$ is a KKT point as given in Proposition 2. Finally, we see that:

$$C_1^{(j)}(\mathbf{x}_{-j}) - C_0^{(j)}(\mathbf{x}_{-j}) = \mu_j - \lambda_j.$$

Algebraic manipulation shows that:

$$\sum_j \lambda_j x_j + \mu_j(1 - x_j) = \sum_j \mu_j - x_j \left(C_1^{(j)}(\mathbf{x}_{-j}) - C_0^{(j)}(\mathbf{x}_{-j}) \right) \quad (14)$$

□

We note that the KKT conditions of Proposition 2 can also be transformed into a complementarity problem [28] and solved accordingly. Phrasing the problem as a non-linear programming problem allows for solution of small-scale examples using readily available packages.

We show that pure strategy equilibria exist for this game. The following sufficient condition ensures there is at least one pure strategy equilibrium.

Proposition 4. Assume $\beta_1 \leq \beta_2 \leq \dots \leq \beta_n$ and that:

$$\begin{aligned}\beta_m &\leq Am^\gamma - A(m-1)^\gamma \\ \beta_{m+1} &\geq A(m+1)^\gamma - Am^\gamma\end{aligned}$$

Then the point $x_1 = x_2 = \dots x_m = 1$ and $x_{m+1} = x_{i+2} = \dots = x_n = 0$ is an equilibrium in pure strategies.

Proof. The payoff to User j is:

$$u_j = \begin{cases} Am^\gamma - \beta_j & \text{if } 1 \leq j \leq m \\ Am^\gamma & \text{otherwise} \end{cases}.$$

Suppose $1 \leq j \leq m$ and User j unilaterally alters her strategy to $x_j < 1$. Then her new expected payoff is:

$$u'_j = Am^\gamma x_j - \beta_j x_j + (1 - x_j)A(m-1)^\gamma.$$

Compute:

$$\begin{aligned}\Delta u_j = u'_j - u_j &= (1 - x_j)A(m-1)^\gamma - (1 - x_j)(Am^\gamma - \beta_j) = \\ &= (1 - x_j)(A(m-1)^\gamma - Am^\gamma + \beta_j) \leq 0,\end{aligned}$$

by assumption. Thus User j derives no benefit by unilaterally changing her strategy. Now assume $j \geq m + 1$. Then:

$$u'_j = A(m+1)^\gamma x_j - \beta_j x_j + (1-x_j)Am^\gamma.$$

Compute:

$$\Delta u_j = A(m+1)^\gamma x_j - \beta_j x_j - Am^\gamma x_j = x_j (A(m+1)^\gamma - Am^\gamma - \beta_j) \leq 0,$$

by assumption. Thus User j derives no benefit by unilaterally changing her strategy. Therefore, the point $x_1 = x_2 = \dots x_m = 1$ and $x_{m+1} = x_{i+2} = \dots = x_n = 0$ is an equilibrium in pure strategies. \square

Because there may be many solutions to the KKT conditions from Proposition 2, there may be mixed strategies even if the sufficient conditions are met. However, we can construct both necessary and sufficient conditions for pure strategy equilibria in which all users either share personal information or withhold personal information.

Proposition 5. *The strategy $\mathbf{x} = \mathbf{0}$ is an equilibrium if and only if $A \leq \beta_1$.*

Proof. If $\mathbf{x} = \mathbf{0}$ is an equilibrium, then $\mu_j = 0$ for all j and:

$$C_1^{(j)}(\mathbf{x}_{-j}) - C_0^{(j)}(\mathbf{x}_{-j}) = -\lambda \quad \forall j.$$

Correcting for the fact that \mathbf{x} is on the boundary we see:

$$\begin{aligned} C_1^{(j)}(\mathbf{x}_{-j}) &= A - \beta_j \\ C_0^{(j)}(\mathbf{x}_{-j}) &= 0 \end{aligned}$$

Thus, $A - \beta_j = -\lambda \leq 0$. It follows *a fortiori* that $A \leq \beta_1$.

Now suppose that $A \leq \beta_1$ and consider the strategy $\mathbf{x} = \mathbf{0}$. All users receive payoff 0. Suppose User j unilaterally changes her strategy to $x_j > 0$. Then her expected payoff is:

$$Ax_j - \beta_j x_j = (A - \beta_j)x_j \leq 0,$$

because $A \leq \beta_1$ implying $A \leq \beta_j$ for all j . Consequently no player has any incentive to unilaterally change strategy and \mathbf{x} is an equilibrium. \square

By a similar argument, we have:

Proposition 6. *The strategy $\mathbf{x} = \mathbf{1}$ is an equilibrium if and only if $A \geq \beta_n$.* \square

These results yield a sensible interpretation for the parameter A . If β_j is the perceived social cost of sharing personal information, then A is a common perceived social benefit of sharing information and the decision to share or not becomes a simple cost-benefit analysis on the part of the user.

In practice, it is rare that all users in a thread will share personal information. Moreover, users may not consistently share (or withhold) personal information, as illustrated in Section 5. Consequently, mixed strategies may be common (as illustrated in Section 5) or A and β_j ($j = 1, \dots, n$) may be context-dependent.

Parameter	Value	p -Value	Confid. Ival.
$\log(A)$	2.20	0	(2.15, 2.25)
γ	0.71	1.4×10^{-312}	(0.68, 0.74)

Table 1: Parameters of the problem and confidence values

5 Experimental Results

Using the data set described in Section 2, we test our hypothesis that the number of comments (i.e., common reward) in a news posting game is modeled by Eq. (1). Articles with no comments were removed because, tautologically, they fit the model perfectly. This left 1977 articles for analysis. The proposed model is statistically significant above the 7σ level. Table 1 provides confidence information on the parameters of the model. The model explains 51% of the variance in the observed data (i.e., $r^2 - \text{Adj} \approx 0.51$). Fig. 1 illustrates the fit of the data to proposed model. The

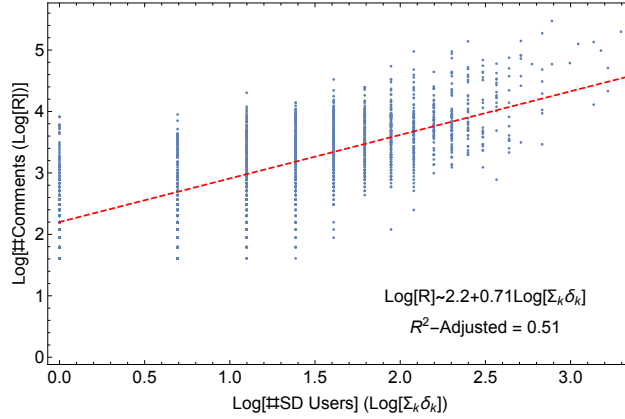


Figure 1: We illustrate the goodness of the fit for the power law model, Eq. (1). A log-log scale is used.

residual distribution is centered about zero and the $Q - Q$ plot illustrates reasonable normality of the residual distribution (see Fig. 2). Normality tests of the residuals showed mixed results with

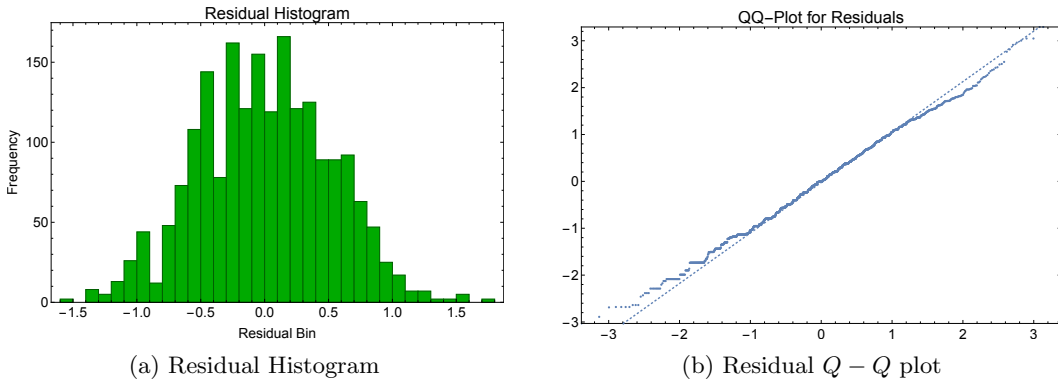


Figure 2: (a) The histogram of the fit residuals using Eq. (1) illustrates symmetry about 0.. (b) The $Q - Q$ plot illustrates approximate normality of the residuals.

five of eight tests performed rejecting normality and the remaining tests failing to reject normality.

Raw output of distribution testing is given below:

	Statistic	p -Value
Anderson-Darling	1.29886	0.00198841
Baringhaus-Henze	1.88282	0.00824273
Cramér-von Mises	0.18939	0.0067714
Jarque-Bera ALM	3.51543	0.168992
Mardia Combined	3.51543	0.168992
Mardia Kurtosis	-1.88623	0.0592636
Mardia Skewness	0.0342508	0.853174
Pearson χ^2	135.343	1.465×10^{-12}
Shapiro-Wilk	0.997751	0.00679984.

5.1 Null-Model Comparison

We compare the fit of the proposed model against the fit of a null linear model:

$$R_i \sim \beta_0 + \beta_1 \sum_k (\delta_{ik}).$$

This model is also statistically significant above 7σ and explains 53% of the variance (i.e., $r^2 - \text{Adj} = 0.53$). The fit, illustrating correlation is shown in Fig. 3a. However, the residual distribution is decidedly not normal as illustrated by the $Q-Q$ plot (Fig. 3b). This suggests that linear correlation is not the best explanation for the observed phenomena and supports our underlying hypothesis.

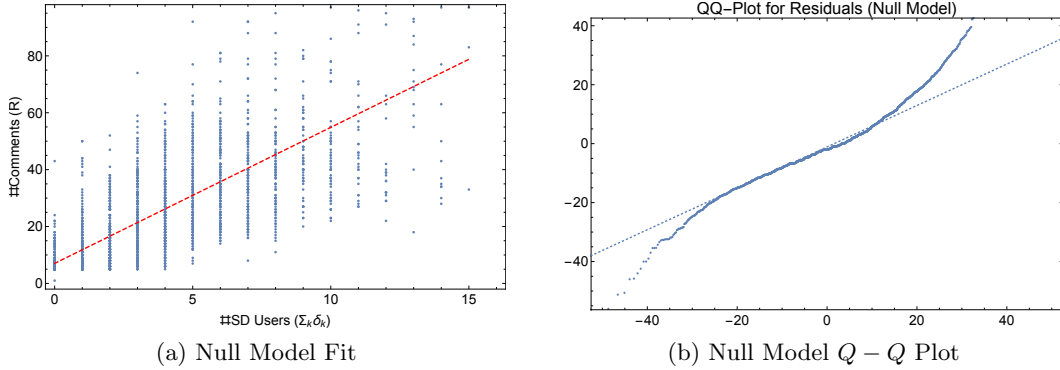


Figure 3: (a) We illustrate goodness of fit of the null (linear) model. (b) The $Q-Q$ plot of residuals of the null model illustrates clear lack of normality.

In addition to comparing relative fits, we also note that the AIC for the null model is 18289.4, while the AIC for the proposed model is 3025.78, suggesting much better model parsimony for the proposed model over the null model.

5.2 Fitting β_j : A Pilot Study

As noted, this data set is not longitudinal and only a small number of users are repeat posters. This makes it impossible to estimate either x_j or β_j for all users. However, there are a subset of users who are repeat posters making it possible to estimate their mixed strategies and consequently their β_j . We outline the algorithm for this process and discuss results. This algorithm works particularly

well when all players are using a mixed strategy. We note results in the remainder of this section are *preliminary* and this should be considered as pilot data.

1. Compute x_j using standard the standard MLE proportion estimator:

$$\hat{x}_j = \frac{\text{Number of Self Disclosing Posts}}{\text{Number of Posts}}. \quad (15)$$

2. From Eq. (10) at equilibrium we must have:

$$C_1^{(j)}(\hat{\mathbf{x}}_{-j}) - C_0^{(j)}(\hat{\mathbf{x}}_{-j}) = \mu_j - \lambda_j, \quad \forall j.$$

These equations can be used to fit an estimate for $\beta_j + \mu_j - \lambda_j$. In particular, when $\hat{x}_j \in (0, 1)$.

In particular, when $\hat{x}_j \in (0, 1)$, then $\lambda_j = \mu_j = 0$ and:

$$\hat{\beta}_j = \sum_{\delta_{-j}} A \left(\left(1 + \sum_{k \neq j} \delta_k \right)^\gamma - \left(\sum_{k \neq j} \delta_k \right)^\gamma \right) \prod_{k \neq j} \hat{x}_k^{\delta_k} (1 - \hat{x}_k)^{(1-\delta_k)}. \quad (16)$$

If there are several articles (each with different N), then $\hat{\beta}_j$ is computed over all instances of Eq. (16) and the mean is the MLE of $\hat{\beta}_j$. In our analysis, \hat{x}_j was *not* available for all users (because of data limitations). In analyzing an article with users who did not have a proper \hat{x}_j , the mean of all available \hat{x}_j was substituted. We denote this mean \bar{x} .

In cases with articles where several user strategies were estimated with \bar{x} , we restricted the analysis to size $N = 8$ for computational speed. By the central limit theorem, this approximation will not affect the resulting estimates of $\hat{\beta}_j$ substantially. Put more simply: An article with 34 users requires computing a sum with 2^{33} summands. If 30 users are estimated as \bar{x} , we used only 8 of those users in computing Eq. (16).

Using this approach we estimated the strategy for all users in the data set who posted to at least 15 articles. We used parameter estimates for A and γ obtained in the previous section. There were 135 users in this subsample. A histogram of their strategies is shown in Fig. 4a. In particular,

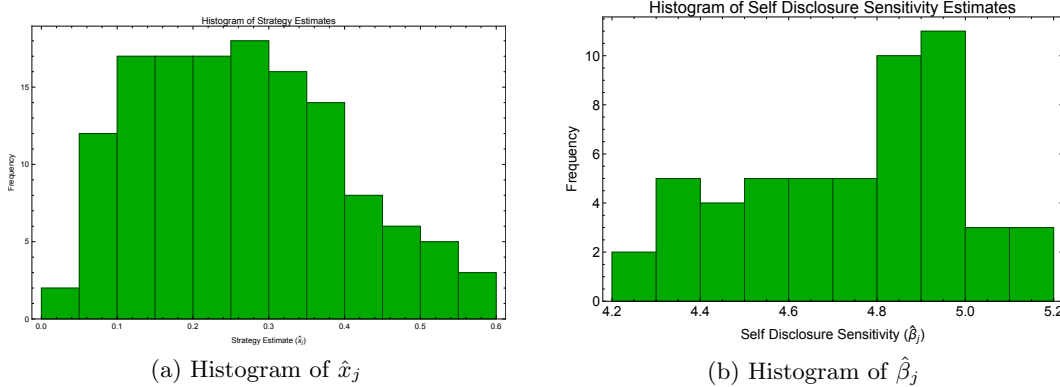


Figure 4: (a) The histogram of the strategies suggests an almost uniform distribution between $\hat{x} = 0.1$ and $\hat{x} = 0.4$ with a sharp dropoff after that. (b) Similarly, β_j shows an almost uniform distribution with a high concentration of values near 4.8. This histogram is drawn from a small sample size, so we exercise care in interpreting these results.

all estimated strategies were mixed, suggesting that pure strategies, while possible, are less likely to occur in real data. Using Eq. (16), we estimated $\hat{\beta}$ in articles containing at least three users for whom \hat{x}_j had been estimated. We estimated $\hat{\beta}_j$ for 14 users who had posted at least 15 times and who had posted in at least one article with 2 other such users. The histogram of these estimates is given in Fig. 4b.

To validate the hypothesis that higher β_j is correlated with lower x_j , we performed a simple linear fit, which is shown in Fig. 5. A table of parameter values and confidence regions are shown

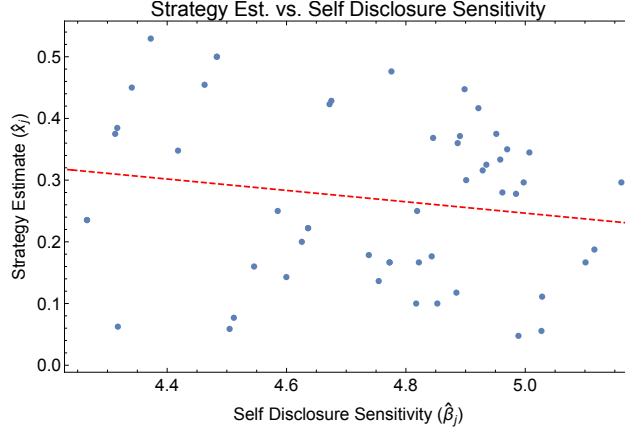


Figure 5: We illustrate the correlation between \hat{x}_j and $\hat{\beta}_j$. We expect $\hat{x}_j \sim a_0 - a_1\beta_j$ with $a_1 > 0$, which we see.

below, with the dependent variable being \hat{x}_j and the independent variable $\hat{\beta}_j$.

	Estimate	Standard Error	t-Statistic	P-Value
1	0.707635	0.354241	1.99761	0.0511066
$\hat{\beta}$	-0.0922398	0.0745993	-1.23647	0.221948

The coefficient of $\hat{\beta}$ is negative (as predicted). However, the model is only significant at $p \approx 0.22$. This is far too high to be considered conclusive, but is suggestive that additional data collection and analysis may be warranted.

5.3 Alternate Method for Fitting $\hat{\beta}$

Inspired by techniques from crystallography and neutron scattering techniques [29], we also propose an alternate fitting method, the analysis of which will be considered future work. Given an estimator

$\hat{\mathbf{y}}$ for individual user strategies, we define a complementarity constrained least-squares fit problem:

$$\left\{ \begin{array}{ll} \min_{\mathbf{x}, \boldsymbol{\lambda}, \boldsymbol{\mu}, \boldsymbol{\beta}} & \sum_j (\hat{y}_j - x_j)^2 \\ \text{s.t.} & x_j \leq 1 \quad \forall j \\ & x_j \geq 0 \quad \forall j \\ & \sum_{\delta_{-j}} A \left(\left(1 + \sum_{k \neq j} \delta_k \right)^\gamma - \left(\sum_{k \neq j} \delta_k \right)^\gamma \right) \prod_{k \neq j} \hat{x}_k^{\delta_k} (1 - \hat{x}_k)^{(1 - \delta_k)} + \\ & \lambda_j - \mu_j - \beta_j = 0 \quad \forall j \\ & \lambda_j \geq 0 \quad \forall j \\ & \mu_j \geq 0 \quad \forall j \\ & \lambda_j x_j = 0 \quad \forall j \\ & \mu_j (x_j - 1) = 0 \quad \forall j. \end{array} \right. \quad (17)$$

Solutions to this least square fit are tuples $(\mathbf{x}, \boldsymbol{\lambda}, \boldsymbol{\mu}, \boldsymbol{\beta})$ where β_j ($j = 1, \dots, N$) are now unknowns. By Proposition 2, any vector \mathbf{x} in such a solution is a Nash equilibrium for the derived vector $\boldsymbol{\beta}$. Moreover, the derived equilibrium minimizes the least square error with respect to the estimated equilibrium $\hat{\mathbf{y}}$, derived from Eq. (15). As a mixed complementarity problem, the proposed constrained least squares estimator is challenging to solve [30,31]. Considering the limitations of the data, we reserve further analysis of this approach for future work with a more complete data set.

6 Conclusions and Future Directions

In this paper, we have proposed a public goods model of personal information disclosure in news article commentaries. We have found sufficient conditions for the proposed public goods game to exhibit pure strategy equilibria and showed that for any choice of model parameters, there is always at least one equilibrium. Special necessary and sufficient conditions were identified for the case in which all users choose not to disclose personal information or when all users choose to disclose (some) personal information. We have validated this model using a data of online comments on news outlets and showed that the proposed common reward function fits the underlying data set better than a null (linear) model. For a small subset of users, we have estimated their strategy (\hat{x}_j) as well as their sensitivity to personal information disclosure ($\hat{\beta}_j$). We consider this a pilot study because the publicly available data set used in this study was not longitudinal, thus limiting our ability to study a large population of users over time.

In future work, we will determine whether this model is valid using larger data sets when available. In particular, we have proposed a fitting approach for determining $\hat{\beta}_j$ that relies on the solution to a large-scale mixed complementarity problem. Studying this fitting problem, its complexity, and results from its application form the foundation of future work. In addition to this, we may investigate other commenting environments in which users may choose to share personal information to further validate this model and determine whether it holds across a broad spectrum of online platforms.

Acknowledgements

Portions of CG’s work were supported by the National Science Foundation under grant CMMI-1463482. CG also wishes to thank A. Belmonte for the helpful discussion.

References

- [1] N. Newman, “The rise of social media and its impact on mainstream journalism,” Reuters Institute for the Study of Journalism, Tech. Rep., 2009.
- [2] A. D. Santana, “Online readers’ comments represent new opinion pipeline,” *Newspaper research journal*, vol. 32, no. 3, pp. 66–81, 2011.
- [3] T. B. Ksiazek, L. Peer, and K. Lessard, “User engagement with online news: Conceptualizing interactivity and exploring the relationship between online news videos and user comments,” *New media & society*, vol. 18, no. 3, pp. 502–520, 2016.
- [4] J. Bishop, “The psychology of trolling and lurking: The role of defriending and gamification for increasing participation in online communities using seductive narratives,” in *Gamification for Human Factors Integration: Social, Education, and Psychological Issues*. IGI Global, 2014, pp. 162–179.
- [5] Forbes, “Is the era of reader comments on news websites fading?” <https://www.forbes.com/sites/kalevleertaru/2015/11/10/is-the-era-of-reader-comments-on-news-websites-fading/#4becbc1e4379>, 2018.
- [6] E. E. Buckels, P. D. Trapnell, and D. L. Paulhus, “Trolls just want to have fun,” *Personality and individual Differences*, vol. 67, pp. 97–102, 2014.
- [7] C. Hallam and G. Zanella, “Online self-disclosure: The privacy paradox explained as a temporally discounted balance between concerns and rewards,” *Computers in Human Behavior*, vol. 68, pp. 217–227, 2017.
- [8] J. Y. Bak, S. Kim, and A. Oh, “Self-disclosure and relationship strength in twitter conversations,” in *Proceedings of the 50th Annual Meeting of the Association for Computational Linguistics: Short Papers-Volume 2*. Association for Computational Linguistics, 2012, pp. 60–64.
- [9] L. C. Tidwell and J. B. Walther, “Computer-mediated communication effects on disclosure, impressions, and interpersonal evaluations: Getting to know one another a bit at a time,” *Human communication research*, vol. 28, no. 3, pp. 317–348, 2002.
- [10] P. Umar, A. Squicciarini, and S. Rajtmajer, “Detection and analysis of self-disclosure in online news commentaries,” in *Proceedings of The Web Conference (WWW)*, 2019.
- [11] W. F. Lloyd, *Two Lectures on the Checks to Population*. Oxford University Press (Collingwood), 1833.
- [12] G. Hardin, “The tragedy of the commons,” *Science*, vol. 162, no. 3859, pp. 1243–1248, 1968.
- [13] D. Fudenberg and J. Tirole, *Game Theory*. The MIT Press, 1991.

- [14] S. J. Brams, *Game Theory and Politics*. Dover Press, 2004.
- [15] S. A. Levin, “Transition matrix model for evolutionary game dynamics,” *PNAS*, vol. 111, pp. 10 838–10 845, 2014.
- [16] J. O. Ledyard, “Public goods: A survey of experimental research,” in *The Handbook of Experimental Economics*, J. Kagel and A. Roth, Eds. Princeton University Press, 1995, pp. 111–194.
- [17] M. Archetti and I. Scheuring, “Game theory of public goods in one-shot social dilemmas without assortment,” *Journal of theoretical biology*, vol. 299, pp. 9–20, 2012.
- [18] M. J. Young and A. Belmonte, “Convergence to fair contributions in a stochastic nonlinear public goods game with random subgroup associations,” Working Paper (to be submitted), 2019.
- [19] C. Hauert, S. De Monte, J. Hofbauer, and K. Sigmund, “Volunteering as red queen mechanism for cooperation in public goods games,” *Science*, vol. 296, no. 5570, pp. 1129–1132, 2002.
- [20] C. Hauert, A. Traulsen, H. D. S. née Brandt, M. A. Nowak, and K. Sigmund, “Public goods with punishment and abstaining in finite and infinite populations,” *Biological theory*, vol. 3, no. 2, pp. 114–122, 2008.
- [21] E. Fehr and S. Gächter, “Cooperation and punishment in public goods experiments,” *American Economic Review*, vol. 90, no. 4, pp. 980–994, 2000.
- [22] C. Hauert, “Replicator dynamics of reward & reputation in public goods games,” *Journal of theoretical biology*, vol. 267, no. 1, pp. 22–28, 2010.
- [23] J. Barua, D. Patel, and V. Goyal, “Tide: Template-independent discourse data extraction,” in *International Conference on Big Data Analytics and Knowledge Discovery*. Springer, 2015, pp. 149–162.
- [24] R. Wilson, “Computing equilibria of n -person games,” *SIAM J. Appl. Math.*, vol. 21, no. 1, pp. 80–87, 1971.
- [25] J. F. Nash, “Equilibrium points in n -person games,” *PNAS*, vol. 36, no. 1, pp. 48–49, 1950.
- [26] C. E. Lemke and J. T. Howson, “Equilibrium points of bimatrix games,” *J. Soc. Indust. Appl. Math.*, vol. 12, no. 2, pp. 413–423, 1961.
- [27] A. Matsumoto and F. Szidarovszky, *Game theory and its applications*. Springer, 2016.
- [28] C. Chen and O. L. Mangasarian, “A class of smoothing functions for nonlinear and mixed complementarity problems,” *Computational Optimization and Applications*, vol. 5, no. 2, pp. 97–138, 1996.
- [29] J. Ilavsky and P. R. Jemian, “Irena: tool suite for modeling and analysis of small-angle scattering,” *Journal of Applied Crystallography*, vol. 42, no. 2, pp. 347–353, 2009.
- [30] S. P. Dirkse and M. C. Ferris, “The path solver: a nonmonotone stabilization scheme for mixed complementarity problems,” *Optimization Methods and Software*, vol. 5, no. 2, pp. 123–156, 1995.

- [31] S. C. Billups, S. P. Dirkse, and M. C. Ferris, “A comparison of large scale mixed complementarity problem solvers,” *Computational Optimization and Applications*, vol. 7, no. 1, pp. 3–25, 1997.